

**February 14, 2024**

**BSE Limited**

25<sup>th</sup> Floor, P J Towers,  
Dalal Street, Fort,  
Mumbai- 400 001  
Scrip Code: 531637

Dear Sirs,

**Sub. : Investor Presentation on Financial Performance of the Company**

Pursuant to Regulation 30 of the Securities and Exchange Board of India (Listing Obligations and Disclosure Requirements) Regulations, 2015, please find enclosed Investor Presentation on Unaudited Financial Results (Standalone and Consolidated) of the Company for the quarter ended December 31, 2023.

This is for your information and dissemination on your website.

Thanking You,

Yours Faithfully,

**For Praveg Limited**

*(Formerly known as Praveg Communications (India) Limited)*

**Mukesh Chaudhary**

*Company Secretary &  
Compliance Officer*

Encl. : As Above



# PRAVEG LIMITED

**PRAVEG**  
Accelerating ideas



PRAVEG'S TOURISM ONE

## Investor Presentation

Q3 FY24





# Disclaimer

This presentation or any other documentation or information (or any part thereof) delivered or supplied should not be deemed to constitute prospectus or placement memorandum or an offer to acquire any securities. No representation or warranty, express or implied is made as to, and no reliance should be placed on, the fairness, accuracy, completeness or correctness of such information or opinions contained herein. The information contained in this presentation is only current as of its date.

This presentation contains statements that contain “forward looking statements” including, but without limitation, statements relating to the implementation of strategic initiatives, and other statements relating Praveg Limited future business developments and economic performance. While these forward looking statements indicate our assessment and future expectations concerning the development of our business, a number of risks, uncertainties and other unknown factors could cause actual developments and results to differ materially from our expectations. These factors include, but are not limited to, general market, macro economic, governmental and regulatory trends, movements in currency exchange and interest rates, competitive pressures, technological developments, changes in the financial conditions of third parties dealing with us, legislative developments, and other key factors that could affect our business and financial performance. We undertakes no obligation to publicly revise any forward looking statements to reflect future likely events or circumstances.

This presentation cannot be copied and disseminated in any manner. No person is authorized to give any information or to make any representation not contained in and not consistent with this presentation and, if given or made, such information or representation must not be relied upon as having been authorized by or on behalf of the company. The Company or its Book Running Lead Manager will not be in any way responsible for any action taken based on such statements and undertakes no obligation to publicly update these forward-looking statements to reflect subsequent events or circumstances.



# Company Overview

---



Praveg is a pioneer in eco-responsible luxury hospitality. The Company's resorts are located in areas of significance from a cultural and heritage point of view and places of exotic and natural beauty. The company's luxury tents allow access to locations, where no traditional construction is possible, which allows tourism to flourish while ensuring the preservation of delicate local ecosystems. Due to the premium quality of the company's tents and the high-end experience, the resorts enjoy very high occupancy, strong pre-sales at luxury hotel rates and a high return on capital due to the non-permanent structure of the resort.

Praveg is also a strong player in events due to its roots in event management and expertise in creating large, non-permanent, world-class structures in very short periods of time. The Events division has recently diversified into Weddings and Banquets hotels.





# Key Facts & Figures



**20+**  
Years of Experience



**150+**  
Client Base



**1,000+**  
Events



**2,000+**  
Exhibition



Managing  
**10 Resorts**



**680+**  
Rooms



Spread Across  
**4.26 Lakh Sqm**



**Q3 FY24**  
Revenues - ₹ 33.07 Cr  
EBITDA - ₹ 13.27 Cr  
Net Profit - ₹ 8.10 Cr



**1,25,000+**  
Rooms Sold



**5,50,000+**  
Meals served



**ISO**  
9001:2015 Certified



# Our Journey

- Establishment of Praveg Communications Pvt. Ltd.
- Awarded with a Gold Medal and 1st prize for Gujarat Pavilion at IITF
- Special Mention for Ahmedabad Pavilion (AMC) at Shanghai World Expo 2010, China
- Achieved a place in the Limca Book of Records for creating largest temporary stage & backdrop in Khel Mahakumbh
- Successfully organized Glorious Gujarat in the USA, a mega event attended by more than 15000 visitors
- Ventured into Hospitality Sector with White Rann Resort, Rann Utsav- A luxurious property with 76 rooms and top-notch amenities

2005-2015

- Successfully organized Glorious India Expo in the USA, a large-scale event attended by over 20,000 visitors
- Establishment of Tent City Narmada near Statue of Unity - A plush property with 200 rooms, conference halls and modern amenities
- Listing on BSE
- Launch of Real Estate Marketing Division
- Commencement of Skill Development Training Division

2017-2021

- Awarded with Adalaj Stepwell Project
- Obtained license from the Ministry of Information and Broadcasting for a satellite TV channel
- Selected as an agency for establishment of Varanasi Tent City
- Acquisition of land at 4 locations (Jawai, Velavadar, Dholavira, Ranthambore & Udaipur) for development of high-end Hospitality Projects

2022

- Awarded for Development, Operation, Maintenance and Management of Tent City at Ghoghla Beach, Diu
- Awarded with workorder for Development of Tent city at Light House Beach, Daman
- Awarded with workorder for Development of Tent city at Jampore Beach, Daman
- Awarded with workorder for Development of Tent city at Chakratirth Beach, Diu
- Establishment of Tent City Varanasi, a luxurious tented resort, beautifully located right on the banks of holy Ganga River.

2023

- Operations at Tent City in Light House Beach, Daman, Commenced from May, 2023
- Jampore Beach and Chakratirth Beach Launched on 12/08/2023
- Awarded for Set up and Operate Tent City at Kihim in Raigad District of Maharashtra on PPP Basis
- Awarded for Development, Operation, Maintenance and Management of Tent City at Nagoa Beach, Diu
- Awarded for Development and Operation of Damanganga Garden Kachigam, Daman
- Awarded for Operation, Maintenance and Management of Jalandhar House, Diu on license basis
- Awarded for Operation, Maintenance and Management of Damanganga Circuit House, Silvassa on license basis
- Opening of two properties namely Praveg's Tent City at Ayodhya, Uttar Pradesh and Beach Resort at Ghoghla Beach, Diu from the auspicious day of Deepavali
- Awarded for Development, Operation, Maintenance and Management of at least 50 tents at Agatti Island, UT of Lakshadweep

2024



# Our Core Competence

- Low-cost, high-return innovative hospitality concepts



- Long-term association with Tourism



- A wide network of travel agents and online travel agents across India



- Independent and sophisticated infrastructure



- Expert and experienced manpower



- Extensive experience in operating and managing 550+ hotel rooms under PPP mode with State Governments

- In-house creative studio



- A dedicated 24 x 7 Reservation Team for hospitality projects



- Skilled team members with proven hospitality experience



- Deployment of Quality Control Manager for training and quality assurance



- In-house experienced social media and IT team







# BODs & KMPs



**Mr. Vishnukumar Patel**  
Chairman



**Mrs. Bijal parikh**  
Finance Director



**Mr. Bhumit Patel**  
Wholetime Director



**Mr. Ajit Panda**  
Independent Director



**Ms. Pooja khakhi**  
Independent Director



**Mr. Rajendrakumar Patel**  
Independent Director



**Mr. Keyoor Bakshi**  
Independent Director




**Mr. Mukesh Chaudhary**  
Company Secretary



**Mr. Dharmendra Soni**  
Chief Financial Officer

# Strong Client Base (Government Sector)



# Strong Client Base (Government Sector)



# Strong Client Base (Private Sector)



ENGINEERS INDIA LIMITED



Praveg Skill Development Foundation is a non-profit focused on promoting skill development and employment in India through innovative skill development programs and engagement in policy development. By leveraging technology and innovation, the Foundation is helping people acquire new skills and increase their employability, contributing to the country's economic growth.



**Art & Crafts Community Empowerment**



**Skill Development Trainings**

## CSR Projects List FY23



Skill Development Training for Promotion of Kutch as a Tourist Destination



Soft Skill and Grooming Training for Hospitality Personnel



Training on Business Skills for Artisans




Workshop for Promotion of Kutchi Folk Dance



BSE: 531637   ISIN: INE722B01019 <span style="float: right;">As on 13-02-2024</span>		Share Holding Pattern <span style="float: right;">As on 31-12-2023</span>	
Share Price (₹)	880.85	<ul style="list-style-type: none"> <li><span style="color: blue;">■</span> Promoter &amp; Promoter Group</li> <li><span style="color: red;">■</span> NII</li> <li><span style="color: orange;">■</span> FII</li> <li><span style="color: yellow;">■</span> DII</li> </ul>	
Market Capitalization (₹ Cr)	2,011.83		
No. of Shares Outstanding	2,45,02,425		
Face Value (₹)	10		
<b>52 week High-Low (₹)</b>	<b>1,300.00 - 409.00</b>		

## Share Performance From 01-01-2021 To Till Date





# Business Overview

---



**Tourism & Hospitality**



**Exhibitions & Events**







White Rann Resort is the luxurious tent and bhunga operations at Dhordo, Kutch in association with Gujarat Tourism for an internationally-acclaimed Rann Utsav Festival. The facility, spanning over 40,000 Sqm, houses luxurious swiss tents and bhungas and offers exquisite hospitality. The Resort has been conferred "Deluxe" status by the Ministry of Tourism, Government of India.



## Best Eco Resort – Runner Up in Gujarat Travel & Tourism Excellence Awards in 2019



Since  
**2015**



Spread Across  
**40,000**  
Sqm



**76**  
Rooms



**59,000+**  
Guest Served  
Since Inception



**₹ 11,290**  
Average Price



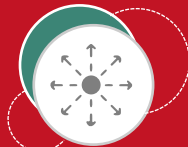
Tent City Narmada near Statue of Unity, Ekta Nagar (Kevadia) is operated and managed by Praveg successfully since 2018 in association with Gujarat Tourism. The facility offers an assorted range of luxurious tented accommodation to the Statue of Unity tourists with unmatched hospitality.



## Best Eco Resort-Runner Up in Gujarat Travel & Tourism Excellence Awards in 2021



Since  
**2018**



Spread Across  
**1,24,000**  
Sqm



Tents  
**200**



Guest Served  
Since Inception  
**1,43,000+**



Well-Equipped  
Conference Halls  
**9**



Average Price  
**₹ 9,723**



Events Arranges  
**2015**

# Tent City Varanasi, Uttar Pradesh

## PRAVEG TENT CITY VARANASI

Tent City Varanasi is a luxurious tented resort on the bank of holy Ganga River in Varanasi. The Resort is operational from 15th January 2023, it offers panoramic views of the serene ghats, temples and historic palaces with steps. The river facing resort aptly capture the true essence of Varanasi.



Since  
**January 2023**



Spread Across  
**2,00,000  
Sqm**



Tents  
**140**



Well-Equipped  
Conference Halls  
**1**



Guest Served  
Since Inception  
**15,000+**



Average Price  
**₹ 11,880**

Tent City Varanasi is currently non-operational due to force majeure circumstances as mandated by the National Green Tribunal (NGT)

# Beach Resort, Light House, Daman



Praveg Beach Resort, a seaside resort with panoramic sea views at the Lighthouse Beach and Jampore Beach in Daman. Praveg Beach Resort - Lighthouse Beach offers 33 independent luxury cottages with rich interiors, top-notch amenities and breathtaking panoramic sea-views. Praveg Beach Resort - Jampore Beach houses 28 luxurious Cottages with refreshing interior and 7 Machans Cottages that rise 8 feet above the ground overlooking the sea.



Since  
**May 2023**



Spread Across  
**10,000 Sqm**



Tents  
**33**



Well-Equipped  
Conference Halls  
**1**



Guest Served  
Since Inception  
**15,200+**



Average Price  
**₹ 9,473**

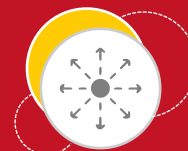
# Beach Resort, Jampore, Daman



Praveg Beach Resort, an eco resort on the Jampore Beach is an ensemble of 28 luxurious Cottages with refreshing interior to offer complete serenity to those looking to escape into nature and 7 Machans Cottages that rise 8 feet above the ground overlooking the sea.



Since  
**October 2023**



Spread Across  
**7,900 Sqm**



Cottages  
**35**



Guest Served  
Since Inception  
**10,800+**



Average Price  
**₹ 8,509**

# Beach Resort, Chakratirth, Diu



Praveg Beach Resort on the Chakratirth Beach, Diu is a collection of 24 independent cottages and 6 machans with the panoramic views of Arabian Sea. The Resort offers seaside view with top-notch amenities and unmatched hospitality



Since  
**October  
2023**



Spread Across  
**5,650 Sqm**



Cottages  
**30**



Guest Served  
Since Inception  
**6,800+**



Average Price  
**₹ 9,135**



Praveg Beach Resort consists of uniquely-designed wooden hobbit-inspired cabins lined with the serene Ghoghla Beach with mesmerizing sea-views and plush facilities.



Since  
**November  
2023**



Spread Across  
**9,300 Sqm**



Cottages  
**35**



No. Of Guest serve  
**1,100+**



Average Price  
**9,565**



Praveg Resort Dholavira consists of 30 'A'-frame cottages and high-end facilities. A beautiful collection of triangle cottages, rising 20ft from the ground, with appealing interiors and glass wall that opens to the wide open sky to offer a chance to indulge in stargazing from your bed.



Since  
**November  
2023**



Spread Across  
**7,800 Sqm**



Cottages  
**30**



No. Of Guest serve  
**2,800+**




Average Price  
**10,336**



## PRAVEG'S GRAND EULOGIA

Ahmedabad's only 5-star hotel offers unparalleled luxury. With a 20th-floor pool, a ₹ 1 Cr. Chauri concept, the city's largest Honeymoon suite, and a 60 ft stage, it's the ideal venue for any event. Bose sound, a 32 ft LED screen, full-day banquets, and the city's largest facade screen add a touch of sophistication



Since  
**October  
2023**



Spread Across  
**13,187 Sqm**



**76**  
Rooms




No. Of Guest serve  
**5,500+**



Average Price  
**7,400**

# Tent City Ayodhya, Brahmakund, Uttar Pradesh



Within walking distance from the Ram Lalla Temple in Ayodhya, Tent City Ayodhya stands as an upscale resort beautifully reflecting the divinity of Lord Rama and Ayodhya, a revered birthplace of the Lord, through its engrossing theme and ambience.



Since  
**November  
2023**



Spread Across  
**8,120 Sqm**



Cottages  
**30**



No. Of Guest Serve  
**400+**



Average Price  
**10,588**

# Hospitality Projects Road Map

## CURRENT PROJECTS

**PRAVEG**  
**White Rann Resort**  
OFFICIAL OPERATOR FOR RANN UTSAV  
Recognized as "The Deluxe Category Tents" by Ministry of Tourism

**No. Of Rooms - 76**

**PRAVEG**  
**BEACH RESORT**  
DAMAN  
JAMPORE BEACH

**No. Of Rooms - 35**

**PRAVEG**  
**TENT CITY**  
**NARMADA**

**No. Of Rooms - 200**

**PRAVEG**  
**BEACH RESORT**  
DIU  
CHAKRATIRTH BEACH

**No. Of Rooms - 30**

**PRAVEG**  
**TENT CITY**  
**VARANASI**

**No. Of Rooms - 140**

**PRAVEG**  
**BEACH RESORT**  
DIU  
GHOGHLA BEACH

**No. Of Rooms - 35**

**PRAVEG**  
**BEACH RESORT**  
DAMAN  
LIGHTHOUSE BEACH

**No. Of Rooms - 33**

**PRAVEG**  
**RESORT**  
DHOLAVIRA

**No. Of Rooms - 30**

**PRAVEG**  
**TENT CITY**  
**AYODHYA**  
BRAHMA KUND

**No. Of Rooms - 30**

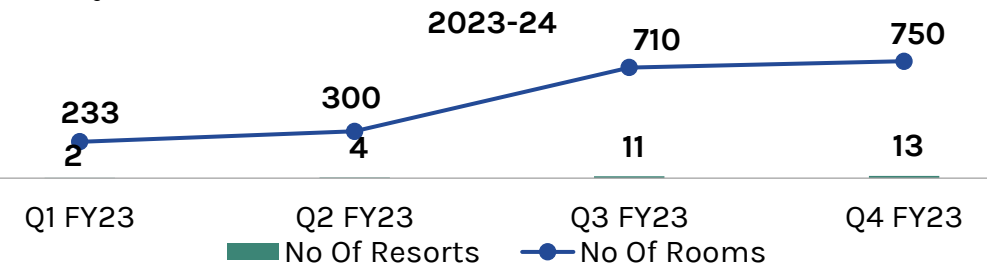
**PRAVEG'S**  
**GRAND**  
**EULOGIA**

**No. Of Rooms - 76**

## UPCOMING RESORTS

Sr. No.	Resort	No. Of Rooms
1	Jawai, Rajsthan	30
2	Udaipur, Rajsthan	30
3	Adalaj Theme Park, Gujarat	10
4	Velavadar, Gujarat	12
5	Tent City at Damam,Ganga Garden, Kachigam, Daman	30
6	Tent City at Nagoa Beach, Diu Part-I	37
7	Tent City at Kashid, Raigadh District	40
8	Tent City at Kihim, Raigadh District	40
9	Tent City Ayodhya, Saryu	40
10	Ranthambhore, Rajasthan	30
11	Praveg Atoll's Lakshadweep, Agatti Islands	50
12	Jalandhar House, Diu	-
13	Damanganga Circuit House, Silvassa	-

### QUARTERWISE ESTIMATED PROJECTS IN OPERATION FY





## MEDIA

A 24 x 7 Satellite  
Gujarati News Channel



## PUBLICATION

**PRAVEG'S**  
**tourism one**  
A Trusted Friend for Travellers

SINCE 2015





## EXHIBITIONS & EVENTS




Praveg's core competence is in Exhibition and Event Management. Exhibitions are regularly organized by Praveg, nationally and internationally, and the portfolio includes projects in the USA, China, South Korea, Africa, Europe and in the Middle East. Praveg has organized many State events on turnkey basis to the fullest satisfaction of its clients.



**1,000+**  
Events



**2,000+**  
Exhibition



**20+**  
Years



Finds a mention in the **Limca Book of Records 2014** having designed **the longest backdrop; largest multi-level temporary stage and the largest ball created out of 6400 nursery balls** during **Khel Mahakumbh held in South Gujarat University, Surat.**

**Pavilion for Gujarat Tourism**  
Second Best Innovative Stall in VGGTS 2017

**Pavilion of Gujarat Maritime Board**  
Adjudged The Best Stall of VGGTS 2013

**Pavilion on Life of Swami Vivekananda**  
Adjudged The Second Best Stall of VGGTS 2013

**Pavilion for Gujarat Tourism**  
Adjudged The Best Stall at STONA 2014 and MINING MAZMA 2013, held in Bangalore

Special Mention for **Ahmedabad Pavilion (AMC)** at Shanghai World Expo 2010, China

1st Prize with Gold Medal for **Gujarat Pavilion at IITF 2008**

More than 20 awards for **Gujarat Tourism Pavilions** at various exhibitions across the country

Award winning tableaus presented in Republic Day celebrations for **GSPC**

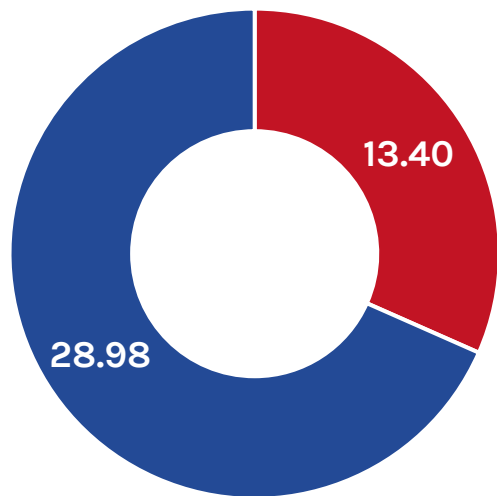




# Business Vertical Wise Revenue Breakups

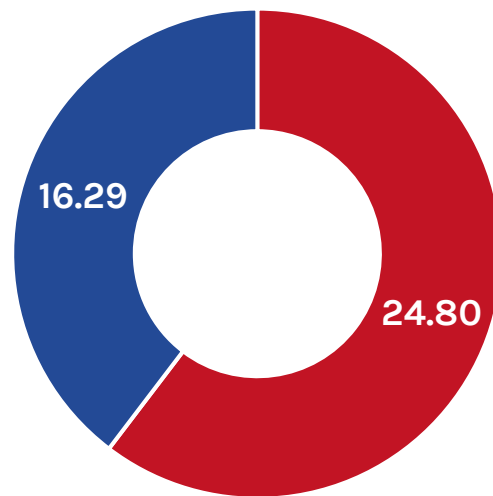
In ₹ Cr

FY21



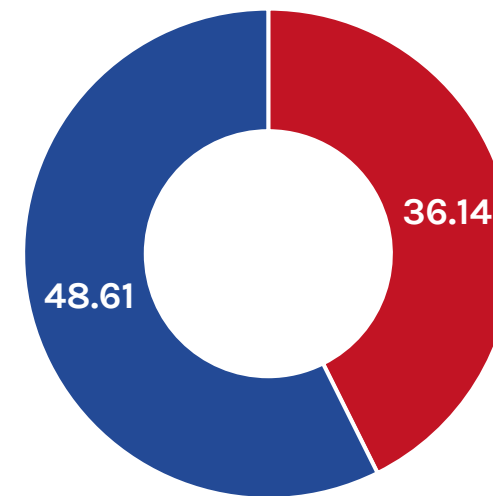
■ Tourism & Hospitality ■ Exhibitions & Events

FY22



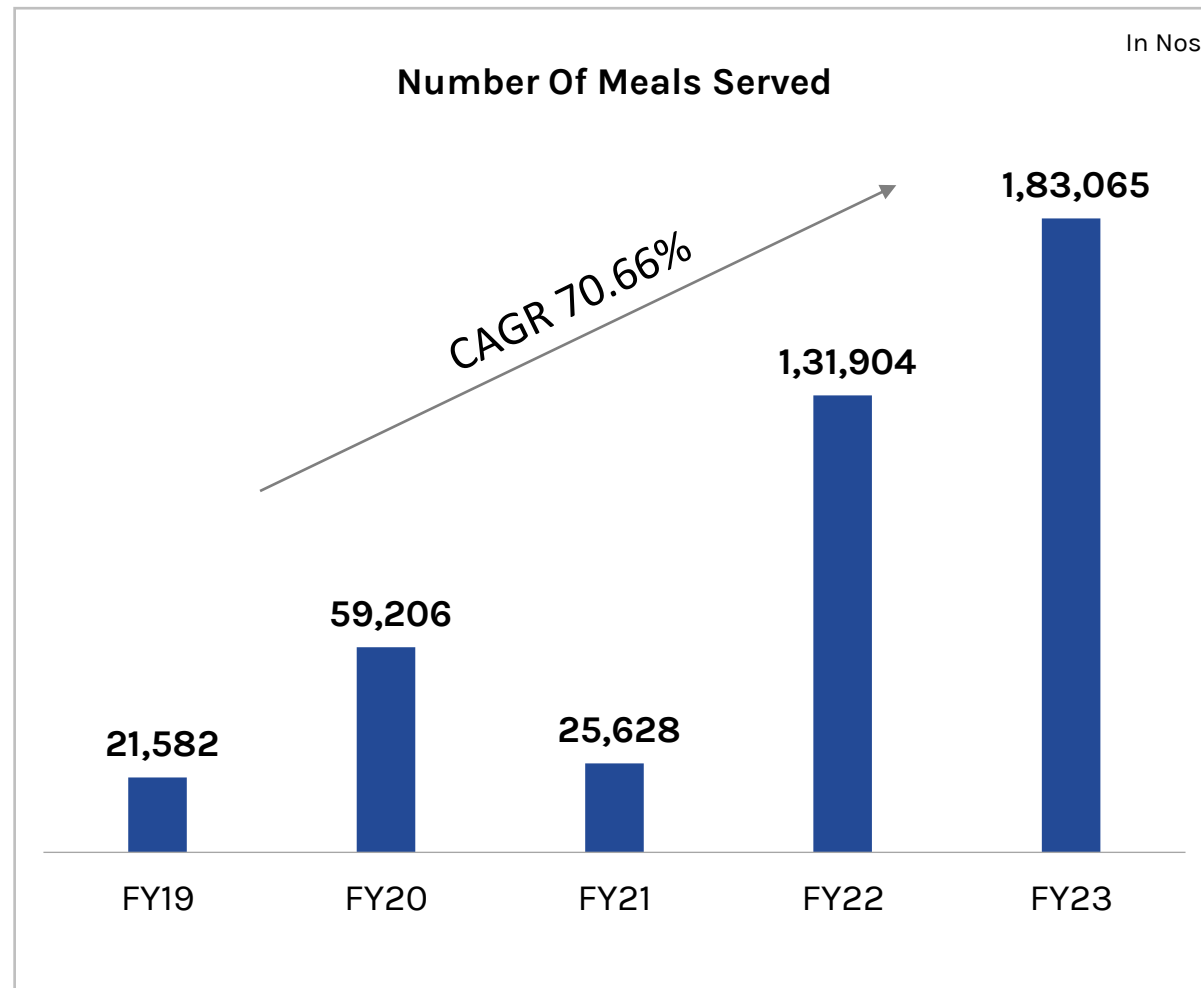
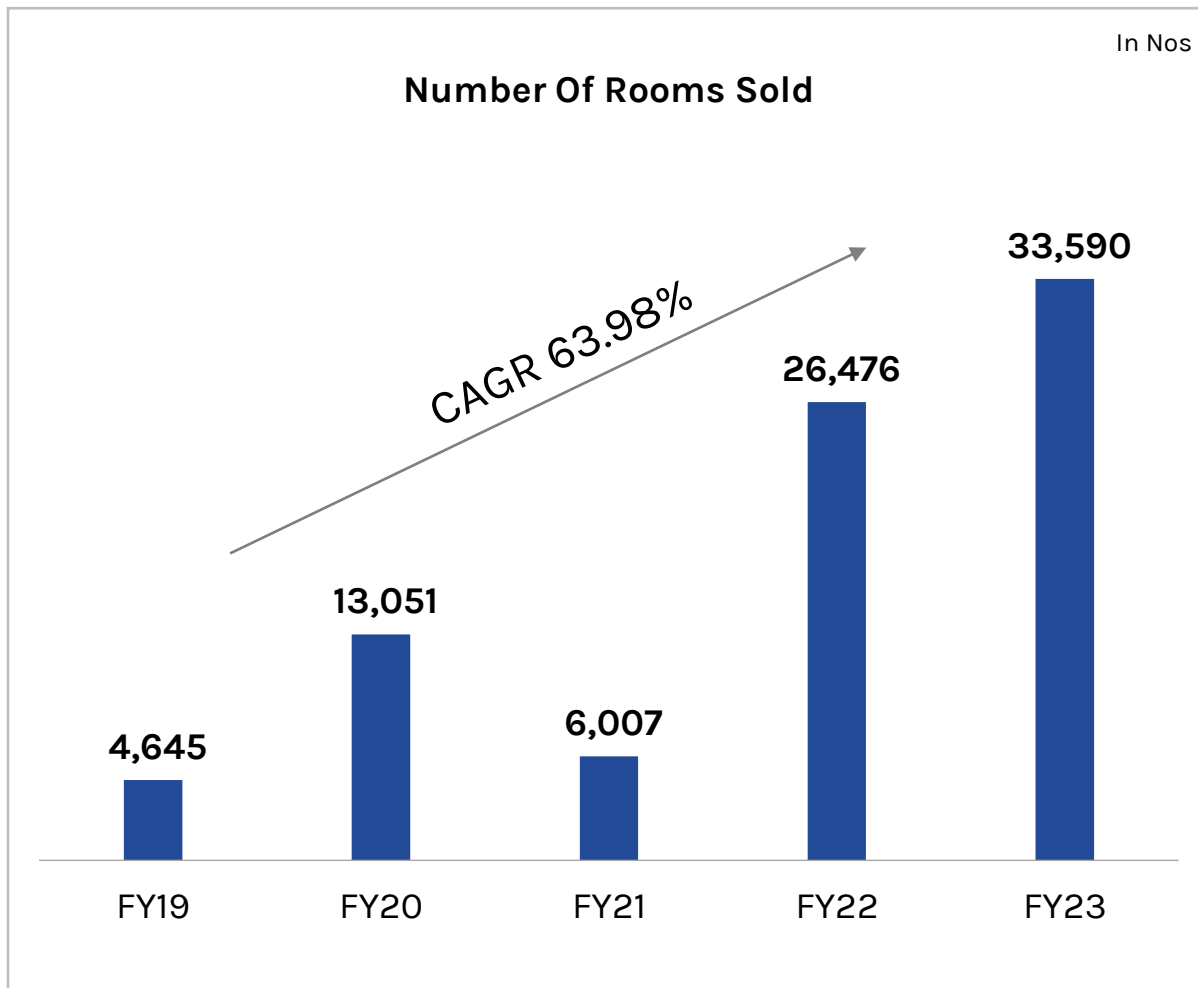
■ Tourism & Hospitality ■ Exhibitions & Events

FY23



■ Tourism & Hospitality ■ Exhibitions & Events

**Increasing Revenue from Tourism & Hospitality Segment is improving Profitability**



Continues growth in Hospitality Segment except in FY21 due to COVID-19





## Vision 2028

Rooms **2,500 +**  
Resort Locations **65 +**



### Number Of Rooms

Existing Rooms

**680+**

Anticipated Room Addition

**1500+**


### Upcoming Hospitality Projects

Under Construction Projects

**9**

Under Planning Projects

**5**



# Industry Overview

---



## FOCUSED SECTORS

- HOSPITALITY & TOURISM
- EVENTS & EXHIBITIONS

### INDUSTRY TRENDS

## HOSPITALITY & TOURISM

- **7.5%**  
Current GDP Contribution
- **US\$ 250 B**  
Projected contribution by 2030
- **137 million**  
projected employment Generation by 2030
- **US\$ 56 B**  
foreign exchange earnings (FEE) by 2030

### HOSPITALITY INDUSTRY IN INDIA (MARKET SIZE)

- CAGR 4.73%
- 2023 - USD 23.50 B
  - 2028 - USD 29.61 B

Source: Mordor Intelligence

### WORLD ECONOMIC FORUMS TRAVEL AND TOURISM COMPETITIVENESS INDEX

- 2013 - 65th Rank
- 2019 - 34th Rank

### DOMESTIC TOURIST ARRIVALS (DAs)

- 2021-22 - 610.22 million
- 2022-23 - 677.63 million

Source: Mordor Intelligence

### FOREIGN TOURIST ARRIVALS (FTA's)

- 2022 (Jan - Apr) - 1.17 million
- 2023 (Jan - Apr) - 3.13 million

Source: Ministry of Tourism

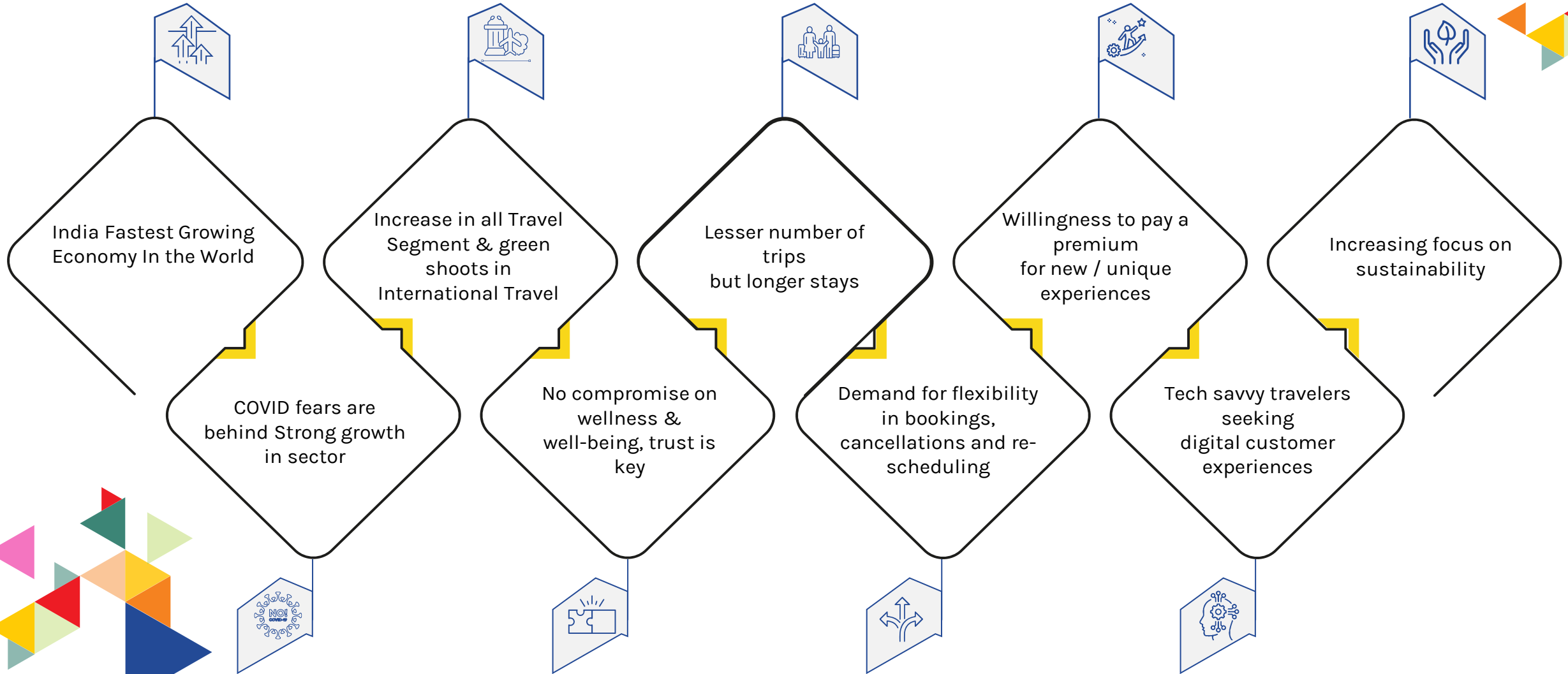
## EVENTS & EXHIBITION

### MARKET SIZE

- CAGR - 4.73%
- 2023 - USD 4.75 B
  - 2028 - USD 8.71 B

Source: Mordor Intelligence







# Industry Growth Drivers

**1** Industry occupancy has reached pre covid level of ~65% range

**2** Capacity addition grew at a CAGR of 10% over FY06- 16; outpacing demand

**3** Pandemic forced hoteliers to undertake sustainable measures to lower operating expenses

**4** With economic recovery and growth, the demand for hotel rooms went up from 25,000 rooms/day to 90,000 rooms/day

**5** Revenge tourism, improving corporate & cultural events, wedding season and hosting global events are boosting domestic travel


**6** G20, flourishing wedding season post pandemic, cricket world cup and other cultural events to drive hotel demand in 2023

**7** India's urban population is expected to reach 38% by 2036 which are the major drivers for travel industry

**8** Nearly 68% of travel and tourism booking was made online in FY22

**9** The share of luxury-upper upscale segment in the overall room supply has reduced from 56% in 2001 to 35.5% in December 2021

**10** India is expected to witness 13.3mn inbound tourists in 2024 (+22% over 2019 level)



# Financial Overview

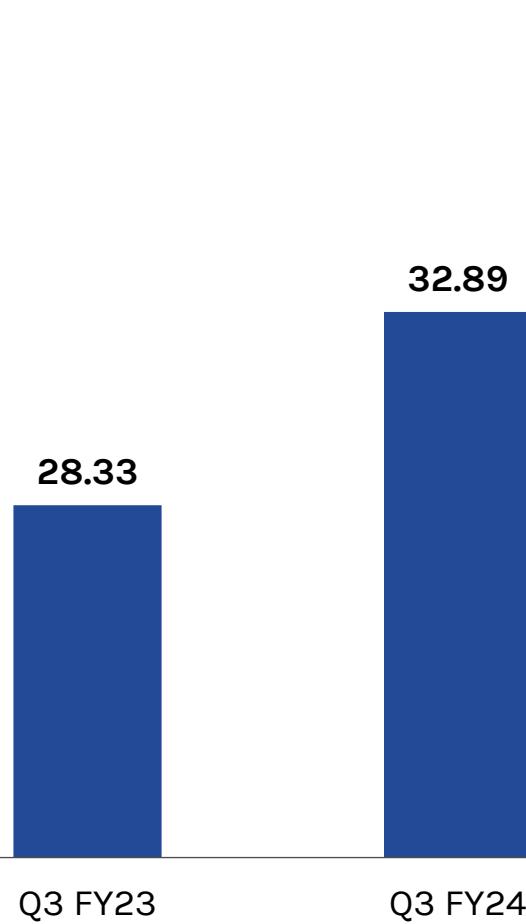
---




# Q3 FY24 Performance Highlights

All Figures In ₹ Cr

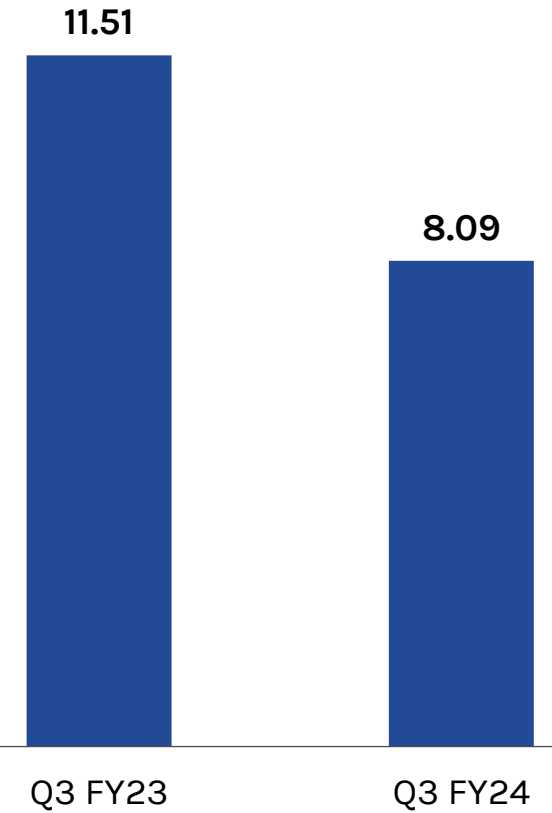
### Total Income



### EBITDA

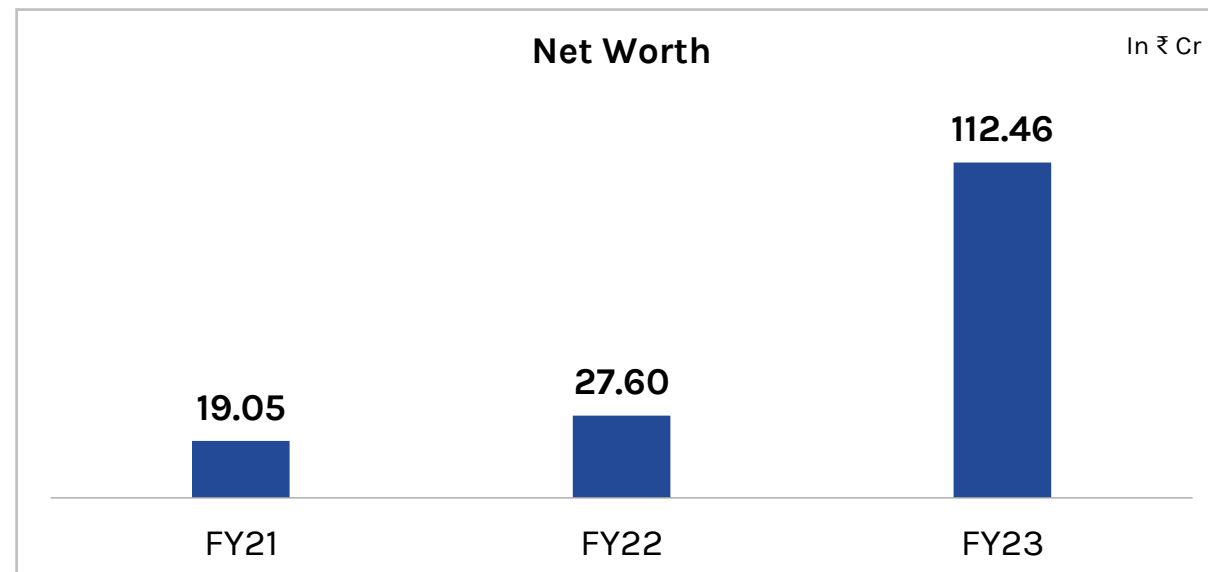
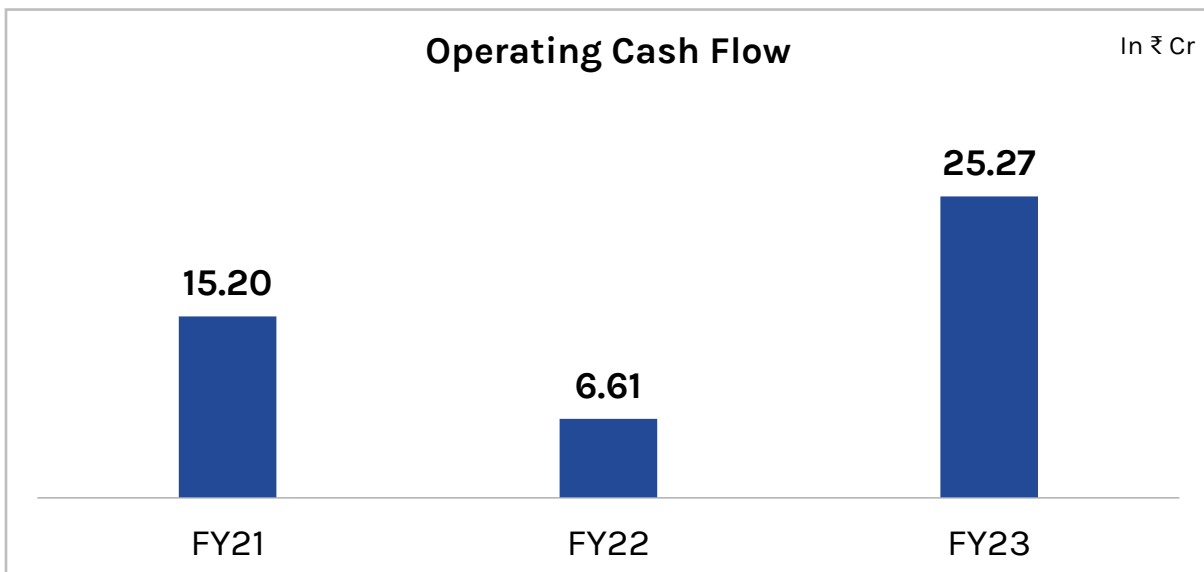
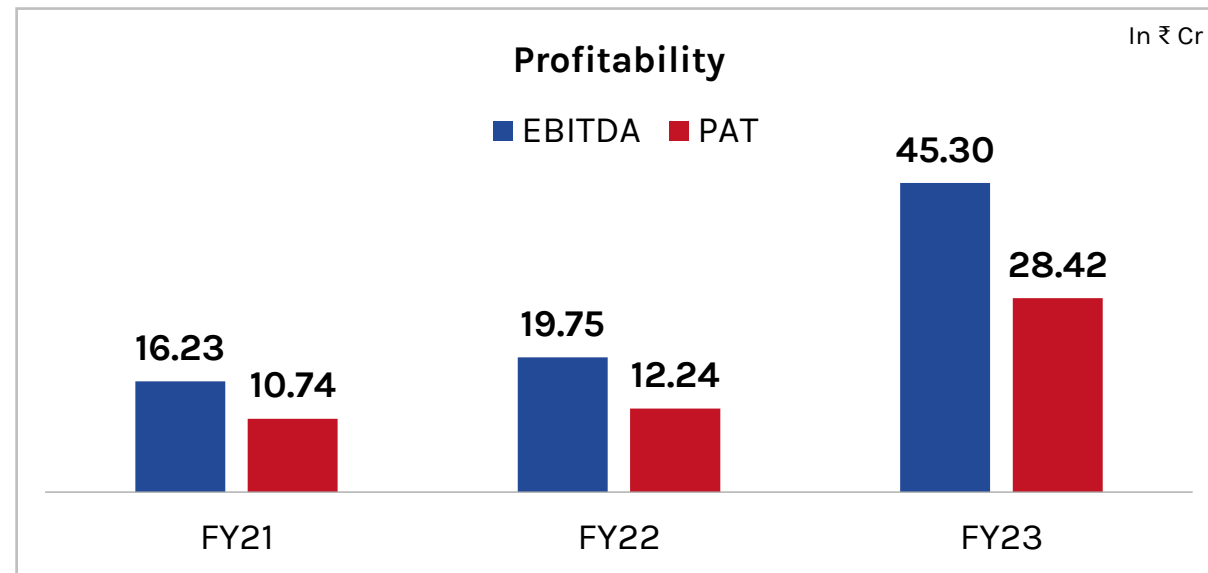
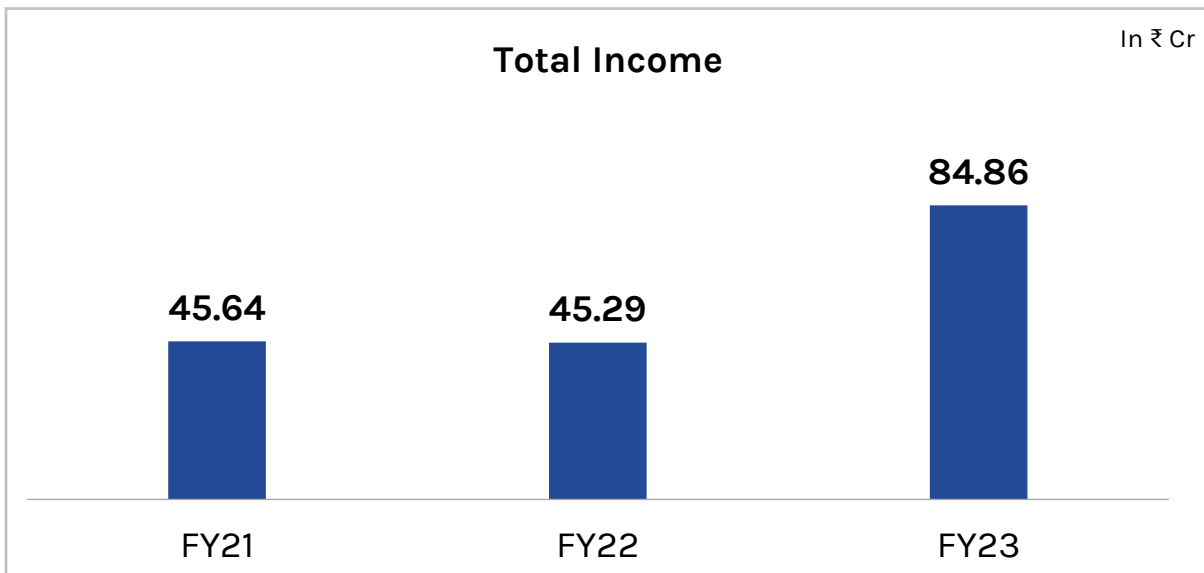


### Net Profit





# Consolidated Key Financial Highlights





# Q3 & 9M FY24 Performance

In ₹ Cr

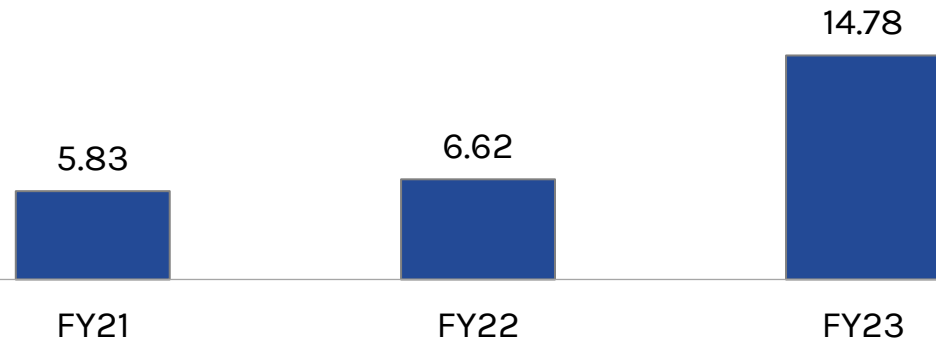
Particulars	Consolidated		Standalone		Consolidated		Standalone	
	Q3 FY24	Q3 FY23	Q3 FY24	Q3 FY23	9M FY24	9M FY23	9M FY24	9M FY23
Net Sales	33.07	28.38	32.89	28.33	59.07	65.70	58.89	65.66
Other Income	0.90	0.09	0.90	0.09	1.98	0.10	1.98	0.10
<b>Total Income</b>	<b>33.97</b>	<b>28.47</b>	<b>33.79</b>	<b>28.42</b>	<b>61.06</b>	<b>65.81</b>	<b>60.88</b>	<b>65.76</b>
Expenses								
Event & Site Expenses	12.63	8.32	12.48	8.32	23.44	23.67	23.29	23.67
Employee Benefit Expenses	5.30	2.10	5.30	2.10	9.95	4.90	9.95	4.90
Other Expenses	2.78	0.86	2.76	0.86	4.98	1.88	4.96	1.87
Total Expenditure	20.71	11.29	20.53	11.29	38.37	30.44	38.20	30.43
<b>EBIDTA</b>	<b>13.27</b>	<b>17.18</b>	<b>13.26</b>	<b>17.13</b>	<b>22.68</b>	<b>35.37</b>	<b>22.68</b>	<b>35.33</b>
<b>EBIDTA(%)</b>	<b>39.05%</b>	<b>60.33%</b>	<b>39.23%</b>	<b>60.28%</b>	<b>37.15%</b>	<b>53.75%</b>	<b>37.25%</b>	<b>53.72%</b>
Interest	0.58	0.21	0.58	0.21	0.73	0.45	0.73	0.45
Depreciation	3.84	1.52	3.84	1.52	9.34	3.83	9.34	3.83
PBT	8.85	15.45	8.84	15.40	12.61	31.09	12.61	31.04
TAX Expense (Including Deferred Tax)	0.75	3.89	0.75	3.89	1.25	7.84	1.25	7.84
<b>Reported Net Profit</b>	<b>8.10</b>	<b>11.56</b>	<b>8.09</b>	<b>11.51</b>	<b>11.36</b>	<b>23.25</b>	<b>11.36</b>	<b>23.21</b>
<b>NPM(%)</b>	<b>23.83%</b>	<b>40.59%</b>	<b>23.94%</b>	<b>40.51%</b>	<b>18.61%</b>	<b>35.33%</b>	<b>18.66%</b>	<b>35.29%</b>
EPS (₹)	3.55	6.01	3.55	5.99	5.02	12.80	5.02	12.56



# Consolidated Key Ratios

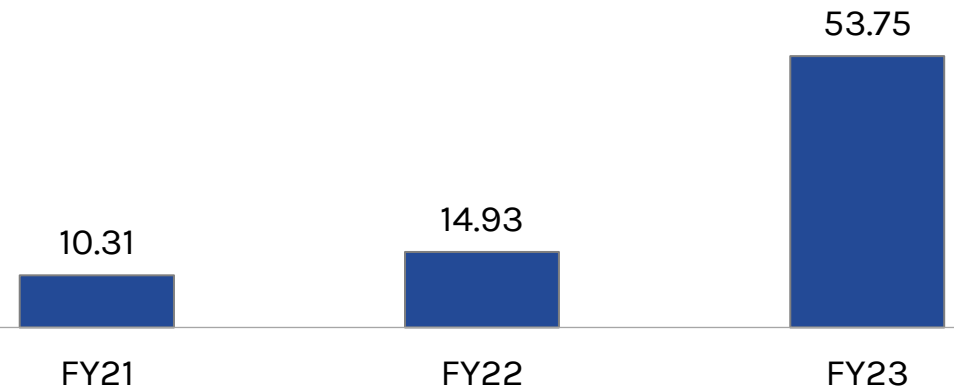
### Earning Per Share

In ₹



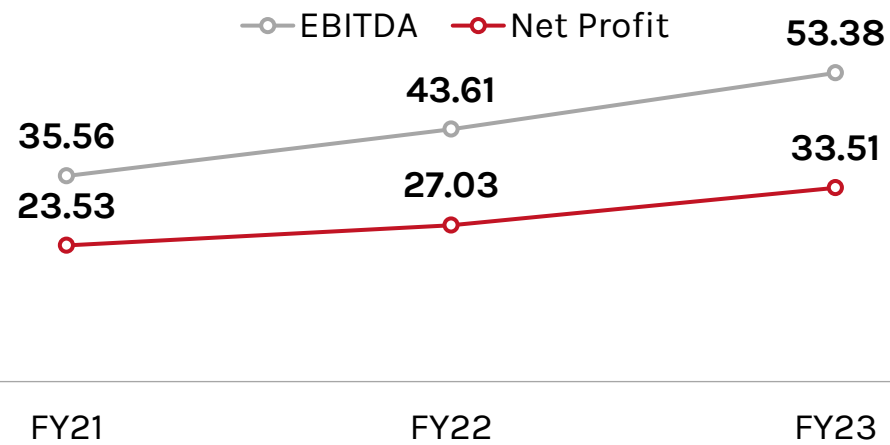
### Book Value

In ₹



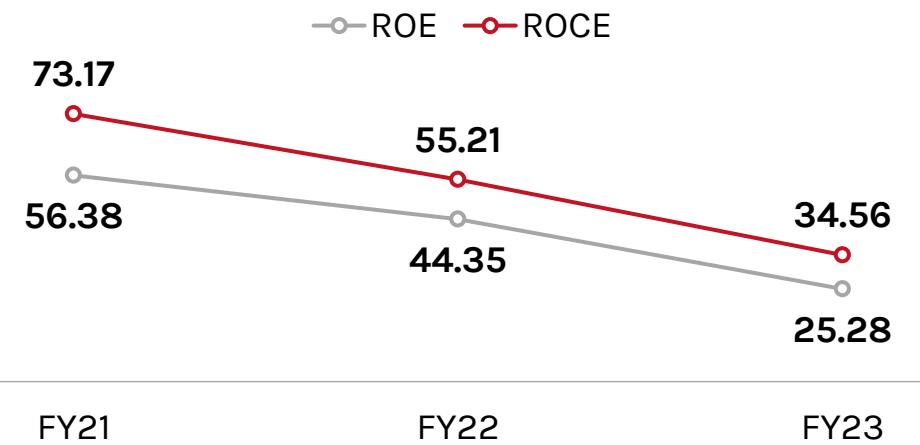
### Improving Margins

In %



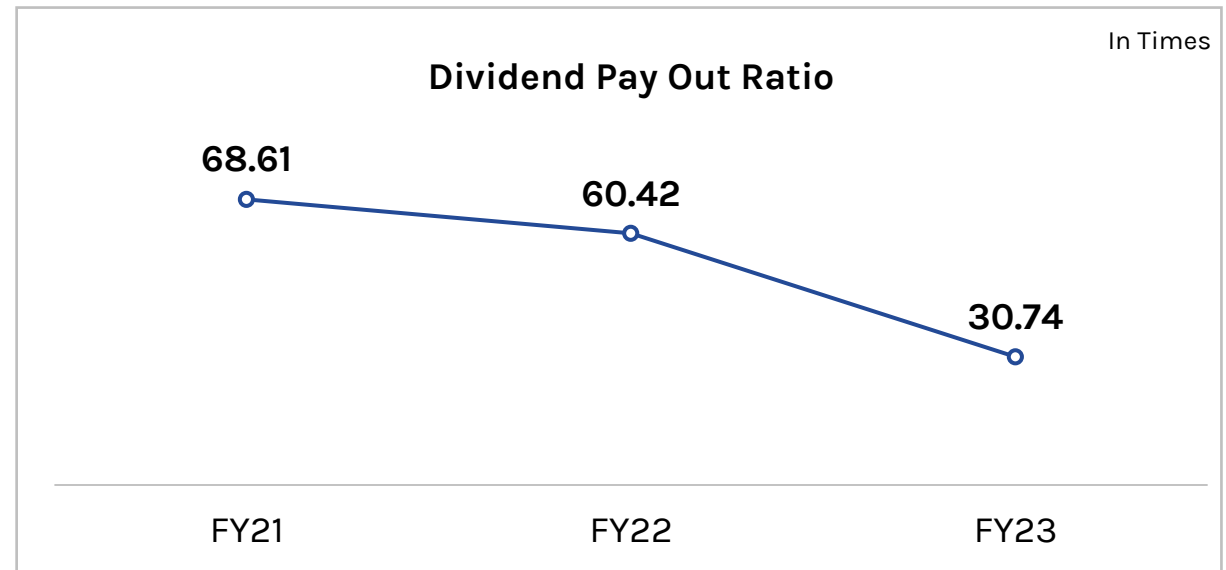
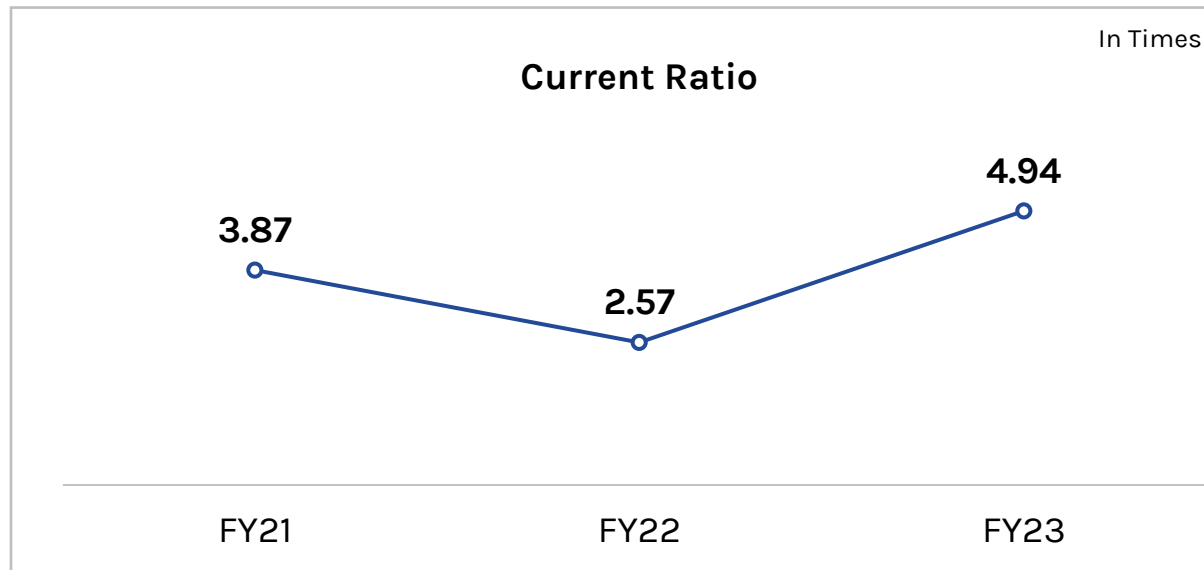
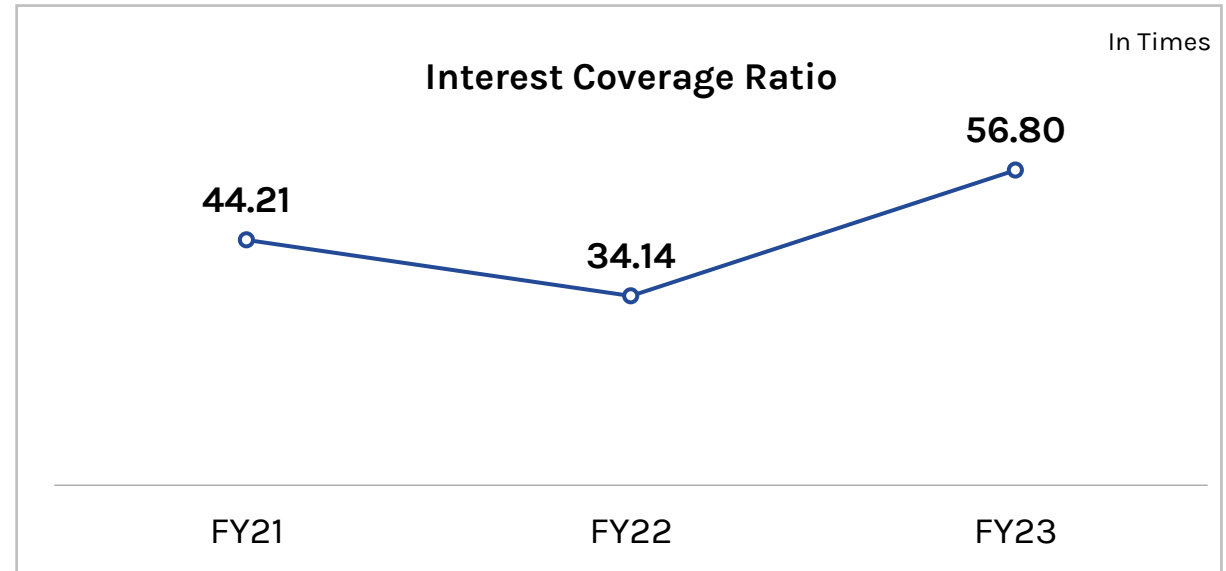
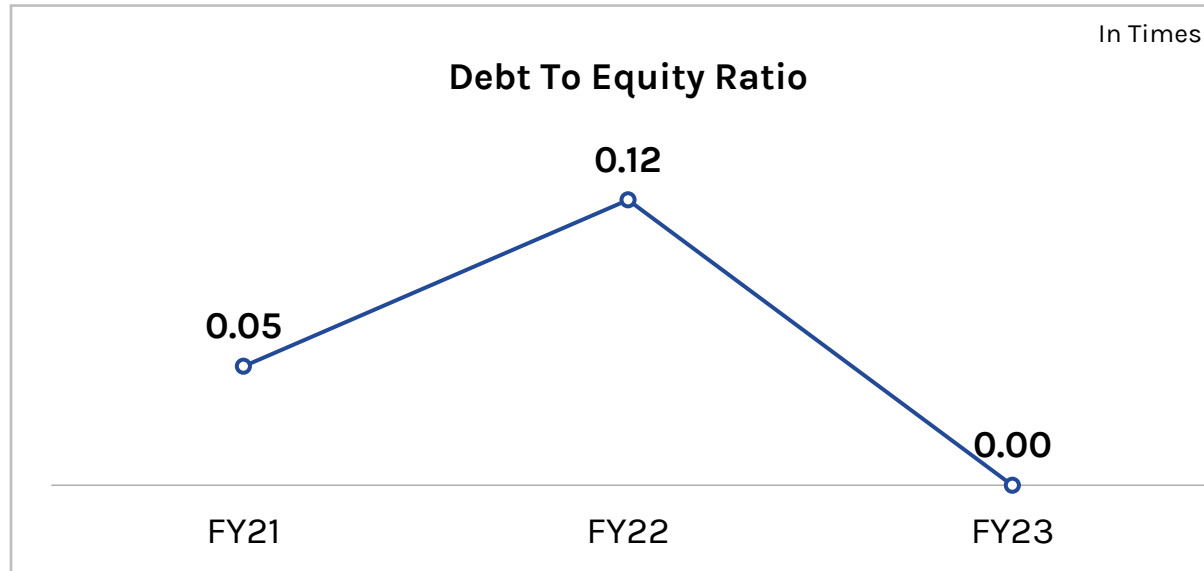
### Improving Return Ratios

In %





# Consolidated Key Ratios





# Consolidated Profit & Loss Statement

In ₹ Cr

Particulars	FY21	FY22	FY23
Revenues	45.31	45.25	84.48
Other Income	0.33	0.04	0.38
<b>Total Income</b>	<b>45.64</b>	<b>45.29</b>	<b>84.86</b>
Event & Site Expenses	22.56	17.75	28.98
Employee costs	3.78	4.77	6.64
Other expenses	3.07	3.02	3.94
Total Expenditure	29.41	25.54	39.56
<b>EBITDA</b>	<b>16.23</b>	<b>19.75</b>	<b>45.30</b>
Finance Costs	0.33	0.50	0.69
Depreciation	1.64	2.68	6.09
PBT	14.26	16.57	38.52
Tax	3.52	4.33	10.09
PAT	10.74	12.24	28.43
<b>Total Comprehensive Income</b>	<b>10.78</b>	<b>12.24</b>	<b>28.42</b>

# Consolidated Balance Sheet

In ₹ Cr

Equities & Liabilities	FY21	FY22	FY23
Equity	18.48	18.48	20.92
Reserves	0.57	9.12	91.54
Non Controlling Interests	0.00	0.00	
<b>Net Worth</b>	<b>19.05</b>	<b>27.60</b>	<b>112.46</b>
Non Current Liabilities			
Non Current Borrowings	0.16	0.31	0.05
Lease Liabilities	2.21	1.44	0.58
Long Term Provision	0.21	0.26	0.40
<b>Total Non Current Liabilities</b>	<b>2.58</b>	<b>2.01</b>	<b>1.03</b>
Current Liabilities			
Current Borrowings	0.73	3.01	0.37
Lease Liabilities	0.69	0.78	0.85
Trade Payables	2.77	2.85	6.45
Current Tax Liabilities (Net)	0.00	0.00	0.77
Short Term Provisions	0.83	0.79	0.97
Other Current Liabilities	0.33	0.84	2.71
<b>Total Current Liabilities</b>	<b>5.35</b>	<b>8.27</b>	<b>12.13</b>
<b>Total Liabilities</b>	<b>26.98</b>	<b>37.88</b>	<b>125.61</b>

Assets	FY21	FY22	FY23
Non Current Assets			
Fixed assets	5.40	10.34	42.14
Non Current Investments	0.09	0.09	0.10
Other Non Current Financial Assets	0.34	0.34	0.39
Deferred Tax Assets (Net)	0.46	0.44	0.13
Other Non Current Assets	0.00	5.43	23.03
<b>Total Non Current Assets</b>	<b>6.29</b>	<b>16.64</b>	<b>65.79</b>
Current Assets			
Inventories	4.29	4.43	11.74
Trade receivables	5.81	13.69	16.28
Cash & Bank Balance	9.19	0.44	22.62
Other Current Financial Assets	0.27	1.05	1.50
Current Tax Assets (Net)	0.09	0.08	0.06
Other Current Assets	1.04	1.55	7.62
<b>Total Current Assets</b>	<b>20.69</b>	<b>21.24</b>	<b>59.82</b>
<b>Total Assets</b>	<b>26.98</b>	<b>37.88</b>	<b>125.61</b>



# Standalone Profit & Loss Statement

In ₹ Cr

Particulars	FY21	FY22	FY23
Revenues	45.27	44.99	84.38
Other Income	0.43	0.04	0.38
<b>Total Income</b>	<b>45.70</b>	<b>45.03</b>	<b>84.76</b>
Event & Site Expenses	22.57	17.64	28.95
Employee costs	3.77	4.77	6.64
Other expenses	3.06	2.88	3.92
Total Expenditure	29.40	25.29	<b>39.51</b>
<b>EBITDA</b>	<b>16.30</b>	<b>19.74</b>	<b>45.24</b>
Finance Costs	0.33	0.50	0.69
Depreciation	1.64	2.68	6.09
PBT	14.32	16.56	<b>38.47</b>
Tax	3.52	4.34	10.09
<b>Reported Net Profit</b>	<b>10.80</b>	<b>12.23</b>	<b>28.38</b>

# Standalone Balance Sheet

In ₹ Cr

Equities & Liabilities	FY21	FY22	FY23
Equity	18.48	18.48	20.92
Reserves	0.67	9.20	91.57
<b>Net Worth</b>	<b>19.16</b>	<b>27.69</b>	<b>112.49</b>
Non Current Liabilities			
Long Term Borrowing	0.16	0.31	0.05
Deferred Tax Liabilities	-0.46	-0.44	-0.13
Other Long Terms Liabilities	2.22	1.44	0.58
Long-term Provision	0.21	0.26	0.40
<b>Total Non Current Liabilities</b>	<b>2.12</b>	<b>1.57</b>	<b>0.89</b>
Current Liabilities			
Short Term Borrowings	0.72	2.98	0.34
Trade Payables	2.77	2.86	6.45
Other Current Financial Liabilities	0.69	1.00	1.21
Other Current Liabilities	0.33	0.62	3.13
Short Term Provision	0.83	0.80	0.97
<b>Total Current Liabilities</b>	<b>5.34</b>	<b>8.25</b>	<b>12.10</b>
<b>Total Liabilities</b>	<b>26.62</b>	<b>37.51</b>	<b>125.48</b>

Assets	FY21	FY22	FY23
Non Current Assets			
Fixed Assets	5.40	10.60	41.47
Non-current Investments	0.21	0.21	0.22
Other Non Current Financial Assets	0.33	0.33	0.39
Other Non Current Assets	0.00	5.24	23.03
<b>Total Non Current Assets</b>	<b>5.94</b>	<b>16.38</b>	<b>65.11</b>
Current Assets			
Inventories	4.29	4.43	11.74
Trade Receivables	5.81	13.69	16.28
Cash & Bank Balance	9.16	0.37	22.49
Other Current Financial Assets	0.29	1.01	2.27
Current Tax Assets (Net)	0.09	0.08	0.06
Other Current Assets	1.04	1.55	7.54
<b>Total Current Assets</b>	<b>20.68</b>	<b>21.13</b>	<b>60.37</b>
<b>Total Assets</b>	<b>26.62</b>	<b>37.51</b>	<b>125.48</b>

**PRAVEG**

Accelerating ideas

214 Athena Avenue,  
Behind Jaguar Showroom,  
S. G Highway, Gota, Ahmedabad - 382 481.  
Email: [info@praveg.com](mailto:info@praveg.com)  
Phone: +91-79-27496737, 27494266  
Website: [www.praveg.com](http://www.praveg.com)



Kirin Advisors

713-B, Lodha Supremus II,  
Wagle Estate, Thane West - 400 604.  
Email: [info@kirinadvisors.com](mailto:info@kirinadvisors.com)  
Phone: 022 4100 2455  
Website: [www.kirinadvisors.com](http://www.kirinadvisors.com)

**THANK YOU**

