



CONFIDENCE PETROLEUM INDIA LTD.

REG OFF: 701, Shivai Plaza Premises Chs Ltd, Plot No. 79, Marol Industrial Estate,
Nr. Mahalaxmi Hotel, Andheri East, Mumbai, Maharashtra, 400059

Corp. Off: Confidence Tower, 34A, Central Bazar Road, Ramdaspath,
Nagpur- 440010
Ph. 8956276739

Email: cs@confidencegroup.co

website: www.confidencegroup.co

CIN: L40200MH1994PLC079766

Date: 19/02/2024

To,

National Stock Exchange of India Limited Listing Department, Exchange Plaza, Bandra Kurla Complex, Bandra (E) Mumbai-400051	The Bombay Stock Exchange, Department of Corporate Services 25 th Floor, P.J. Towers, Dalal Street, Mumbai- 400001
---	---

Subject: Investor Presentation

Ref : Regulation 30 of SEBI (Listing Obligations and Disclosure Requirements) Regulations, 2015

Dear Sir,

This is in pursuant to Regulation 30 of SEBI LODR (Listing Obligations and Disclosure Requirements) Regulations, 2015, as amended (the "**Listing Regulations**"), we hereby enclosing the Investor Presentation.

For Confidence Petroleum India Limited

Prity Bhabhra
Company Secretary and Compliance Officer



CONFIDENCE PETROLEUM INDIA LIMITED

Investor Presentation

Disclosures

This presentation is for information purposes only and does not constitute an offer, solicitation or advertisement with respect to the purchase or sale of any security of Confidence Petroleum India Limited (the “Company”) and no part of it shall form the basis of or be relied upon in connection with any contract or commitment whatsoever. This presentation is not a complete description of the Company. Certain statements in the presentation contain words or phrases that are forward looking statements. All forward-looking statements are subject to risks, uncertainties and assumptions that could cause actual results to differ materially from those contemplated by the relevant forward-looking statement. Any opinion, estimate or projection herein constitutes a judgment as of the date of this presentation, and there can be no assurance that future results or events will be consistent with any such opinion, estimate or projection. All information contained in this presentation has been prepared solely by the Company. No information contained herein has been independently verified by anyone else. No representation or warranty (express or implied) of any nature is made nor is any responsibility or liability of any kind accepted with respect to the truthfulness, completeness or accuracy of any information, projection, representation or warranty (expressed or implied) or omissions in this presentation. Neither the Company nor anyone else accepts any liability whatsoever for any loss, howsoever, arising from any use or reliance on this presentation or its contents or otherwise arising in connection therewith. The distribution of this document in certain jurisdictions may be restricted by law and persons into whose possession this presentation comes should inform themselves about, and observe, any such restrictions.



**OUR
PRESTIGIOUS
CUSTOMERS**

08

01

ABOUT US

**INVESTMENT
THESIS**

07

02

OUR TEAM

**OUR
FINANCIALS**

06

03

**OUR
STRENGTHS**

**WITHIN OUR
SUBSIDIARIES**

05

04

**OUR BUSINESS
SEGMENTS**

CONTENTS

ABOUT US

Confidence Petroleum India Ltd., established in 1993, is a fully integrated LPG & CNG Company listed on BSE & NSE. Guided by strong ethics and a vision for widespread access to clean fuel, we've swiftly risen to an industry leader. Our mission is to dominate the Indian energy market with top-quality, cost-effective services, driven by a dedicated team and robust infrastructure. Our ultimate goal: becoming the nation's largest integrated energy player.



Rated No.1 By MDRA



**LPG CYLINDER
MANUFACTURING SEGMENT**

LPG DIVISION

**CNG RETAILING
DIVISION**

**PACKED CYLINDER
DIVISION**

**AUTO LPG
DISPENSING STATIONS**

BULK LPG IMPORT

LPG BOTTLING

**WITHIN
OUR SUBSIDIARIES**

**3 High Pressure
Cylinder Manufacturing
Unit**



**OUR
HIGHLY
EXPERIENCED
TEAM**



NITIN KHARA
Chairman &
Managing Director



ELESH KHARA
Director - Cylinder
Manufacturing



YATIN KHARA
President - High Pressure
Cylinder Manufacturing



JITENDRA JAIN
President - Accounts & Finance



SATISH CHANDAK
President - Auto LPG



ANAND CHANDAK
President - Packed Cylinder
Marketing



OUR STRENGTHS



Best Quality
Product at
Best Price



Self Owned
Infrastructure



Present Across
25 Indian States



Happy & Satisfied
Customers



Our **Brand Ambassador's** connect with the common man of India resonates with the Company's goal of reaching India's large customer base with its high-quality products





OUR BUSINESS SEGMENTS

Our Seamlessly Integrated LPG Roadmap



Happy & Satisfied Users



2000+
LPG Dealers



15
Manufacturing Plants



68+ LPG
Bottling Plants



620+
Road Vehicles



250+
Auto LPG Stations



BULK LPG
IMPORT



BULK LPG

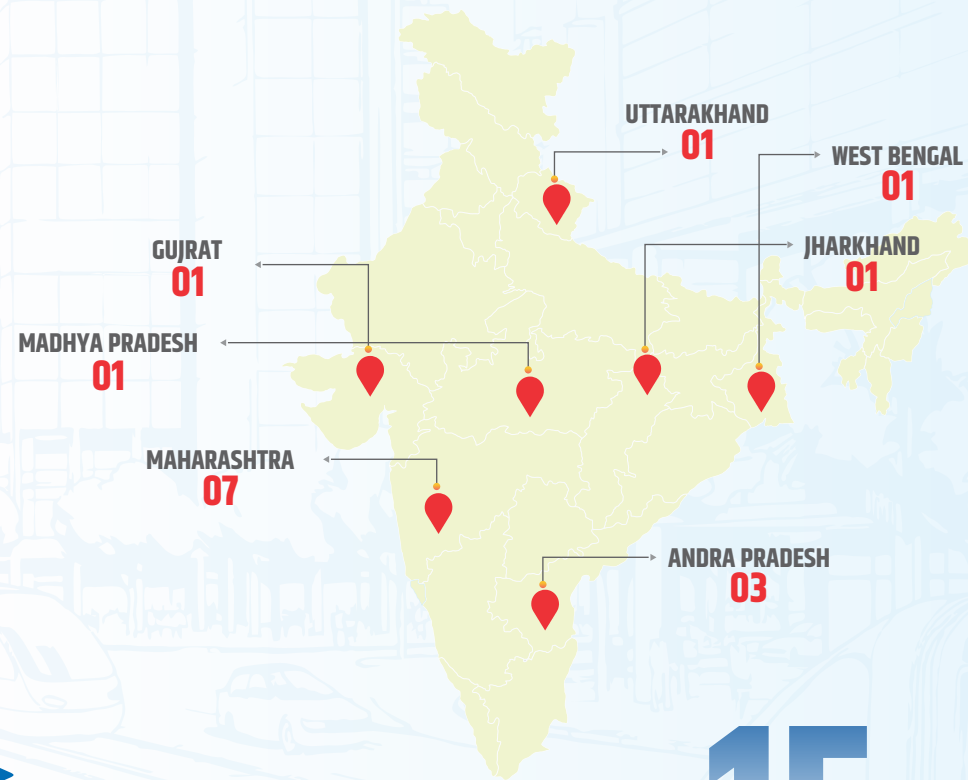


CYLINDER MANUFACTURING PLANTS



LPG Cylinder Manufacturing Plants

Our flagship division is LPG Cylinder Manufacturing Plants, which served as our foundation for expanding into various segments of the LPG supply sector. Presently, we manage a total of 15 cylinder manufacturing units nationwide, including 13 owned and 2 leased facilities. Moreover, we play a pivotal role as a prominent supplier to esteemed navratna oil companies like IOCL, HPCL, and BPCL, catering to their cylinder requirements.



15
CYLINDER MANUFACTURING PLANTS

LPG DIVISION





PACKED CYLINDER DIVISION

Bring Joy to your Cooking Only with GoGas



Demand For Commercial LPG

Commercial LPG market
India

Private
Players,
5%



Industry Size:
450,000 MT
Per Month

PSU OMC's 95%

DECODING RISE IN COMMERCIAL LPG CONSUMPTION

Policy Support & Preferred Choice Fuel
by Growing Industrial Segment



Direct Benefit
Transfer of LPG subsidy



Growth in HORECA industry



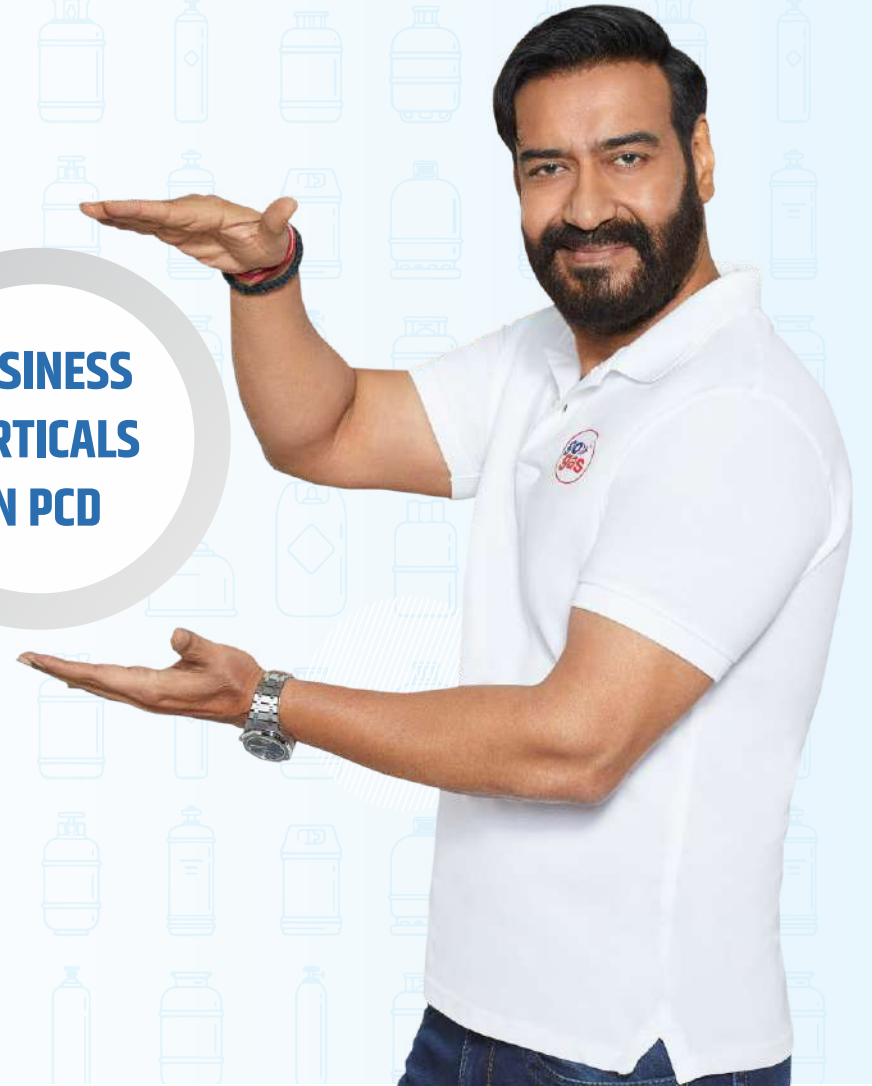
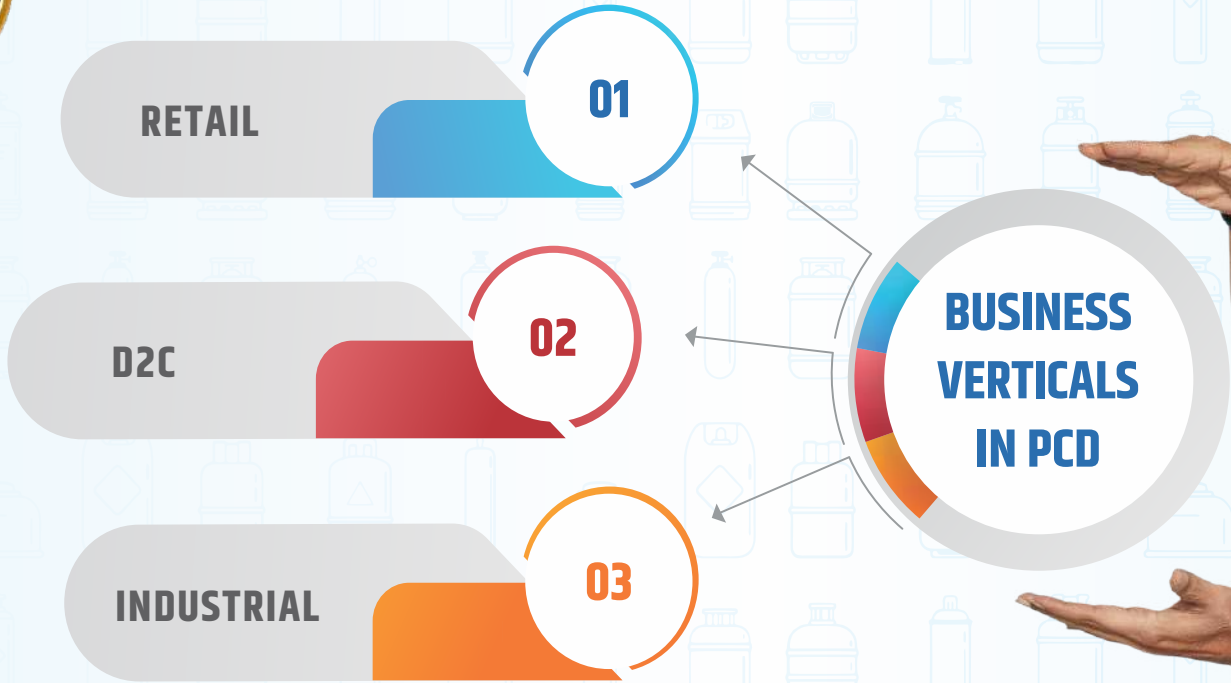
New Age Business
Models, e.g., Cloud Kitchen

Packed Cylinder Division

Our Packed Cylinder Division caters to distinct LPG consumption needs in four segments.

1. We focus on LPG retail, supplying our extensive dealer network of 2000+.
2. The D2C segment serves HoReCa (Hotels, Restaurants, Cafes) directly, with a special Direct model for this growing sector. Our target is a monthly sales volume of 25,000 MT by March 2025.
3. We supply bulk LPG for industrial processes.
4. Our services extend to households, meeting domestic LPG needs.

For precision, we introduced the 425 kg Shaktiman cylinders for industrial use. Additionally, the Chota Buntty cylinders (2kg and 4kg) empower street hawkers and small food stalls by offering affordable LPG solutions. These cylinders also act as supplements in households, addressing last-minute LPG shortfalls.



Composite Cylinder : Game Changer

- **Light weight:** Corresponding weight of composite will be 50% lighter than normal cylinder

- **Trendy looks:** Composite cylinder has been given a trendy looks with attractive colour combination of red and green

- **Blast Proof:** Heavy duty polyethylene treated with resin & chemicals in the composite layer of cylinder assures 100% explosion proof



- **Go Gas Elite** is the composite cylinder launch with technological partner in India

- **Translucent design:** Visibility enables one to check the level of liquid gas

FUTURE GROWTH ENABLERS

PRIVATIZATION OF A MAJOR PSU OMC

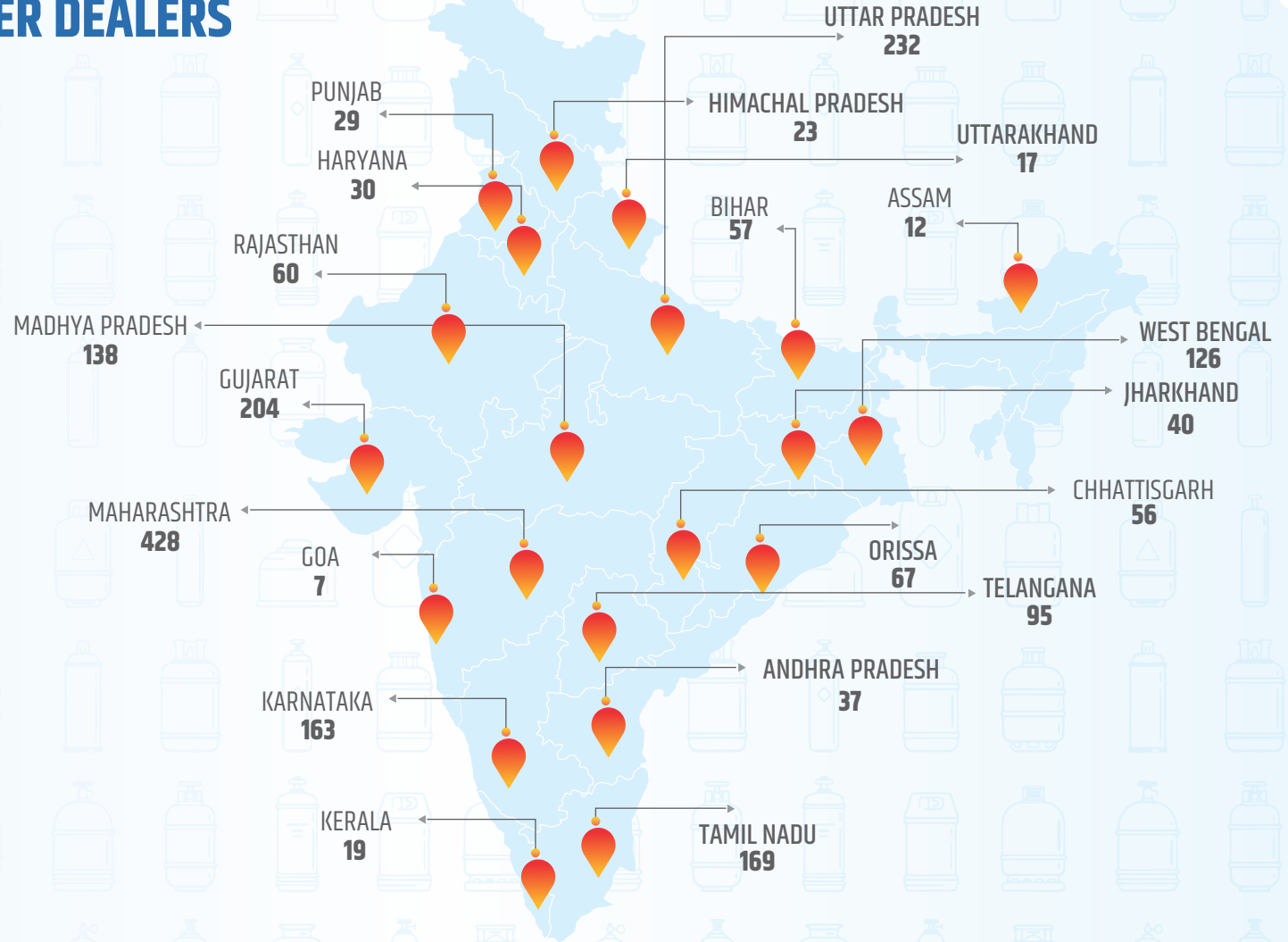
- The privatization of a major PSU will result in either elimination of subsidies in the domestic segment OR benefits to private players for these subsidies.
- The move will provide a level playing field in subsidized domestic segment

PUSH TO INDUSTRIES TO SWITCH TO CLEAN FUEL

- The Pollution boards are levying stricter norms for industries to switch to clean fuel
- This has resulted in a industries switching to LPG, due to its easier availability.



GOGAS PACKED CYLINDER DEALERS



2000+
GOGAS DEALERS



AUTO LPG DISPENSING STATIONS

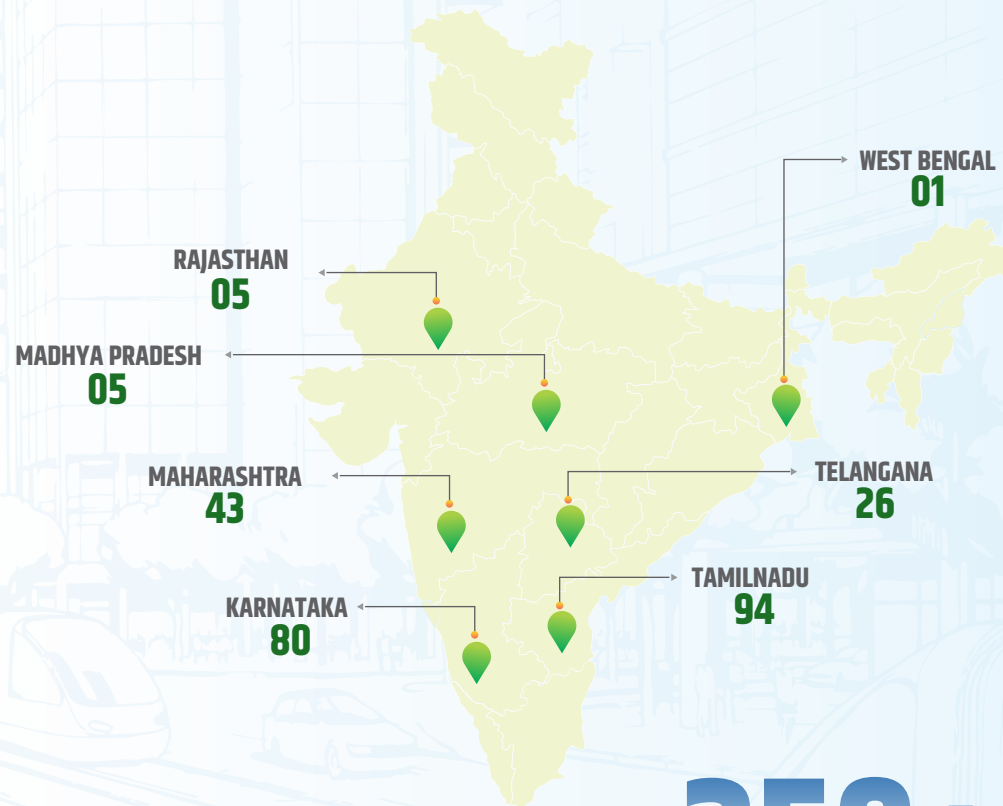




Auto LPG Dispensing Stations

In India, owning a pump has long symbolized prestige. Presently, we own 248 operational Auto LPG Dispensing stations nationwide. Auto LPG, a clean and environmentally friendly fuel, is readily accessible in India. Its cost-effectiveness in comparison to carbon-emitting fuels has spared us significant expenses.

Our goal is to reach 500 stations by 2025, positioning LPG as the most economical and sustainable alternative to harmful and expensive vehicle fuels.



250+
AUTO LPG DISPENSING STATIONS

ECONOMICS OF SUSTAINABLE MOBILITY

DETAILS	INR
Cost of setting up Auto LPG station in Tier - 2 city (Rs) (4 lines)	80 lakhs to 1 crore
Throughput of a new station per day (Litres)	1,800 - 2,000
EBITDA Margin per Litre (Rs)	~9
Total EBITDA Per Day (Rs)	~ 17,000
Total EBITDA Per Annum (Rs)	~ 61,00,000
Return on Investment	67.8%
Pay back period for an average station (months)	<18

AUTO LPG - COMPETITIVE EDGE



No Middle-Men and Efficient Supply Chain



65 LPG Bottling Plants and 248+ Auto LPG Stations to Support the Growth



Hub and Spoke Model For Distribution



Focused Approach Towards Auto LPG



Direct Company Owned Operations Resulting in Higher Profitability



Uninterrupted Dispensing Operation



Quicker Decision Resulting to Faster Growth



PROFITABILITY

ABILITY TO CAPTURE LARGER MARKET SHARE

UNINTERRUPTED & TIMELY SERVICE

COMPETITIVE PRICE TO CUSTOMERS

HIGH GROWTH

CUSTOMER CENTRIC

GO TO MARKET



SITE SELECTION

1. A team of 3 conducts a location analysis, traffic flow of target customers & its proximity to other LPG stations.
2. Discusses lease terms with the owner
3. Marketing manager visits & either a go OR no-go decision.



PROJECT TEAM

1. Complete the project feasibility
2. Final negotiation on the rates with the owner
3. Apply and get the approvals
4. Ensure the commissioning of the project.



OPERATION SET-UP

1. Recruit team members to run the operations.
2. Logistics planning, through LPG tankers for according to the refuelling schedule.
3. Cash collection and deposit policies

← 6 Months →



BULK LPG

We are One of India's Leading Bulk LPG Marketer



We initiated overseas LPG imports in May 2022. Presently, we import over 40000+ MT per month, with plans for expansion due to substantial demand in industrial, retail and commercial sectors in India. This division reinforces bulk LPG usage in industries, guaranteeing an optimal blend of LPG at competitive rates.

Importers Of Propane, Butane & LPG :

- Sourcing from the Middle East, Persian Gulf, and various other trusted sources.

Ensuring Quality Standards :

- Commitment to delivering products in accordance with quality standards.

Compliance and Goodwill :

- Strict adherence to laws related to product handling and transportation.

Prompt Delivery with Exact Specifications :

- Excellent supplier relationships enable prompt delivery.
- Ensuring products meet exact specifications.





BOTTLING PLANTS



LPG Bottling

Commencing its LPG bottling business with dual objectives, CPIL pursued both internal consumption and, more crucially, the widespread accessibility of affordable LPG across the nation. As a result, this division not only caters to our internal needs but also aids other significant players in the oil industry by providing LPG bottling services.

Presently, CPIL owns and operates 65 strategically located LPG bottling plants, facilitating the availability of cost-effective LPG to the general public. This approach not only trims transportation costs for organizations but also contributes to delivering competitive LPG prices to the Indian market.

Bottling Plants – PSU costings

01

PM Modi laid the foundation stone for the LPG bottling plant at Isarwar village, Sewapuri to be built by HPCL. This plant will not only benefit the beneficiaries but also fulfill the demands for gas cylinders in Eastern Uttar Pradesh and Western Bihar. HPCL constructed a bottling plant at Industrial Development Centre, Matia, District Goalpara at a total project cost of Rs. 70 crores with a capacity of 30,000 MTs per annum.

02

IOCL will commission its greenfield plant in Meghalaya. The plant is being built with an estimated project of Rs 75 crores. The plant will have a daily capacity of 7,000 gas cylinders

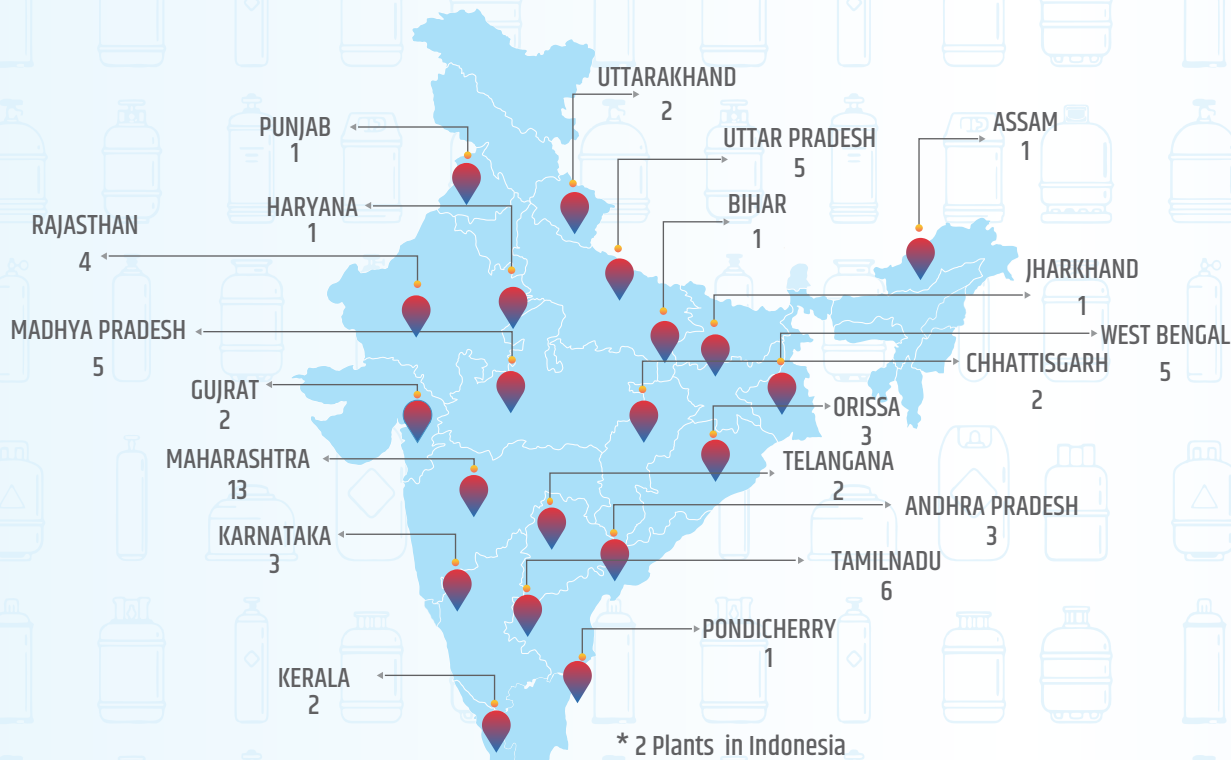
03

IOCL inaugurated its greenfield LPG Bottling plant at Agartala, set up at an investment of Rs. 169.11 crore. The project was completed in February 2020.





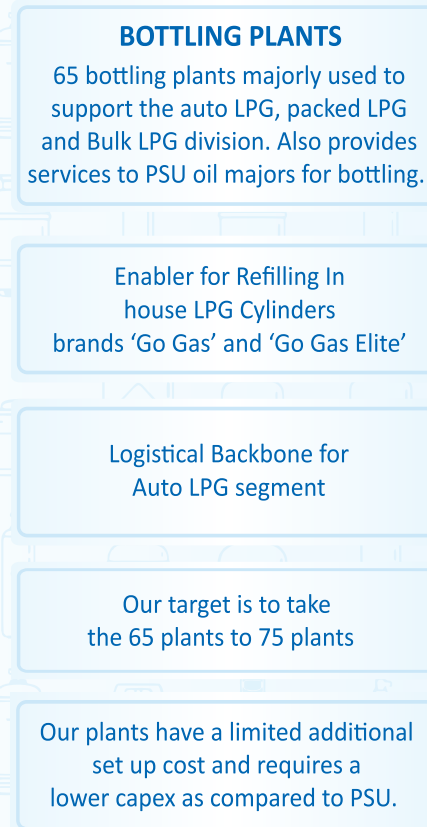
OUR STRATEGICALLY LOCATED BOTTLING PLANTS



68+

BOTTLING PLANTS

LPG Bottling Segment : Snapshot

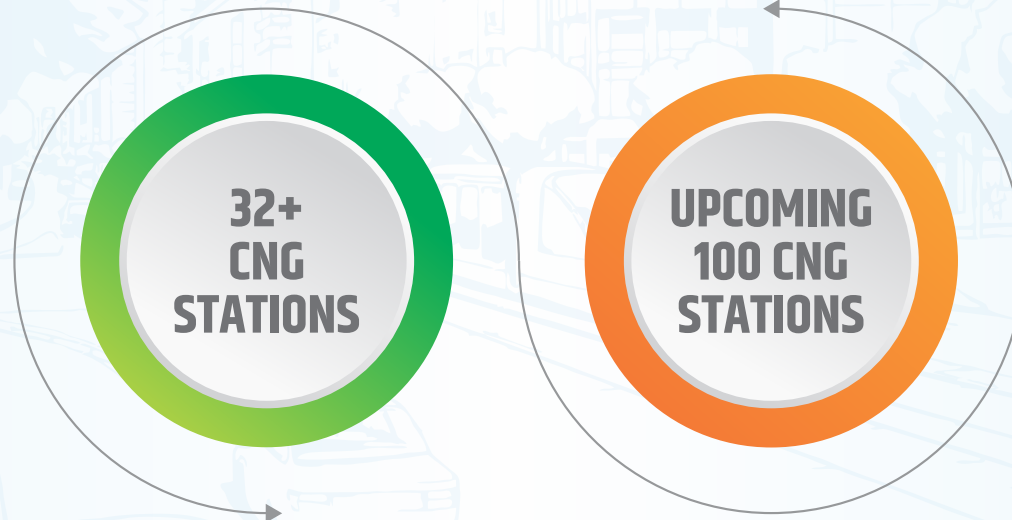


CNG RETAILING



CNG Retailing

In CNG retailing, we've partnered with GAIL Gas India to establish 100 CNG stations. Currently, we've finished 32 stations and aim to complete 65 more by the coming year. Discussions are ongoing with other CGD players to set up CNG stations in other cities as well. This initiative leverages India's CNG pipeline infrastructure, promoting both extensive and cost-effective energy consumption.



Equipped with an in-house project team and coordinators, our company possesses a fleet of 620+ road vehicles and tankers dedicated to LPG transportation. This robust logistical framework ensures seamless operations, contributes to cost-effective LPG distribution, and facilitates punctual deliveries to both dealers and end-users.



WITHIN OUR SUBSIDIARIES

Within our subsidiaries, we operate 3 high-pressure cylinder manufacturing units which are witnessing a strong demand. Our distinctive state-of-the-art facilities stand unparalleled in both size and capabilities. These cutting-edge facilities are meticulously designed for the production of top-tier seamless cylinders, meticulously crafted for industrial applications.

HIGH PRESSURE CYLINDER MANUFACTURING PLANTS

**Maruti Koatsu
Cylinders Limited**



Equity Owned : 50 %
Total Capacity : 1,20,000 p.a.

Sarju Impex Limited



Equity Owned : 75 %
Total Capacity : 1,80,000 p.a.

**Confidence Enterprises
Private Limited**



3

**HIGH PRESSURE CYLINDER
MANUFACTURING PLANTS**

WITHIN OUR SUBSIDIARIES

Upcoming With Type 4 High Pressure Cylinder Manufacturing Unit In 5 Star MIDC, Butibori Nagpur

Key Features of Type 4 Cylinders:

- Type 4 cylinders are made primarily from carbon composite with polymer liner.
- Type 4 cylinders are lighter by 70% as compared to metal cylinders (Type-1).
- Type 4 cylinders transport 3 Times more gas as compared to metal cylinders (Type-1).
- Type-4 cylinders are completely corrosion resistant (Inert Liner) as compared to metal cylinders (Type-1).
- Shatter (proof/ Fireproof).
- Highly safe/Low Opex/Future ready.
- 200 bar/250bar/350bar/multiple applications.

Silversky Exim Pvt. Ltd.



Equity Owned : 50 %



OUR FINANCIALS



Consolidated Quarterly Income Statement Highlights



Particulars	Q3FY24(INR Crores)	Q2FY24 (INR Crores)	Q3FY23 (INR Crores)	Q2FY23 (INR Crores)
Revenue from Operations	554.29	638.52	719.99	460.67
EBITDA	92.37	93.36	62.42	57.42
% margin	16.66%	14.62%	8.67%	12.46%
PAT	27.44	30.70	27.62	24.51
% margin	4.95%	4.81%	3.84%	5.32%
Basic EPS	0.95	1.13	0.95	0.86
Diluted EPS	0.89	1.06	0.95	0.86

Consolidated Annual Income Statement Highlights



Particulars	FY23 (INR Crores)	FY22 (INR Crores)	FY21 (INR Crores)
Revenue from Operations	2,213.4	1,434.09	865.93
EBITDA	227.18	192.42	123.84
% margin	10.26%	13.4%	14.3%
PAT	88.1	87.6	47.4
% margin	4.0%	6.1%	5.5%
Basic EPS	3.27	3.16	1.74

Consolidated Annual Balance Sheet Highlights



Particulars (INR Crores)	FY23 (INR Crores)	FY22 (INR Crores)	FY21 (INR Crores)	FY20 (INR Crores)
Equity Share Capital	28.4	28.4	28.4	27.4
Reserves and Surplus	785.0	666.0	504.8	419.2
Minority Interest	79.7	78.3	21.0	21.3
Shareholders Equity	893.1	772.7	554.2	469.0
Borrowings	0.0	86.6	82.5	70.6
Other Liabilities	749.0	191.1	152.1	165.4
Total Liabilities and Equity	1,642.1	1,050.4	788.8	705.0
Net Fixed Assets	611.1	553.8	455.9	377.6
Other Non -Current Assets and advances	240.4	204.1	114.6	100.4
Current Assets	790.7	292.6	218.4	226.9
Total Assets	1,642.1	1,050.4	788.8	705.0

The background of the slide is a solid blue color. In the center-left, there is a 3D rendering of several stacks of blue coins of varying heights. A large, light blue arrow points upwards and to the right, starting from the base of the coins. In the background, there are faint, semi-transparent images of a bar chart and a line graph. The line graph shows an overall upward trend with some minor fluctuations. The bar chart has several vertical bars of different heights. The overall aesthetic is clean and professional, with a focus on financial growth and investment.

INVESTMENT THESIS

INVESTMENT THESIS



High Growth Business



Low Cost, Fully integrated business model



Pan India presence in 25 states



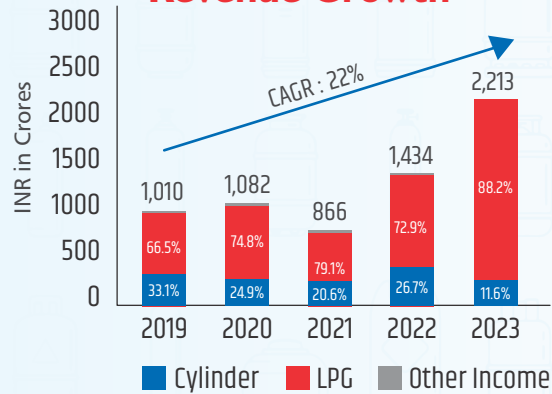
Strong tail winds given government's focus on the sector

High Growth Business

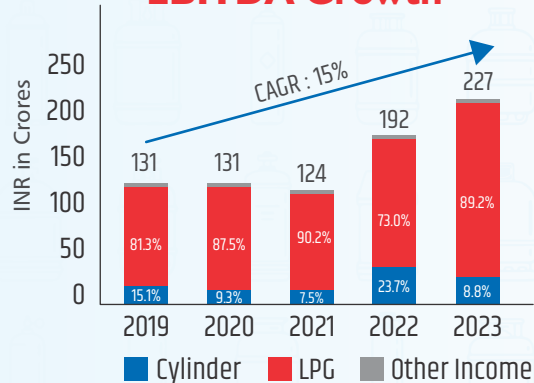


Positive momentum with revenue growing at **22% CAGR** and EBITDA at **15% CAGR**

Revenue Growth



EBITDA Growth



Growth Plans for FY25

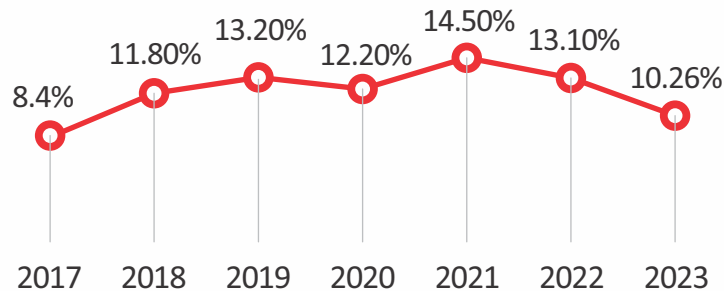
	FY23	NEXT 3 YEARS	GROWTH %
No. of Bottling Plants	68	100	47%
No. of Auto LPG dispensing stations	250	500	100%
No. of CNG stations	32	200	525%
Packaged LPG Sales in volume (approx.)	14,000MT	25,000MT	79%

Low Cost Fully Integrated Business Model

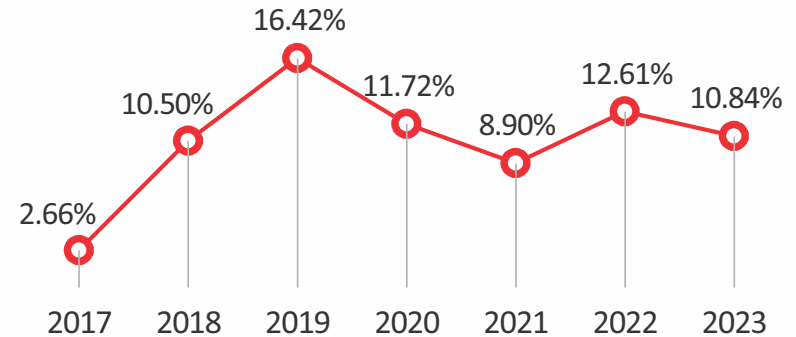


Cost efficiencies leading to improved **EBITDA margins** and **Return on Equity** from **FY2017 onwards**

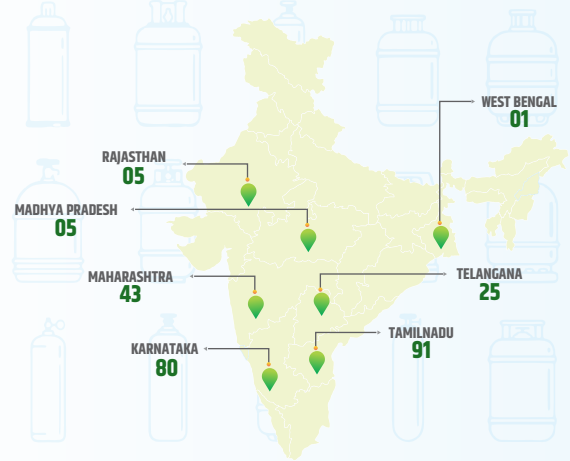
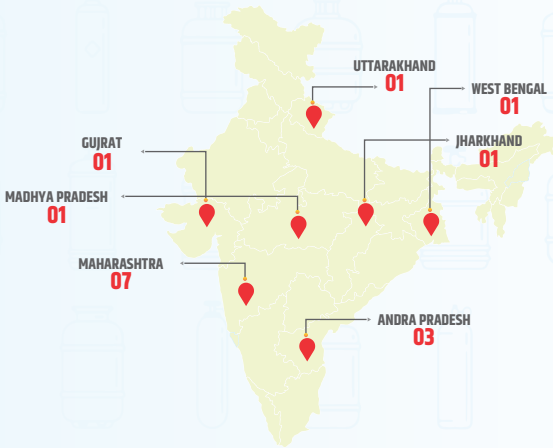
EBITDA MARGIN



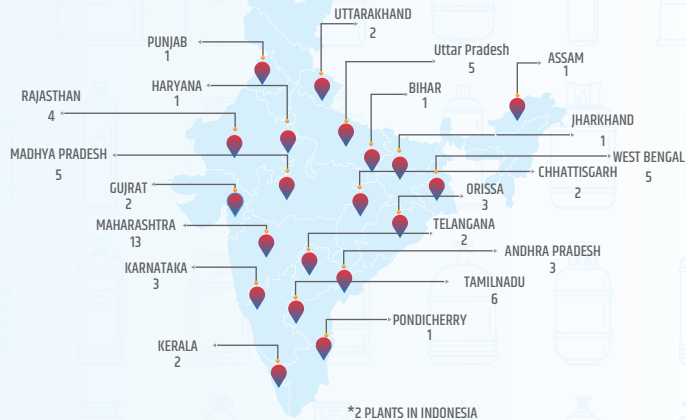
RETURN ON EQUITY



Pan India Presence in 25 States



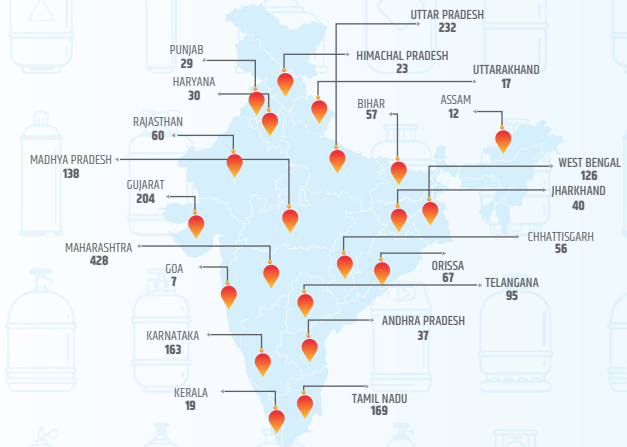
15 CYLINDER MANUFACTURING PLANTS



*2 PLANTS IN INDONESIA


68+ STRATEGICALLY LOCATED BOTTLING PLANTS

250+ AUTO LPG DISPENSING STATIONS



2000+ GOGAS PACKED CYLINDER DEALERS

Strong tailwinds given Government's focus on the sector



India is the third largest LPG consumer in the world

LPG consumption is expected to grow at more than 10% with the rapid increase in population and LPG penetration in rural areas



Schemes issued by the Government

Government has issued schemes like Pradhan Mantri Ujjwala Yojana where it will provide 80 million LPG cylinders to below poverty line families



Increase in the share of Natural Gas

The Government of India is targeting to increase the share of Natural Gas in primary energy mix in India from current 6.5% to 15% by 2030



Approval of the revised domestic natural gas pricing guidelines

The new reforms will provide adequate protection to producers from adverse market fluctuations with incentives to enhance production

Growth Drivers

- ❖ **Increasing market size** as the market size of LPG customers is expected to grow at 5-10%. There is also tremendous scope for growth in the potential market
- ❖ The company has launched a new model - “**Gin kar lo, Gin kar do**”. This initiative aims to penetrate the untapped market successfully
- ❖ LPG being both, more **cost-effective and environment friendly**, offers **quicker refuelling** and a **lower conversion cost**. It also has a **lower-cost conversion kit** compared to the other alternatives.
- ❖ The **government has a target of 10,000 CNG stations** pan India. The company’s growth strategy is in line with the government’s target. Other CGD players are also in talks with the company for **exclusive agreements** for setting up new CNG stations.
- ❖ Direct import of LPG will create **cost efficiencies**, thus **improving margins**.

OUR PRESTIGIOUS CLIENTS



& Many More...

“Becoming **Number 1** is Easy,
But Sustaining it is the **Real Game!**”



For further information please get in touch with :

Confidence Group

Prity Bhabhra

Email : pritybhabhra@confidencegroup.co
Contact No. : +91 87932 78050

Shailly Khara

Email : shaillykhara@confidencegroup.co
Contact No. : +91 70458 00668

Go India Advisors

Sheetal Khanduja

Email : sheetal@goindiaadvisors.com
Contact No. : +91 97693 64166

Shrida Shah

Email : shrida@goindiaadvisors.com
Contact No. : +91 98926 72082