



ISO9001: 2015
ISO14001 : 2015

Indag Rubber Limited

Regd.Office :Khemka House, 11, Community Centre, Saket, New Delhi -110017, India
Phone :26963172-73, 26961211, 26663310, 41664618, 41664043, Fax : 011-26856350
E-mail :info@indagrubber.com, Website: www.indagrubber.com, CIN-L74899DL1978PLC009038

Works :Village Jhiriwala, Tehsil, Nalagarh, Distt. Solan, Himachal Pardesh - 174101, India
Phone :09736000123

February 23, 2024

BSE Limited
Phiroze Jeejeebhoy Towers,
Dalal Street,
Mumbai-400001

(Company code-1321)
(Scrip code-509162)

Sub.: Investor Presentation – Q3 FY24.

Dear Sir,

Enclosed please find the Investor Presentation of Q3 FY24, for the information of the investors and public at large.

Thanking you.

Yours faithfully,

For Indag Rubber Limited

Sonal Garg
Company Secretary & Compliance Officer

THE ONLY ALTERNATIVE TO NEW TYRES



SINCE 1978



INVESTOR PRESENTATION – Q3 FY24

February 2024



SAFE HARBOR

THE ONLY ALTERNATIVE TO NEW TYRES



SINCE 1978

This presentation and the accompanying slides (the “Presentation”), which have been prepared by **Indag Rubber Limited** (the “Company”), have been prepared solely for information purposes and do not constitute any offer, recommendation or invitation to purchase or subscribe for any securities, and shall not form the basis or be relied on in connection with any contract or binding commitment what so ever. No offering of securities of the Company will be made except by means of a statutory offering document containing detailed information about the Company.

This Presentation has been prepared by the Company based on information and data which the Company considers reliable, but the Company makes no representation or warranty, express or implied, whatsoever, and no reliance shall be placed on, the truth, accuracy, completeness, fairness and reasonableness of the contents of this Presentation. This Presentation may not be all-inclusive and may not contain all of the information that you may consider material. Any liability in respect of the contents of, or any omission from, this Presentation is expressly excluded.

Certain matters discussed in this Presentation may contain statements regarding the Company’s market opportunity and business prospects that are individually and collectively forward-looking statements. Such forward-looking statements are not guarantees of future performance and are subject to known and unknown risks, uncertainties and assumptions that are difficult to predict. These risks and uncertainties include, but are not limited to, the performance of the Indian economy and of the economies of various international markets, the performance of the industry in India and world-wide, competition, the company’s ability to successfully implement its strategy, the Company’s future levels of growth and expansion, technological implementation, changes and advancements, changes in revenue, income or cash flows, the Company’s market preferences and its exposure to market risks, as well as other risks. The Company’s actual results, levels of activity, performance or achievements could differ materially and adversely from results expressed in or implied by this Presentation. The Company assumes no obligation to update any forward-looking information contained in this Presentation. Any forward-looking statements and projections made by third parties included in this Presentation are not adopted by the Company and, the Company is not responsible for such third party statements and projections.



THE ONLY ALTERNATIVE TO NEW TYRES

INDAG[®]

SINCE 1978

Q3FY24 FINANCIAL HIGHLIGHTS

- CEO's Message
- Highlights - 9M & Q3 FY24
- Strategic Investment Update
- Future Outlook
- Standalone Financials – 9M & Q3 FY24



CEO'S MESSAGE



Mr. Vijay Shrinivas
CEO & Whole Time Director,
Indag Rubber Ltd.

Commenting on the result:

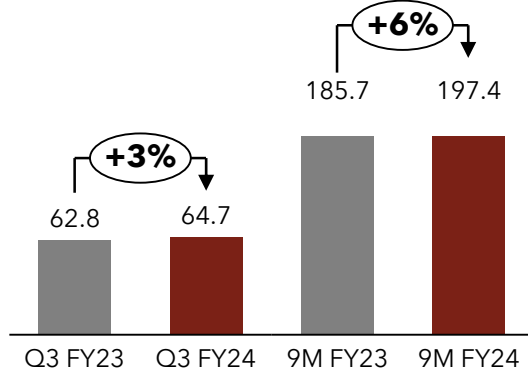
“The Company has maintained its sales momentum over the past three quarters, continuing its strong performance in 9M FY24. Total revenue grew by 6% to ₹197 crores on a YoY basis. On the profitability front, EBITDA surged by 75% to ₹21.7 crores, while PAT has doubled reaching to ₹13.4 crores. This increase in profitability is attributed to a combination of strong momentum in the domestic economic activities and stable input costs in H1 FY24, which stand in stark contrast to the abnormal input costs experienced in the first half of fiscal year 2023.”

India's booming logistics industry, coupled with a surge in sustainability efforts, creates an exciting opportunity for Indag. The government's push for a circular tyre economy further fuels this excitement, presenting a perfect match for our unwavering commitment to retreading solutions. We're strategically positioned to capitalize on this shift, leveraging our core vision of sustainability and green economy to make a positive impact.”

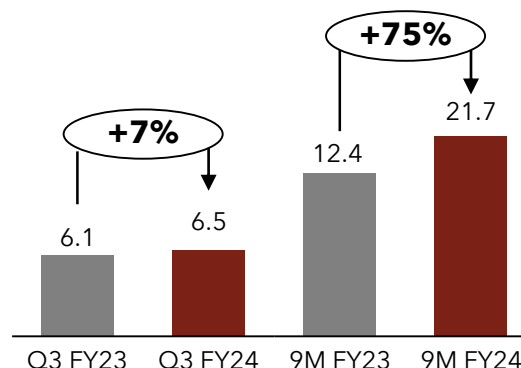


9M & Q3 FY24 HIGHLIGHTS

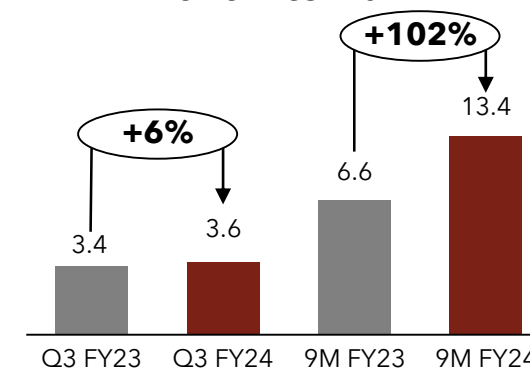
Total Revenue*



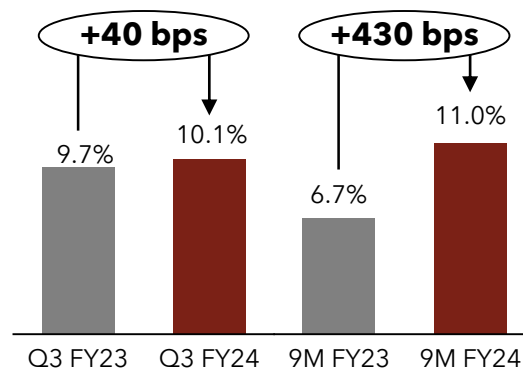
EBITDA*



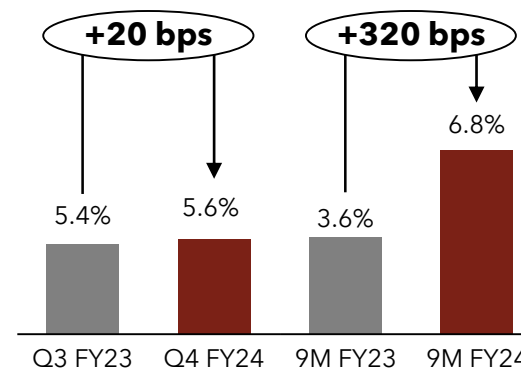
Profit After Tax*



EBITDA Margin*



PAT Margin*



(Rs. In Crs.)

*Includes Other Income, On Standalone Basis



Diversification – Indag’s foray into Green Energy Sector

Investment in Millennium Manufacturing Systems Pvt. Ltd. (erstwhile Indergy Power Systems Pvt. Ltd.)



- On 14th July’23 the Board of Directors of Indag approved a strategic investment in Millenium Manufacturing Systems Pvt. Ltd (erstwhile Indergy Power Systems Pvt. Ltd.) marking a foray into green energy sector.
- In this strategic investment, Indag has joined hands with Elcom Innovations Pvt. Ltd. and Sun Renewables WH Pvt. Ltd. to establish a technologically advanced manufacturing facility in Mohali, Punjab, for the production of power conversion systems for Battery Energy Storage Systems (BESS) projects worldwide.
- Indag will hold 51% stake in this strategic alliance and will be investing ₹11.1 Crores by March 31, 2026, in one or more tranches through a combination of equity and preference shares. Till date, Indag has invested ₹3.1 Crores.
- The manufacturing unit is currently under development and is expected to begin commercial operations by the end of Q4 FY24.



HIGHLY UNDERPENETRATED INDUSTRY - POISED FOR GROWTH



SINCE 1978



Improved Road Infrastructure

- More distance travelled in lesser time
- Higher tonnage vehicles with more tyres
- Less Downtime & longer tread life
- Less Damage to vehicles & tyres



GST & Favorable Regulatory guidelines

- Fewer stopovers at check posts due to E-waybills
- Less overloading due to increasing regulations
- End of Tyre life norms and labelling norms.
- Elimination of smaller, unorganized players and formalization of value chains .
- **Extended Producer Responsibility (EPR) Policy will drive growth in retreading industry**
- **Restrictions on Overloading**



Growing Environmental consciousness

- Retreading prevents landfill waste and pollution caused due to incineration of discarded tyres.
- Retreading promotes sustainability and reusability, providing lesser carbon footprint.



Increasing Radialization Trend

- Truck and Bus tyre segment has reached a radialization of ~60% and growing continuously.
- Radial tyres are structurally stronger and supports multiple retread



Inclination to Electric Vehicles

- While IC engines will become redundant over time, tyres will not!
- Emerging tyre designs focussed on Electric Vehicles



INDAG POISED FOR STRONG GROWTH

Indag continues to be a leading player in the retreading industry, demonstrating a robust recovery post-COVID-19 and amidst global and domestic market challenges. Our compelling value proposition and unwavering commitment to product innovation are propelling our leadership in this highly competitive landscape

KEY STRENGTHS

Unparalleled Product Portfolio

Indag boasts a best-in-class product range, catering to diverse customer needs across various tyre segments.

Cutting-Edge R&D

Indag's recently established state-of-the-art research and development facility at Nalagarh, Himachal Pradesh which spearheads innovation, ensuring the delivery of best-in-class products

Pan-India Network

Indag's expansive network spanning over 200 dealers, 1400 retreaders, and 15 strategically located depots ensures comprehensive market coverage and customer proximity, guaranteeing pan-India availability

Expert On-ground Team

Indag's team of over 50 highly trained on-ground personnel, comprising sales executives, technical engineers, and dedicated fleet engineers, ensures timely solutions and services tailored to customer needs

Dedicated Fleet Support

Indag's dedicated assistance to fleet owners and operators helps them reduce tyre cost per kilometer (CPKM), enhancing fleet profitability

Indag Consultancy Services

Indag's consultancy services offer expert guidance to retreaders, covering retreading processes, machinery, and troubleshooting, ensuring efficient and cost-effective operations



STANDALONE P&L STATEMENT – 9M & Q3 FY24

Particulars (Rs. In Crs.)	Q3 FY24	Q3 FY23	Y-o-Y	9M FY24	9M FY23	Y-o-Y
Revenue from Operations	62.3	60.4	3%	189.9	179.8	6%
Other Income	2.4	2.3		7.6	5.9	
Total Revenue (incl. Other Income)	64.7	62.8	3%	197.4	185.7	6%
Total Raw Material	41.8	42.5		127.2	132.3	
Gross Profit	22.9	20.3	13%	70.2	53.4	32%
Gross Profit %	35.4%	32.3%		35.6%	28.7%	
Employee Expenses	6.6	5.6		18.6	16.4	
Other Expenses	9.8	8.5		29.9	24.6	
EBITDA	6.5	6.1	7%	21.7	12.4	75%
EBITDA %	10.1%	9.7%	40 bps	11.0%	6.7%	430 bps
Depreciation	1.3	1.1		3.9	3.2	
EBIT	5.2	5.0	3%	17.8	9.3	92%
EBIT (%)	8.0%	8.0%		9.0%	5.0%	
Finance Cost	0.2	0.1		0.5	0.1	
Profit before Tax	5.0	5.0		17.3	9.1	
Tax	1.3	1.5		3.9	2.5	
Profit after Tax	3.6	3.4	6%	13.4	6.6	102%
PAT %	5.6%	5.4%	20 bps	6.8%	3.6%	320 bps
EPS	1.39	1.30		5.09	2.52	



STANDALONE BALANCE SHEET

Liabilities (₹ In Crs.)	Sep-23	Mar-23
Equity		
Share Capital	5.3	5.3
Other Equity	214.6	206.6
Total Equity	219.9	211.8
Non Current Liabilities		
Financial Liabilities		
Lease Liabilities	5.7	5.9
Provisions	1.0	0.9
Deferred Tax Liabilities (Net)	3.2	3.0
Total Non Current Liabilities	9.9	9.9
Current Liabilities		
Financial Liabilities		
Lease Liabilities	0.4	0.4
Trade Payables	23.6	22.8
Other Financial Liabilities	3.7	3.4
Provisions	0.1	0.2
Other Current Liabilities	2.1	2.7
Total Current Liabilities	29.9	29.4
Total Equity and Liabilities	259.7	251.1

Assets (₹ In Crs.)	Sep-23	Mar-23
Non Current assets		
Property, Plant and Equipments	24.3	24.2
Capital Work-In-Progress	3.1	0.4
Investment Property	20.4	21.0
Right of Use Assets	5.9	6.3
Other Intangible Assets	0.5	0.1
Financial Assets		
Investments	101.9	95.7
Loans	-	-
Other Financial Assets	1.9	1.3
Income Tax Assets (net)	0.2	0.3
Other Non-Current Assets	0.7	1.4
Total Non Current Assets	158.9	150.8
Current Assets		
Inventories	43.8	42.2
Financial Assets		
Investments	15.3	17.0
Trade Receivables	27.8	29.3
Cash and Cash Equivalents	2.2	1.7
Other Bank Balances	0.7	0.6
Loans	0.2	0.2
Other Financial Assets	2.0	1.8
Other Current Assets	8.8	7.5
Total Current Assets	100.8	100.3
Total Assets	259.7	251.1



STANDALONE CASHFLOW STATEMENT

Particulars (₹ In Crs.)	Sep-23	Sep-22
Net Profit Before Tax	12.3	4.2
Adjustments for: Non Cash / Other Items	0.3	1.0
Operating profit before working capital changes	12.7	5.2
Changes in working capital	-2.6	-7.6
Cash generated from operations	10.1	-2.4
Direct taxes paid	-2.7	-1.2
Net Cash from Operating Activities	7.3	-3.7
Net Cash from Investing Activities	-2.4	8.4
Net Cash from Financing Activities	-4.5	-4.0
Net Decrease in cash and cash equivalents	0.4	0.7
Add: Cash & Cash equivalents at the beginning of the period	1.7	0.7
Cash & Cash equivalents at the end of the period	2.2	1.4



THE ONLY ALTERNATIVE TO NEW TYRES

INDAG®

SINCE 1978

ABOUT THE RETREADING INDUSTRY

- What is Retreading?
- Why Retreading?
- Highly Underpenetrated Industry – Poised for Growth



WHAT IS RETREADING?

INDAG PIONEERED COLD RETREADING IN INDIA

RETREADING SAVES MONEY



Saves upto 70% of new tyre cost



Provides mileage similar to a new tyre



Reduces Cost-per-KM (CPKM) to 1/3rd of a new tyre

Retreading is a green and sustainable alternative to new tyres. It is a technical process of high precision and craftsmanship used to rejuvenate an old worn-out tyre into a renewed one.

RETREAD SAVES ENVIRONMENT



Saves 57 litres of oil on every tyre



Saves 44kg of rubber on every tyre



Decreases tyre waste in landfills



Prevents release of 182 kg of CO2 on every tyre



Retreading means replacing the tread of the tyre, instead of buying a completely new tyre. A tyre casing is designed for multiple retreading.



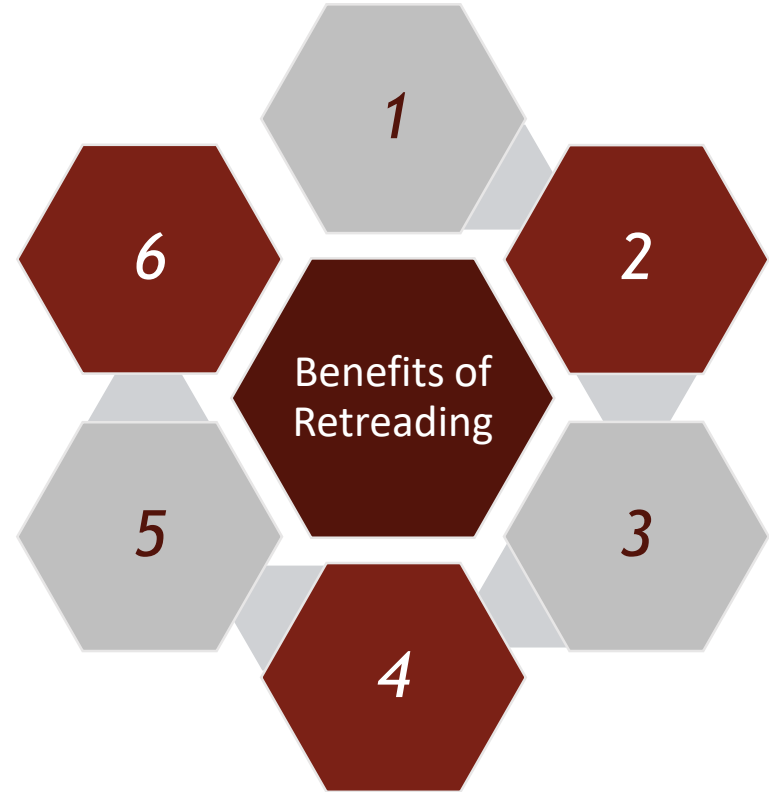


WHY RETREADING?

Saves Money One third of the price of a new tyre with life nearly the same as New tyre

Durable
Appropriate tread can last nearly the same as a new tyre

Environment Friendly
Requires ~31 Litres of crude oil to produce a retread as opposed to 88 Litres of oil to manufacture a new tyre



Safety
Tested to same stringent performance criteria as a new tyre

Low Cost Production
In retread tyre only 25% Natural rubber is used whereas; in new tyre, around 80% of Natural rubber is required

Recycle Extends the life of used tyres thus saving even more energy, CO2 and raw materials with each product cycle



THE ONLY ALTERNATIVE TO NEW TYRES

INDAG®

SINCE 1978

ABOUT THE COMPANY

- Our Journey
- Focused Management
- State of the Art Manufacturing Facility
- Our Presence
- Our Products
- Ensuring Quality & Reliability to Fleet Operators
- Voice of Customers
- New Pattern Launch – ZDI8 Mileage Ka Master
- Building Brand Awareness: Indag At Major Expos
- CSR Initiatives – 9M FY24



THE ONLY ALTERNATIVE TO NEW TYRES



SINCE 1978

ABOUT THE COMPANY



THE ONLY ALTERNATIVE TO NEW TYRES

VISION & MISSION

To be No.1 company in every market served, by offering best- in- class tyre Retreading products and services through largest network of trained Channel partners committed to offer most reliable, economical and sustainable tyre solutions for commercial transport industry.

VALUES

- Excellence
- Customer Satisfaction
- Commitment
- Social Responsiveness
- Creativity
- Openness and Diversity

Premium Retreading Solution Since 1978



AN EXCELLENT
HISTORY OF PROVIDING
**BEST-IN-CLASS
RETREADING
MATERIALS &
SERVICES**



One Stop
Solution for
Retreading



Experience in
Excellence



Cutting Edge
Technology



Highly Certified
Products

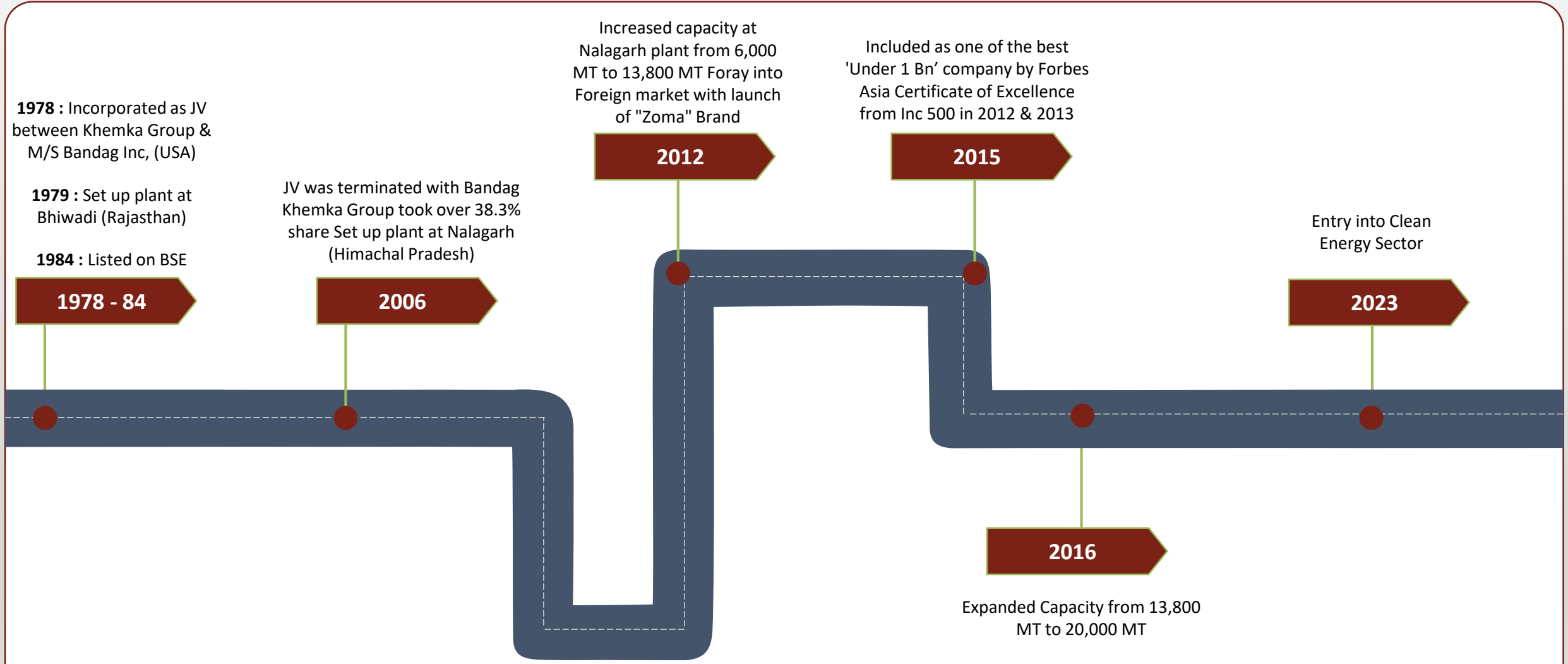


OUR JOURNEY

THE ONLY ALTERNATIVE TO NEW TYRES



SINCE 1978





FOCUSED MANAGEMENT



Mr. Nand Khemka

Chairman & Managing Director

- M.S. in Foreign Trade & MBA in Production Management from Columbia University, New York, U.S.A.
- Over 40 years of experience in promoting and running successfully various organizations



Mr. Vijay Shrinivas

CEO & Whole Time Director

- With the company since 2018. He was last working with Arvind Ltd. as Chief Sales & Marketing Officer. Prior to that, he was with E I DuPont India Pvt Ltd, Bharat Shell Ltd and Larsen & Toubro Ltd in various operating and leadership roles
- MBA in International Business from Indian Institute of Foreign Trade, New Delhi ,with 21 years of experience



Mr. Uday Khemka

Director

- Vice-Chairman of the SUN Group of companies
- Educated at Eton College, he received his undergraduate and Master's degrees at Cambridge University and received an MBA with distinction from Harvard Business School (Baker Scholar)
- Over 24 years of Investment Banking & Entrepreneurial experience in Emerging markets



Mr. Shiv Khemka

Director

- Vice-Chairman of SUN Group of companies
- Educated at Eton College, Brown University, and the Lauder program at The Wharton School, University of Pennsylvania



THE ONLY ALTERNATIVE TO NEW TYRES



SINCE 1978

FOCUSED MANAGEMENT



Ms. Bindu Saxena
Non-Executive Director
(Independent)



Mr. P R Khanna
Non-Executive Director
(Independent)



Mr. Sushil Kumar Dalmia
Non-Executive Director
(Independent)



Mr. Raj Kumar Agrawal
Non-Executive Director
(Independent)



Mr. Anil Bhardwaj
G.M.(Accounts) & CFO



Ms. Sonal Garg
Company Secretary



THE ONLY ALTERNATIVE TO NEW TYRES



SINCE 1978

STATE OF THE ART MANUFACTURING FACILITY



State of the art manufacturing unit Located at Nalagarh Industrial Estate in Himachal Pradesh

- Advanced Technology in terms of machinery and equipment
- Indag Training centre to impart high quality of training





THE ONLY ALTERNATIVE TO NEW TYRES



SINCE 1978

OUR PRESENCE

Pan India Network since 1978



15
DEPOTS

300+
DEALERS

3000+
RETREADERS

50+
SALES TEAM



OUR PRODUCTS

PRECURED TREAD RUBBER



- Capacity of 20,000 MT p.a.
- Servicing different vehicle types M&HCVs, LCVs, Passenger vehicles and Off-road vehicles
- Specialized patterns for varied road applications such as highways, hills, mining, off-road

UN-VULCANIZED RUBBER STRIP GUM



- Capacity of 1,800MT p.a.
- Strong bonding between casing and tread
- Shortest curing time
- High retreading productivity

UNIVERSAL SPRAY CEMENT



- Capacity of 1,800 KL p.a. with availability of 3 variants
- Provides protection to tyre buffed surface from oxidation
- Good cured bonding between casing and cushion

TYRE RETREADING ENVELOPES



- Heat resistive compound
- Lowest cost per cure envelopes
- Longer retreaded life



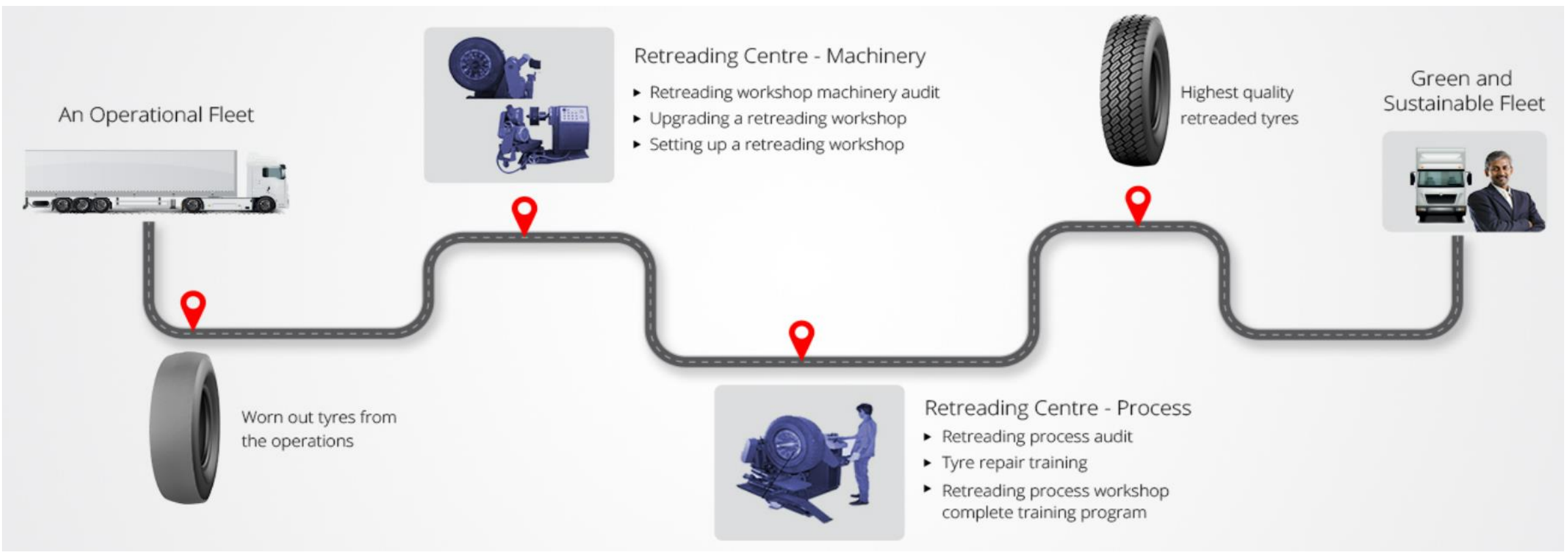
THE ONLY ALTERNATIVE TO NEW TYRES



SINCE 1978

ENSURING QUALITY & RELIABILITY TO FLEET OPERATORS

INDAG CONSULTANCY SERVICES



Helping channel partners building the highest quality retreaded tyres with best-in-class retreading process and very high-quality retreading material



SINCE 1978

VOICE OF THE CUSTOMERS

R. R. LOGISTICS

Jaipur, Rajasthan



INDAG ZZYL TREAD PATTERN TO RUN 1.4 LAKH KMs

“ We are a prominent fleet with 80 vehicles primarily running on Ambala - Mumbai & Ambala-Hyderabad route. We had retreaded 88 tyres in the last 6 Months with Indag Tread (ZZYL & ZZE2 Patterns). We are using Retreaded Tyre fixed on Dummy Axle of Size: 10.00R20. We anticipate a mileage of 1.4 Lakh KM at 80% Wear, which is 32% better than competitor. I would strongly advocate the use of Indag Tread to my fellow transporters as well. ”

Application: Truck

NEW JAISHANKAR TRANSPORT COMPANY

Jaipur, Rajasthan



INDAG ZZA1 PROVIDES 14% MORE MILEAGE ON STEER AXLE

“ We are a prominent fleet of 600+ vehicles, plying on the Janagar-Uttarakhand and Nimbahera-Gujarat route. We are highly satisfied with ZZY3, ZM857 and ZZA1 Patterns, providing 14% better Mileage on Steering Axle than competition. Timely recommendations by Indag Team helped us in achieving better performance. We strongly advocate the use of Indag Treads to our fellow transporters as well. ”

Application: Multi-axle Truck Trailer

CHARTERED SPEED LTD.

Indore, Madhya Pradesh



1.25 LAKH KM MILEAGE ACHIEVED WITH ICON ZZE2 - 250 TREAD PATTERN

“ Chartered Speed Ltd. is a bus transport service and currently operating 1200+ buses in long distance high speed application. I am using Indag from last 3 years, I am very happy with the excellent performance of Indag Tread which are of Premium Quality & their retreading process is among the best in Industry. I use ICON ZZE2 - 250 which specially designed for Good Traction & Lower Resistance. I achieved an average mileage of 1.25 Lakh KM which provides the Lowest Cost per KM in the Industry ”

Application: High Speed Volvo Bus

BHAGWATI AIR EXPRESS PVT. LTD.

New Delhi



INDAG ZZYL TREAD PATTERN RUNS 1.6 LAKH KMs

“ We, M/S Bhagwati Transport have a fleet of 90 Trucks plying PAN-India, mostly in medium to long haulage catering to the e-commerce industry. We used Indag's retreaded tyres on Dummy Axle of size: 295/80R22.5 and achieved to Lakh Km Mileage at 85% Wear. After getting 100+ tyres retreaded through Indag's franchisee Haryana Cold Retreads, we are pleased to confirm that Indag's Retreads performed almost 85% of New Tyre Mileage. ”

Application: Truck

JYOTI TRANSPORT SERVICE

Mumbai, Maharashtra



INDAG TREADS PERFORM EXCEPTIONALLY WELL ON BOTH KACHA AND PAKKA ROADS

“ Our vehicles operate across India in mixed road conditions (20 % bad and 80 % good) running 61500kms per month. We face a problem of cutting and chipping in tyres leading to low mileage. Indag's offerings exceeded our expectations and provided an excellent performance of up to 85% of New Tyre Mileage. ”

Application: Truck + Trailer




SINCE 1978

VOICE OF THE CUSTOMERS

PERFORMANCE OF 4219 ULTIMA ENVELOPE

“ We are very much with performance of 4219 Ultima. We used this Envelope from August 2022. We have cured 150 tyres as on average in every month & this Envelope cured around 500 tyres. We are very much satisfied with INDAG 4219 Ultima Envelope. ”

We would urge everyone to try 4219 Ultima Envelope of INDAG once. ”



SAINI TYRE RETREAD
Nalagarh

REGARDING APPRECIATION FOR YOUR PRODUCT ULTIMA ENVELOPE

“ We have been working with you since decade and we are happy with your quality products and service you provide. As INDAG is the only company I believe, is making IN 30 bonding gum and Ultima Envelope specially developed is really praiseworthy. ”



NEW GRIP
Pune, Maharashtra

4219 ULTIMA ENVELOPE PERFORMANCE

“ We are very much satisfied with the performance of 4219Ultima Performance, till date we have taken 225 Cures without any repair and still by seeing its current condition we are expecting more cures. ”



RADHA COLD RETREADS PVT. LTD.
Mehsana, Gujarat

INDAG CONSULTANCY SERVICES

“ I would like to appreciate the INDAG Consultancy Services received from your Company recently. 7 Chambers, Buffers and builders are repaired properly. We are satisfied and move. ”



BAWA AMBO COLD RETREADERS
Udhampur, J&K

HELPED GET PRODUCTION BACK ON TRACK

“ We are very satisfied with the work done by INDAG Service Engineer Mr Manohar Lal. He inspected & repaired the chamber in a very short period of time, which helped us get the production up & running. ”



J & K COLD TREADS
Jammu, J&K

EXPERT & KNOWLEDGABLE SUPPORT ENGINEER PROVIDED BY INDAG

“ We had issues with the Rasper & Chamber in our plant, which was rectified by Service Engineer Mr Mohammed Haris who was very genuine & had great knowledge about all machinery. This issue was long pending and required expertise to be rectified. We appreciate INDAG & Mr Haris. ”



VIGNAHAR TYRE RETREADING
Pune, Maharashtra

ALL TYRE CURING PROBLEMS SOLVED, RESULTED IN SMOOTH PRODUCTION

“ I would like to thank INDAG's Technical Head Mr Mathur for sending a very technically sound Service Engineer Mr U.K. Biswas for rectifying tyre curing issues in our chamber. Now it's running very smoothly. ”



AMBAY TYRE COLD RETREADS
Birgunj, Nepal

IDENTIFIED & RESOLVED ALL KINDS OF ISSUES IN PLANT MACHINERY

“ Indag sent Service Engineer Mr Mohammed Haris to our plant to audit all machinery & resolve the issues. He rectified issues in Chamber Motor, Buffer Machinery & Tyre Spotter Cut Repair Machine Temperature Controller. We are fully satisfied by this service. ”



GILL TYRES RETREADING
Jaipur, Rajasthan




THE ONLY ALTERNATIVE TO NEW TYRES



SINCE 1978

NEW PATTERN LAUNCH – ZDI8 MILEAGE KA MASTER



INTRODUCING THE NEWEST MEMBER OF INDAG FAMILY

ZDI8

माइलेज का मास्टर



ADVANTAGES

- GOOD TRACTION
- LOW ROLLING RESISTANCE
- BETTER CASING CONDITION

BENEFITS

- BETTER DRIVING STABILITY
- BETTER MILEAGE
- GOOD RETREADABILITY



THE ONLY ALTERNATIVE TO NEW TYRES

BUILDING BRAND AWARENESS: INDAG AT MAJOR EXPOS



SINCE 1978

Indag has been actively showcasing its product range and offerings on the domestic and global stage, having participated in 3 major exhibitions in the last 9 months.



Chennai Truck & Trailer Tyre Expo



Bharat Mobility Global Expo- Delhi



Automechanika Expo - Dubai



CSR INITIATIVES

THE ONLY ALTERNATIVE TO NEW TYRES



SINCE 1978



THE NABHA FOUNDATION

Indag is committed to empowering underprivileged communities through education and skill development.

We have partnered with The Nabha Foundation to provide literacy programs in primary and senior secondary schools, ensuring that every child has access to quality education and the opportunity to reach their full potential.

KEY INITIATIVES UNDER THE PROGRAM

- Innovative Teaching Methods
- Door-to-door teacher visits
- Board exam support and mentorship
- Books and stationary distribution
- Community Engagement
- Cultural programs for students and their families
- Regular Teacher Trainings
- Extra-curricular activities for students



MORE THAN 500 STUDENTS AND 300 FAMILIES ARE DIRECT BENEFICIARIES UNDER THE EDUCATION PROGRAM



THE ONLY ALTERNATIVE TO NEW TYRES

INDAG[®]

SINCE 1978

HISTORICAL FINANCIALS

- Last 4 Year Standalone Financials
- Consistent Dividend Payout



STANDALONE FINANCIALS

Particulars (Rs. In Crs.)	FY23	FY22	FY21	FY20
Revenue from Operations	243.9	166.9	169.8	186.8
Other Income	8.4	6.4	4.0	4.6
Total Revenue (incl Other Income)	252.2	173.3	173.9	191.4
Total Raw Material	174.3	120.2	107.6	121.1
Gross Profit	77.9	53.2	66.3	70.3
Gross Profit (%)	30.9%	30.7%	38.1%	36.7%
Employee Expenses	22.1	20.7	21.0	20.6
Other Expenses	33.8	25.3	25.0	29.0
EBITDA	22.0	7.2	20.3	20.7
EBITDA (%)	8.7%	4.2%	11.7%	10.8%
Depreciation	4.5	4.2	3.3	3.7
EBIT	17.6	3.0	17.0	17.0
EBIT (%)	7.0%	1.7%	9.8%	8.9%
Finance Cost	0.3	0.2	0.3	0.3
Profit before Tax	17.2	2.9	3.5	16.7
Tax	4.0	0.3	0.8	3.4
Profit after Tax	13.2	2.6	2.8	13.3
PAT %	5.2%	1.5%	1.6%	6.9%
EPS	5.04	0.99	1.05	5.06

* Exceptional Item of Rs 13.24 cr as the Company opted for the Himachal Pradesh(Legacy Cases Resolution) Scheme, 2019 on January 21, 2021 for settlement of Entry Tax matter of earlier years which was pending decision before Honorable High Court of Himachal Pradesh.



STANDALONE BALANCE SHEET

Liabilities (Rs. In Crs.)	Mar-23	Mar-22	Mar-21	Mar-20
Equity				
Share Capital	5.3	5.3	5.3	5.3
Other Equity	206.6	201.3	191.9	181.3
Total Equity	211.8	206.5	197.2	186.6
Non Current Liabilities				
Financial Liabilities				
Lease Liabilities	5.9	-	-	-
Provisions	0.9	0.9	0.9	0.7
Deferred Tax Liabilities (Net)	3.0	3.5	2.8	2.5
Total Non Current Liabilities	9.9	4.4	3.7	3.2
Current Liabilities				
Financial Liabilities				
Lease Liabilities	0.4	-	-	-
Trade Payables	22.8	16.6	15.2	15.5
Other Financial Liabilities	3.4	4.4	3.3	3.1
Provisions	0.2	0.1	0.5	0.3
Other Current Liabilities	2.7	1.8	2.3	1.8
Total Current Liabilities	29.4	22.9	21.3	20.6
Total Equity and Liabilities	251.1	233.8	222.2	210.3

Assets (Rs. In Crs.)	Mar-23	Mar-22	Mar-21	Mar-20
Non Current assets				
Property, Plant and Equipments	24.4	23.3	25	25.2
Capital Work-In-Progress	0.4	1.0	19.3	10.1
Investment Property	21.0	21.6	-	-
Right of Use Assets	6.3	-	-	-
Other Intangible Assets	0.1	0.2	0.1	0.2
Financial Assets				
Investments	95.7	85.7	87.3	77.1
Loans	0.0	0.0	-	-
Other Financial Assets	1.3	0.5	1	0.6
Income Tax Assets (net)	0.3	2.3	2.8	0.8
Other Non-Current Assets	1.4	0.2	2.3	2.1
Total Non Current Assets	150.8	134.8	137.9	116.1
Current Assets				
Inventories	42.2	39.2	36	36.9
Financial Assets				
Investments	17.0	26.7	7.3	5.3
Trade Receivables	29.3	22.6	29.5	37.2
Cash and Cash Equivalents	1.7	0.7	1.7	1.1
Other Bank Balances	0.6	1.7	1.9	2.1
Loans	0.2	0.2	0.2	0.2
Other Financial Assets	1.8	1.5	1.5	5.4
Other Current Assets	7.5	6.3	6.2	5.9
Total Current Assets	100.3	99.0	84.3	94.2
Total Assets	251.1	233.8	222.2	210.3



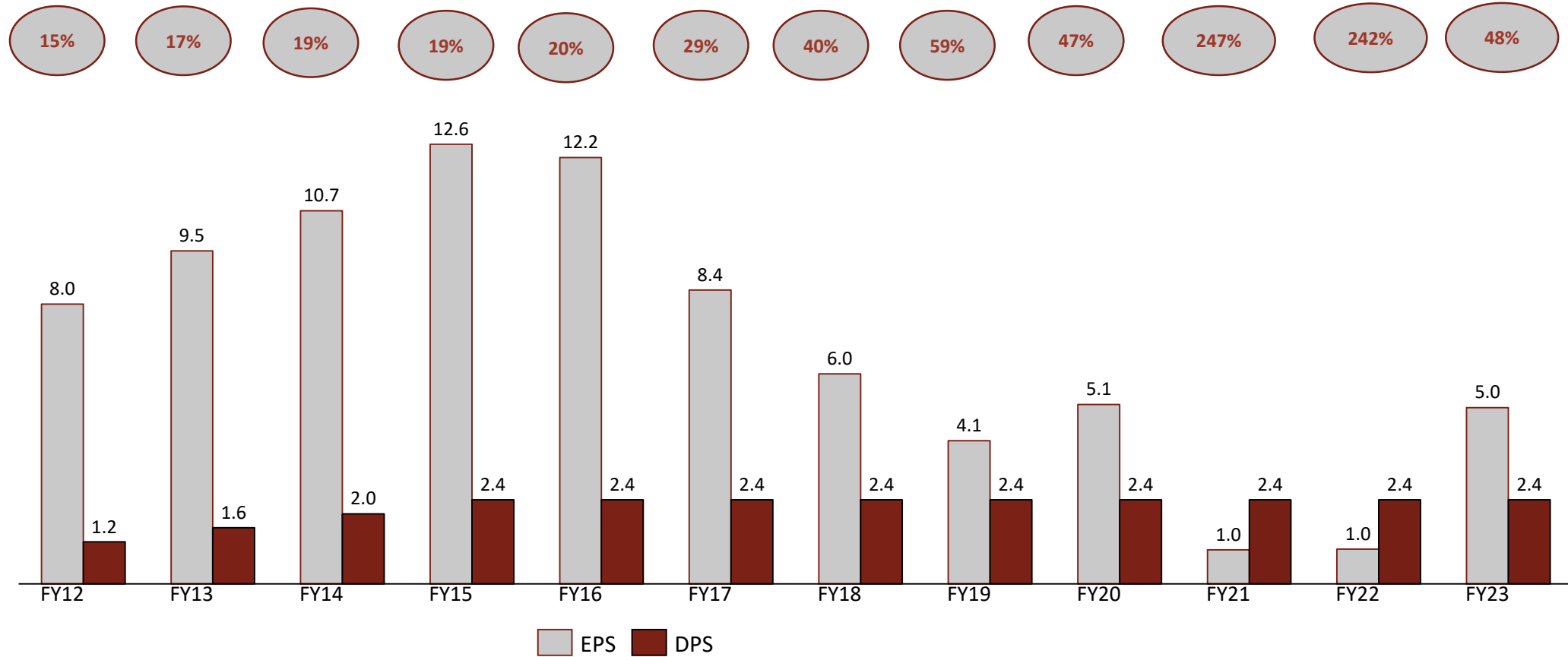
STANDALONE CASHFLOW STATEMENT

Particulars (Rs. In Crs.)	Mar-23	Mar-22	Mar-21	Mar-20
Net Profit Before Tax	17.2	2.9	3.5	16.7
Adjustments for: Non Cash / Other Items	1.8	0.7	13.1	-0.2
Operating profit before working capital changes	19.0	3.6	16.6	16.6
Changes in working capital	-6.6	6.0	7.8	-3.6
Cash generated from operations	12.5	9.6	24.4	13.0
Direct taxes paid	-2.8	-1.1	-11.7	-4.7
Net Cash from Operating Activities	9.7	8.5	12.7	8.3
Net Cash from Investing Activities	-1.8	-3.0	-9.4	2.5
Net Cash from Financing Activities	-6.8	-6.5	-2.6	-12.2
Net Decrease in cash and cash equivalents	1.0	-1.0	0.7	-1.5
Add: Cash & Cash equivalents at the beginning of the period	0.7	1.7	1.1	2.5
Cash & Cash equivalents at the end of the period	1.7	0.7	1.7	1.1



CONSISTENT DIVIDEND PAY-OUT

Dividend
Pay-Out



EPS DPS



For further information, please contact

Company :

Indag Rubber Ltd
CIN: L74899DL1978PLC009038
Mr. Anil Bhardwaj, G.M.(Accounts) & CFO
anil@indagrubber.com

www.indagrubber.com

Investor Relations Advisors :

Strategic Growth Advisors Pvt. Ltd.
CIN: U74140MH2010PTC204285
Mr. Deven Dhruva / Mr. Varun Shivram
deven.dhruva@sgapl.net / varun.shivram@sgapl.net
+91 98333 73300 / +91 91378 91895

www.sgapl.net