



IMFA Building
Bhubaneswar -751010
Odisha, India

Corporate Identity No.
L27101OR1961PLC000428

TEL +91 674 3051000
+91 674 2580100
FAX +91 674 2580020
+91 674 2580145

mail@imfa.in

www.imfa.in

8th February, 2017

The Listing Department
National Stock Exchange of India Ltd.
Exchange Plaza
Plot No.C/1, G. Block
Bandra-Kurla Complex
Bandra (E)
Mumbai-400051
Stock Symbol & Series : IMFA, EQ

The Deputy General Manager
(Corporate Services)
BSE Limited
Floor 25, P.J. Towers
Dalal Street , Fort
Mumbai-400001
Stock Code : 533047

Dear Sir,

Further to our letter dated 3rd February 2017, the investor call was held today at 4.00 PM and the investor presentation is enclosed herewith which may kindly be taken on record.

Thanking you,

Yours faithfully

For INDIAN METALS & FERRO ALLOYS LIMITED


(PREM KHANDELWAL)
CFO & COMPANY SECRETARY

IMFA Investor Update

Q3 FY17

February 07, 2017



Contents

Company Overview

Performance Highlights

Financial Summary for Q3 FY17

Financial Highlights

Performance Snapshot

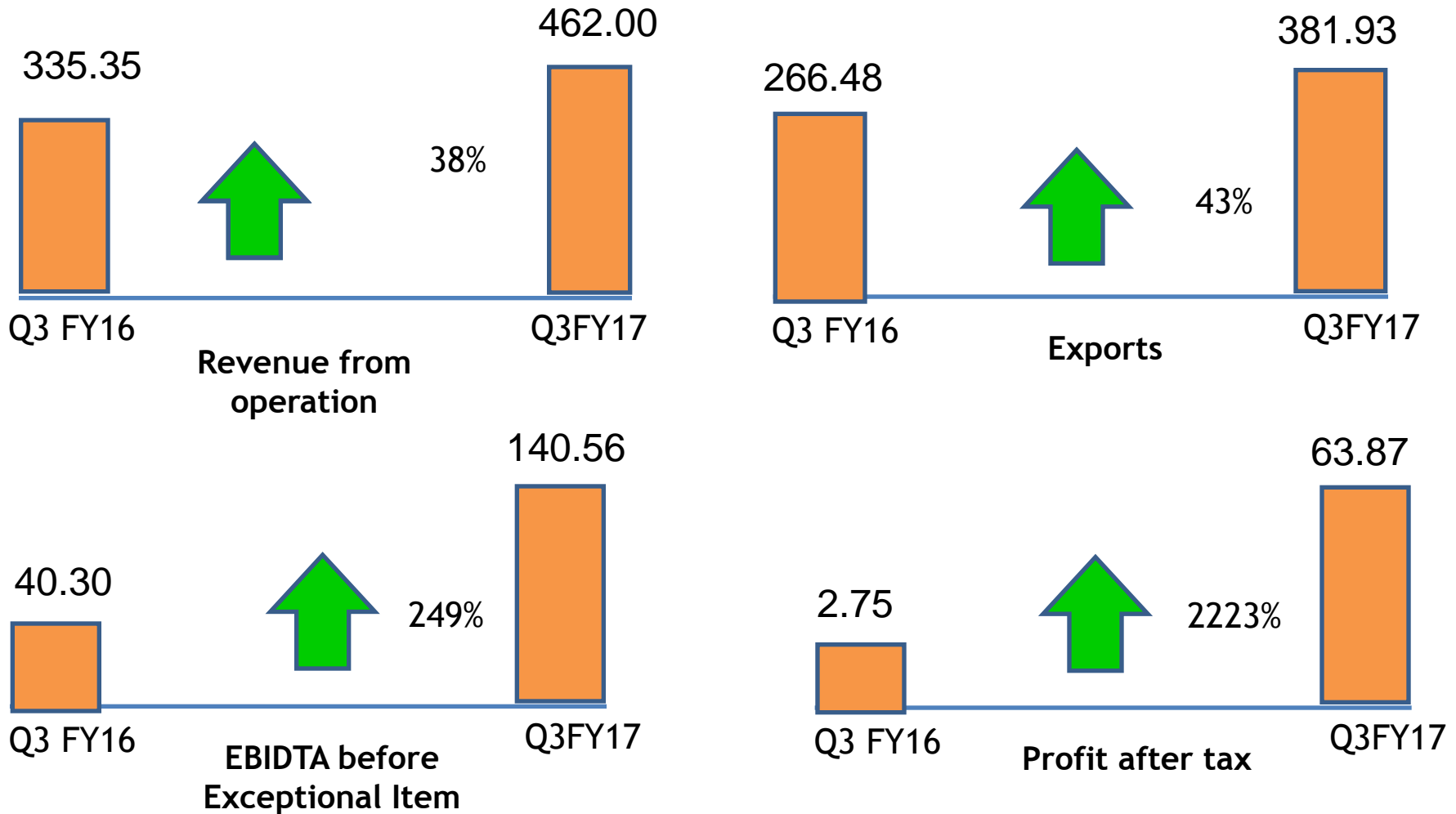
Company Overview

- Founded by Dr Bansidhar Panda in 1961
- Leading fully integrated producer of ferro alloys
 - 187 MVA installed furnace capacity (Therubali & Choudwar)
 - 258 MW captive power generation capacity (Choudwar)
 - Own chrome ore mines (Sukinda, Mahagiri, Nuasahi)
- Integrated Management System comprising quality, environment and occupational health & safety certification

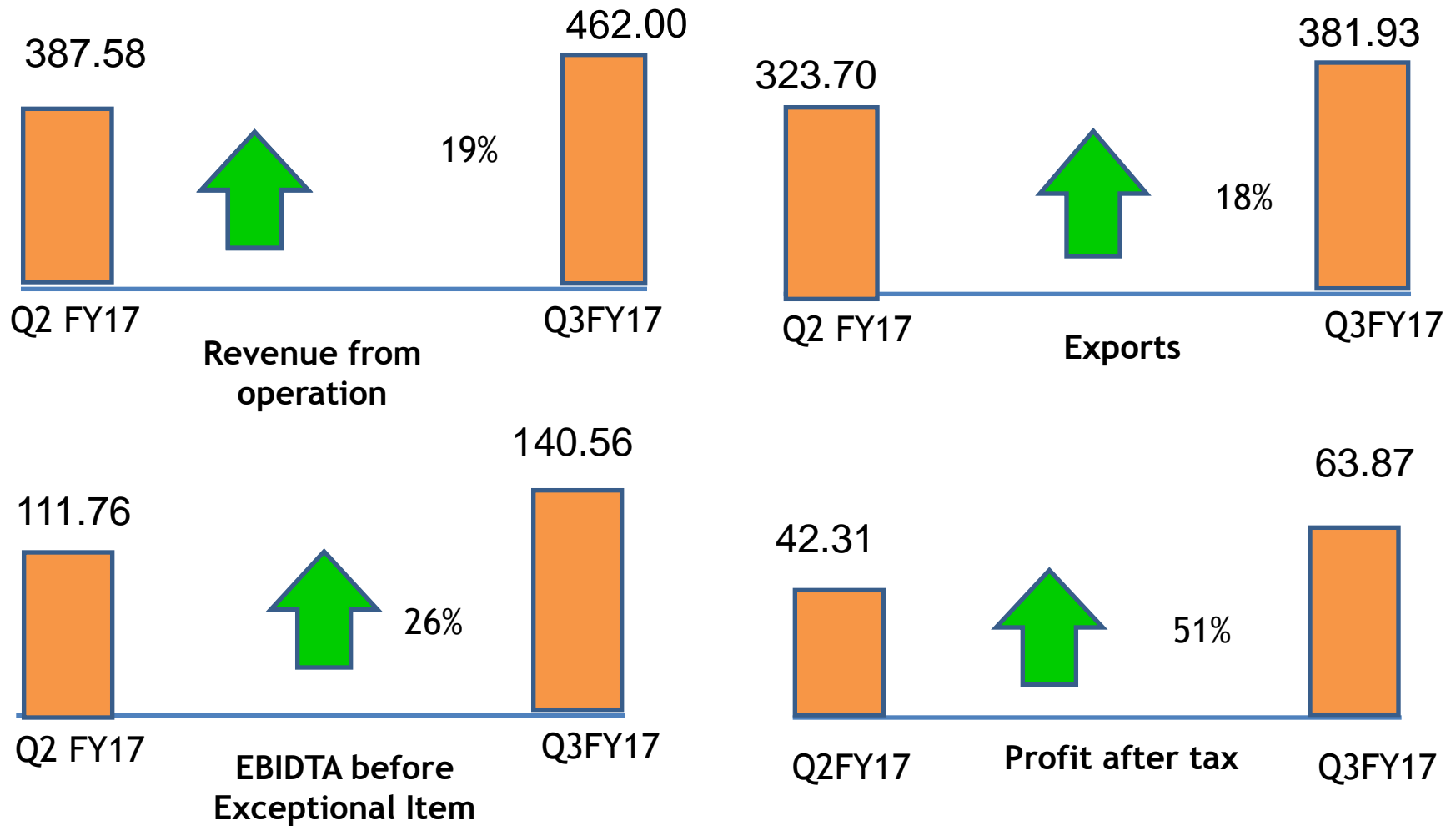
Performance Highlights for Q3FY17

- Net Profit of Rs 63.87 crores vs Rs 2.75 crores
- Revenue of Rs 462.00 crores vs Rs 335.35 crores
- Exports of Rs 381.93 crores vs Rs 266.48 crores
- Ferro Chrome production of 64,641 tonnes; higher by 24% as compared to corresponding quarter.
- Power generation of 284 million units; higher by 20% as compared to corresponding quarter.

Financial Summary for Q3 FY17 & Q3 FY16



Financial Summary for Q3 FY17 & Q2 FY17



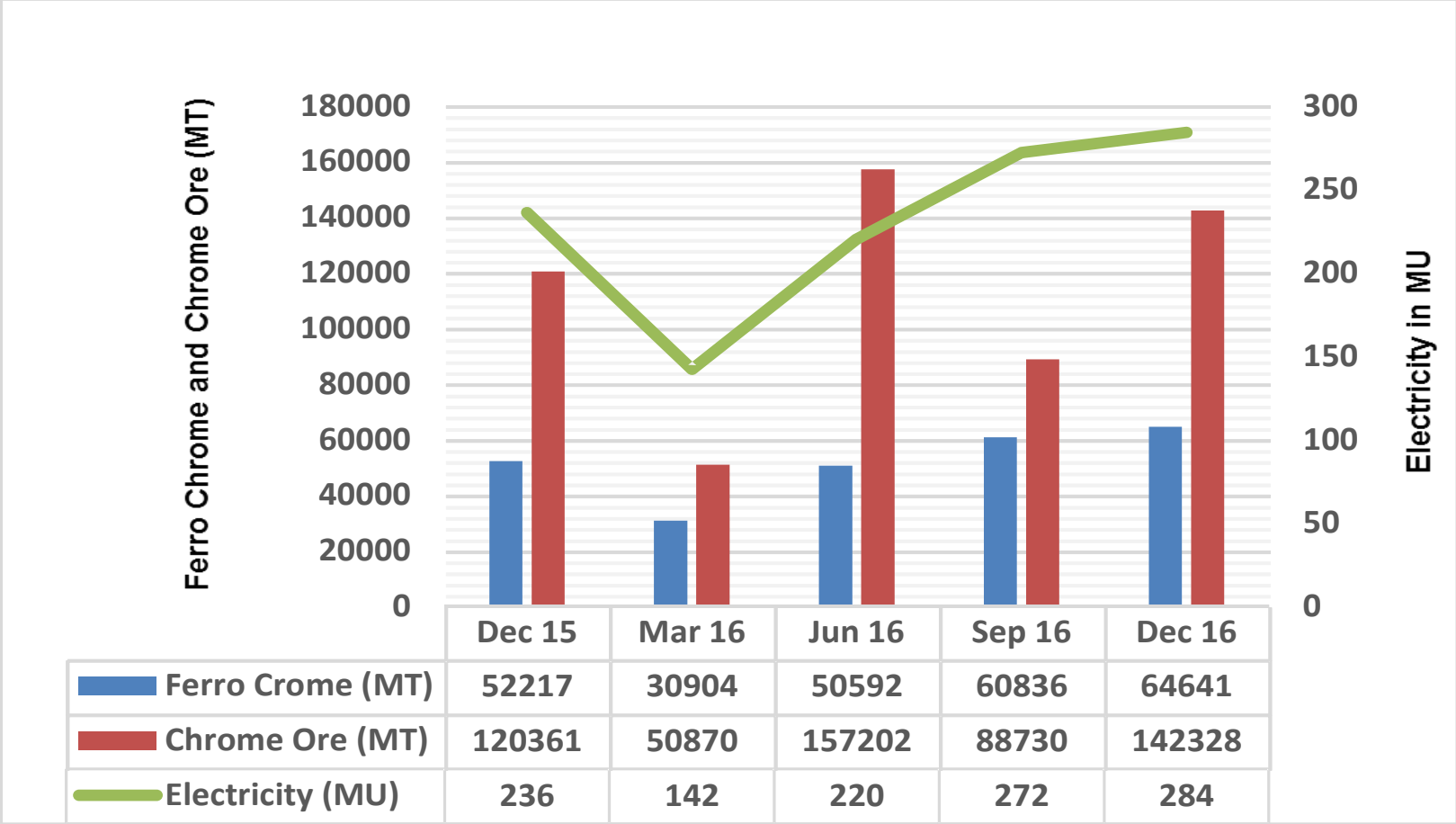
Financial Highlights—over past 5 quarters

Rs. in crore

Particulars	Q3FY17	Q2FY17	Q1FY17	Q4FY16	Q3FY16
	IND AS	IND AS	IND AS	IGAAP	IND AS
Total Income	462.00	387.58	253.29	203.86	335.35
EBITDA	140.56	111.76	2.78	(27.80)	40.30
EBITDA Margin(%)	30.42	28.84	1.10	(13.64)	12.02
EBIT	113.32	84.86	(24.04)	(58.74)	12.20
EBIT Margin(%)	24.53	21.89	(9.50)	(28.81)	3.64
PAT	63.87	42.31	(30.35)	(49.95)	2.75
PAT Margin(%)	13.82	10.92	(11.98)	(24.50)	0.82
EPS (in Rs)	24.51	16.29	(11.68)	(19.23)	1.06



Performance Snapshot



Contact Details

Prem Khandelwal

CFO & Company Secretary, IMFA Ltd

+91-99372 97021

pkhandelwal@imfa.in

Suman Das Sarma

+91-98200 51946

sumandas.sarma@ketchumsampark.com

