



REPCO HOME FINANCE LIMITED.
(Promoted by Repco Bank-Govt. of India Enterprise)
CIN :L6592TN2000PLC044655

RHFL/SE/35/2016-17

August 06, 2016

National Stock Exchange of India Limited,
Exchange Plaza,
Bandra Kurla Complex, Bandra (E)
Mumbai-400 051

BSE Limited
Phiroze Jeejeebhoy Towers
Dalal Street
Mumbai- 400001

Kind Attn: Listing Department

Dear Sir,

Sub: Investor Presentation on financial results for the Quarter ended 30 June 2016

We submit herewith a copy of the presentation on the financial performance of the Company for the quarter ended 30 June 2016.

This is submitted for your information and records.

Thanking You,

Yours Faithfully,

A handwritten signature in black ink, appearing to be "A. S. K.", written over the text "Yours Faithfully,".

Company Secretary

Corporate Office : 3rd Floor, Alexander Square, New No : 2 (Old No : 34 & 35) Sardar Patel Road, Guindy, Chennai - 600 032.
Phone : 044 - 42106650 Fax : 044 - 42106651 E-mail : co@repcohome.com, www.repcohome.com

Registered Office : 'REPCO TOWER', No : 33, North Usman Road, T.Nagar, Chennai - 600 017. Phone : 044-28340715 / 4037 / 2845

**Repco Home Finance
Limited
Earnings Presentation
Q1FY17**



Agenda



- ◆ **Q1FY17 Performance**

- ▶ Business summary.....
- ▶ Financial performance for Q1FY17.....
- ▶ Asset quality.....
- ▶ Diversified source of funding.....

- ◆ **Geographic Presence**

- ▶ Expanding footprint.....
- ▶ Region-wise loan book.....

- ◆ **Annexure**

Q1FY17 Performance

Business Summary



Repco Home Finance Limited

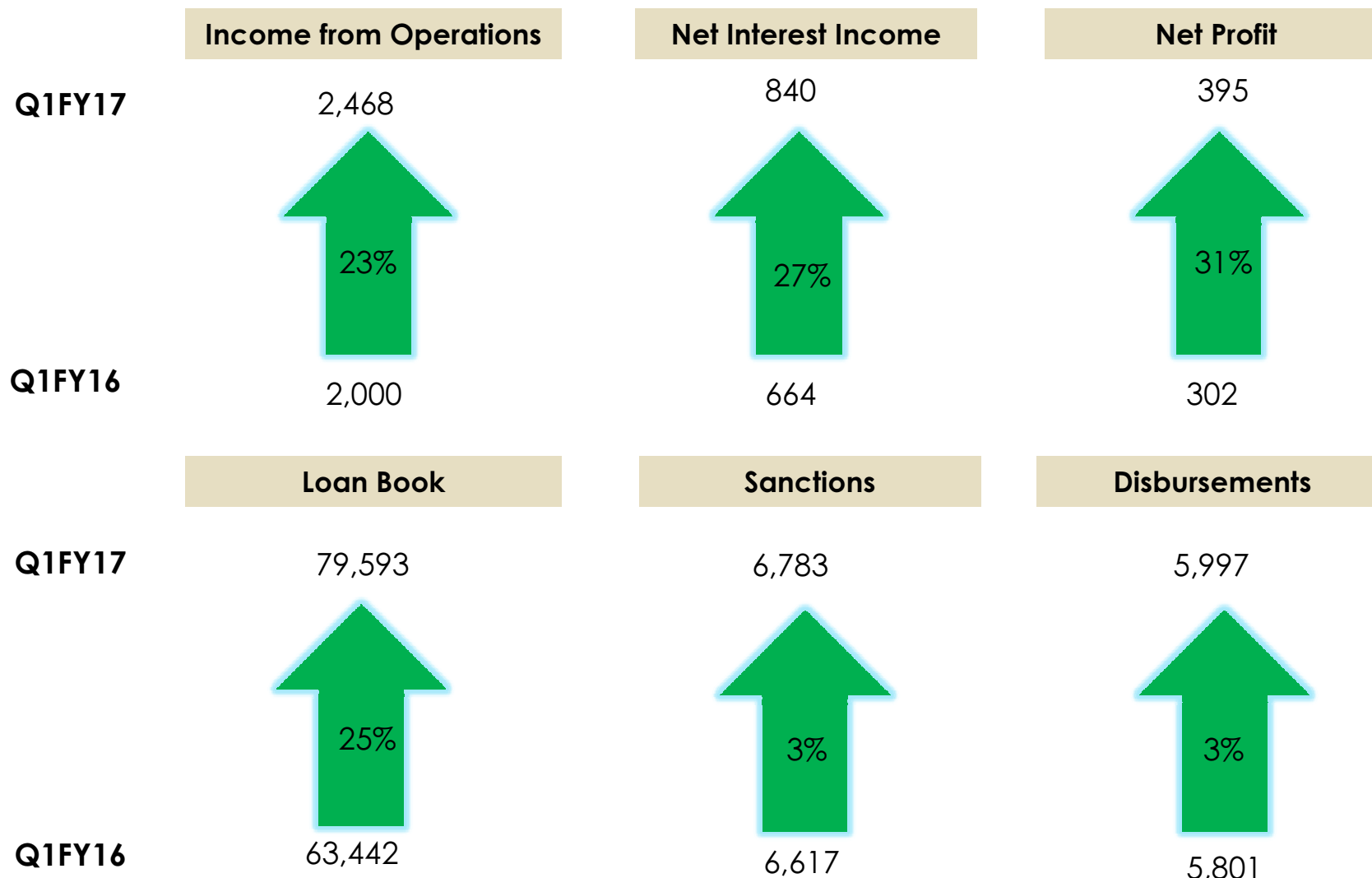
• Loans outstanding (June 30, 2016)	Rs. 79,593 mn
• Net worth (June 30, 2016)	Rs. 9,513 mn
• Average loan per unit	Rs. 1.3 mn
• Number of live accounts	69,012
• Current Employee Strength	625
• Capital Adequacy Ratio	20.05% (Provisional)
• Gross NPA (%) (June 30, 2016)	2.2%
• Net NPA (%) (June 30, 2016)	1.2%

Growth story continues in Q1FY17



Repco Home Finance Limited

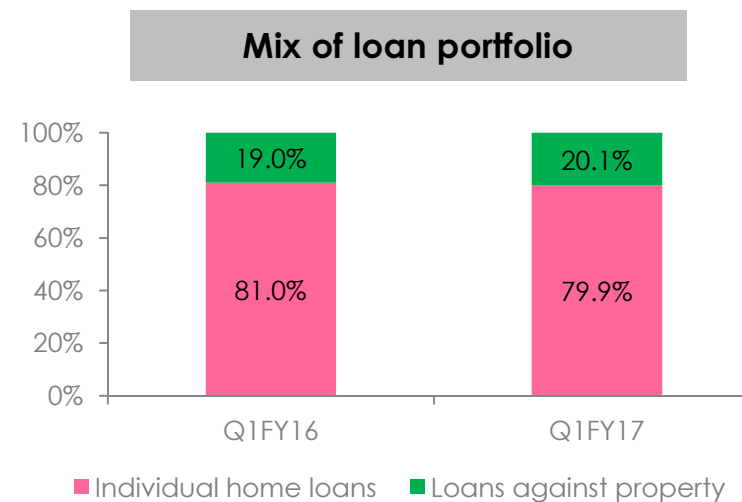
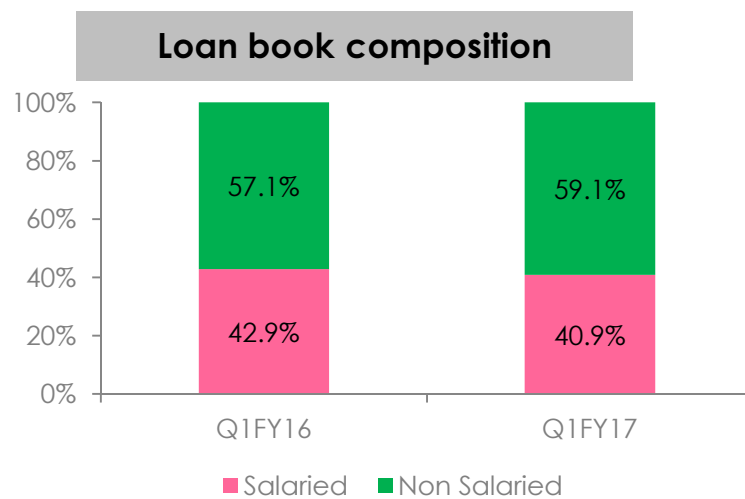
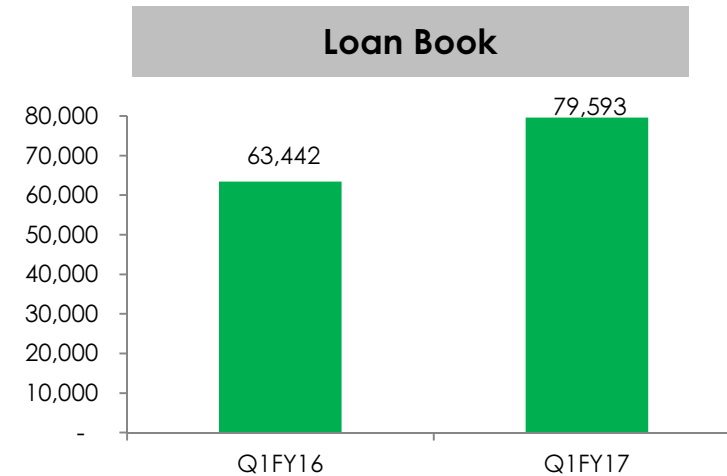
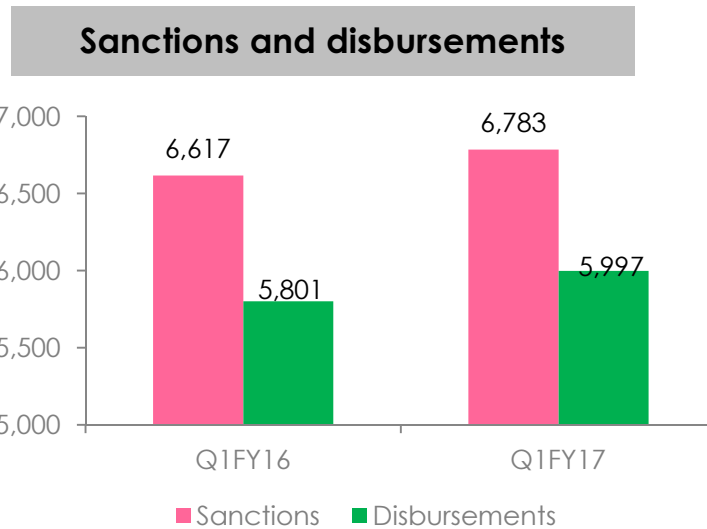
Figures in Rs million



Steady growth in loan book with healthy customer mix

Repco Home Finance Limited

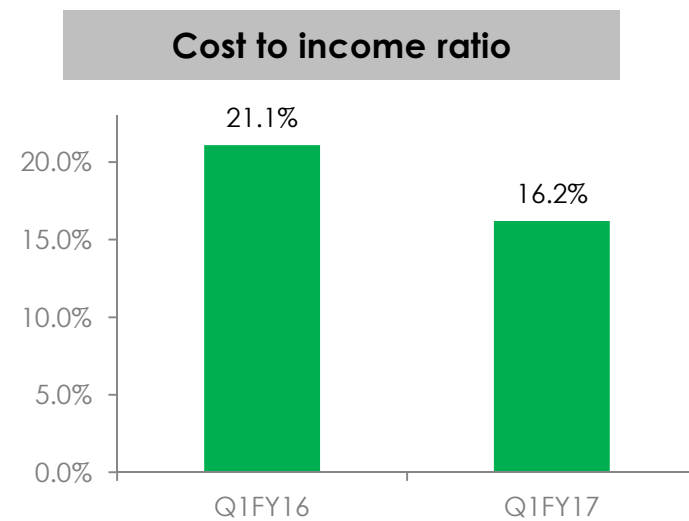
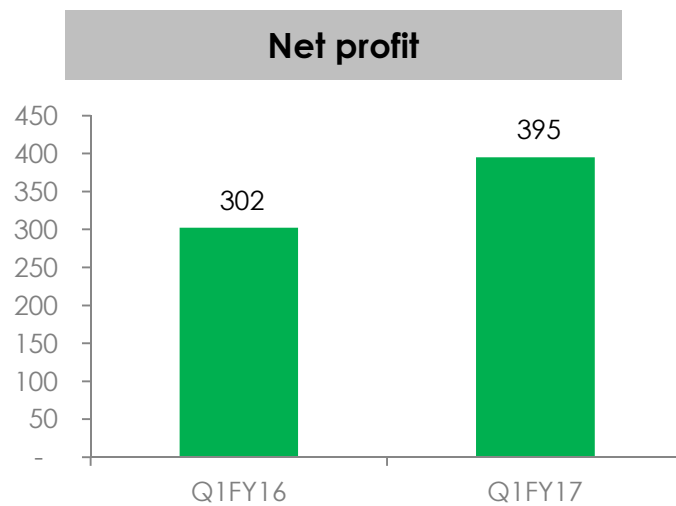
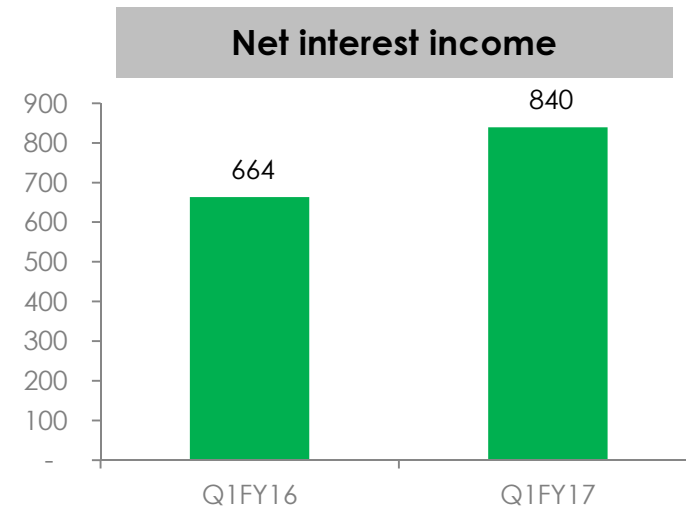
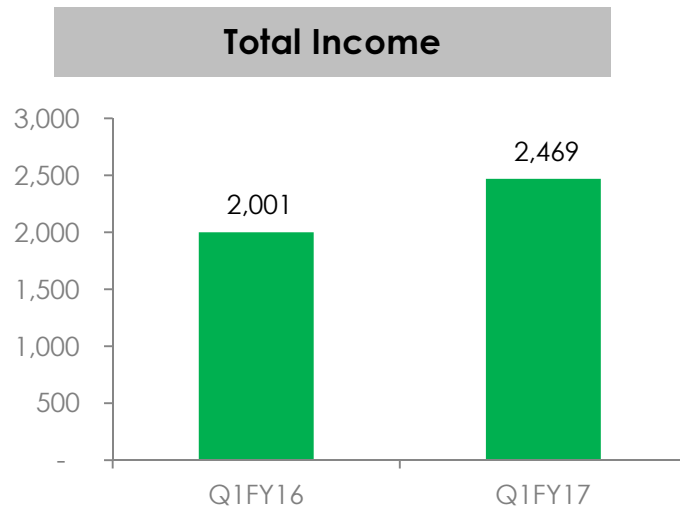
Figures in Rs million



Income and earnings growth

Repco Home Finance Limited

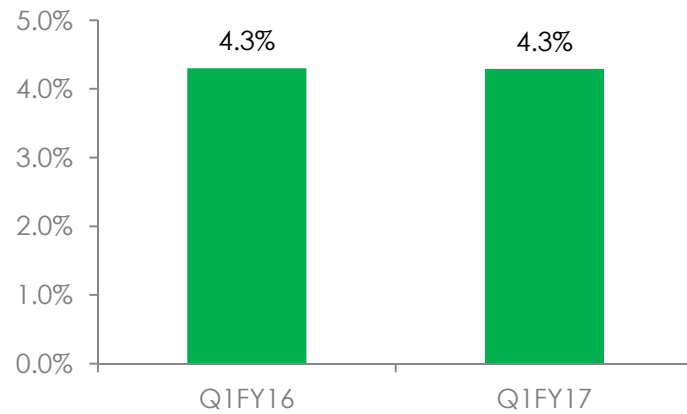
Figures in Rs million



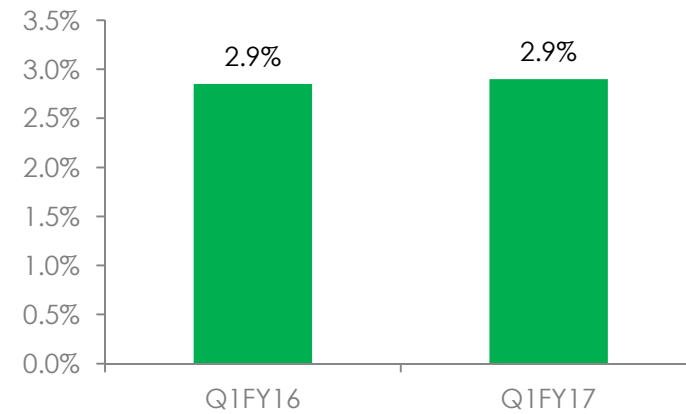
And steady profitability ratios

Repco Home Finance Limited

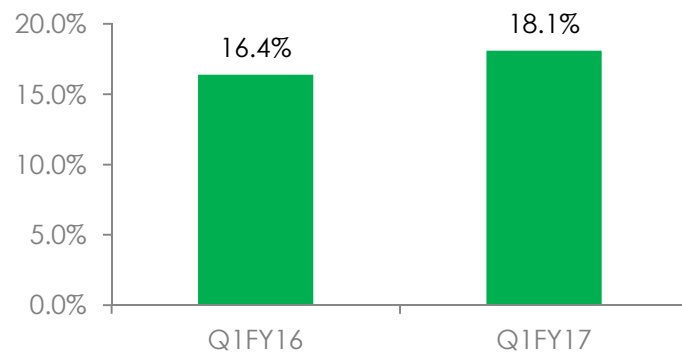
Net interest margin



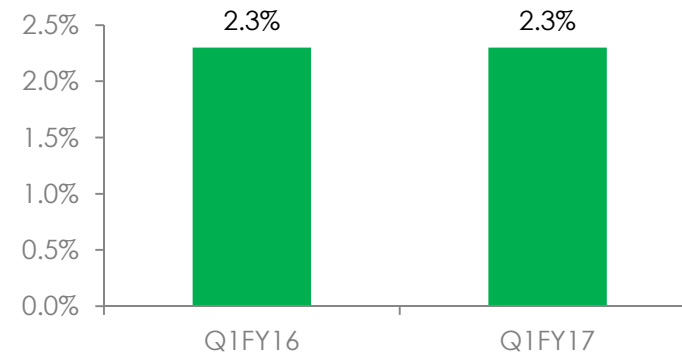
Spread



Return on average net worth (TTM)



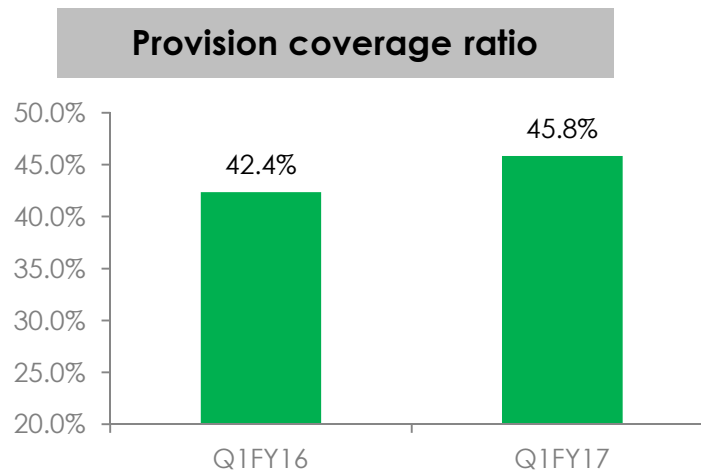
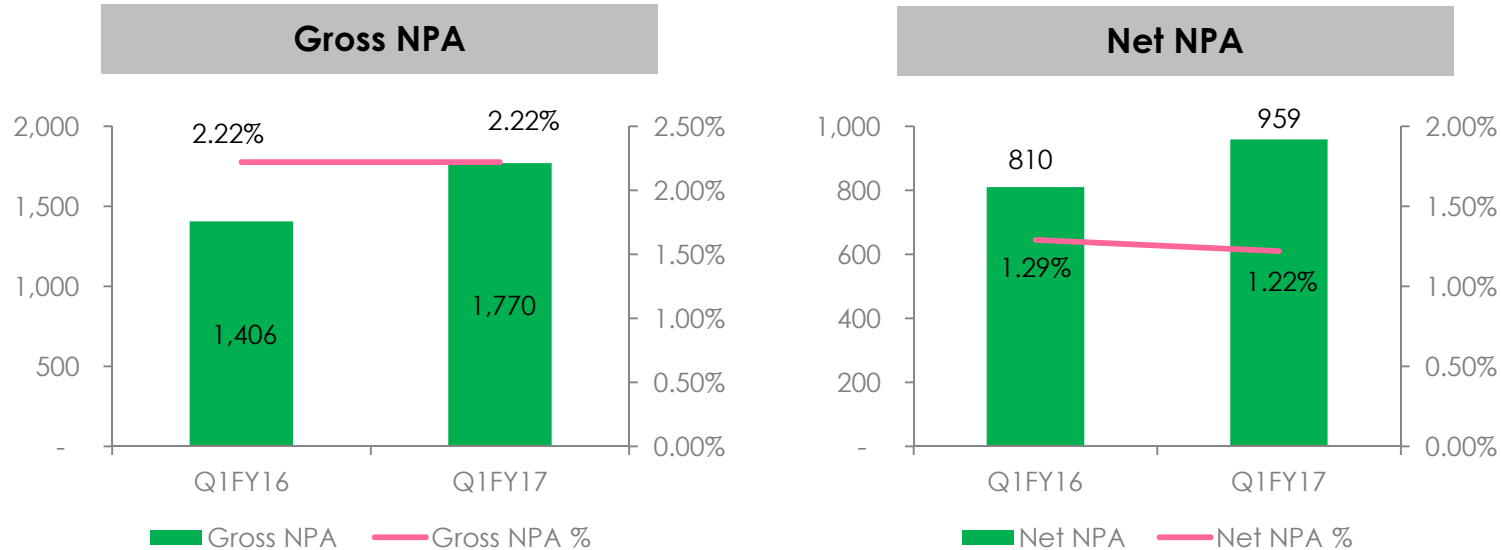
Return on average assets (TTM)



Asset quality & provisioning

Repco Home Finance Limited

Figures in Rs Million

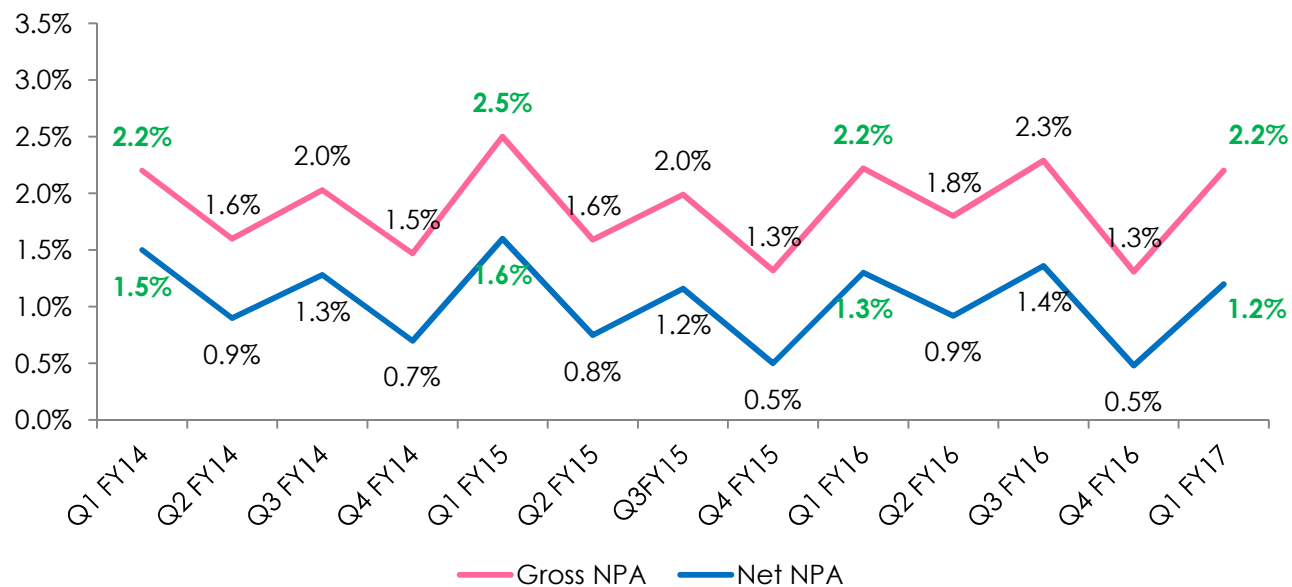


Stable asset quality



Repco Home Finance Limited

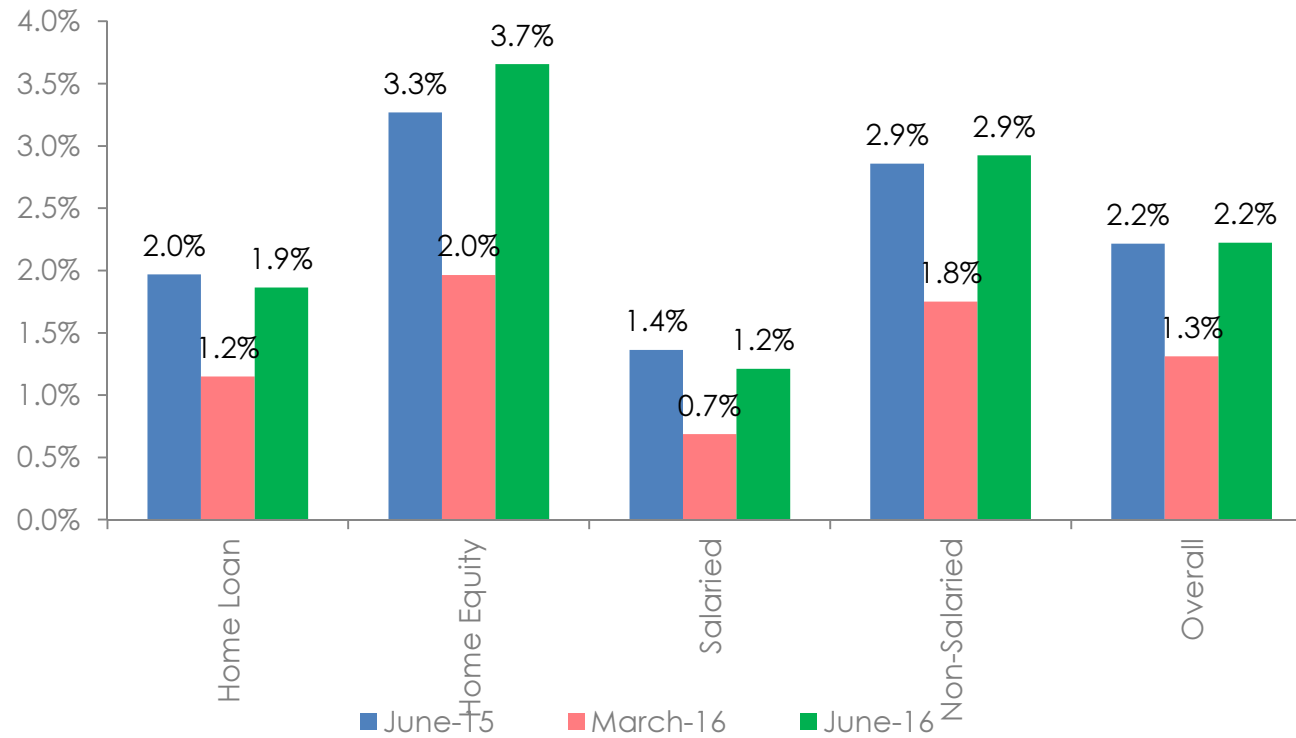
Movement in NPAs



- Stable asset quality despite material changes in loan book composition and mix over the last 3 years.

Mix/Product-wise asset quality

Repco Home Finance Limited

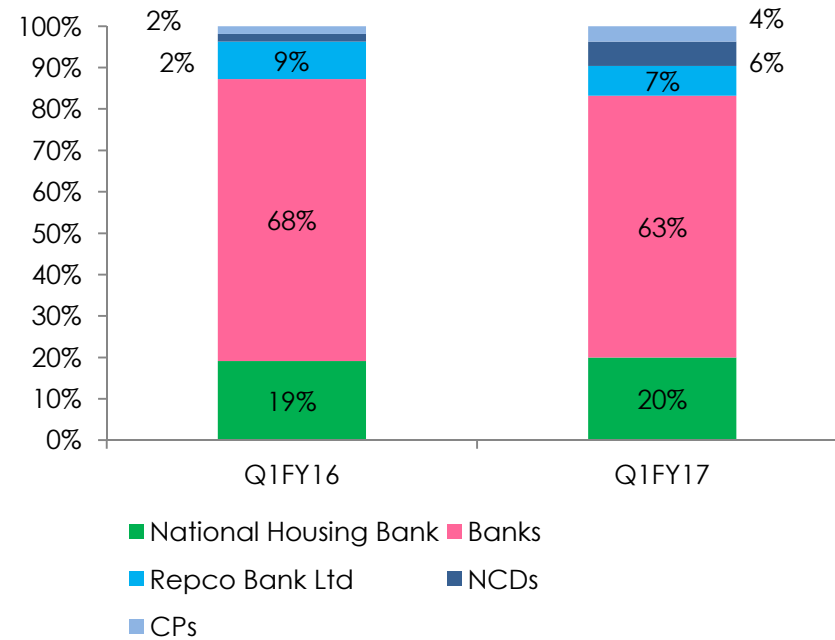


Diversified borrowing profile



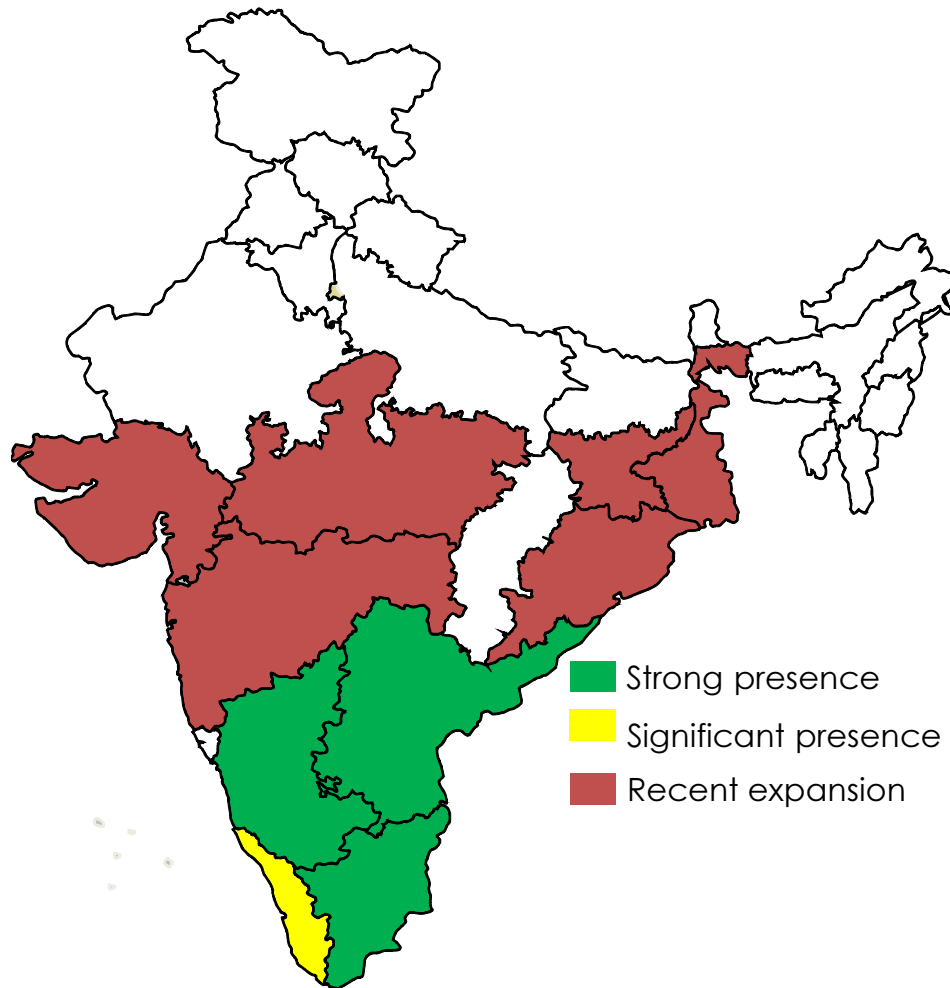
Repco Home Finance Limited

Source (Rs mn)	Q1FY16	Q1FY17	Change
National housing Bank	10,320	13,540	31%
Repco Bank	4,885	4,844	-1%
Commercial Banks	36,834	42,812	16%
NCDs	1,000	4,000	300%
CPs	1,000	2,500	150%
Total	54,038	67,696	25%



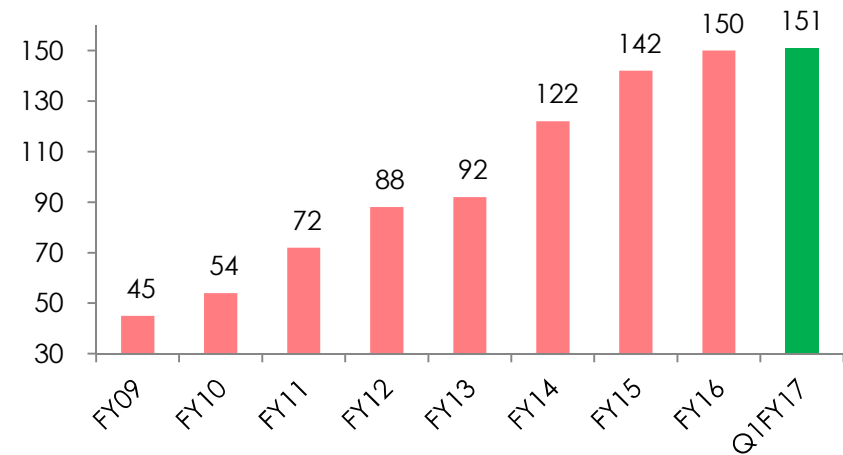
Geographic Presence

Expanding footprint

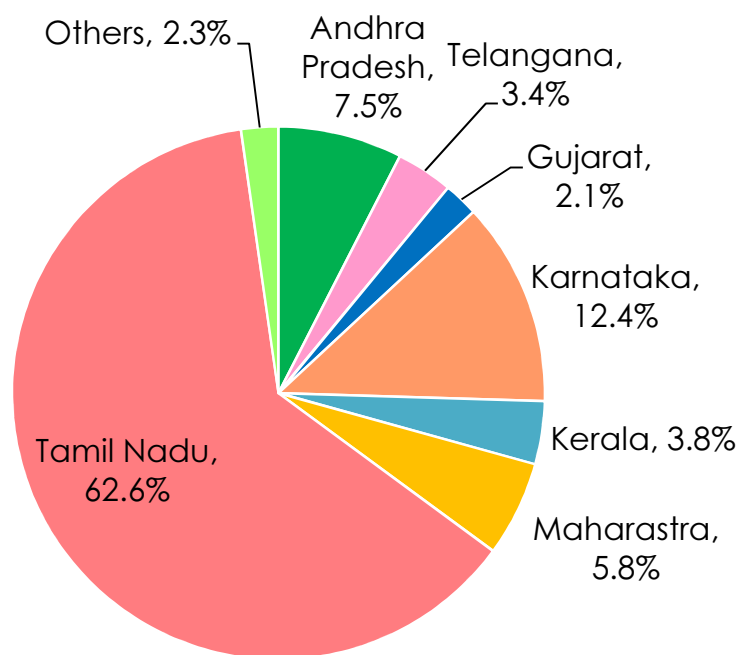


- ◆ Presence in 11 states and 1 Union Territory with 120 branches and 31 satellite centres
- ◆ Presence beyond South: branches in West Bengal, Orissa, Maharashtra, Gujarat, Madhya Pradesh and Jharkhand
- ◆ Focus in FY17 will be to increase penetration in existing regions.

Network Expansion



Region-wise loan book



Key States	Exposure	
	Q1FY16	Q1FY17
Andhra Pradesh & Telangana	12.0%	11.0%
Gujarat	1.8%	2.1%
Karnataka	12.4%	12.4%
Kerala	3.7%	3.8%
Maharashtra	5.4%	5.8%
Tamil Nadu	62.5%	62.6%
Others	2.2%	2.3%
Total	100.0%	100.0%

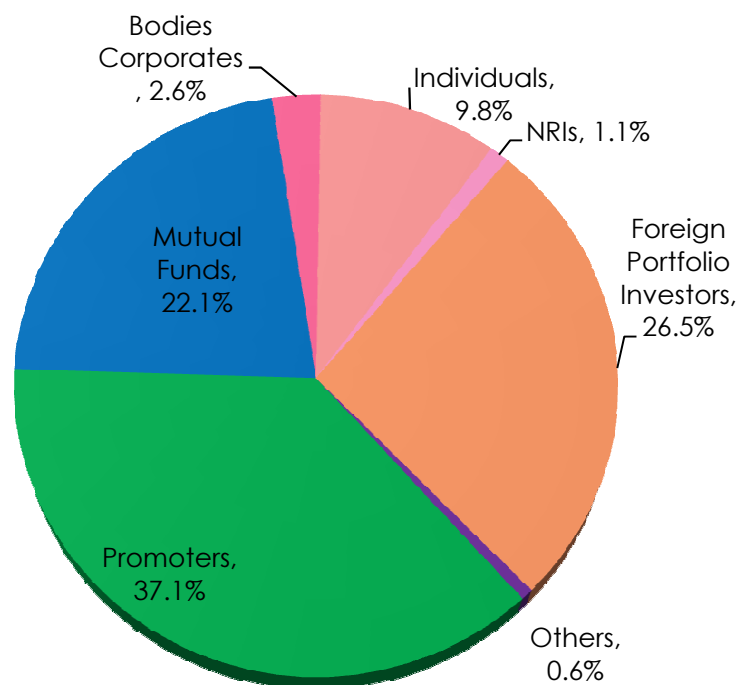
Annexure

Shareholding pattern



Repco Home Finance Limited

Outstanding shares – 62.54 mn



Major Non-Promoter Shareholders	% shareholding
Franklin Templeton Mutual - Indiaprima Fund	4.8%
Birla Sun Life Balanced 95 Fund	4.6%
SBI Magnum Multiplier Fund	4.5%
Parvest Equity India	3.8%
DSP Blackrock Micro Cap Fund	3.2%
Goldman Sachs India Fund Limited	2.6%
India Capital Fund Limited	2.5%
Nomura India Investment Fund Mother Fund	2.2%
TVF Fund Ltd	2.1%
Motilal Oswal Most Focused Midcap 30 Fund	1.5%
Alliance Bernstein India Growth (Mauritius) Limited	1.5%
Wasatch Emerging Markets Small Cap Fund	1.2%
BNP Paribas Equity Fund	1.1%
California Public Employees Retirement System, Sel	1.0%

Profit and loss statement

Repco Home Finance Limited

(Rs. million)	Q1 FY17	Q1 FY16	YoY (%)	Q4 FY16	QOQ (%)	FY16	FY15	YoY (%)
Income:								
Revenue from operations	2,468	2,000	23%	2,400	3%	8807	6922	27%
Other Income	1	1	44%	3	-64%	12	8	41%
Total Income	2,469	2,001	23%	2,403	3%	8,818	6,930	27%
Expenses:								
Interest and other Financial Charges	1,549	1,271	22%	1,456	6%	5483	4318	27%
Employee benefit expense	98	103	-5%	88	11%	409	335	22%
Depreciation and amortization expense	8	10	-22%	12	-34%	41	29	43%
Other expenses	43	40	5%	53	-19%	192	183	5%
Provision for Non-Performing Assets	170	102	66%	109	57%	293	140	108%
Contingency Provisions against Standard Assets	8	11	-23%	28	-71%	95	62	55%
Bad-Debts Written Off	1	0	100%	3	-56%	3	1	157%
Provision for diminution in value of Investments	0	0	0%	1	100%	1	0	100%
Total Expenses	1,878	1,538	22%	1,749	7%	6,518	5,068	29%
Profit before tax	592	463	28%	650	-9%	2301	1862	24%
Tax expense:								
Current tax	225	169	33%	187	20%	742	559	33%
Deferred Tax	-28	-8	260%	40	-170%	58	72	-19%
Net Profit	395	302	31%	422	-6%	1501	1231	22%

Key metrics



Repco Home Finance Limited

Particulars	Units	Q1FY16	Q4FY16	Q1FY17
Outstanding Loan Book	Rs. Mn	63,442	76,912	79,593
Sanctions	Rs. Mn	6,617	9,342	6,783
Disbursements	Rs. Mn	5,801	8,975	5,997
Income from Operations	Rs. Mn	2,000	2,400	2,468
Net Interest Income	Rs. Mn	664	856	840
PAT	Rs. Mn	302	422	395
Networth	Rs. Mn	8,125	9,162	9,513
Yield on assets	%	12.5%	12.2%	12.2%
Cost of funds	%	9.7%	9.2%	9.3%
Spread	%	2.9%	3.0%	2.9%
Gross NPA	%	2.2%	1.3%	2.2%
Net NPA	%	1.3%	0.5%	1.2%
<u>Loan Book Composition:</u>				
Salaried	%	42.9%	41.2%	40.9%
Non-Salaried	%	57.1%	58.8%	59.1%
Home Loans	%	81.0%	80.2%	79.9%
Loans against property	%	19.0%	19.8%	20.1%

For any Investor Relations queries, please contact:

V. Raghu, Executive Director/

Bala , Investor Relations

Repco Home Finance Limited

Phone: +91 44 42106650

Email: ed_vr@repcohome.com

bala@repcohome.com

Safe Harbor:

This presentation may have certain statements that may be “forward looking” including those relating to general business plans and strategy of Repco Home Finance Ltd., (RHFL), its future outlook and growth prospects. The actual results may differ materially from these forward looking statements due to a number of risks and uncertainties which could include future changes or developments in RHFL, the competitive environment, the company’s ability to implement its strategies and initiatives, respond to technological changes as well as sociopolitical, economic and regulatory conditions in India.

All financial data in this presentation is obtained from the audited financial statements and the various ratios are calculated based on these data. This presentation does not constitute a prospectus, offering circular or offering memorandum or an offer, invitation or a solicitation of any offer, to purchase or sell, any shares of RHFL and should not be considered or construed in any manner whatsoever as a recommendation that any person should subscribe for or purchase any of RHFL’s shares. None of the projection, expectations, estimates or prospects in this presentation should be construed as a forecast implying any indicative assurance or guarantee of future performance, nor that the assumptions on which such future projects, expectations, estimates or prospects have been prepared are complete or comprehensive .

This presentation is for information purposes only. This document and its contents should not be forwarded or delivered or transmitted in any manner to any person other than its intended recipients, and should not be reproduced in any manner whatsoever. The recipients further represents and warrants that : (i) It is lawfully able to receive this presentation under the laws of the jurisdiction in which it is located, and / or any other applicable laws, (ii) It is not a U.S. person, (iii) This presentation is furnished to it, and has been received, outside of the United States, and (iv) It will not reproduce, publish, disclose, redistribute or transmit this presentation, directly or indirectly, into the United States or to any U.S. person either within or outside of recipient’s organisation.