



PearlGlobal

PGIL/SE/2016-17/16

Date: August 22, 2016

THE GENERAL MANAGER,
DEPARTMENT OF CORPORATE SERVICES - CRD
BSE LIMITED
1ST FLOOR, NEW TRADING RING
ROTUNDA BUILDING, P. J. TOWERS
DALAL STREET, FORT,
MUMBAI – 400 001

THE GENERAL MANAGER,
LISTING DEPARTMENT
NATIONAL STOCK EXCHANGE OF INDIA LTD.
"EXCHANGE PLAZA", PLOT NO. C- 1,
G- BLOCK,
BANDRA - KURLA COMPLEX,
BANDRA (E),
MUMBAI - 400 051

Reg: Scrip Code: BSE-532808; NSE - PGIL;

SUB: Investor Presentation for quarter ended 30.06.2016

Dear Sir/Madam,

Please find attached herewith financial update for the quarter ended June 30, 2016 for investors of the Company.

You are requested to please update the same and obliged.

Thanking you,

Yours faithfully,
for **Pearl Global Industries Limited**

(Sandeep Sabharwal)
Company Secretary

Encl: As above

Pearl Global Industries Limited ←

Corp. Office : Plot No. 51, Sector-32, Gurgaon-122001 Haryana (INDIA)
Tel.: +91-124-4651000, Fax : +91-124-4651010. Website: www.pearlglobal.com

CIN : L74899DL1989PLC036849

Regd. Office: A-3, Community Centre, Naraina Industrial Area, Phase-II, New Delhi-110028



PEARL GLOBAL INDUSTRIES LIMITED

**Q1 FY17
RESULTS UPDATE**
August 2016

Private & Confidential

SAFE HARBOR STATEMENT

This presentation and the following discussion may contain “forward looking statements” by Pearl Global Industries Limited (“Pearl Global” or “PGIL”) that are not historical in nature. These forward looking statements, which may include statements relating to future results of operations, financial condition, business prospects, plans and objectives, are based on the current beliefs, assumptions, expectations, estimates, and projections of the management of Pearl Global about the business, industry and markets in which it operates.

These statements are not guarantees of future performance, and are subject to known and unknown risks, uncertainties, and other factors, some of which are beyond Pearl Global’s control and difficult to predict, that could cause actual results, performance or achievements to differ materially from those in the forward looking statements. Such statements are not, and should not be construed, as a representation as to future performance or achievements of Pearl Global. In particular, such statements should not be regarded as a projection of future performance of Pearl Global. It should be noted that the actual performance or achievements of the company may vary significantly from such statements.

DISCUSSION SUMMARY

- **Q1 FY17 Results Analysis**
- **Consolidated Financials**
- **Company Overview**
- **Business Outlook**
- **Future Growth Opportunity – E-Retail Initiative “SBUYS”**
- **Shareholding Structure**

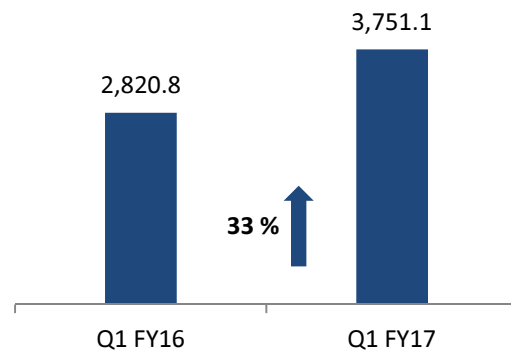


Q1 FY17 RESULT HIGHLIGHTS

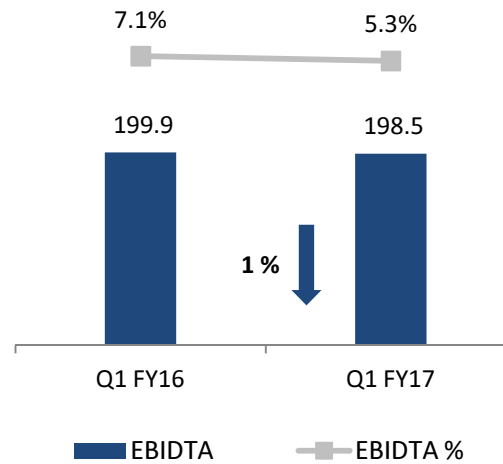
In Rs Mn

Q1 FY17 YoY ANALYSIS

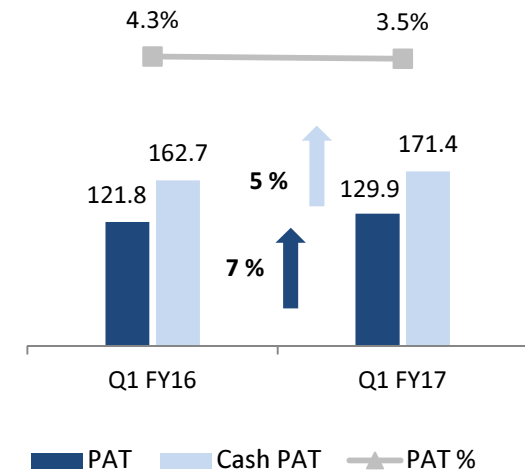
REVENUES



EBITDA & EBITDA MARGIN %



PAT & PAT MARGIN %



Q1 FY17 RESULT ANALYSIS

FINANCIAL UPDATE:

- Q1 FY17 revenues increased by 33.0% YoY driven by strong growth in demand.
 - Overall capacity utilisation improved from 70% in Q1 FY16 to 75% in Q1 FY17.
 - All three manufacturing facilities – India, Bangladesh and Indonesia, witnessed strong activity.
 - In Bangladesh, the company had to rely on outsourced manufacturing facilities (pre-approved by customers) for executing the increased number of orders on time and meeting strict delivery schedules.
- Q1 FY17 gross margin declined YoY from 47.3% to 45.9% primarily due to higher share of traded goods procured from outsourced manufacturing facilities in Bangladesh as discussed above.
 - The amount of purchased goods increased from Rs 118.3 mn in Q1 FY16 to Rs 432.5 mn in Q1 FY17. Since the gross margin on traded goods is around 5%, the overall gross margin declined.
- Q1 FY17 EBITDA marginally declined by 0.7% YoY. EBITDA margin declined from 7.1% to 5.3%.
 - Employee expenses increased as the company is currently adding workforce as a part of its expansion at Gurgaon and Chennai.
 - Other expenses increased due to –
 - Higher manufacturing (conversion) costs in proportion with higher revenues
 - Additional overheads as a part of expansion at Gurgaon and Chennai
 - Higher overheads at newly commissioned Bangalore facility which is in process of getting stabilised
- Q1 FY17 interest expense declined by 11.5% from Rs 56.1 mn to Rs 49.7 mn.
- Q1 FY17 PAT after minority interest increased by 6.6% YoY.

CONSOLIDATED PROFIT & LOSS STATEMENT

Particulars (In Rs Mn)	Q1 FY17	Q1 FY16	YoY %	FY16
Total Income from Operations	3,751.1	2,820.8	33.0%	13,934.2
Cost of Goods Sold	2,028.8	1,487.7	36.4%	7,931.2
Cost of Material Consumed	1,569.4	1,489.1	5.4%	6,031.0
Purchase of stock-in-trade	432.5	118.3	265.7%	1,834.0
Changes in FG inventories, WIP and stock-in-trade	26.9	-119.7	122.5%	66.2
Gross Profit	1,722.4	1,333.1	29.2%	6,003.0
Gross Margin %	45.9%	47.3%	-134bps	43.1%
Employee Expenses	577.3	473.6	21.9%	2,063.2
Other Expenses	946.6	659.6	43.5%	3,333.9
EBITDA	198.5	199.9	-0.7%	605.9
EBITDA Margin %	5.3%	7.1%	-179bps	4.3%
Depreciation	41.5	41.0	1.3%	168.6
Other Income	67.3	48.6	38.4%	251.8
Finance Cost	49.7	56.1	-11.5%	205.5
PBT	174.6	151.4	15.3%	483.6
Exceptional items	0.0	-1.2	-	-10.9
Tax Expense	39.9	33.8	18.1%	107.3
PAT	134.7	116.4	15.7%	365.4
Share of Profit/Loss of associates	-	-	-	-
Minority Interest	-4.8	5.4	-	1.3
PAT after minority interest and share of profit of associate	129.9	121.8	6.6%	366.6
PAT Margin %	3.5%	4.3%	-86bps	2.6%
Earnings Per Share (EPS)	5.99	5.62	6.6%	16.92

CONSOLIDATED BALANCE SHEET STATEMENT

Particulars (Rs Mn)	FY15	FY16
Share Holders' Funds:		
Equity share capital	216.6	216.6
Reserves and Surplus	2,957.6	3,242.2
Total of Shareholder funds	3,174.3	3,458.8
Minority Interest	98.4	94.4
Non-current liabilities:		
Long term Borrowings	138.9	193.2
Deferred tax liabilities (Net)	-	-
Other Long Term Liabilities	413.3	405.6
Long Term Provisions	46.8	63.1
Total of Non-current liabilities	599.0	661.9
Current liabilities:		
Short-term borrowings	1,459.9	1,743.3
Trade payables	1,658.2	1,822.2
Other current liabilities	292.1	464.4
Short-term provisions	60.6	1.2
Total of Current liabilities	3,470.8	4,031.1
Total Assets	7,342.5	8,246.3

Particulars (Rs Mn)	FY15	FY16
Non-current assets:		
Fixed Assets	2,076.2	2,150.2
Goodwill on Consolidation	83.2	56.1
Non-current investments	0.5	0.6
Deferred Tax Assets (Net)	27.3	38.8
Long-term loans and advances	431.8	343.0
Trade Receivables	15.5	7.7
Other non-current assets	36.2	25.8
Total non-current assets	2,670.8	2,622.1
Current assets:		
Current Investments	111.8	192.2
Inventories	1,747.7	1,737.9
Trade receivables	1,193.2	1,806.7
Cash and bank balances	944.0	1,307.5
Short-term loans and advances	389.2	394.3
Other Current Assets	285.8	185.5
Total Current Assets	4,671.7	5,624.1
Total Assets	7,342.5	8,246.3

COMPANY OVERVIEW

Business Overview

- The erstwhile business of Pearl Global consisted of manufacturing, trading, marketing & distribution and exports of readymade garments.
- The Company decided to segregate its global marketing, sourcing & distribution business from its garment manufacturing business. The Scheme of Demerger of M/s PDS Multinational Fashions Limited from M/s PGIL was approved by Hon'ble High Court at Delhi on May 13, 2014.
- The existent company is purely engaged in manufacturing and exports of readymade garments.

Multi-Location Multi-Product Capabilities

- Well-diversified and de-risked manufacturing base across India, Indonesia and Bangladesh.
- Capacity of around 5.18 million garments per month (including own and outsourced facilities).
- Broad product range - knits, woven and bottoms (basic and complex designs) across men, women and kids wear segments.

Strong Global Clientele

- Single preferred vendor meeting various product requirements of its customers. This further enables it to expand its business from existing customers.
- Global Clientele - 23 retailers with major thrust in USA and Europe, e.g. GAP, Banana Republic, Kohl's, Macy, Ralph Lauren, Tom Tailor, Next, Primark to name a few.

SBUYS New E-Retail Initiative

- Forward integration into online fashion apparel retailing under the brand "SBUYS".
- Offer in-house online retail portal "SBUYS.IN".
- Leverage leading online retail platforms like Flipkart, Snapdeal, Jabong, Myntra, Fashion and You, Hopscotch, Amazon etc.

GLOBAL SOLUTION PARTNER TO THE WORLD'S APPAREL INDUSTRY

Presence in UK / USA, through which we provide better market intelligence and higher service levels at retailer's door step.

NEW YORK

Excellent infrastructure for sampling and product design. Exclusive facilities with over 9,000 dedicated machines. 75 experienced designers working across India, HK and Indonesia.

UNITED KINGDOM

DELHI

DHAKA

HONKONG

JAKARTA

BANGALORE

CHENNAI

INDIA	BANGLADESH	INDONESIA
High fashion and value added products at quick turn around with competitive prices	Basic and Fashion basic products at compelling prices from our 100% owned facilities	Clean, career products at competitive prices with advantageous lead times

MULTI-COUNTRY MANUFACTURING PRESENCE

Global Manufacturing Facilities & Capabilities



INDIA

- Core centre for cotton fabrics.
- Specialization in handmade wovens & knitwears.
- Strong industry backward linkages.
- Easy availability of low cost labour, abundant raw material supply and stable political scenario .



BANGLADESH

- Core centre for knitwears.
- Large and highly skilled apparel workforce.
- Most competitive cost structure.
- Strong industry backward linkages.
- Excellent quality stitching and garment washing capabilities.



INDONESIA

- Core for cotton & synthetic fabrics.
- Highly skilled craftsmanship.
- Faster lead time than Bangladesh.
- Strong industry backward linkages.
- Low labour costs, stable political scenario, raw material availability, strict labour regulations.

RECENT STRATEGIC MANOEUVRES TO ENABLE PEARL GLOBAL TO BUILD A MORE EFFECTIVE SUPPLY CHAIN FOR ITS CLIENTS

- Pearl Global's new Bangladesh factory was set up recently with in-house knitting.
- Pearl has entered into strategic commitments with best dyeing mills in Bangladesh for dedicated capacities.
- Pearl India formed a strategic partnership with large North India mill for cotton and rayon fabrics. We have committed to 1.0 million yards per month.

VERTICALLY INTEGRATED MANUFACTURING

VERTICALLY INTEGRATED MANUFACTURING CAPACITY

Location	Products	Factories	Machines	Total Capacity Mn Pieces / Month
North India	Woven Soft Sep	2	1,800	0.65
Indonesia	Woven Soft Sep	2	1,100	0.35
South India	Woven Soft Sep	5	1,600	0.43
Bangladesh	Woven Soft Sep	1	400	0.20
Total Woven Soft Separates		10	4,900	1.63
North India	Knits	1	1,100	0.60
Bangladesh	Knits	2	1,000	1.00
Total Knits		3	2,100	1.60
Bangladesh	Woven Bottoms	1	1,000	0.30
Bangladesh	Woven Bottoms	1	1,000	0.30
Total Woven Bottoms		2	2,000	0.60
Grand Total		15	9,000	3.83

EFFECTIVE SUPPLY CHAIN MANAGEMENT

- Strategic tie-ups with dyeing mills in Bangladesh.
- Strategic tie-ups with rayon and cotton fabric mills (1.0mn yards/month) in North India.

HIGH QUALITY PROCESSING INFRASTRUCTURE

- In-house hand-work setup in North India.
- One of the largest in-house embroidery capacity with 500 installed heads in North India and another 100 installed heads in Bangladesh.
- In-house washing capacity 50,000 pcs/day in North India & 35,000 pcs/day in Bangladesh.
- Garment dyeing facility with a capacity of 10,000 pcs/day in Bangladesh.

**All facilities are fully compliant with local health, safety & labour regulations.
All facilities are approved by top retailer customers.**

MULTI-PRODUCT OFFERINGS

MULTI-LOCATION PRESENCE PROVIDES AN COMPETITIVE EDGE TO MEET THE COMPLEX & DIVERSE PRODUCT DESIGN REQUIREMENTS OF THE LEADING GLOBAL RETAILERS

Pearl Global's Diverse Presence and Product Specialisations	
Region	Product Offering Specialization
India - Rajasthan (Access through third parties)	➡ Handblock printing, hand embroidery, bead work
India - NCR, Delhi	➡ High fashion cotton knitwear & wovens
India - Bangalore & Chennai	➡ Basic & fashion wovens & knitwear
Bangladesh	➡ Knitwears, basic shirts, jackets, bottom weights
Indonesia	➡ High fashion polyester knitwear & wovens

Garment manufacturing skills are highly region specific

Pearl Global's value addition offerings:

- Machine and handmade embroidery, hand work, bead work, tie & dye designs, printing, garment washing, garment dyeing etc.

APPROVED VENDOR TO GLOBAL BRANDS



ANN TAYLOR NORDSTROM

PRIMARK®

next



BANANA REPUBLIC



GANT

Bershka



celio*

Target Australia

BUSINESS OUTLOOK

Preferred Vendor to Global Brands & Retailers

- Multi-product offerings, multi-location diversified & vertically integrated manufacturing base, strong design capabilities and strong quality compliance systems.

Asset Light & Scalable Business Model

- High operational flexibility & scalability as the manufacturing operations can be quickly scaled up / down in response to changing apparel demand scenario.
- Optimal capacity utilisation can generate high ROCE.

Focus on Improvement in Capacity Utilisation

- Capacity Rationalisation through diversification into new geographies:
- Focus on diversifying into other geographies like Australia, UK, Germany, Canada, Mexico, Chile, South Africa.

Capacity Expansion Plan

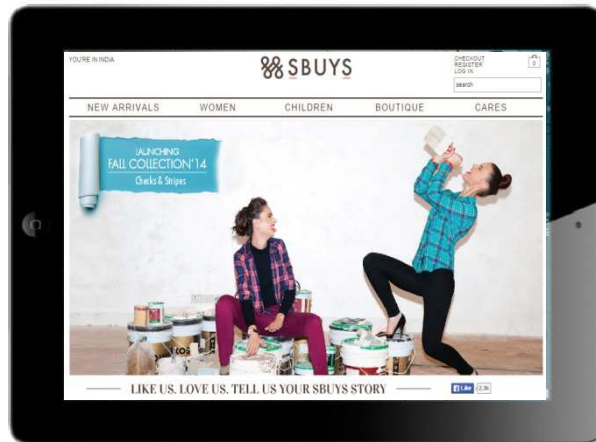
- Expanded capacities in Chennai and Bangalore to become fully operational in FY17.
- Diversify business risk and capitalise on improving global apparel demand.

Future Growth Opportunity E-Retail Initiative "SBUYS"

- Forward integration into online fashion apparel retailing under the brand "SBUYS".
- Leverage strong knowledge of fashion apparels and offer latest trends and designs across womenswear and kidswear segments.

FUTURE GROWTH OPPORTUNITY – E-RETAIL INITIATIVE “SBUYS”

**Pearl Global
has forward integrated into
online fashion apparel retailing
under the brand “SBUYS”**



SBUYS – E-RETAIL STRATEGY

Business Growth Opportunity

- Forward integration into online fashion apparel retailing under the brand “SBUYS”.
- Online retailing is a high-growth space and offers strong potential to build a business model with healthy margin profile.

Business Rationale

- Leverage its strong knowledge & understanding of fashion apparels –
 - Multi-location presence & multi-product expertise.
 - In-house design team.
 - Strong global apparel brand relationships.
 - Early insights into latest global apparel trends and designs across womenswear and kidswear segments.
- Offer international fashion clothing to Indian consumers at best possible prices.

Business Strategy

- Offer in-house online retail portal “SBUYS.IN”.
- Leverage Tie-Ups with leading online retail platforms like Flipkart, Snapdeal, Jabong, Myntra, Fashion and You, Hopscotch, Amazon etc.

SHAREHOLDING STRUCTURE

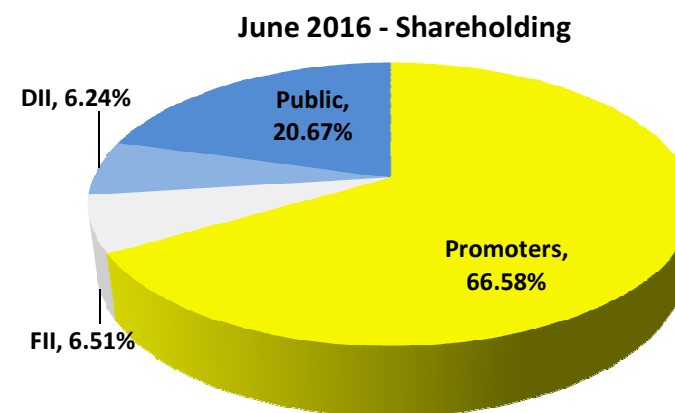
Shareholding %	Jun-16	Mar-16	Dec-15	Sep-15	Jun-15
Promoters	66.58%	66.58%	66.58%	66.58%	66.58%
FII	6.51%	6.51%	6.58%	5.50%	5.53%
DII	6.24%	6.29%	6.29%	6.42%	6.42%
Public	20.67	20.62%	20.55%	21.50%	21.47%
Total No. of Shares (mn)	21.66	21.66	21.66	21.66	21.66

Source - BSE

Key Institutional Investors at March-16	% Holding
Premier Investment Fund	4.85%
Reliance Capital	3.76%
LTS Investment Fund	1.66%
GIC of India	1.18%
LIC of India	1.05%

Source - BSE

Market Data	As on 12.08.16 (BSE)
Market capitalization (Rs Mn)	4,631.7
Price (Rs.)	213.8
No. of shares outstanding (Mn)	21.66
Face Value (Rs.)	10.0
52 week High-Low (Rs.)	184.0 – 259.0



Source - BSE

FOR ANY FURTHER QUERIES PLEASE CONTACT -

THANK YOU



Mr. Rajkumar Chawla
Chief Finance Officer
Pearl Global Industries
Email – rajkumar.chawla@pearlglobal.com
Contact No – +91 8447594225



Mr. Nilesh Dalvi / Mr. Kapil Jagasia
IR Consultant
Email – nilesh.dalvi@dickensonir.com
kapil.jagasia@dickensonir.com
Contact No. +91 9819289131 / 9819033209