



18<sup>th</sup> May, 2016

IMFA Building  
Bhubaneswar -751010  
Odisha, India

Corporate Identity No.  
L27101OR1961PLC000428

TEL +91 674 3051000  
+91 674 2580100  
FAX +91 674 2580020  
+91 674 2580145

mail@imfa.in

www.imfa.in

The Deputy General Manager  
(Corporate Services)  
BSE Limited  
Floor 25, P.J. Towers,  
Dalal Street, Fort  
MUMBAI-400001  
**Stock Code: 533047**

Dear Sir,

Further to our letter dated 7<sup>th</sup> May 2016, the investor call was held today at 4.00 PM and the investor presentation is enclosed herewith which may kindly be taken on record.

Thanking you

Yours faithfully  
For INDIAN METALS & FERRO ALLOYS LTD

(PREM KHANDELWAL)  
CFO & COMPANY SECRETARY

# IMFA Investor Update

## Q4 & FY16

May 18, 2016



# Contents

Company Overview

Performance Highlights

Financial Summary for Q4 & FY16

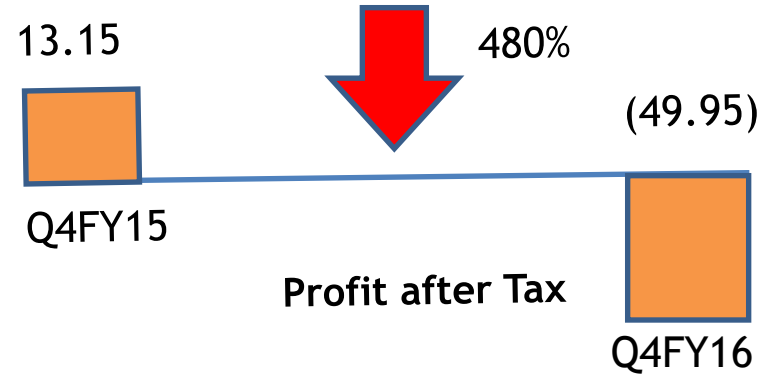
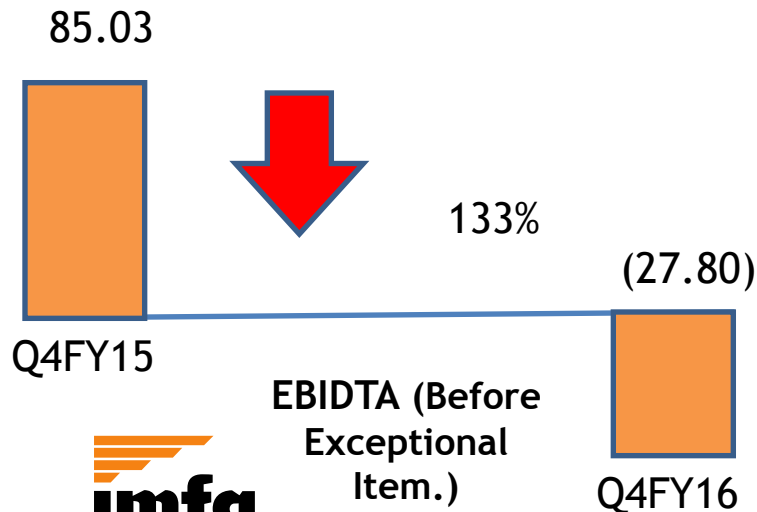
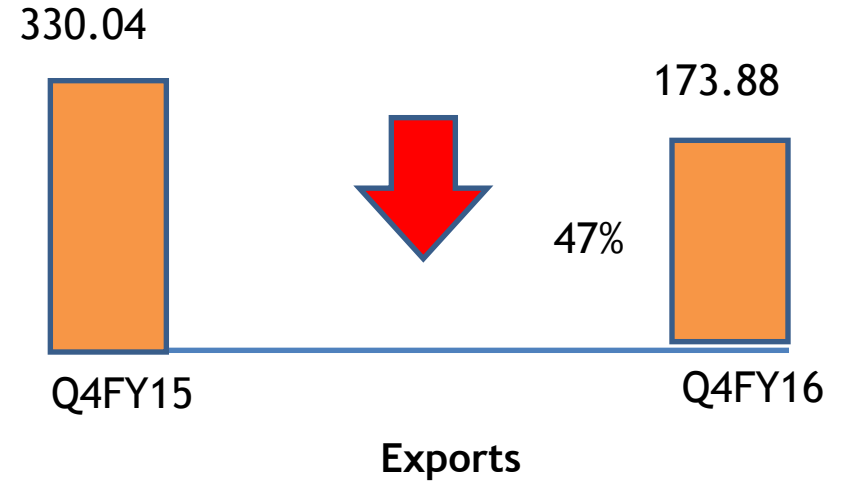
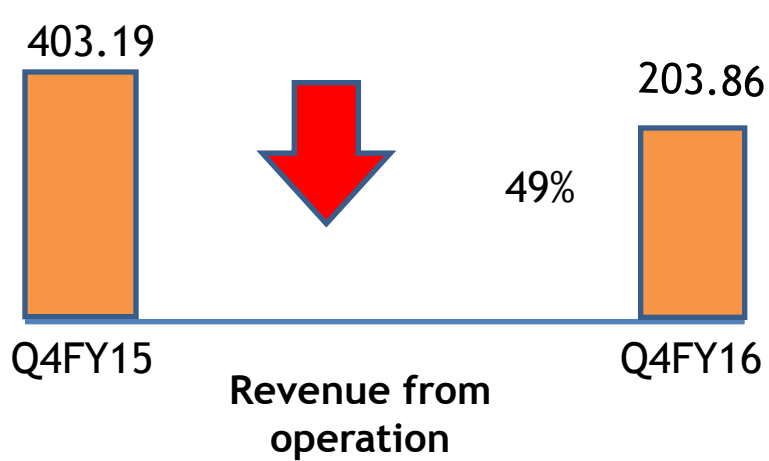
Financial Highlights

Performance Snapshot

# Company Overview

- Founded by Dr Bansidhar Panda in 1961
- Leading fully integrated producer of ferro alloys
  - 187 MVA installed furnace capacity (Therubali & Choudwar)
  - 258 MW captive power generation capacity (Choudwar)
  - Own chrome ore mines (Sukinda, Mahagiri, Nuasahi)
- Integrated Management System comprising quality, environment and occupational health & safety certification

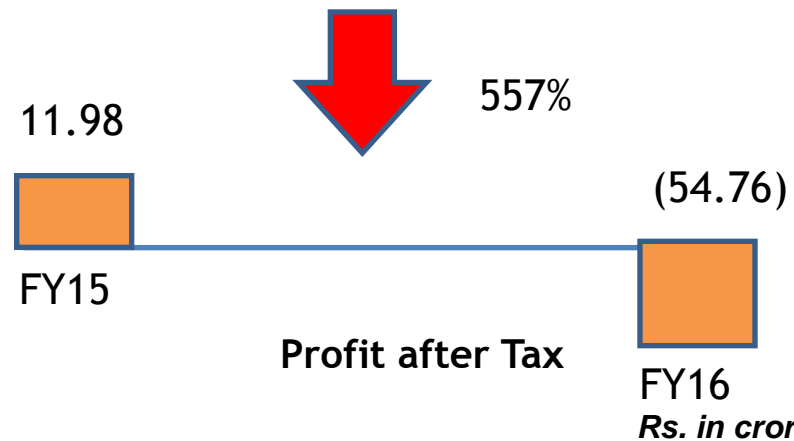

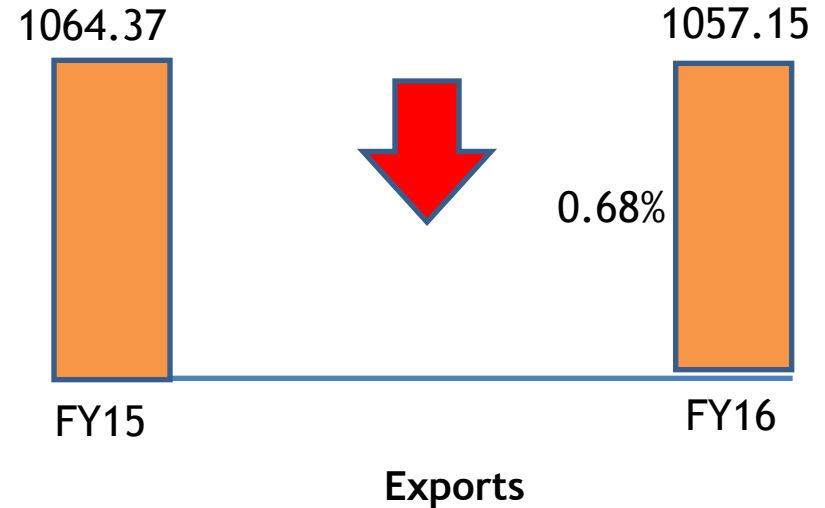
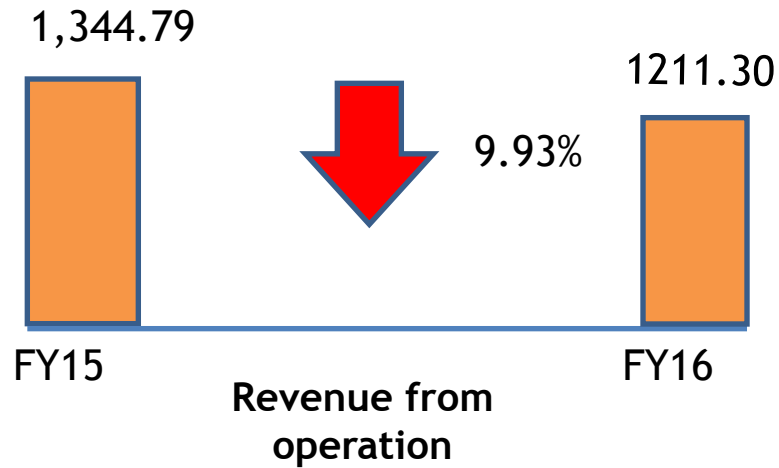
# Financial Summary for Q4 FY16



Rs. in crore



# Financial Summary for FY16



EBIDTA (Before Exceptional Item.)

# Financial Ratios

Key Ratios (%)	Q4FY16	Q4FY15	FY16	FY15
Gross Margin (excl. non-operating Income)	33.45	44.76	43.53	47.20
EBITDA Margin	(13.64)	21.09	10.70	19.55
Long term debt / Equity	0.99	0.95	0.99	0.95

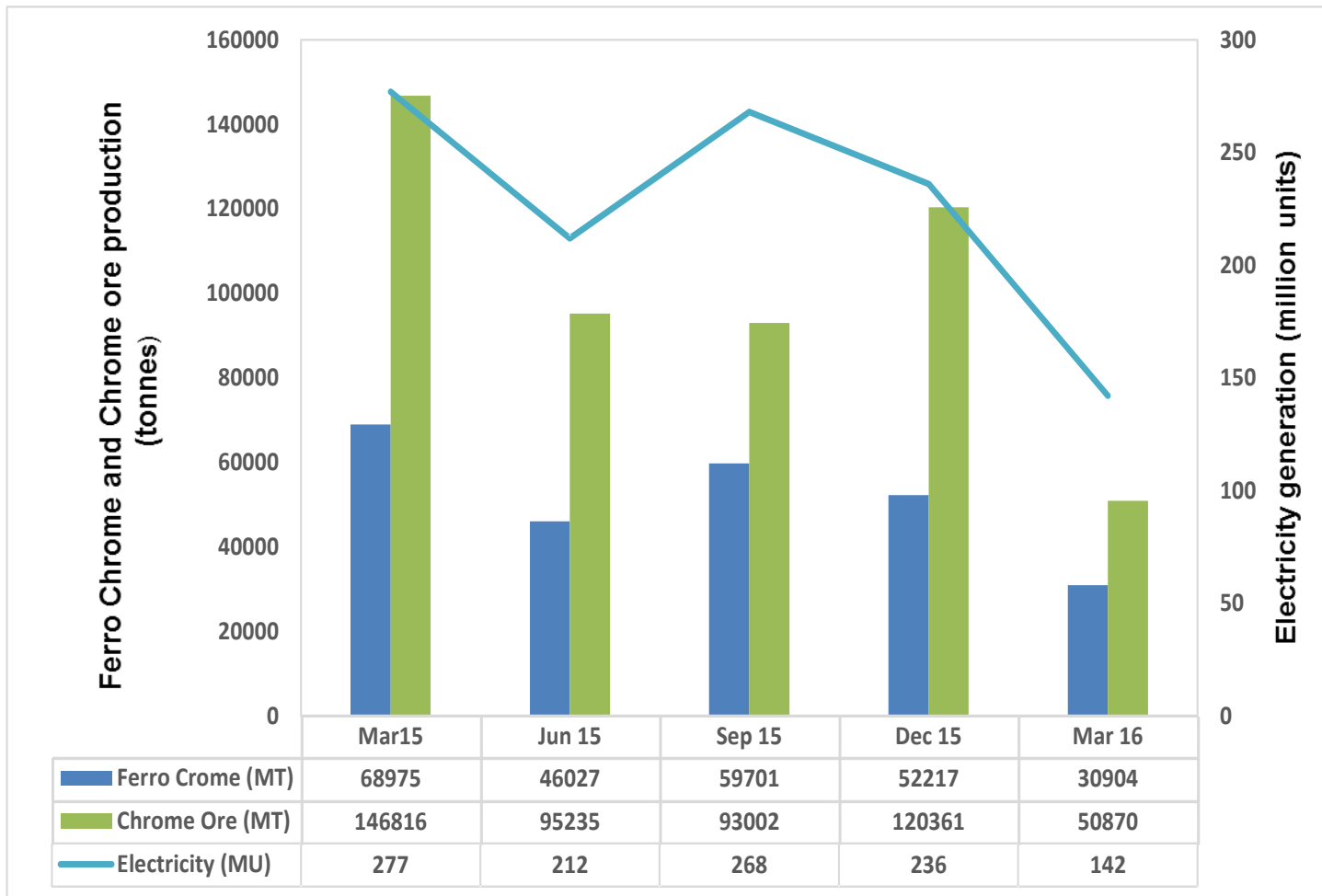
# Financial Highlights—over past 5 quarters

*Rs. in crore*

Particulars	Q4FY16	Q3FY16	Q2FY16	Q1FY16	Q4FY15
Total Income	203.86	329.20	338.23	340.01	403.19
EBITDA	(27.80)	38.83	62.44	56.12	85.03
EBITDA Margin(%)	(13.64)	11.80	18.46	16.51	21.09
EBIT	(58.74)	10.68	34.57	28.89	52.86
EBIT Margin(%)	(28.81)	3.24	10.22	8.50	13.11
PAT	(49.95)	1.11	5.12	(11.04)	13.15
PAT Margin(%)	(24.50)	0.34	1.51	(3.25)	3.26
EPS (in Rs)	(19.23)	0.43	1.97	(4.25)	5.06



# Performance Snapshot



# Contact Details

**Prem Khandelwal**

CFO & Company Secretary, IMFA Ltd

+91-99372 97021

[pkhandelwal@imfa.in](mailto:pkhandelwal@imfa.in)

**Gaurav Kapoor**

+91-98197 75507

[gaurav.kapoor@adfactorspr.com](mailto:gaurav.kapoor@adfactorspr.com)

