

# OMAXE

Turning dreams into reality



December 14, 2016

The Secretary <b>BSE Limited</b> Phiroze Jeejeebhoy Towers Limited Dalal Street , Mumbai 400 001	The Secretary <b>National Stock Exchange Limited</b> Exchange Plaza Bandra Kurla Complex Bandra (E) Mumbai 400 051
Security code: 532880	Symbol: OMAXE
Fax No 022-22723121/2037/39/41/61	Fax No 022-2659 8237/38

**SUB: Investor Presentation-Q2 & H1 (FY 2016-17)**

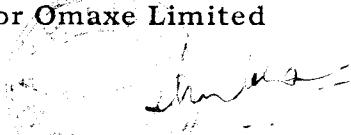
Dear Sir/Madam,

Please find enclosed herewith the Investor Presentation of the Company for the Quarter and Half year ended September 30, 2016.

This is for your kind information and record.

Thanking You

Your's Faithfully  
**For Omaxe Limited**

  
**Shubha Singh**  
Vice President-Legal  
& Company Secretary  
Encl: a/a

"This is to inform that please make all correspondence with us on our **Corporate Office** Address only"

**OMAXE LTD.**

**Corporate Office:** 7, Local Shopping Centre, Kalkaji, New Delhi-110019.  
Tel.: +91-11-41896680-85, 41893100, Fax: +91-11-41896653, 41896655, 41896799

**Regd. Office:** Shop No. 19-B, First Floor, Omaxe Celebration Mall, Sohna Road, Gurgaon - 122 001, (Haryana)  
**Toll Free No.** 18001020064, **Website:** www.omaxe.com, **CIN:** L74899HR1989PLC051918



**Q2 & H1 FY17 Investor Presentation**

# Omaxe - Vision & Mission

## **Vision**

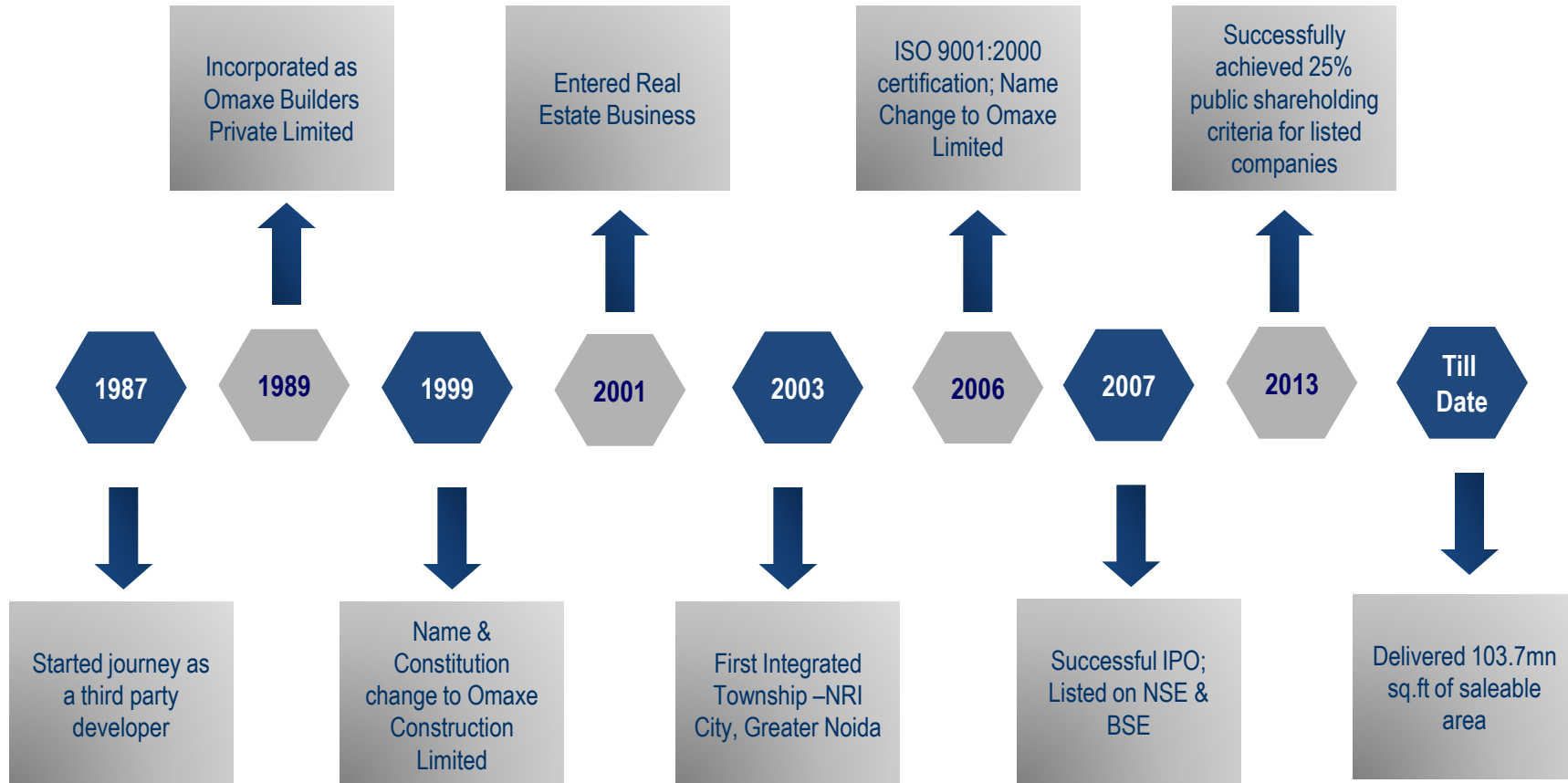
*To be a trusted leader in the real estate sector contributing towards a progressive India.*

## **Mission**

*To provide customer satisfaction and create value for stakeholders through professionalism, transparency, quality, cutting-edge technology and social responsibility.*

# Journey of Omaxe Limited

Humble beginnings, strong fundamentals, sustained growth



# Facts that Built Omaxe

**Present across 27 cities and 8 states**

**On-Going Projects in 22 cities across and 7 States**

**Project Under Execution/ Construction: ~ 70 mn sq ft**

**Area delivered in Real Estate: ~ 71.90 mn sq ft  
(Delivered across 26 cities 8 states)**

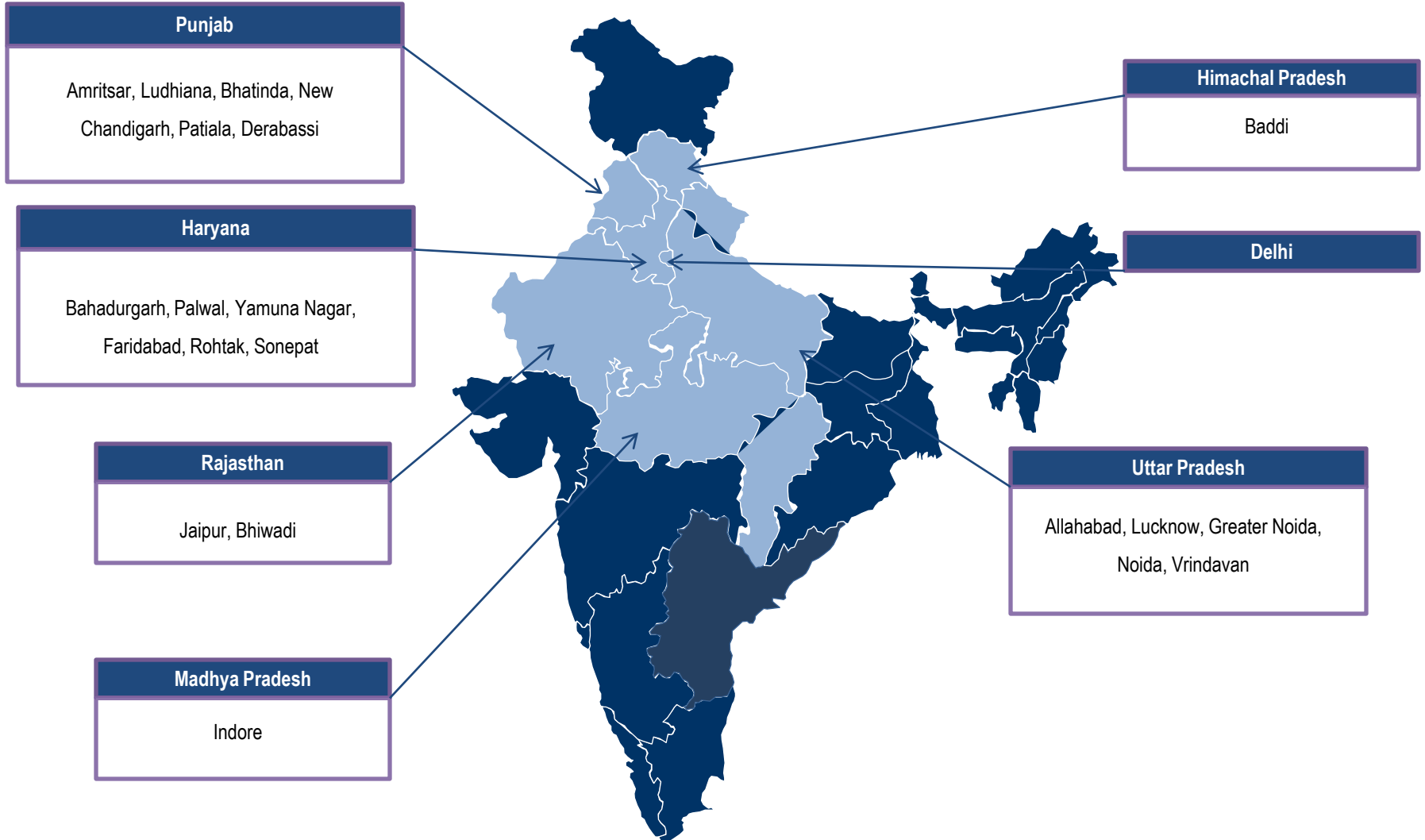
**Area delivered as Third Party Contractor: 31.80 mn sq ft (over 123 contracts)**

**Employee strength: ~1,530**

**No. of Projects (ongoing): 13 Group Housing, 16 Townships, 10 Commercial  
Malls/ Hotels/ SCO**

# KEY FOCUS AREAS...

## 22 Cities in 7 States



## Business Overview (Q2 FY 17 vis-à-vis Q2 FY 16)

	Q2 FY 17	Q2 FY 16	Change
Area Sold (mn sq.ft)	0.79	1.24	-36%
Value of Booking (Rs. Cr)	218	401	-46%
Avg Rate psf (Rs. INR)	2756	3237	-15%

Particular	Q2 FY17		Q2 FY16	
	Area (mn sq ft)	Value (Cr.)	Area (mn sq ft)	Value (Cr.)
Residential	0.49	87	1.03	292
Commercial	0.30	131	0.21	109
Total	0.79	218	1.24	401
Avg Rate psf (Rs. INR)	2756		3237	

Area delivered during the quarter is 1.31 mn sqft

## Business Overview (H1 FY 17 vis-à-vis H1 FY 16)

	H1 FY 17	H1 FY 16	Change
Area Sold (mn sq.ft)	1.82	2.78	-35%
Value of Booking (Rs. Cr)	510	1059	-52%
Avg Rate psf (Rs. INR)	2806	3813	-26%

Particular	H1 FY17		H1 FY16	
	Area (mn sq ft)	Value (Cr.)	Area (mn sq ft)	Value (Cr.)
Residential	1.14	203	2.37	894
Commercial	0.68	308	0.41	165
Total	1.82	510	2.78	1,059
Avg Rate psf (Rs. INR)	2806		3813	

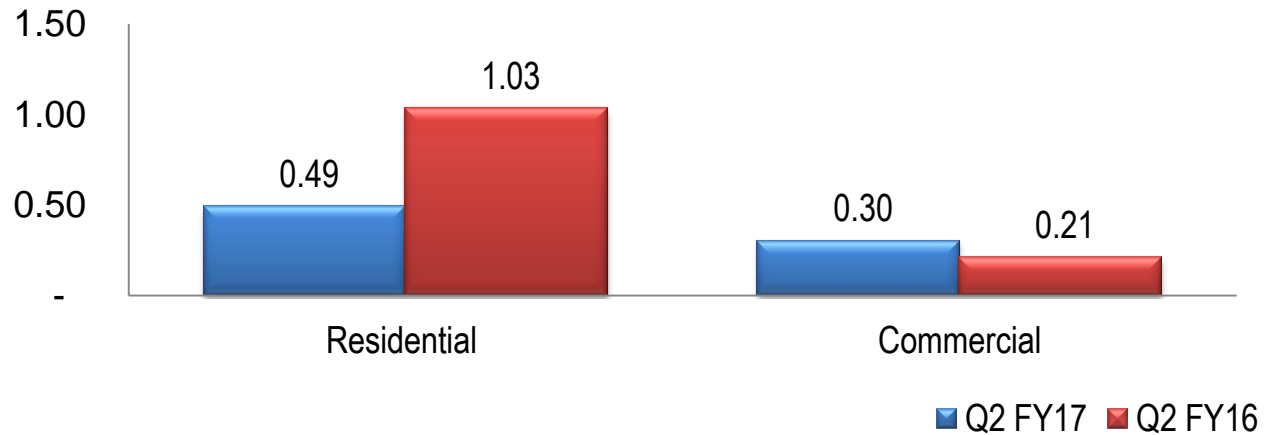
Area delivered during H1 is 2.72 mn sqft



# Business Operation (Q2 FY 17 vis-à-vis Q2 FY 16)

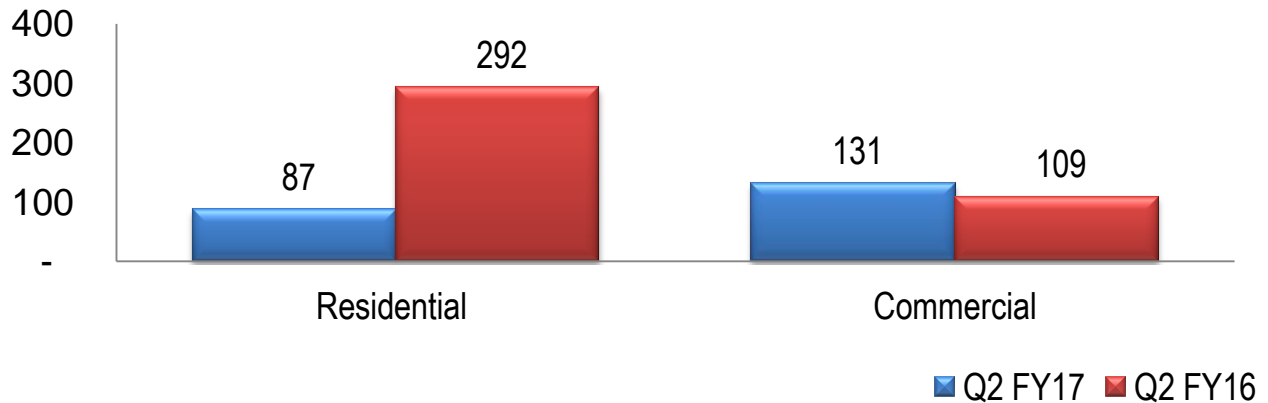
**Area Booked (Mn Sqft)**

Q2 FY17  
Area booked 0.79 mn sqft



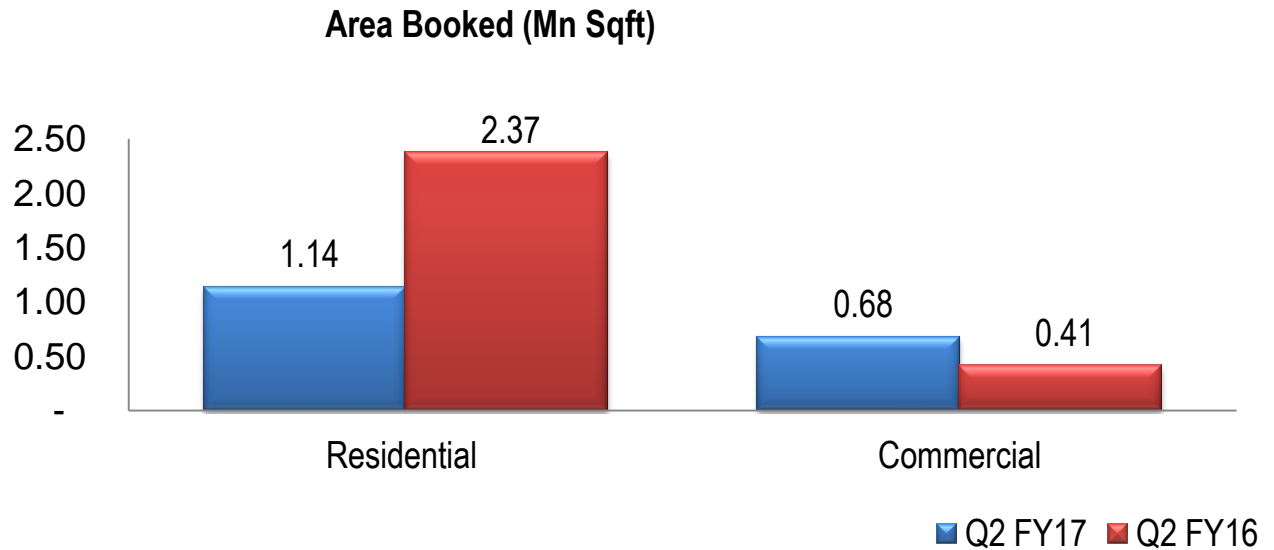
**Value Of Booking (Rs in Cr)**

Q2 FY17  
Value of booking 218 Cr

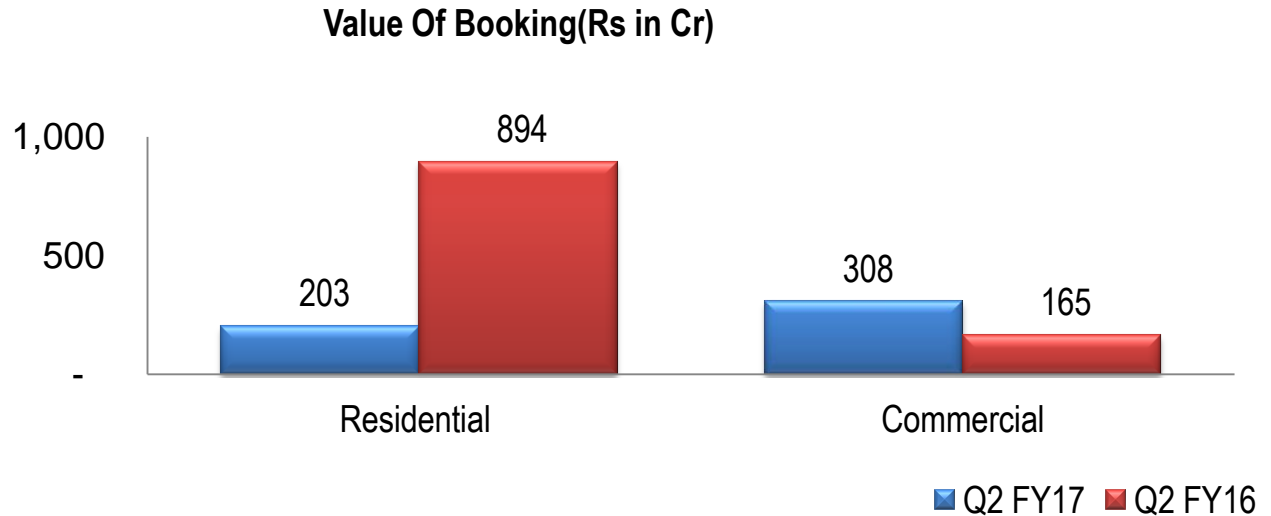


# Business Operation (H1 FY 17 vis-à-vis H1 FY 16)

H1 FY17  
Area booked 1.82 mn sqft



H1 FY17  
Value of booking 510 Cr



# Financial Highlights

## Results (Q2FY17 & H1FY17)

Fig in Rs. Cr.

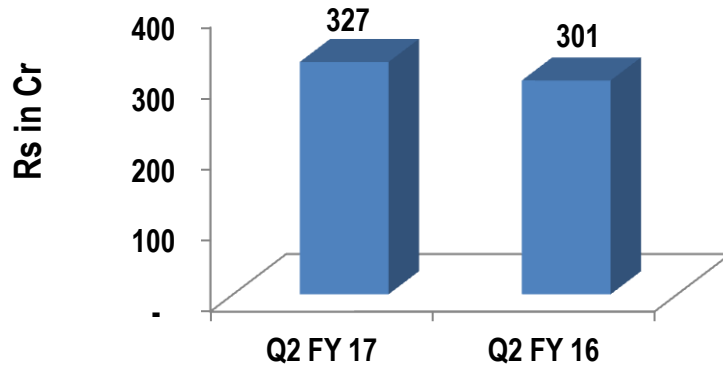
	Quarter Ended^			Half year ended^		Year Ended*
	Q2 FY17	Q1 FY17	Q2 FY16	H1FY17	H1FY16	FY16
<b>Turnover</b>	327	437	301	764	611	1668
<b>EBIDTA</b>	90	113	68	204	140	276
<b>PBT</b>	43	75	27	118	59	136
<b>PAT</b>	23	45	12	68	30	78
<b>EPS (Diluted) INR</b>	1.25	2.49	0.67	3.74	1.63	4.28

\* As per Indian GAAP

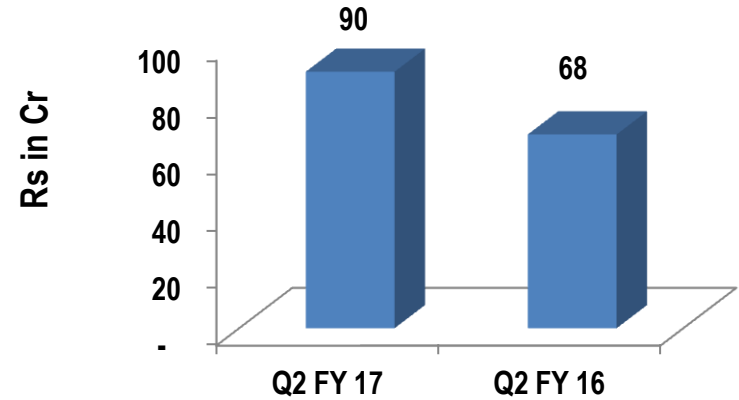
^ As per INDAS

# Operational Glimpse (Q2 FY17 vis-à-vis Q2 FY16)

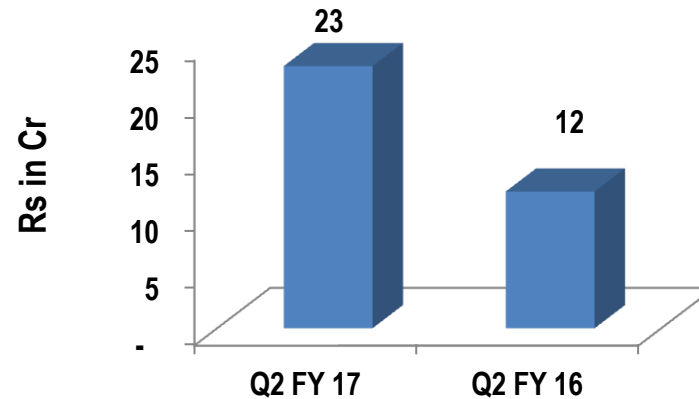
### Income from Operation (Cr.)



### EBITDA (Cr.)

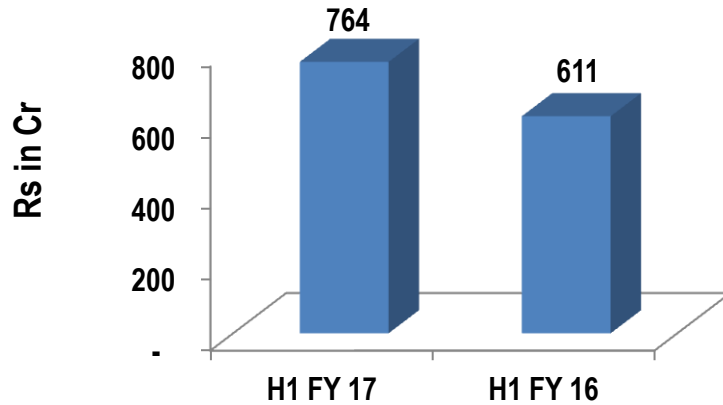


### PAT (Cr.)

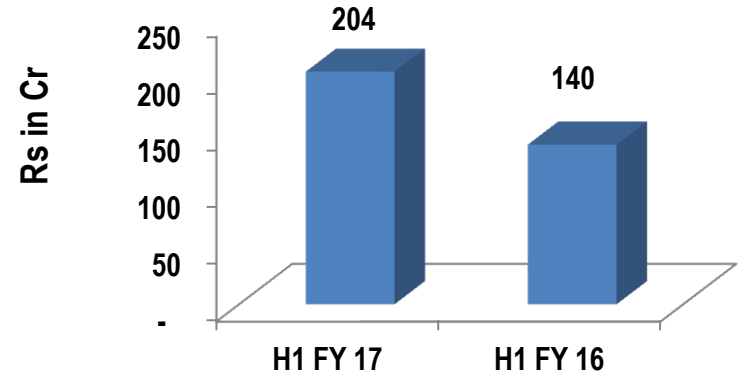


# Operational Glimpse (H1 FY17 vis-à-vis H1 FY16)

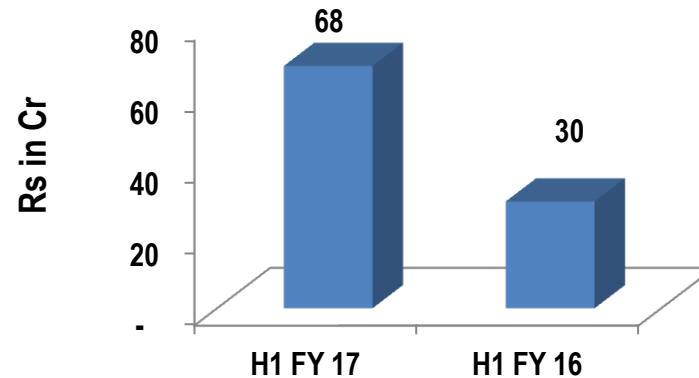
### Income from Operation (Cr.)



### EBITDA (Cr.)



### PAT (Cr.)



# Financial Highlights

## Debt Status (as on 30<sup>th</sup> September, 2016)

<b>Particulars</b>	<b>Amount in Cr.</b>
Gross Debt Position (as on July 1, 2016)	1,361
Add: Loans availed during the Quarter	210
Less: Repaid during the Quarter	140
Add: Working Capital Limit	(3)
<b>Gross Debt Position (as on September 30, 2016)</b>	<b>1,428</b>
Debt Repayment Schedule	
Debt Repayment in next 6 months	258
<b>Net worth</b>	<b>2096</b>

# Financial Highlights

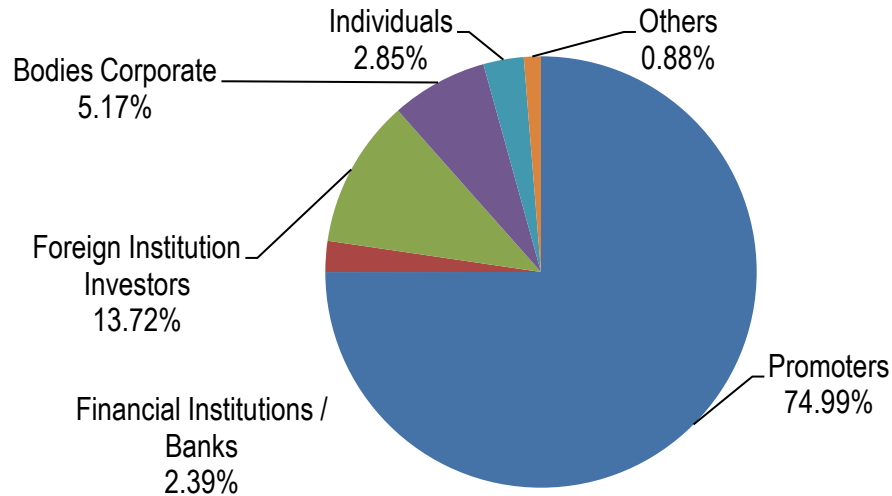
## Cash Flow Position (Q2FY16 & H1FY16)

Fig in Rs. Cr.

<b>Particulars</b>	<b>Q2 FY16</b>	<b>H1 FY16</b>
Cash Flow from Operation	379	755
<b>Total Inflow (A)</b>	<b>379</b>	<b>755</b>
Construction and Other Overhead Expenses	213	449
Admin, selling & Others expenses	156	295
Financial expenses	49	100
<b>Total outflow (B)</b>	<b>417</b>	<b>843</b>
<b>Net cash flow (A-B)=C</b>	<b>(38)</b>	<b>(88)</b>
<b>Net Borrowings (D)</b>	<b>70</b>	<b>123</b>
<b>Net Balance (C+D)</b>	<b>31</b>	<b>35</b>

# Shareholding Pattern

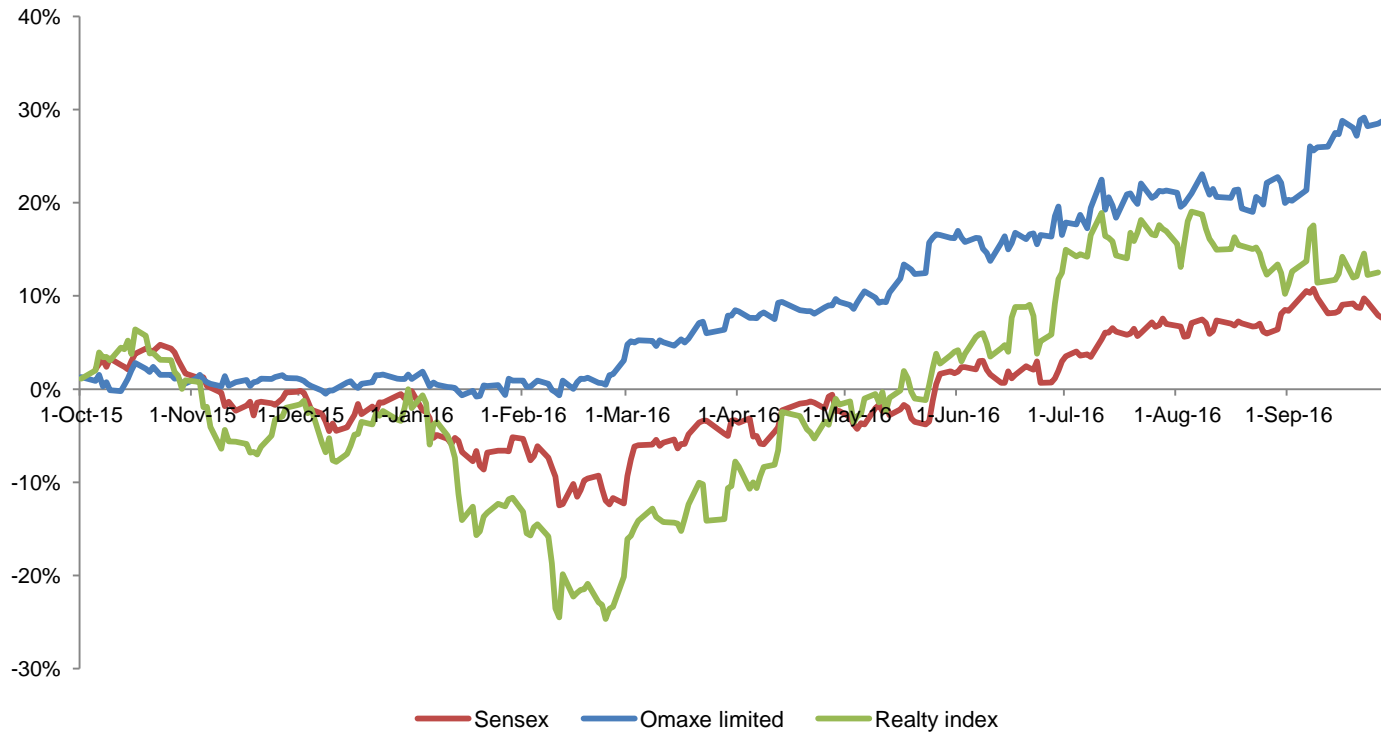
As on September 30, 2016



Category	No of Shares	Percentage Shareholding
Promoters	137,166,194	74.99%
Financial Institutions / Banks	4,365,337	2.39%
Foreign Institution Investors	25,089,279	13.72%
Bodies Corporate	9,457,234	5.17%
Individuals	5,206,643	2.85%
Others	1,615,853	0.88%
<b>Total</b>	<b>18,29,00,540</b>	<b>100%</b>



# Omaxe Limited – Share price movement



Last Trading Price	INR 159.00
<i>As on December 12, 2016</i>	
52 Week High	INR 176.30
52 Week Low	INR 130.00
Market Capitalization	INR 2908 cr

# Disclaimer

- This presentation has been prepared by Omaxe Limited (the “Company”) solely for your information and for your use and may not be taken away, reproduced, redistributed or passed on, directly or indirectly to another person (whether within or outside your organization or firm) or published in whole or in part for any purpose. By attending this presentation you are agreeing to be bound by forgoing restrictions and to maintain absolute confidentiality regarding the information disclosed in these materials.
- This presentation may contain forward-looking statements, including those relating to our general business plans and strategy, our future financial condition and growth prospects, and future developments in our industry and our competitive and regulatory environment. The Information contained in this presentation does not constitute or form any part of any offer, invitation or recommendation to purchase or subscribe for any securities in any jurisdiction, and neither the issue of the information nor anything contained herein shall form the basis of, or be relied upon in connection with, any or commitment on the part of any person to proceed with any transaction. The information contained in this material has not been independently verified. No representation or warranty, express or implied, is made and no reliance shall be placed on the accuracy, fairness or completeness of the information presented or contained in these materials. Any forward-looking statement in this presentation is subject to the risk and uncertainties that could cause actual result to differ materially from those that may be inferred to being expressed in, or implied by, such statements. Actual results may differ materially from those forward-looking statements due to a number of factors, including future changes or developments in our business, our competitive environment, technology and application, and political, economic, legal and social condition in India and rest of the World. Such forward-looking statements are not indicative or guarantees of future performance. Any forward-looking statements, projections and industries data made by third parties included in this presentation are not adopted by the Company, and the Company is not responsible for such third party statements and projections. This presentation may not be all inclusive and may not contain all of the information that you may consider material. The information presented or contained in these materials is subject to change without notice and its accuracy is not guaranteed. Neither the Company nor any of its affiliates, advisers or representatives accepts liability whatsoever for any loss howsoever arising from any information presented or contained in these materials.
- Figures are subject to change and the company undertakes no obligation to publicly revise the figures to reflect subsequent events or circumstances.