



KEC International Limited

Regd. Office: RPG House, 463, Dr. Annie Besant Road, Worli, Mumbai 400030, India
Tel.: +91-22-66670200 • Fax +91-22-66670287
CIN No.L45200MH2005PLC152061 • Web.: www.kecrpg.com

November 08, 2016

National Stock Exchange of India Limited Exchange Plaza Bandra Kurla Complex Bandra (East) Mumbai 400 051	BSE Limited Phiroze Jeejeebhoy Towers Dalal Street, Fort Mumbai – 400 001
--	---

Sub: Disclosure under Regulation 30 read with Para A of Part A of Schedule III of SEBI (Listing Obligations and Disclosure Requirements) Regulations, 2015

Dear Sir/ Madam

Pursuant to the Regulation 30 read with Para A of Part A of Schedule III of the SEBI (Listing Obligations and Disclosure Requirements) Regulations, 2015, we enclose herewith the presentation on financial results of the Company for the quarter ended September 30, 2016 sent to the Institutional Investors/Analysts.

Kindly take the same on records.

Thanking you,

Yours faithfully,

For KEC International Limited



Ch. V. Jagannadha Rao



Vice President – Legal & Company Secretary

Encl: as above

KEC International Limited

Q2 FY17 Results

Investor/Analyst Presentation



Disclaimer


This presentation may include statements which may constitute forward-looking statements. All statements that address expectations or projections about the future, including, but not limited to, statements about the strategy for growth, business development, market position, expenditures, and financial results, are forward looking statements. Forward looking statements are based on certain assumptions and expectations of future events and involves known and unknown risks, uncertainties and other factors. The Company cannot guarantee that these assumptions and expectations are accurate or exhaustive or will be realised. The actual results, performance or achievements, could thus differ materially from those projected in any such forward-looking statements. No obligation is assumed by the Company to update the forward-looking statements contained herein.

The information contained in these materials has not been independently verified. None of the Company, its Directors, Promoter or affiliates, nor any of its or their respective employees, advisers or representatives or any other person accepts any responsibility or liability whatsoever, whether arising in tort, contract or otherwise, for any errors, omissions or inaccuracies in such information or opinions or for any loss, cost or damage suffered or incurred howsoever arising, directly or indirectly, from any use of this document or its contents or otherwise in connection with this document, and makes no representation or warranty, express or implied, for the contents of this document including its accuracy, fairness, completeness or verification or for any other statement made or purported to be made by any of them, or on behalf of them, and nothing in this document or at this presentation shall be relied upon as a promise or representation in this respect, whether as to the past or the future. The information and opinions contained in this presentation are current, and if not stated otherwise, as of the date of this presentation. The Company relies on information obtained from sources believed to be reliable but does not guarantee its accuracy or completeness. The Company undertake no obligation to update or revise any information or the opinions expressed in this presentation as a result of new information, future events or otherwise. Any opinions or information expressed in this presentation are subject to change without notice.


This presentation does not constitute or form part of any offer or invitation or inducement to sell or issue, or any solicitation of any offer to purchase or subscribe for, any securities of KEC International Limited (the "Company"), nor shall it or any part of it or the fact of its distribution form the basis of, or be relied on in connection with, any contract or commitment or to be relied in connection with an investment decision in relation to the securities of the Company therefore any person/ party intending to provide finance / invest in the shares/businesses of the Company shall do so after seeking their own professional advice and after carrying out their own due diligence procedure to ensure that they are making an informed decision. Neither the delivery of this document nor any further discussions by the Company with any of the recipients shall, under any circumstances, create any implication that there has been no change in the affairs of the Company since that date. This presentation is strictly confidential and may not be copied or disseminated, in whole or in part, and in any manner or for any purpose. No person is authorized to give any information or to make any representation not contained in or inconsistent with this presentation and if given or made, such information or representation must not be relied upon as having been authorized by any person. Failure to comply with this restriction may constitute a violation of the applicable securities laws. The distribution of this document in certain jurisdictions may be restricted by law and persons into whose possession this presentation comes should inform themselves about and observe any such restrictions. By participating in this presentation or by accepting any copy of the slides presented, you agree to be bound by the foregoing limitations.

MAJOR HIGHLIGHTS

Quarter ended Sept 16 v/s Quarter ended Sept 15*



Half Year ended Sept 16 v/s Half Year ended Sept 15*



* Q2 and H1 FY 16 numbers considered are restated numbers as per IND AS

Profit & Loss Highlights (Consolidated)

(Rs crores)

Particulars	Q2 FY17	Q2 FY16*	Growth (Y-o-Y)	H1FY17	H1FY16*	Growth (Y-o-Y)
Net Sales	2,121	2,066	2.7%	3,906	3,988	-2.1%
EBITDA	185	151	22.5%	335	292	14.7%
EBITDA Margins (%)	8.7%	7.3%		8.6%	7.3%	
Other Income including interest income	6	4		11	7	
Depreciation	31	29		60	57	
Interest Costs	60	68	-11.8%	132	139	-5%
Interest Cost (% of net sales)	2.8%	3.3%		3.4%	3.5%	
PBT	100	58	72.4%	154	102	51%
Taxes	35	30		58	57	
PAT	65	28	132.1%	96	45	113.3%

* Q2 and H1 FY 16 numbers considered are restated numbers as per IND AS

Revenue Performance

(Rs crores)

Business Verticals	Q2 FY17	Q2 FY16*	Growth (Y-o-Y)	H1FY17	H1FY16*	Growth (Y-o-Y)
<u>Transmission & Distribution:</u>	1,790	1,731	3.4%	3,230	3,297	-2%
- SAE	261	201	29.9%	516	388	33%
<u>Infrastructure:</u>	85	55	54.5%	172	132	30.3%
- Railways	66	34	94.1%	135	79	70.9%
- Water	19	21	-9.5%	37	53	-30.2%
<u>Cables:</u>	228	283	-19.4%	473	562	-15.8%
<u>Solar:</u>	26	0.5	-	40	0.5	-
Inter SBU	(8)	(3)		(9)	(3)	
Total Net Sales	2,121	2,066	2.7%	3,906	3,988	-2.1%

Q2 Highlights:

- India T&D Business generates strong revenue on the back of robust execution of projects
- SAE business continues on growth trajectory with sustained improvement in performance.

* Q2 and H1 FY 16 numbers considered are restated numbers as per IND AS

Reconciliation of reported profit with IND AS profits- Q2 FY 2016

Sr. No.	Particulars	Quarter ended September 30, 2015	Six Months ended September 30, 2015
	Net Profit for the quarter under Previous Indian GAAP	4413	7451
(a)	Reversal of amortisation of Intangible assets-brand	317	635
(b)	Impact of measuring derivative financial instruments at fair value	(181)	(492)
(c)	Actuarial gain on employees defined benefits plans recognised	16	33
(d)	Effect on account of functional currency of subsidiaries	(1210)	(1856)
(e)	Impact of Deferred tax (including on undistributed earnings of joint arrangements)	(519)	(1246)
	Net Profit for the quarter under Ind AS	2836	4525

Debt and Receivables details

Debt details

(Rs crores)

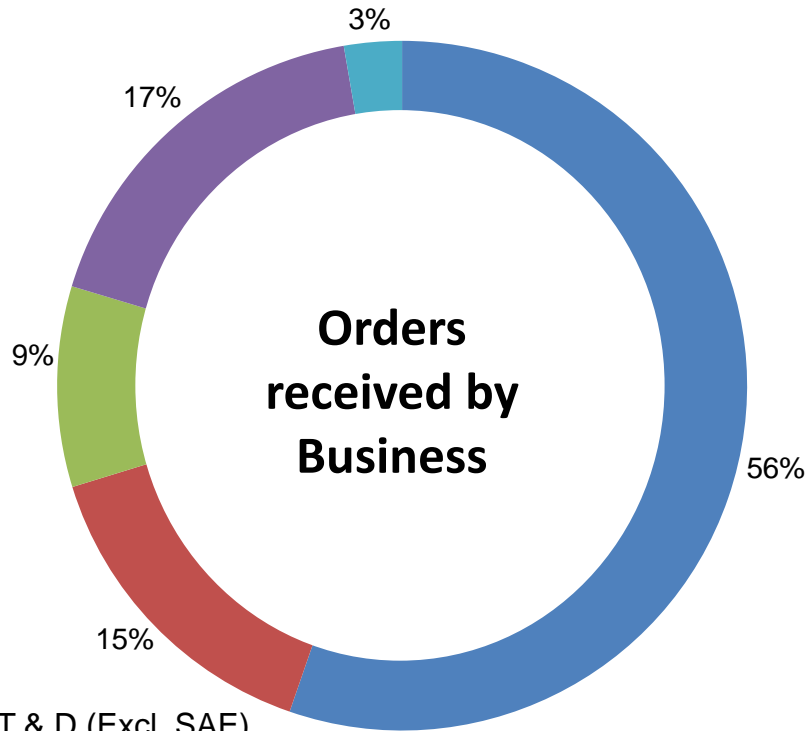
Particulars	Financial Information as on		Incr/(Decr)
	30.9.2016	31.3.2016	
Gross Debt	2,986	3,124	(138)
Acceptances	654	833	(179)
Total:	3,640	3,957	(317)

Accounts receivable details:

Particulars	Financial Information as on		Incr/(Decr)
	30.9.2016	31.3.2016	
Gross Receivables (Rs cr)	5,391	5,876	(485)
Gross Receivable (days)	229	246	(17)

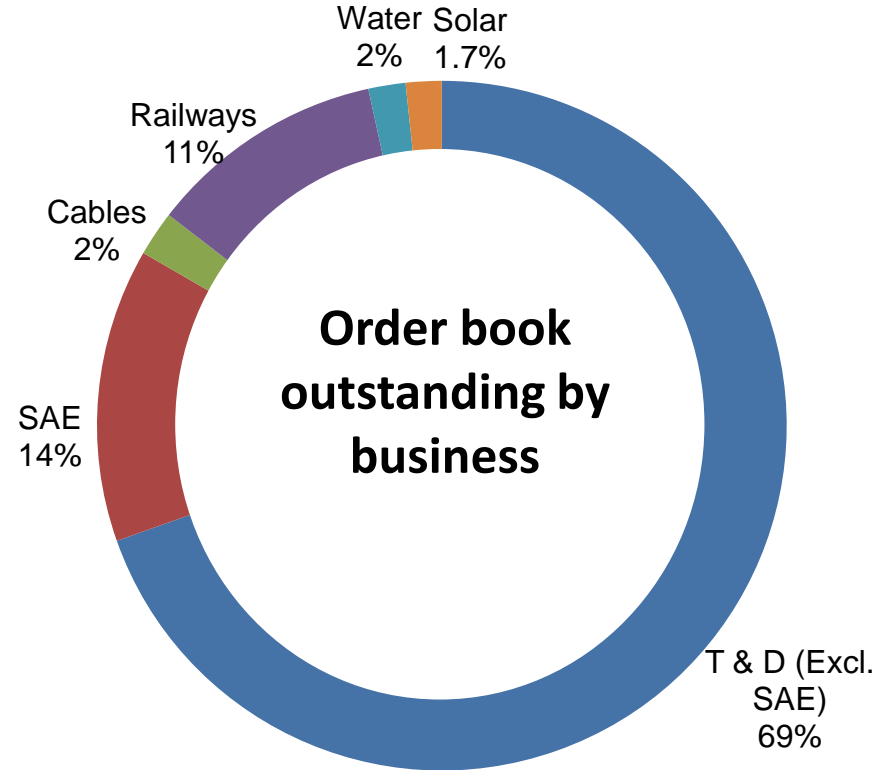
Business-wise Breakup – H1 FY17

Order Intake YTD: Rs 5,928 crs



- T & D (Excl. SAE)
- SAE
- Cables
- Railway
- Solar

Order Book as on 30th Sept: Rs 10,785 crs

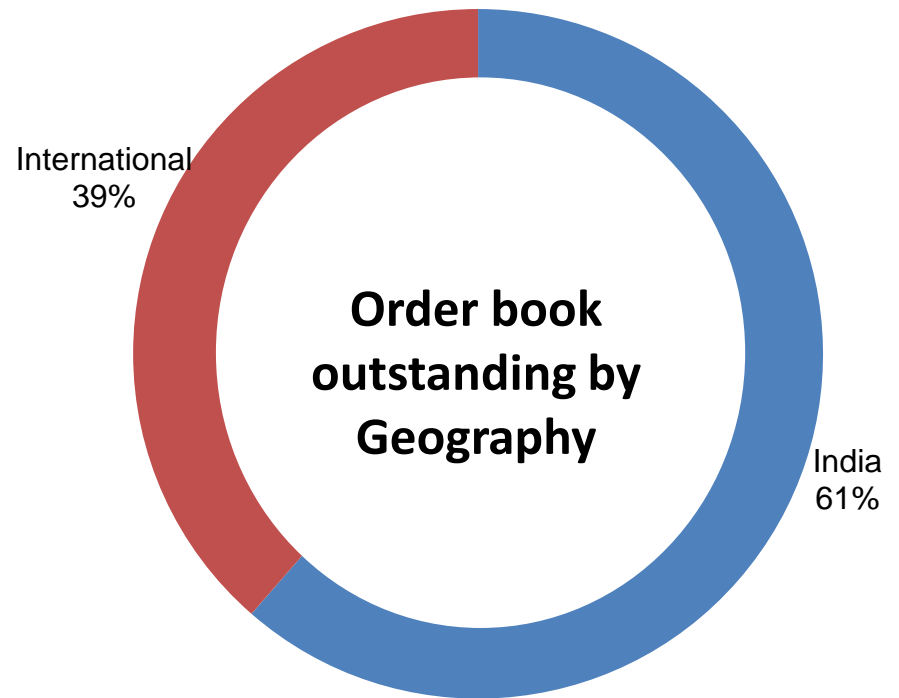
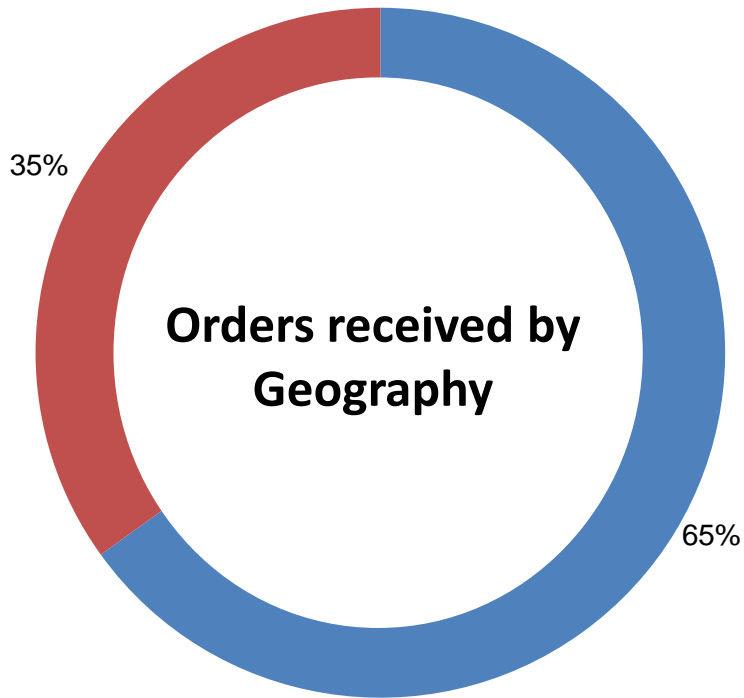


Order Intake YTD FY17 has grown by 29% Y-o-Y

Geography-wise Breakup- H1 FY17

Order Intake YTD: Rs 5,928 crs

Order Book as on 30th Sept: Rs 10,785 crs



■ India
■ International

L1 Position is very strong at Rs 3800 Crs

Thank You

Registered Office

RPG House, 463, Dr. Annie Besant Road, Worli, Mumbai - 400 030.

Phone: +91-22-6667 0200 | Email: kecindia@kecrpg.com

www.kecrpg.com