


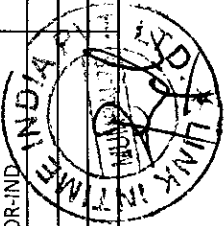
I(a) Statement Shareholding Pattern			
Name of the Company :AAREY DRUGS & PHARMACEUTICALS LIMITED			
Script Code:524412		Class of Security:EQUITY	
AS ON NSDL DATA: 30/06/2015		CDSL DATA: 30/06/2015	
Partly Paid-up shares	No. of Partly Paid-up shares	As a % of total no. of Partly paid-up shares	As a % of total no. of shares of the Company
Held by promoter/Promoter group	0	0	0
Held by public	0	0	0
Total	0	0	0
Outstanding convertible securities	No. of Outstanding securities	As a % of total No. of Outstanding convertible securities	As a % of total No. of shares of the company, assuming full conversion of the convertible securities
Held by promoter/Promoter group	0	0	0
Held by Public	0	0	0
Total	0	0	0
Warrants	No. of Warrants	As a % of total no. of warrants	As a % of total No. of shares of the company, assuming full conversion of the convertible Warrants
Held by promoter/Promoter group	0	0	0
Held by Public	0	0	0
Total	0	0	0
Total paid-up capital of the company, assuming full conversion of warrants and convertible securities			

16814684




AAREY DRUGS & PHARMACEUTICALS LIMITED

Category code	Category of Shareholder	Number of Shareholders	Total number of Shares	Number of Shares held in dematerialized form	As a percentage of (A+B) (VI)	As a percentage of (A+B+C) of (A+B+C) (VII)	Number of shares (VIII)	As a percentage (IX) = (VIII)/(IV)*100	Shares pledged (or otherwise encumbered)
(I)	(II)	(III)	(IV)	(V)	(VI)	(VII)	(VIII)	(IX) = (VIII)/(IV)*100	
(A)	PROMOTER AND PROMOTER GROUP								
[1]	INDIAN								
	INDIVIDUALS / HINDU UNDIVIDED FAMILY	7	6534552	6534552	38.86	38.86	0	0.00	
	CENTRAL GOVERNMENT / STATE GOVERNMENT(S)	0	0	0	0.00	0.00	0	0.00	
	BODIES CORPORATE	2	3120000	3120000	18.56	18.56	0	0.00	
	FINANCIAL INSTITUTIONS / BANKS	0	0	0	0.00	0.00	0	0.00	
	ANY OTHER (SPECIFY)	0	0	0	0.00	0.00	0	0.00	
	Sub Total	9	9654552	9654552	57.42	57.42	0	0.00	
[2]	FOREIGN								
	INDIVIDUALS (NON-RESIDENT INDIVIDUALS / FOREIGN INDIVIDUALS)	0	0	0	0.00	0.00	0	0.00	
	BODIES CORPORATE	0	0	0	0.00	0.00	0	0.00	
	INSTITUTIONS	0	0	0	0.00	0.00	0	0.00	
	QUALIFIED FORE. INVESTOR-CORPORATE	0	0	0	0.00	0.00	0	0.00	
	QUALIFIED FORE. INVESTOR-IND	0	0	0	0.00	0.00	0	0.00	
	ANY OTHER (SPECIFY)	0	0	0	0.00	0.00	0	0.00	
	Sub Total	0	0	0	0.00	0.00	0	0.00	
	Total (A)	9	9654552	9654552	57.42	57.42	0	0.00	
(B)	PUBLIC SHAREHOLDING								
[1]	INSTITUTIONS								
	MUTUAL FUNDS / UTI	0	0	0	0.00	0.00	0	0.00	
	FINANCIAL INSTITUTIONS / BANKS	0	0	0	0.00	0.00	0	0.00	
	CENTRAL GOVERNMENT / STATE GOVERNMENT(S)	0	0	0	0.00	0.00	0	0.00	
	VENTURE CAPITAL FUNDS	0	0	0	0.00	0.00	0	0.00	
	INSURANCE COMPANIES	0	0	0	0.00	0.00	0	0.00	
	FOREIGN INSTITUTIONAL INVESTORS	0	0	0	0.00	0.00	0	0.00	
	FOREIGN VENTURE CAPITAL INVESTORS	0	0	0	0.00	0.00	0	0.00	
	QUALIFIED FORE. INVESTOR-CORPORATE	0	0	0	0.00	0.00	0	0.00	
	QUALIFIED FORE. INVESTOR-IND	0	0	0	0.00	0.00	0	0.00	
	Sub Total	0	0	0	0.00	0.00	0	0.00	
[2]	NON-INSTITUTIONS								
	BODIES CORPORATE	95	521338	499418	3.10	3.10	0	0.00	



AAREY DRUGS & PHARMACEUTICALS LIMITED

Category code	Category of Shareholder	Number of Shareholders	Total number of Shares	Number of Shares held in dematerialized form	As a percentage of (A+B) (VI)	As a percentage of (A+B+C) (VII)	Number of shares (VIII)	Shares pledged (or otherwise encumbered) As a percentage (IX) = (VIII)/(IV)*100
(I)	(II)	(III)	(IV)	(V)	(VI)	(VII)	(VIII)	(IX)
	INDIVIDUAL SHAREHOLDERS HOLDING NOMINAL SHARE CAPITAL UPTO RS. 1 LAKH.	5437	2315573	1752014	13.77	13.77	0	0.00
	INDIVIDUAL SHAREHOLDERS HOLDING NOMINAL SHARE CAPITAL IN EXCESS OF RS. 1 LAKH	51	3753417	3665757	22.32	22.32	0	0.00
	QUALIFIED FORE. INVESTOR-CORPORATE	0	0	0	0.00	0.00	0	0.00
	QUALIFIED FORE. INVESTOR-IND	0	0	0	0.00	0.00	0	0.00
	CLEARING MEMBER	33	540389	540389	3.21	3.21	0	0.00
	FOREIGN PORTFOLIO INVESTOR (CORPORATE)	0	0	0	0.00	0.00	0	0.00
	FOREIGN PORTFOLIO INVESTOR (INDIVIDUAL)	0	0	0	0.00	0.00	0	0.00
	MARKET MAKER	0	0	0	0.00	0.00	0	0.00
	OFFICE BEARERS	0	0	0	0.00	0.00	0	0.00
	NON RESIDENT INDIANS (REPAT)	21	25345	25345	0.15	0.15	0	0.00
	NON RESIDENT INDIANS (NON REPAT)	7	4070	4070	0.02	0.02	0	0.00
	FOREIGN COMPANIES	0	0	0	0.00	0.00	0	0.00
	OVERSEAS BODIES CORPORATES	0	0	0	0.00	0.00	0	0.00
	DIRECTORS / RELATIVES	0	0	0	0.00	0.00	0	0.00
	HOLDING COMPANY	0	0	0	0.00	0.00	0	0.00
	TRUSTS	0	0	0	0.00	0.00	0	0.00
	HINDU UNDIVIDED FAMILY	0	0	0	0.00	0.00	0	0.00
	Sub Total	5644	7160132	6486993	42.58	42.58	0	0.00
	Total (B)	5644	7160132	6486993	42.58	42.58	0	0.00
	Total (A)+(B)	5653	16814684	16141545	100.00	100.00	0	0.00
(C)	SHARES HELD BY CUSTODIANS AND AGAINST WHICH DEPOSITORY RECEIPTS HAVE BEEN ISSUED							
	SHARES HELD BY CUSTODIANS	0	0	0	0.00	0.00	0	0.00
	Sub Total	0	0	0	0.00	0.00	0	0.00
	Total (C)	0	0	0	0.00	0.00	0	0.00
	Total (A)+(B)+(C)	5653	16814684	16141545	100.00	100.00	0	0.00



AAREY DRUGS & PHARMACEUTICALS LIMITED

(I)(b) STATEMENT SHOWING HOLDING OF SECURITIES (INCLUDING SHARES, WARRANTS, CONVERTIBLE SECURITIES) OF PERSONS BELONGING TO THE CATEGORY 'PROMOTER AND PROMOTER GROUP'

Sr. No.	NAME OF THE SHAREHOLDER	NO. OF SHARES HELD	TOTAL SHARES HELD AS a % of GRAND TOTAL (A)+(B)+(C) (IV)	ENCUMBERED SHARES No. (V)	ENCUMBERED SHARES AS A PERCENTAGE (VI)=(V)/(III)*100 (VII)	ENCUMBERED SHARES AS A % OF GRAND TOTAL (A)+(B)+(C) OF SUB-CLAUSE(I)(a) (VII)	PAN	Number of warrants held (VIII)	As a % total number of warrants of the same class (IX)	Number of convertible securities held (X)	As a % total number of convertible securities of the same class (XI)	Total shares (including underlying shares assuming full conversion of warrants and convertible securities) as a % of diluted share capital (XII)
1	MIHIR RAJESH GHATALIA	2820888	16.78	0	0	0						
2	BINA RAJESH GHATALIA	1801736	10.72	0	0	0						
3	NIMIT IMPEX PRIVATE LIMITED	1560000	9.28	0	0	0						
4	SURAJ TRADELINKS PRIVATE LIMITED	1560000	9.28	0	0	0						
5	DAMAYANTI PRANLAL GHATALIA	1137544	6.77	0	0	0						
6	RAJESH PRANLAL GHATALIA	269459	1.60	0	0	0						
7	MIRA MIHIR GHATALIA	240000	1.43	0	0	0						
8	DAMIYANTI PRANLAL GHATALIA	154793	0.92	0	0	0						
9	RAJESH P GHATALIA	110132	0.65	0	0	0						
	Total :	9654552	57.42	0	0	0						



AAREY DRUGS & PHARMACEUTICALS LIMITED


(I)(C)(i) STATEMENT SHOWING HOLDING OF SECURITIES (INCLUDING SHARES, WARRANTS, CONVERTIBLE SECURITIES) OF PERSONS BELONGING TO THE CATEGORY 'PUBLIC' AND HOLDING MORE THAN 1% OF THE TOTAL NUMBER OF SHARES

SR. NO.	NAME(S) OF THE SHAREHOLDER	NUMBER OF SHARES HELD	SHARES AS A PERCENTAGE OF TOTAL NUMBER OF SHARES (i.e. GRAND TOTAL (A)+(B)+(C) INDICATED IN STATEMENT AT PARA (I)(a) ABOVE }	PAN	NUMBER OF WARRANTS HELD	AS A % TOTAL WARRANTS OF THE SAME CLASS	NUMBER OF CONVERTIBLE SECURITIES HELD	% W.R.T TOTAL NUMBER OF CONVERTIBLE SECURITIES OF THE SAME CLASS	TOTAL SHARES (INCLUDING UNDERLYING SHARES ASSUMING FULL CONVERSION OF WARRANTS AND CONVERTIBLE SECURITIES) AS A % OF DILUTED SHARE CAPITAL
1	URMILA RAMESHCHANDRA MEHTA	712417	4.24						
2	ARCADIA SHARE & STOCK BROKERS PVT LTD	406510	2.42						
3	PRITI CHETAN MEHTA	401176	2.39						
4	SANKARANARAYANAN KRISHNAKUMAR	325000	1.93						
5	MARUTI KRISHNA UGADE	285012	1.70						
6	SANGITA MARUTI UGADE	241500	1.44						
	Total :	2371615	14.10						

AAREY DRUGS & PHARMACEUTICALS LIMITED

(I)(C)(ii) STATEMENT SHOWING HOLDING OF SECURITIES (INCLUDING SHARES, WARRANTS, CONVERTIBLE SECURITIES) OF PERSONS (TOGETHER WITH PAC) BELONGING TO THE CATEGORY 'PUBLIC AND HOLDING MORE THAN 5% OF THE TOTAL NUMBER OF SHARES OF THE COMPANY


SR. NO.	NAME(S) OF THE SHAREHOLDER(S) AND THE PERSONS ACTING IN CONCERT(PAC) WITH THEM	NUMBER OF SHARES	SHARES AS A PERCENTAGE OF TOTAL NUMBER OF SHARES (i.e. GRAND TOTAL (A)+(B)+(C) INDICATED IN STATEMENT AT PARA (I)(a) ABOVE }	PAN	NUMBER OF WARRANTS HELD	AS A % TOTAL WARRANTS OF THE SAME CLASS	NUMBER OF CONVERTIBLE SECURITIES HELD	% W.R.T TOTAL NUMBER OF CONVERTIBLE SECURITIES OF THE SAME CLASS	TOTAL SHARES (INCLUDING UNDERLYING SHARES ASSUMING FULL CONVERSION OF WARRANTS AND CONVERTIBLE SECURITIES) AS A % OF DILUTED SHARE CAPITAL
	Total :	0	0						



AAREY DRUGS & PHARMACEUTICALS LIMITED

I (d) STATEMENT SHOWING DETAILS OF LOCKED - IN SHARES


Sr. No.	NAME OF SHAREHOLDER	NUMBER OF LOCKED-IN SHARES	LOCKED-IN SHARES AS A (%)PERCENTAGE OF TOTAL NUMBER OF SHARES (i.e., GRAND TOTAL (A)+(B)+(C) INDICATED IN STATEMENT AT PARA (I)(a) ABOVE }	Promotor/Promotor Group/Public
		0	0.0000	
	Total :	0	0.0000	



AAREY DRUGS & PHARMACEUTICALS LIMITED

II (b) STATEMENT SHOWING HOLDING OF DEPOSITORY RECEIPTS (DRs), WHERE UNDERLYING SHARES ARE
IN EXCESS OF 1% OF THE TOTAL NUMBER OF SHARES

Sr. No.	NAME OF THE DR HOLDER	TYPE OF OUTSTANDING DR(ADRs,GDRs, SDRs,etc.)	NUMBER OF SHARES UNDERLYING	SHARES UNDERLYING OUTSTANDING DRs AS A PERCENTAGE OF TOTAL NUMBER OF SHARES(i.e., GRAND TOTAL (A)+(B)+(C) INDICATED IN STATEMENT
	Total :		0	0



AAREY DRUGS & PHARMACEUTICALS LIMITED

II (a) STATEMENT SHOWING DETAILS OF DEPOSITORY RECEIPTS(DRs)

Sr.No.	NAME OF THE DR HOLDER	NUMBER OF SHARES UNDERLYING OUTSTANDING DRs	SHARES UNDERLYING OUTSTANDING DRs AS A PERCENTAGE OF TOTAL NUMBER OF SHARES {i.e., GRAND TOTAL (A)+(B)+(C) INDICATED IN STATEMENT AT PARA(I)(a)ABOVE }
		0	
	Total:	0	

