

REF.NO./GHCL/AHMD/2023-2024/363B
DATE: OCTOBER 19, 2023

To BSE Limited Corporate Relation Department Phiroze Jeejeebhoy Towers Dalal Street, Mumbai – 400 001 ----- REF: Security Code No. 526367	To National Stock Exchange of India Ltd. Exchange Plaza, Plot No. C/1, G Block Bandra-Kurla Complex Bandra (E), Mumbai - 400 051 ----- REF: Company Symbol: GANESHHOUC
--	---

Dear Sir/Madam,

SUB: - Q2 FY24 EARNINGS PRESENTATION

In continuation of our letter dated October 16, 2023, we are enclosing herewith Q2 FY24 Earnings Presentation.

The said Q2 FY24 Earnings Presentation would also be available on our website viz;
www.ganeshhousing.com

Thanking you,

Yours faithfully,

For GANESH HOUSING CORPORATION LIMITED**JASMIN JANI**
COMPANY SECRETARY &
COMPLIANCE OFFICER**Encl : As above****GANESH CORPORATE HOUSE**100 ft. Hebatpur-Thaltej Road,
Nr. Sola Bridge, Off. S.G. Highway,
Ahmedabad-380 054. Gujarat, India.
CIN: L45200GJ1991PLC015817**P** +91 79 6160 8888**E** ganesh@ganeshhousing.com**W** www.ganeshhousing.com



**GANESH
HOUSING**
CORPORATION LIMITED



GANESH HOUSING

Q2FY24
EARNINGS
PRESENTATION

Disclaimer

This presentation is for information purposes only and does not constitute an offer, solicitation or advertisement with respect to the purchase or sale of any security of Ganesh Housing Corporation Limited (the “Company”) and no part of it shall form the basis of or be relied upon in connection with any contract or commitment whatsoever. This presentation is not a complete description of the Company. Certain statements in the presentation contain words or phrases that are forward looking statements. All forward-looking statements are subject to risks, uncertainties and assumptions that could cause actual results to differ materially from those contemplated by the relevant forward-looking statement. Any opinion, estimate or projection herein constitutes a judgment as of the date of this presentation, and there can be no assurance that future results or events will be consistent with any such opinion, estimate or projection. All information contained in this presentation has been prepared solely by the Company. No information contained herein has been independently verified by anyone else. No representation or warranty (express or implied) of any nature is made nor is any responsibility or liability of any kind accepted with respect to the truthfulness, completeness or accuracy of any information, projection, representation or warranty (expressed or implied) or omissions in this presentation. Neither the Company nor anyone else accepts any liability whatsoever for any loss, howsoever, arising from any use or reliance on this presentation or its contents or otherwise arising in connection therewith. The distribution of this document in certain jurisdictions may be restricted by law and persons into whose possession this presentation comes should inform themselves about, and observe, any such restrictions.



Q 2 F Y 2 4
H I G H L I G H T S

Malabar
County

Creating Landmarks - Lalita Govind Udyan, Exquisite Sanctuary Spread Across 8 Acres



- Inaugurated by Shri Amit Shah, Hon'ble Union Home Minister and Shri Bhupendra Patel, Hon'ble Chief Minister of Gujarat on 30th Sep'23.
- The facility is located behind Nirma University, just besides GHCL's residential project Malabar Exotica and Malabar County 3; within 1km radius from ongoing Million Minds (IT-SEZ) Project



Lalita Govind Udyan: Key Features

Garden Oasis: Encompassing 32,385 square meters

Tranquil Lake: Serene lake brimming with 5 crore litres of crystal-clear water, a calming focal point to reconnect with nature.

Miyawaki Plantation: 40,000 trees grown through the Miyawaki Plantation technique, enhancing garden's beauty and ensuring environmental sustainability.

Meandering Path: Diverse flora and fauna along the 1100-meter winding path, perfect for leisurely strolls and immersive nature experiences.

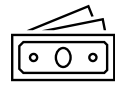
Recreational Facilities such as walkways, a jogging track, a cafeteria, a viewing deck, yoga and meditation spaces, and a convenient drive-thru lane for a seamless experience.



Q2 and H1FY24 Key Business Highlights



Q2FY24 Revenue came in at INR 1,641 Mn vs INR 3,278 Mn in Q2FY23; H1FY24 Revenue growth of 18% YoY



Q2FY24 EBITDA growth of 55% YoY at INR 1,221 Mn; H1FY24 EBITDA growth of 226% YoY



Q2FY24 PAT grew 346% YoY to INR 860 Mn; H1FY24 PAT growth of 663% YoY



Strong PBT growth of 58% in Q2FY24 and 249% in H1FY24 YoY.



Company continues to remain debt free from a peak debt of INR 6,486 Mn. in FY19



Strong balance sheet with INR 773 Mn cash surplus



Million Minds Phase 1 (IT SEZ) of 1.3 Mn construction underway nearing 10% completion



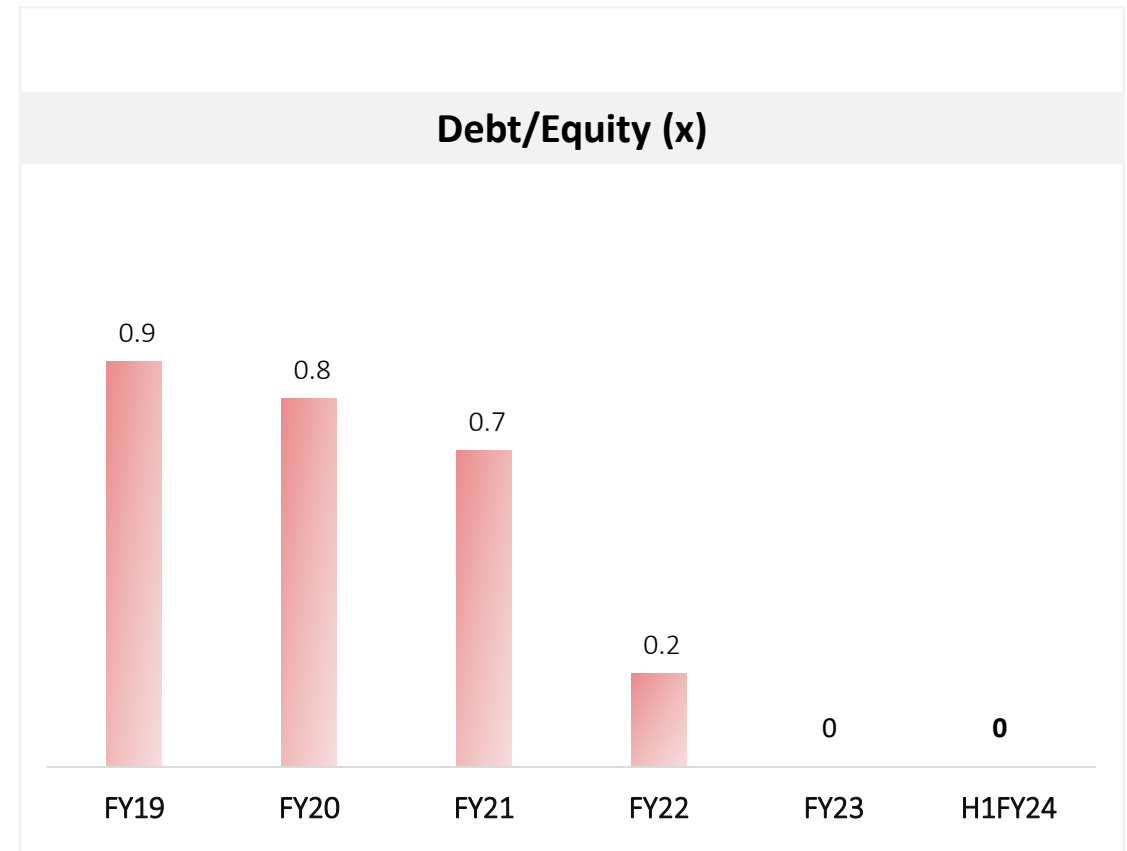
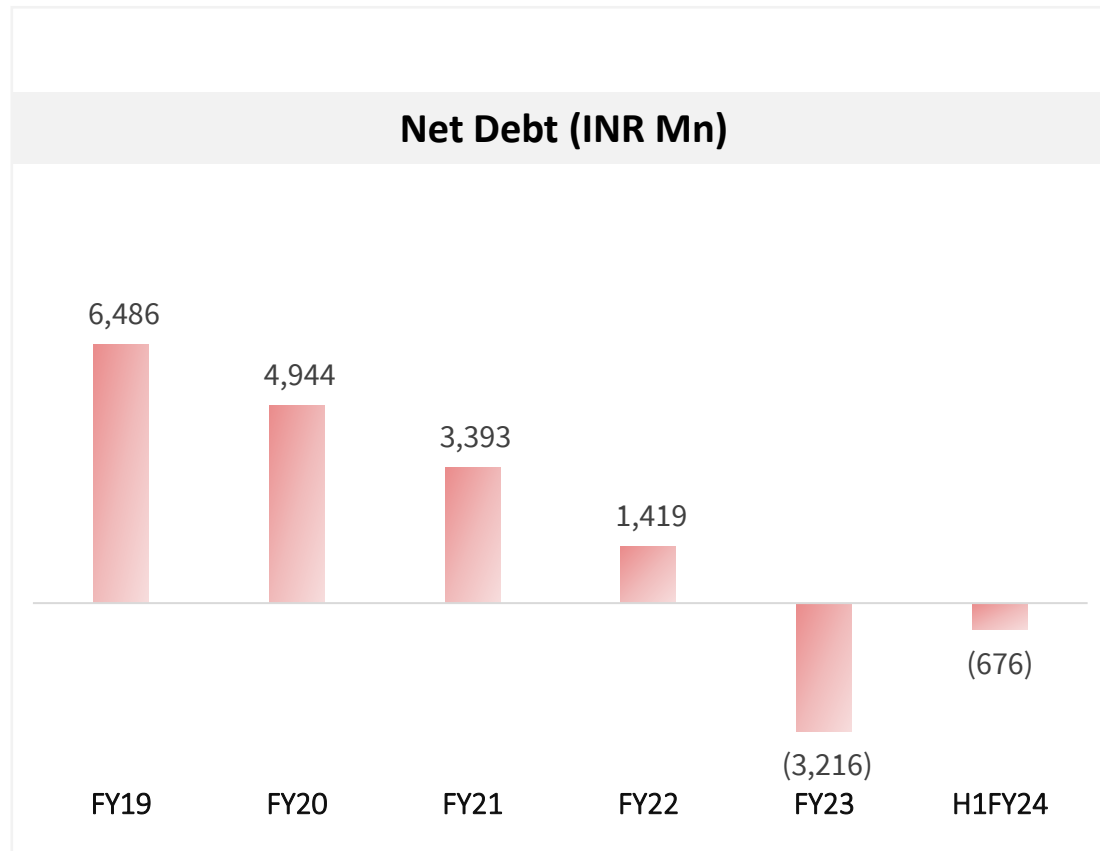
Preliminary discussion started with Tishman Speyer for marketing of Million Minds Phase 1

Q2 and H1FY24 Strong Financial Performance

Particulars (INR Mn)	Q2FY24	Q1FY24*	Q2FY23	QoQ (%)	YoY (%)	H1FY24	H1FY23	YoY (%)
Revenue	1,641	2,715	3,278	(39.6%)	(49.9%)	4,355	3,704	17.6%
EBITDA	1,221	2,170	788	(43.7%)	54.9%	3,391	1,039	226.4%
EBITDA Margin (%)	74.4%	79.9%	24.0%	(5.5%)	50.4%	77.9%	28.0%	49.9%
PBT	1,196	2,150	758	(44.4%)	57.8%	3,347	959	249.0%
PAT	860	1,613	193	(46.7%)	345.6%	2,473	324	663.3%
PAT Margin (%)	52.4%	59.4%	5.9%	(7.0%)	46.5%	56.8%	8.7%	48.1%
EPS (INR)	10.31	19.35	2.31	(46.7%)	346.3%	29.66	3.89	662.5%

Capital Structure Significantly Strengthened

Significant debt reduction happened since FY19 when the company was facing challenges and real estate sector was also in turmoil; As on March 2023, the company has zero debt, and expects substantial cashflows from upcoming projects to ascertain comfortable debt levels in future.



Ahmedabad: A Key Real Estate Hub in Gujarat



Key Market of Gujarat

Ahmedabad attracts around 40% of total real estate investment in Gujarat; contributes 25% of Gujarat GDP and is the 8th largest city of India with respect to India's GDP .



Quality of Living

India's Best City to live-in in terms of infrastructure according to a TOI survey; 3rd best city in the country to live in, according to the Ease of Living Index 2020



Highly Affordable

In 2023, Ahmedabad emerged as the most affordable housing market in India, among its peer metropolitan cities, with an affordability ratio of 23%.

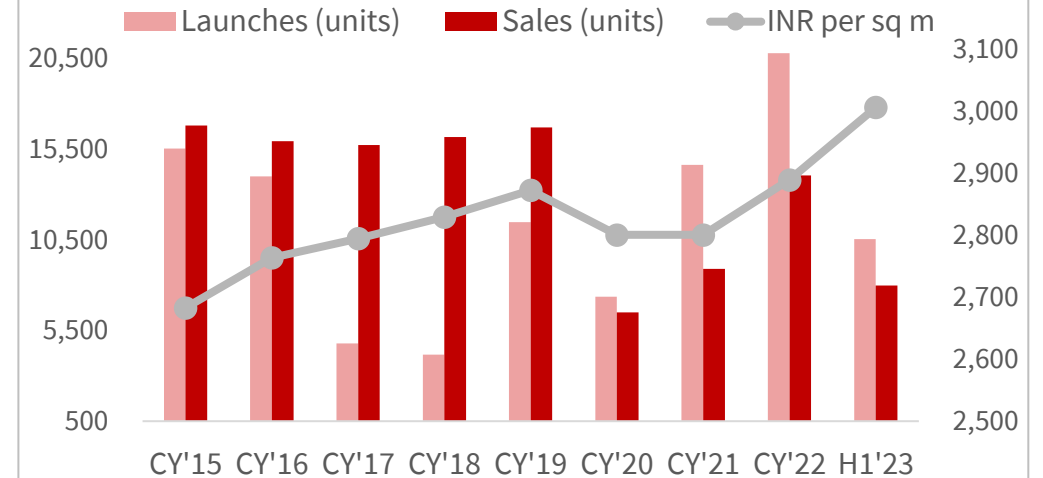


Superior Growth

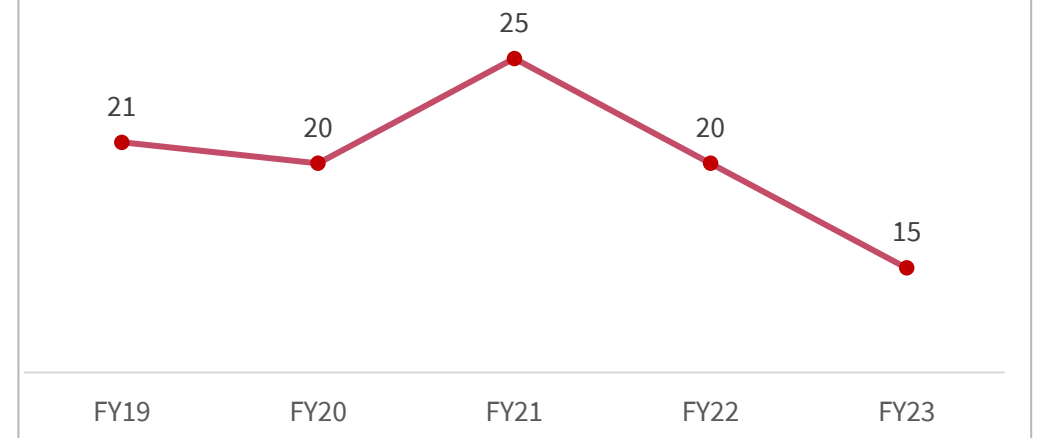
One of the top five destinations for investment in the country. Fast developing Industrial and automobile hub, boosted by good infrastructure; Several key high-growth industries such as Pharmaceutical, Chemical, Diamond, Real estate, textiles and petrochemicals are already firmly anchored in Ahmedabad. The big trade and industrial booster-DMIC, passes through Ahmedabad



Launches and Sales Trends



Inventory Overhang (In Months)



What We Have Achieved And What's Next

Particulars	Completed Projects	Ongoing Projects	Planned Projects
No. of projects	21	2	3
Type of projects	Residential - 17 Commercial – 4	Residential - 1 Commercial - 1 (Million Minds Phase 1)	Residential – (8 phases) Commercial – (6 phases) Township – (5 phases)
Area in msf	~22.5	1.7	28.7
Actual/Exp. Completion Date	Till now	Feb'21 – Mar'26	Sep'23 – Sep'33
Actual/Expected Sales Value (Rs Mn)	~25,300	10,500	~137,500
Actual/Expected FCF (Rs mn)	~8,100	6,500	~93,500 (includes capitalized value of SEZ commercial projects)
Names of some key projects	Maple Tree , Maple Trade Centre, Magnet Corporate Park, Malabar County I & II, Sundervan Epitome, Maple County I & II, GCP Business Center, Malabar County III	Million Minds Phase 1, Malabar Exotica	Million Minds Commercial, Million Minds Residential and Township

Upcoming Commercial Projects: Robust Annuity Income

Project	Location	Construction Area (Mn. Sq. Ft.)	Estimated Lease (INR Cr/Annum)	Estimated Project Cost (INR Cr)	Expected Project Timelines
Million Minds (IT SEZ)					
Phase 1 (Ongoing)	Prime Location on SG Highway (Ahmedabad)	1.3	72	285	H1FY24 - H2FY26
Phase 2		1.3	72	285	H1FY25 - H2FY27
Phase 3		1.3	72	285	H1FY26 - H2FY28
Phase 4		1.3	72	285	H1FY27 - H2FY29
Phase 5		1.3	72	285	H1FY28 - H2FY30
Phase 6		1.3	72	285	H1FY29 - H2FY31
Phase 7		1.3	72	285	H1FY30 - H2FY32


Upcoming Residential Projects: Strong Cashflow Visibility

Project	Location	Saleable Area (Mn. Sq. Ft.)	Estimated Revenue (INR Cr)	Estimated Project Cost (INR Cr)	Expected Project Timelines
Millions Minds (IT SEZ)					
Phase 1	Prime Location on SG Highway behind Nirma University (Ahmedabad)	0.6	380	140	H2FY24 – H2FY27
Phase 2		0.6	380	140	H2FY25 – H2FY28
Phase 3		0.8	460	170	H2FY26 – H2FY29
Phase 4		0.8	460	170	H2FY27 – H2FY30
Phase 5		0.8	460	170	H2FY28 – H2FY31
Phase 6		0.8	460	170	H2FY29 - H2FY32
Phase 7		0.6	380	140	H2FY30 – H2FY33
Phase 8		0.6	380	140	H2FY31 – H2FY34
Township					
Smile City 1	Godhavi (Ahmedabad)	1.7	500	80	H2FY24 – H2FY25
Smile City 2 (To be launched in 4 phases)		13.6	4,550	800	H2FY25 – H1FY29

Million Minds (IT SEZ): Landmark Project in High Growing Market

Prime Location

- ❑ State of the art, world-class infrastructure facilities on 64 acres of land located at a key location behind Nirma University.



Ahmedabad - Emerging IT Hub

- ❑ New business destination with emergence of GIFT city, many global IT and financial companies have already shifted base to Ahmedabad
- ❑ Ahmedabad has already become a prominent tech hub along with evolution of thriving start-up ecosystem

Favorable IT & ITeS policy

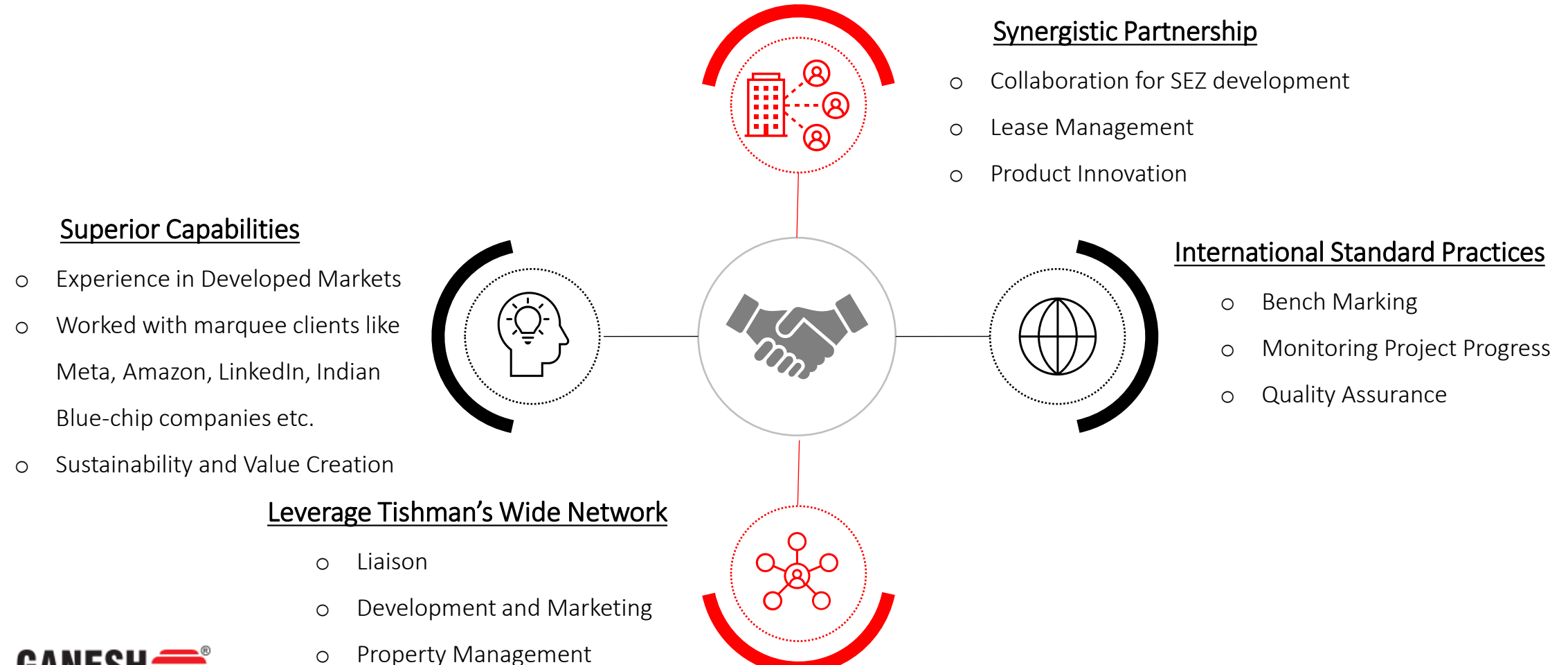
- ❑ Gujarat aspires to be among the top 5 states in India as far as the IT & ITeS industry is concerned
- ❑ Special initiatives like financial support for talent upskilling, Employment Generation Incentives, land related incentives, etc. to further boost IT prospects in the state

Key Features

- ❑ Closer proximity to GIFT City (upcoming financial hub) gives SEZ an added advantage
- ❑ First venture of Tishman Speyer (global leading real estate player) in Ahmedabad market
- ❑ Developing an ecosystem in a phased manner comprising of residential/commercial/retail and hotel developments

Strategic Partnership with Tishman Speyer for Million Minds

Strategic alliance for development of GHCL's Million Minds - 1st Phase of commercial development of 1.3 Mn Sq Ft



Ongoing Project Update – Million Minds (IT SEZ) Phase 1

Million Mind Phase 1 –project update of ongoing construction work



Status

Construction Work in Progress




Expected Completion

March - 2026



Construction Area

1.3 Mn. Sq. Ft.



Leasable Area

0.85 Mn. Sq. Ft.



Estimated Cost

INR 285 Crs



Estimated Rentals


~INR 72 Crs/Annum



Ongoing Project Update – Million Minds Phase 1 (Site Update)



Ongoing Project Update - Malabar Exotica



<hr/> 91% <hr/> <i>Completed</i>	<hr/> 100% <hr/> <i>Booked</i>
<hr/> Feb'24 <hr/> <i>Expected Delivery</i>	<hr/> Use of Precast <hr/> <i>Construction Technology</i>



Finished Project Update - Malabar County 3



48MP AI QUAD CAMERA
Shot on realme 5s



48MP AI QUAD CAMERA
Shot on realme 5s

<hr/> <p>100%</p> <hr/> <p>Completed</p>	<hr/> <p>100%</p> <hr/> <p>Booked</p>
<hr/> <p>Delivered</p> <hr/> <p>Well Ahead of Time</p>	<hr/> <p>Use of Precast</p> <hr/> <p>Construction Technology</p>



48MP AI QUAD CAMERA
Shot on realme 5s



48MP AI QUAD CAMERA
Shot on realme 5s

Malabar County 3: Project Delivered Within 2.5 Years

Malabar County 3: Milestones achieved over the course of project construction and execution

Oct'20



Land of 2 acres identified

Feb'21



Project launched and construction start

Feb'22



Significant progress on civil structure front

Sep'22



Structure work completed in all towers

Feb'23



Project completion well ahead of time

4 months

12 months

7 months

5 months

A photograph of a modern residential complex. The scene features several tall, white, multi-story apartment buildings with dark window frames and balconies. In the center, there is a well-maintained green lawn with a paved walkway. A few people are visible sitting on the grass. The sky is blue with some light clouds. A large, stylized speech bubble graphic is overlaid on the left side of the image, containing the text 'CORPORATE PRESENTATION'.

**C O R P O R A T E
P R E S E N T A T I O N**

Snapshot : A Leading Real Estate Developer in Gujarat



Premium Ahmedabad focused developer with strong & differentiated brand that allows leadership position



Proven ability to predict growth areas and establish presence ahead of the curve; have more than 500 acres of developable land fold in our hands



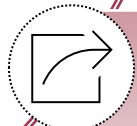
What sets us apart – transparency, trust, location & planning, value proposition and delivery



Execution Excellence : Delivered 22.5msf of residential and commercial real estate in Ahmedabad till date



Balance Sheet Strengthening, reduced debt by INR 6,500 Mn since FY19



Way forward: Target of developing 30 msf of Infrastructure and special projects like Million Minds (IT-SEZ), township etc. in next few years with total sales value of ~INR 146,500 Mn

Vision and Mission



VISION

“To be the most trusted, transparent, and admired real estate developer”

MISSION

“To continuously innovate and use the latest technology to provide high-quality spaces to our customers”

“To set up and build standard processes to establish transparency and gain customer trust”

Our Journey So Far

Early Phase & IPO (1991-2004)

- Incorporated in June 1991.
- Raised INR 21mn through IPO in 1993.
- Amalgamation with another listed group company in 1998.
- Started Real estate development business (1999)

Fund Raising (2004-2009)

- Bonus issue 2:1 (2006)
- NSE listing in 2007.
- Qualified Institutional Placement (QIP) in 2007 of INR 2,275mn @ INR 325/share.
- Crossed INR 1,000mn Turnover (2008)
- ISO and OHAS certification received
- Delivered 15 msf
- Amalgamation with 5 group companies in 2007.

Robust Execution (2009-2014)

- Delivered 17 msf.
- Turnover of more than INR 2,000mn and PAT of INR 500mn (2012)
- Net worth INR 500mn (2010)
- CREDAI Real Estate Award 2012 for MAHALAYA-II, Best Individual Dwelling Row House
- GIHED Award for GCP Business Center, Ahmedabad – Best Commercial Project 2013

Scaling Up... (2014-2020)

- Highest ever cash flow of INR 2,800 Mn; crossed turnover of INR 3,000 Mn (2016); delivered 22 msf (2019)
- Bonus issue 1:2 (2016)
- CREDAI CSR award 2015 for Public Awareness; CNBC award for Best Residential Project (MID) for Malabar County 2016.
- ABP Asmita Award for Best Brand-Real Estate 2019; Realtors Award 2020 for Real Estate Awareness & Education

Well Established Brand; Strong Transparency

- ✓ Ganesh Housing Corporation Limited ('GHCL') is the flagship company of Ganesh Group; listed since 1993
- ✓ Leading residential developer across mid and higher income segment; Enviably track record of identifying several high potential locations and converting them into prime locations
- ✓ Has one of the largest developable land bank in the Ahmedabad – 500 acres of land in prominent and potential growth areas of Ahmedabad
- ✓ Deep understanding of this market and its regulations, strong relations with local supply chain, and ready access to highly skilled contract workers, makes us a top player in the region
- ✓ Expanding presence in commercial, retail and township format
- ✓ Consistent transparency from registration to property delivery

Proven Execution Track Record

Maple Tree: Speed of execution to enhance shareholder value

Feb'15



Land of ~ 10 acres identified

Apr'15



Project launched and construction start

2 month

Apr'16



Significant progress made in less than one year

12 months

Apr'17



Construction work completed in two towers

12 months

Jan'19

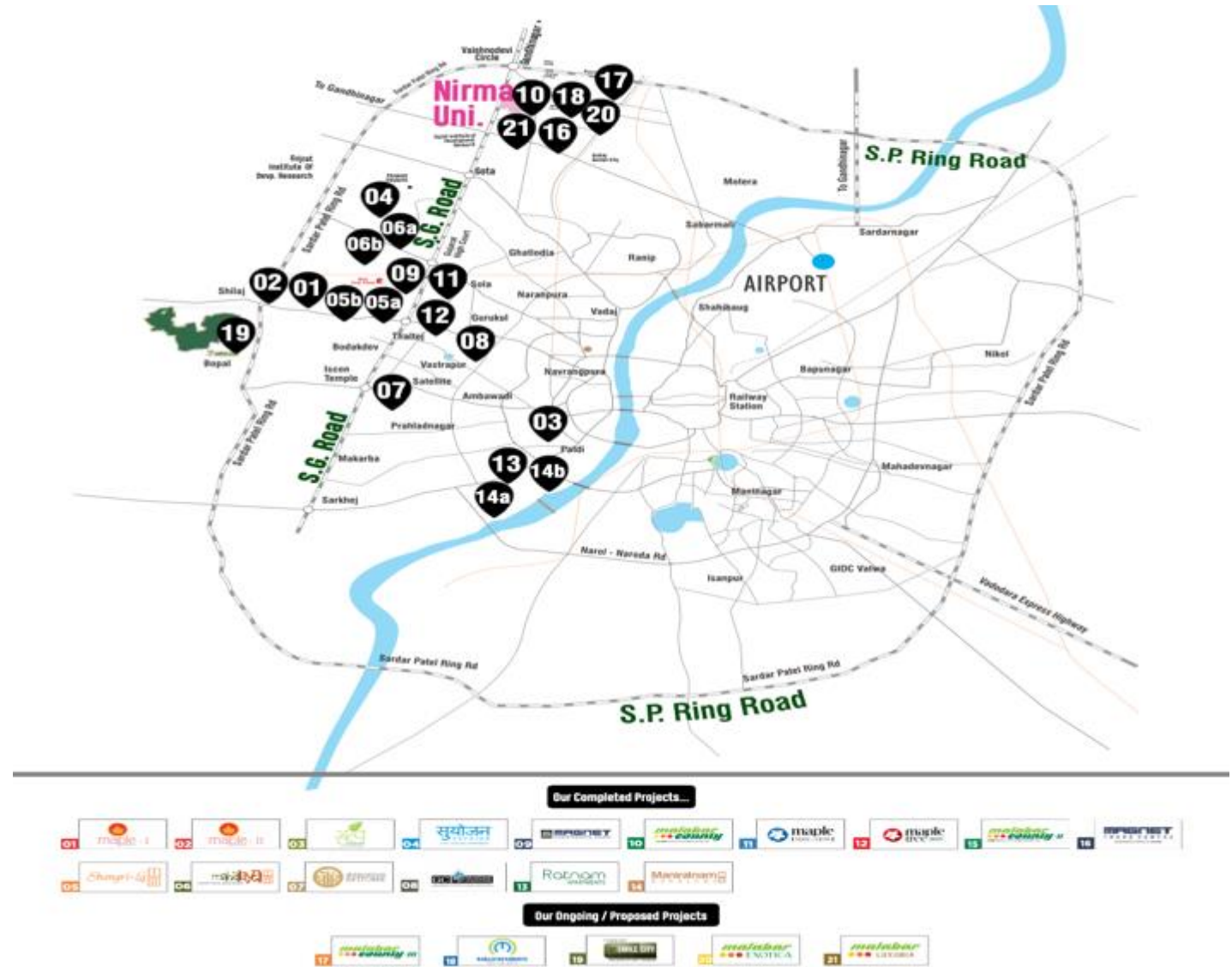


Completion

22 months

Significant Land Reserves for Future Growth

- ✓ ~500 acres of land reserves in strategic locations across Ahmedabad
- ✓ 36-40 msf of development potential
- ✓ Ability to take advantage of favourable market conditions by launching projects quickly without having to acquire land
- ✓ Rationalize land reserves in areas with limited potential and selectively replenish reserves in strategic locations



What Sets Us Apart



Strong Leadership Team

01

Dipak Kumar Patel - Chairman

Associated with GHCL since 1991; leading the land related matters and govt. liasoning for the group

02

Shekhar Patel - MD

Veteran with an experience of over 26 years; leading day to day management of the company; associated with GHCL since 1994

03

Pankaj Teraiya – President (Projects)

BE Civil with an experience of over 28 years; associated with GHCL since 1994

04

Rajendra Patel – President (Treasury)

Veteran with an experience of 45 years in real estate; with GHCL from 1976

05

Rajendra Shah - CFO

CA & ICWA with an experience of over 25 years; associated with GHCL from 2017

06

Anil Mattoo – President (Sales & Marketing)

PGDM from IMT Ghaziabad; experience of over 25 years

07

Aman Mehta – President (Liasoning & Corporate Affairs)

B.Com with an experience of 25 years; associated with GHCL since 2019

08

Vijay Lalaji – President (Legal & Secretarial)

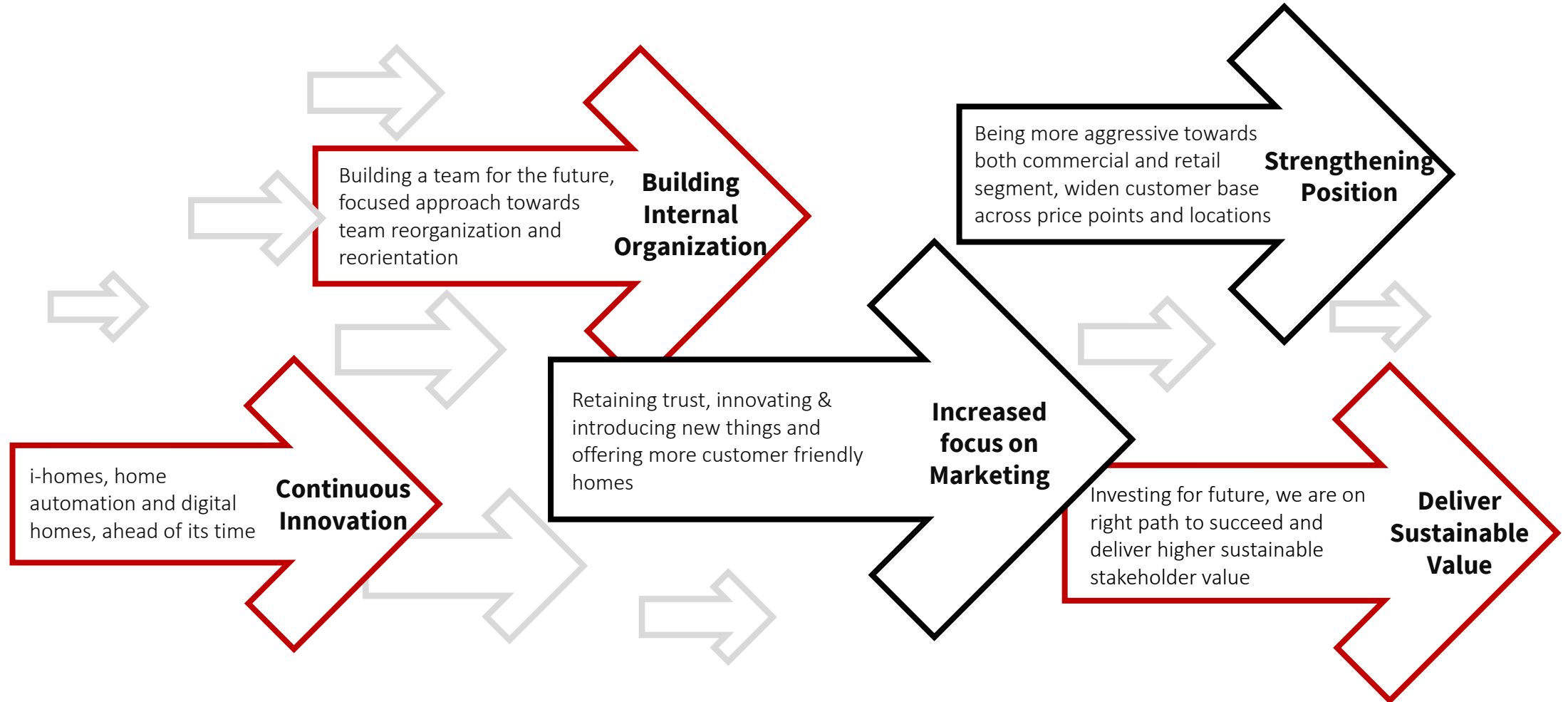
B.Com, LLB & FCS with an experience of 39 years; associated with GHCL from 1995

09

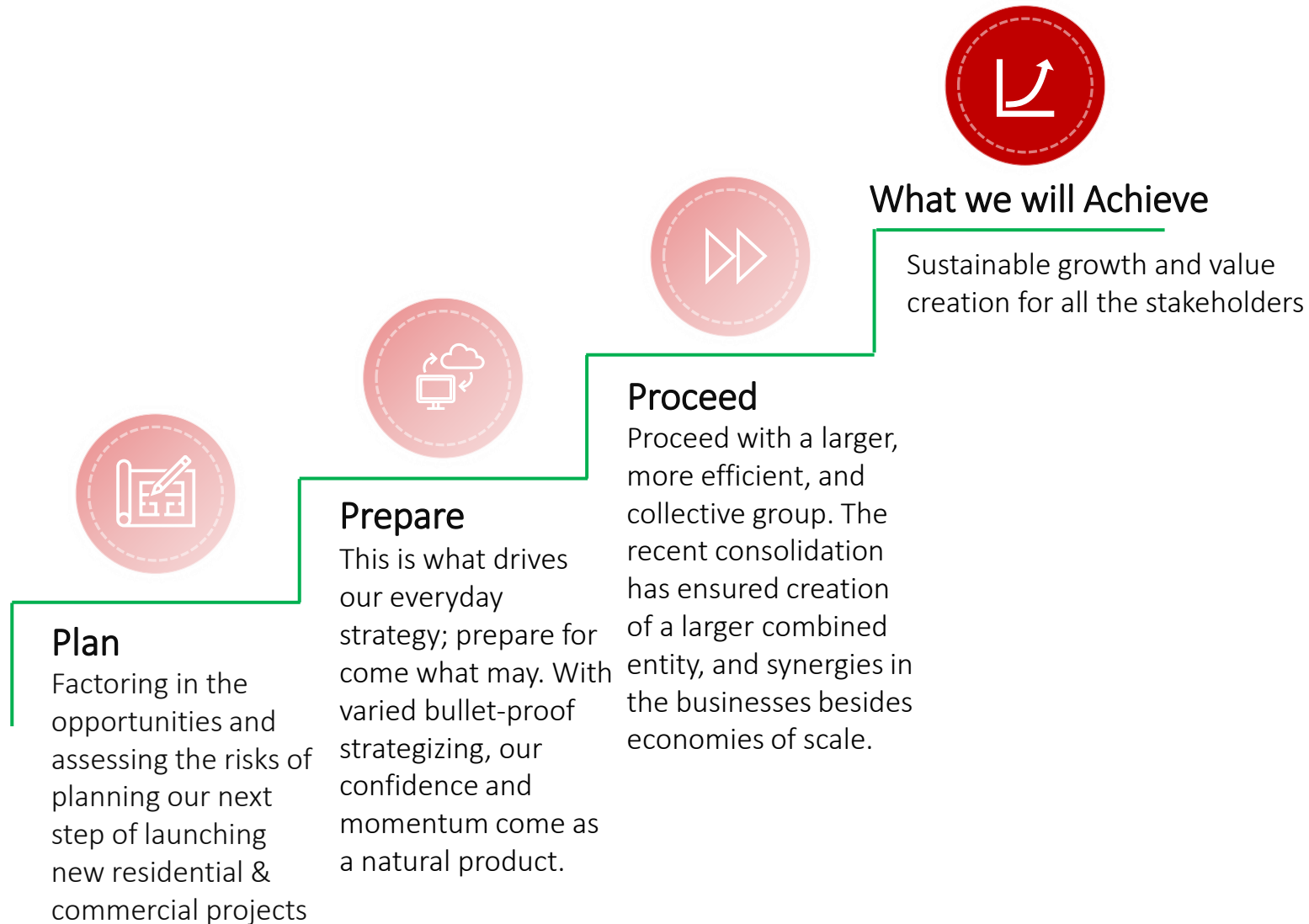
Neeraj Kalawatia – Vice President (Finance)

CA, ICWA & IIM Calcutta alumni with an experience of over 21 years; associated with GHCL from 2015

Strategic Priorities



Way Forward : Plan, Prepare and Proceed



Consolidated Income Statement (Historical)

Particulars (INR mn)	FY23	FY22	FY21	FY20	FY19	FY18
Revenue	6,208	3,849	1,820	2,773	2,672	5,082
EBITDA	2,563	1,355	(377)	(504)	770	2,031
EBITDA (%)	41.3%	35.2%	(20.7%)	(18.2%)	28.8%	39.9%
Depreciation	27	20	17	21	23	26
EBIT	2,535	1,335	(394)	(525)	747	2,005
Interest	134	363	748	799	917	1,005
PBT	2,401	972	(1,142)	(1,324)	(170)	1,000
PAT	1,022	706	(1,053)	(1,196)	265	508
PAT Margin (%)	16.5%	18.3%	(57.8%)	(43.1%)	9.9%	10.0%
EPS (INR)	12.25	12.47	(21.38)	(24.39)	5.40	10.36

Balance Sheet (Historical)

Particulars (INR mn)	FY23	FY22	FY21	FY20	FY19	FY18
Equity Share Capital	834	834	492	492	492	492
Reserves & Surplus	10,262	7,064	4,528	5,750	6,980	8,400
Minority Interest	683	870	871	931	927	927
Shareholder's Equity	11,779	8,768	5,891	7,173	8,399	9,819
Borrowings	36	1,377	3,393	4,944	6,486	6,770
Other Liabilities	2,371	1,649	2,028	1,600	2,577	1,802
Total Liabilities & Equity	14,185	11,794	11,312	13,717	17,462	18,391
Net Fixed Assets	2,824	2,078	2,078	2,254	2,249	2,235
Other non-current assets & advances	165	3,956	1,058	990	752	729
Current Assets	11,197	5,760	8,176	10,473	14,461	15,427
Investments	0	0	0	0	0	0
Total Assets	14,185	11,794	11,312	13,717	17,462	18,391

Cash Flows and Ratios (Historical)

Particulars (INR mn)	FY23	FY22	FY21	FY20	FY19	FY18
Operating Cash Flow excl. WC	1,862	1,341	(658)	(663)	(469)	1,470
Working Capital Changes	(1,556)	(931)	1,980	1,890	1,761	(717)
Investment Activities	2,782	394	434	531	841	260
Financing Activities	14	(852)	(1,726)	(2,022)	(2,162)	(1,045)
Ratios						
Debt/Equity (x)	Nil	0.2	0.68	0.79	0.87	0.76
Net Debt/Equity (x)	Nil	0.16	0.64	0.77	0.81	0.71
RoE (%)	9.21%	8.94%	(20.97%)	(19.16%)	3.55%	5.71%
RoCE (%)	21.37%	13.97%	(4.79%)	(4.93%)	5.63%	13.53%
BVPS	133.06	94.70	101.98	126.80	151.79	180.63



**THANK
YOU**