

Ref No: PSPPROJECT/SE/57/23-24

November 02, 2023

Corporate Relations Department
BSE Limited
Floor 25, P.J. Towers,
Dalal Street, Mumbai- 400 001
Scrip code: 540544

Listing Department
National Stock Exchange of India Limited
Exchange Plaza, Bandra Kurla Complex,
Bandra (East), Mumbai – 400 051
Scrip Symbol: PSPPROJECT

Dear Sir/Madam,

Subject: Investor Presentation for the quarter and half year ended September 30, 2023

Pursuant to Regulation 30 of the SEBI (Listing Obligations and Disclosure Requirements) Regulations, 2015, please find enclosed herewith the Investor Presentation for the quarter and half year ended September 30, 2023.

Kindly take the same on your record.

Thanking You,

Yours faithfully,

For PSP Projects Limited

Kenan Patel
Company Secretary and Compliance officer

Encl: As Above



PSP Projects Ltd.

Investor Presentation

Q2FY24 & H1FY24
November 2023

www.pspprojects.com

©2021 – PSP Project Ltd., All Rights Reserved.



Contents

- 01 PSP Projects Limited - Build to Last:
The growth story In a Nutshell

- 02 A look at the quarter gone by

- 03 Indian Construction Industry

- 04 The drivers that transcended PSPs growth since inception


- 05 Precast Facility:
Enhancing capabilities. Exploring newer technologies.

- 06 Investment Rationale

- 07 Project Profile

- 08 Key Strategy to strengthen the legacy of trust
associated with PSP Brand going forward

- 09 Awards and Recognition



PSP Projects limited – Build to Last



The growth story in a Nutshell

- Incorporated in 2008, successfully led by First Generation Civil engineer having 37 years of experience
- India based construction company offering a diversified range of construction and allied services across industrial, institutional, government, government residential and residential projects
- Integrated EPC company across construction value chain from Design, Construction, Mechanical, Electrical, Plumbing (MEP), Interior, O&M Services
- Geographically diversified with presence in six states viz. Gujarat, Rajasthan, Karnataka, Uttar Pradesh, Maharashtra and New Delhi
- Listed on NSE and BSE on May 29, 2017, raising Rs.211.68 crore
- In December 2021, commissioned Precast facility in Gujarat with the objective to provide sustainable building solutions and technological upgradation aiding in captive consumption

As on 30 September 2023



₹4,898 crore
Order Book



212
Completed Projects



54
On-going Projects

1,800+
Workforce



₹1,850cr
Largest Project till Date



'CARE A+; Stable / CARE A1+
Credit Rating



During H1FY24



₹934 crore
Order Inflow



7
Completed Projects

FY23



₹3,421 crore
Order Inflow



22
Completed Projects

5-year CAGR
Growth Rate
FY18-FY23

21.43%
Revenue from
Operations

17.28%
EBITDA

15.65%
PAT

PSP Projects has entered the league of handling higher value projects thereby competing with select few notable companies in the segment



PSP Projects Ltd.

A Look at the Quarter gone by

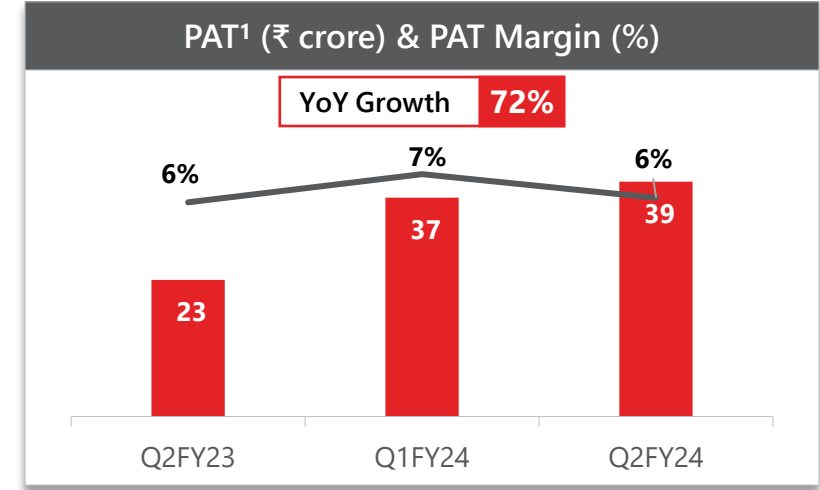
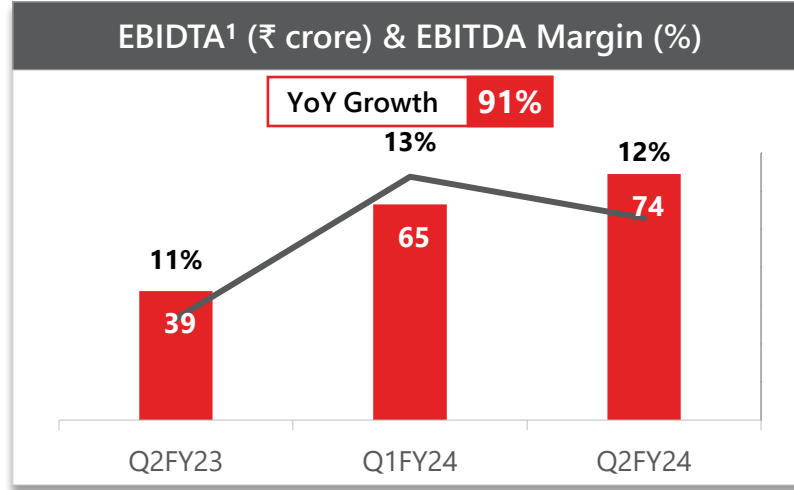
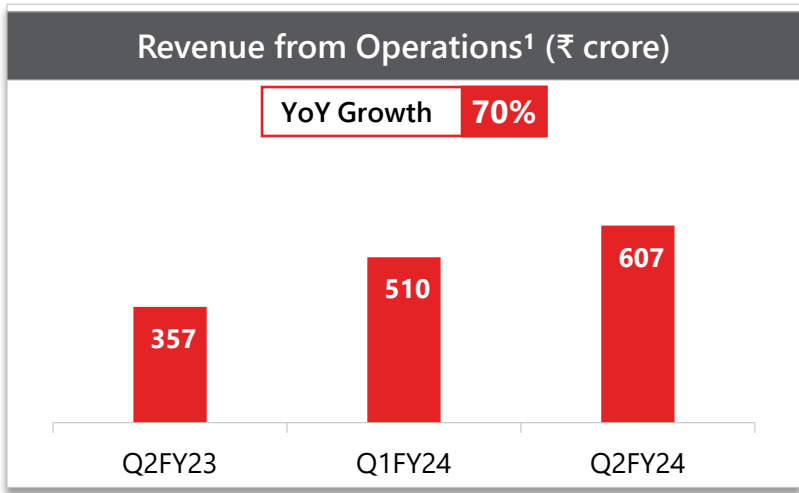
www.pspprojects.com

©2021 – PSP Project Ltd., All Rights Reserved.

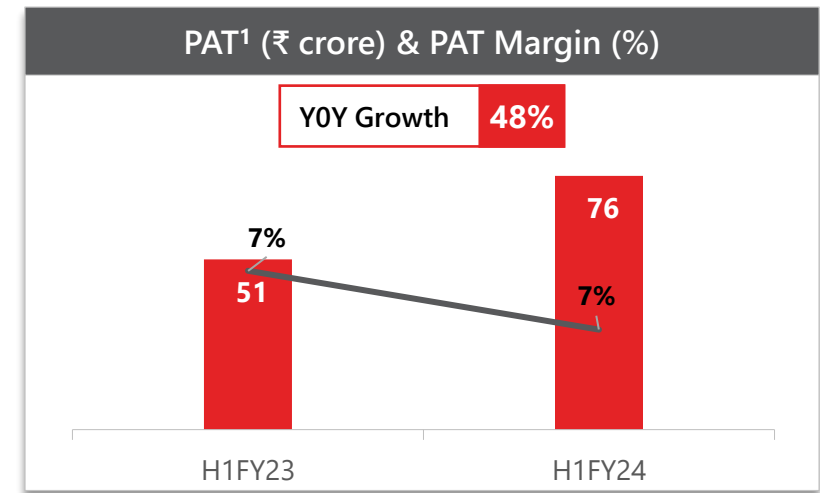
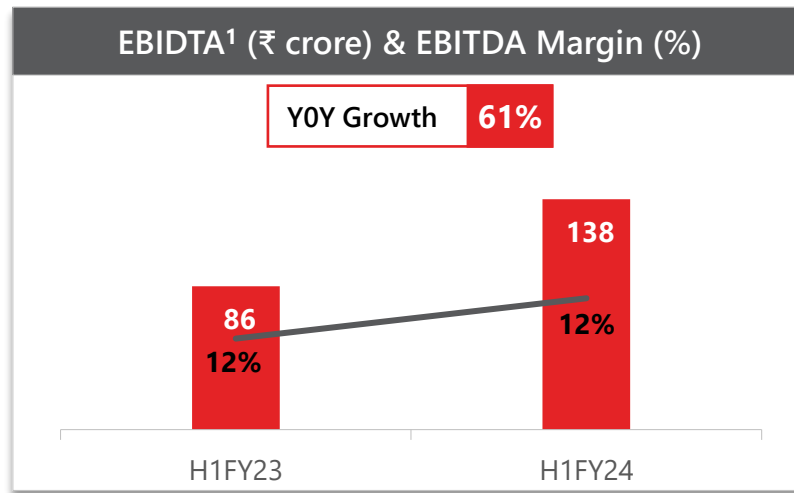
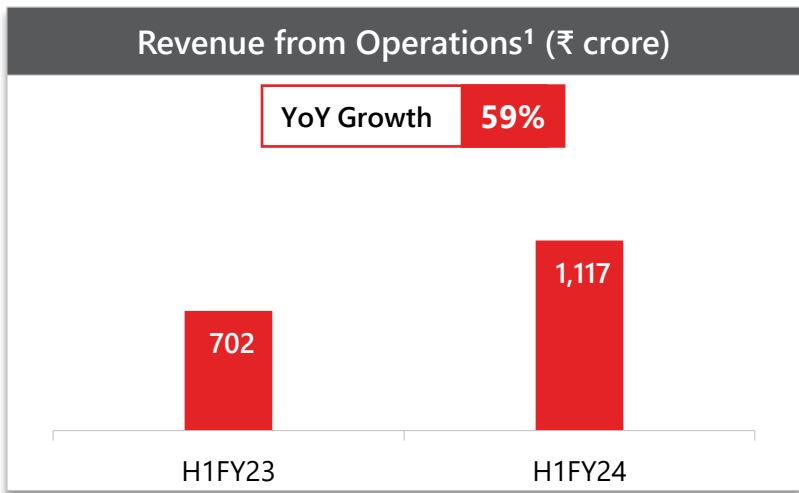


Financial Performance during Q2FY24 & H1FY24

Q2FY24 Standalone Highlights



H1FY24 Standalone Highlights



Standalone Profit & Loss : Q2FY24 & H1FY24



Particulars (₹ Lakhs)	Q2 FY24	Q2 FY23	Y-o-Y	Q1 FY24	Q-o-Q	H1FY24	H1FY23	Y-o-Y
Revenue from Operations	60,714.85	35,660.39	70%	50,956.03	19%	1,11,670.88	70,184.63	59%
Cost of materials consumed including WIP	21,062.82	8,046.56		19,306.45		40,369.27	18,253.13	
Construction Expenses	28,800.00	20,994.03		21,538.97		50,338.97	37,883.30	
Employee benefits expense	2,956.12	2,248.68		2,818.75		5,774.87	4,427.81	
<i>Other expenses</i>	521.74	510.58		827.23		1,348.97	1,049.07	
<i>Total Operating Expenses</i>	53,340.68	31,799.85	68%	44,491.40	20%	97,832.08	61,613.31	59%
EBITDA	7,374.17	3,860.54	91%	6,464.63	14%	13,838.80	8,571.32	61%
EBITDA Margin	12.15%	10.83%		12.69%		12.39%	12.21%	
Other Income	603.13	833.40		570.45		1,173.58	1,395.05	
Finance costs	1,245.17	704.93		908.42		2,153.59	1,264.33	
<i>Depreciation</i>	1,435.86	905.89		1,184.67		2,620.53	1,778.24	
Profit Before Tax and Exceptional Item	5,296.27	3,083.12	72%	4,941.99	7%	10,238.26	6,923.80	48%
Exceptional Gain/(Loss)(net of tax)	-	-		-		-	-	
<i>Profit Before Tax and after Exceptional Item</i>	5,296.27	3,083.12	72%	4,941.99	7%	10,238.26	6,923.80	48%
<i>Tax Expense</i>	1,355.66	790.81		1,269.68		2,625.34	1,782.54	
Other comprehensive income	2.30	2.30		2.30		4.60	4.60	
Profit After Tax	3,942.91	2,294.61	72%	3,674.61	7%	7,617.52	5,145.86	48%
PAT Margin (%)	6.43%	6.29%		7.13%		6.75%	7.19%	
Earnings Per Share (₹)	10.95	6.37		10.20		21.15	14.28	

Standalone Balance Sheet : H1FY24

Particulars (₹ Lakhs)	H1FY24	FY23	FY22
ASSETS			
Non current Assets			
(a) Property, Plant and Equipment	30,943.05	23,840.57	20,601.82
(b) Capital Work-In-Progress	1,237.83	1,773.50	-
(c) Other Intangible Assets	118.54	118.87	135.31
(d) <u>Financial Assets</u>			
(i) Investments	71.68	71.68	71.68
(ii) Loans	-	-	-
(iii) Other Financial Assets	16,866.71	20,505.71	22,785.47
(e) Deferred Tax Asset (Net)	1,365.29	1,216.36	937.57
(f) Other Non Current Assets	432.69	724.22	191.63
Total Non-Current Assets	51,035.79	48,250.91	44,723.48
Current Assets			
(a) Inventories	24,356.84	15,163.55	8,064.91
(b) <u>Financial Assets</u>			
(i) Trade receivables	46,059.27	43,420.92	31,177.92
(ii) Cash and cash equivalents	5,410.07	9,384.51	8,758.63
(iii) Bank Balances other than (ii) above	19,206.95	14,824.89	10,759.46
(iv) Loans	427.39	435.22	593.25
(v) Other Financial Assets	41,059.15	29,661.48	13,339.23
(c) Other Current Assets	19,123.77	13,800.22	9,243.74
(d) Current Tax Assets (Net)	-	680.04	-
Total Current Assets	1,55,643.44	1,27,370.83	81,937.14
Total Assets	2,06,679.23	1,75,621.74	1,26,660.62

Particulars (₹ Lakhs)	H1FY24	FY23	FY22
Equity			
(a) Equity Share Capital	3,600.00	3,600.00	3,600.00
(b) Other Equity	83,100.06	76,382.54	64,871.52
Total Equity	86,700.06	79,982.54	68,471.52
Non-Current liabilities			
(a) <u>Financial Liabilities</u>			
(i) Borrowings	2,250.09	3,805.81	1,718.07
(b) Provisions	196.93	213.79	151.87
Total Non-Current Liabilities	2,447.02	4,019.60	1,869.94
Current Liabilities			
(a) <u>Financial Liabilities</u>			
Borrowings	37,732.97	10,692.32	8,247.62
(ii) Trade Payables			
- Total outstanding dues of micro enterprises and small enterprises	2,090.73	2,342.74	1,284.41
- Total outstanding dues of creditors other than micro enterprises and small enterprises	41,043.12	34,414.49	24,476.48
(iii) Other Financial Liabilities	5,315.01	5,970.18	3,600.55
(b) Other Current Liabilities	30,922.74	38,071.24	18,689.78
(c) Provisions	236.81	128.63	19.59
(d) Current Tax Liabilities (Net)	190.77	-	0.73
Total Current Liabilities	1,17,532.15	91,619.60	56,319.16
Total Liabilities	1,19,979.17	95,639.20	58,189.10
Total Equity and Liabilities	2,06,679.23	1,75,621.74	1,26,660.62

Management Commentary on Key Highlights

We continue to grow organically by focusing on executing projects in a timely manner while maintaining consistent quality.



Mr. Prahaladbhai Patel

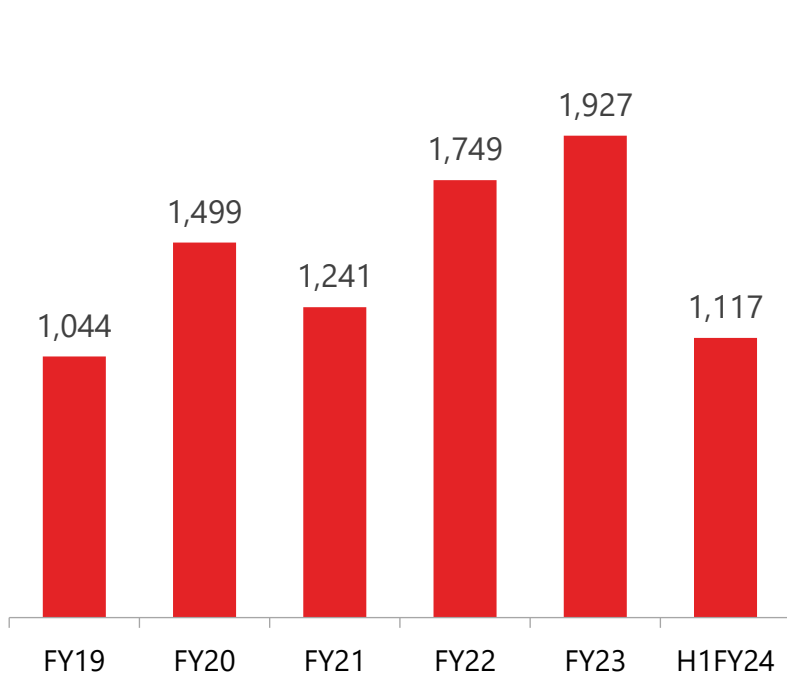
CHAIRMAN, MD AND CEO
PSP PROJECTS LIMITED

- During Q2FY24, the revenue from operations grew by 70% to Rs.607 crore. The EBIDTA grew by 91% to Rs.74 crore. The EBIDTA margin for the quarter is at 12.2%. The improvement in revenue is a mix of higher execution in our on-going projects and UP projects being on advanced stage of completion.
- As on 30 September 2023, the outstanding order book was to the tune of Rs.4,898 crore, a marginal decline by 4% on YoY basis on account of faster execution and completion of on-going projects in comparison to order inflow.
- During the quarter, the company was bestowed “Contractor of the year” award for 500 Crore or above projects category as well as “Excellence in Construction Sector” award for the project “Development of Shri Kashi Vishwanath Dham” by the Gujarat Contractors Association Awards & Vibrant Summit, 2023
- During the quarter and half year, the company received an order inflow to the tune of Rs.175 crore and Rs.934 crore excluding GST. In addition, considering the recent orders received by the company, the order inflow as on date stands at Rs.959 crore.
- During Q2FY24 and H1FY24, the company was awarded 9 projects and 14 projects respectively. During the quarter, key projects awarded are:
 - Commercial building in Gift City
 - Astral Corporate House Phase III
 - Additional scope of work for Construction of Chocolate Plant (Phase III) for a Multi-National Company in Sanand, Ahmedabad
- During the quarter, the revenue booked from all UP projects is to the tune of Rs.268 crore and as on date the revenue booked is Rs.1,183 crore. The projects are at advanced stages and work is going on as per the schedule.

Annual Financial Performance

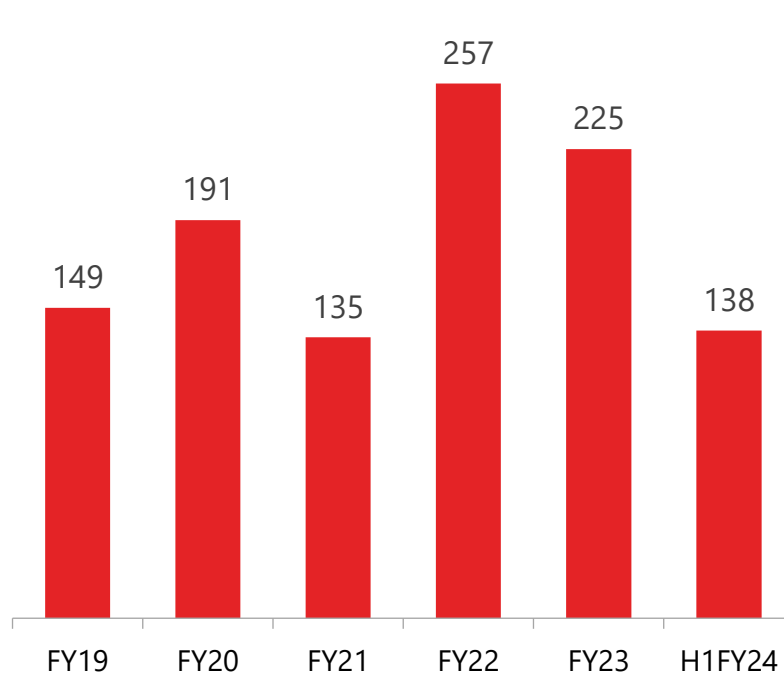
Revenue from Operations¹ (₹ Crore)

#CAGR : 21%



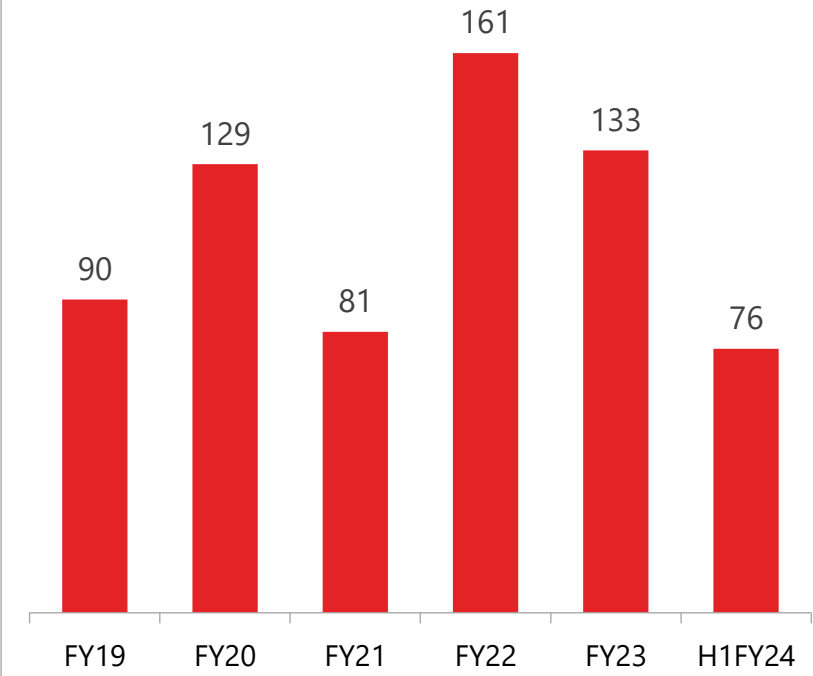
EBITDA¹ (₹ Crore)

#CAGR : 17%



PAT¹ (₹ Crore)

#CAGR : 16%

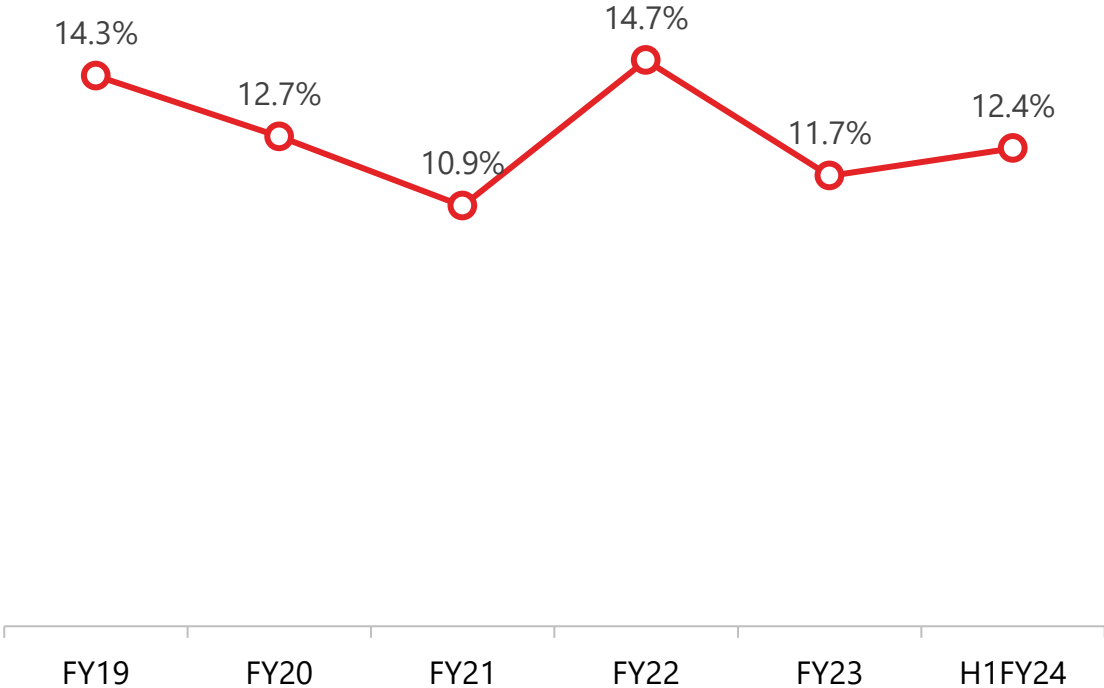


Notes: # CAGR based on five years completing on 31.03.2023 (FY23)
(1) Numbers have been rounded off

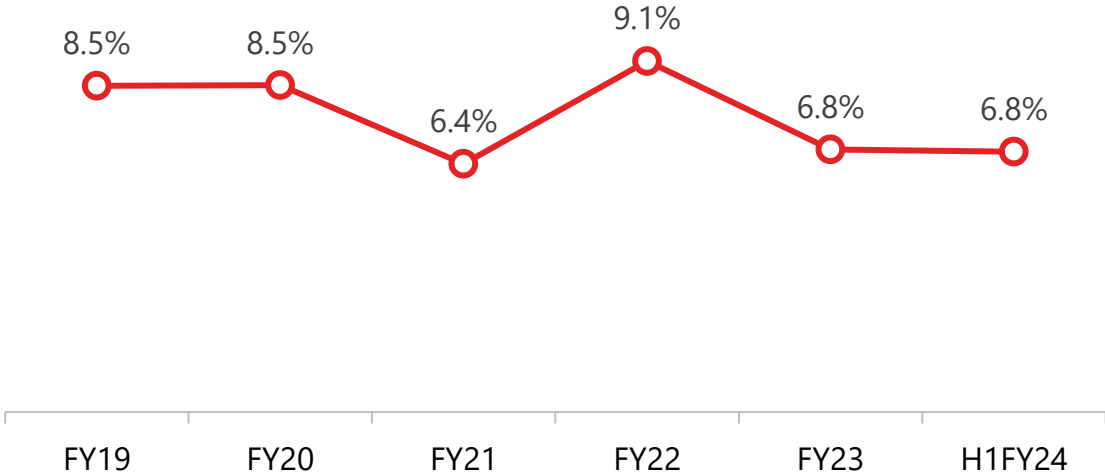
Business Robustness in Numbers



EBITDA / Revenue from Operations
EBITDA Margin%



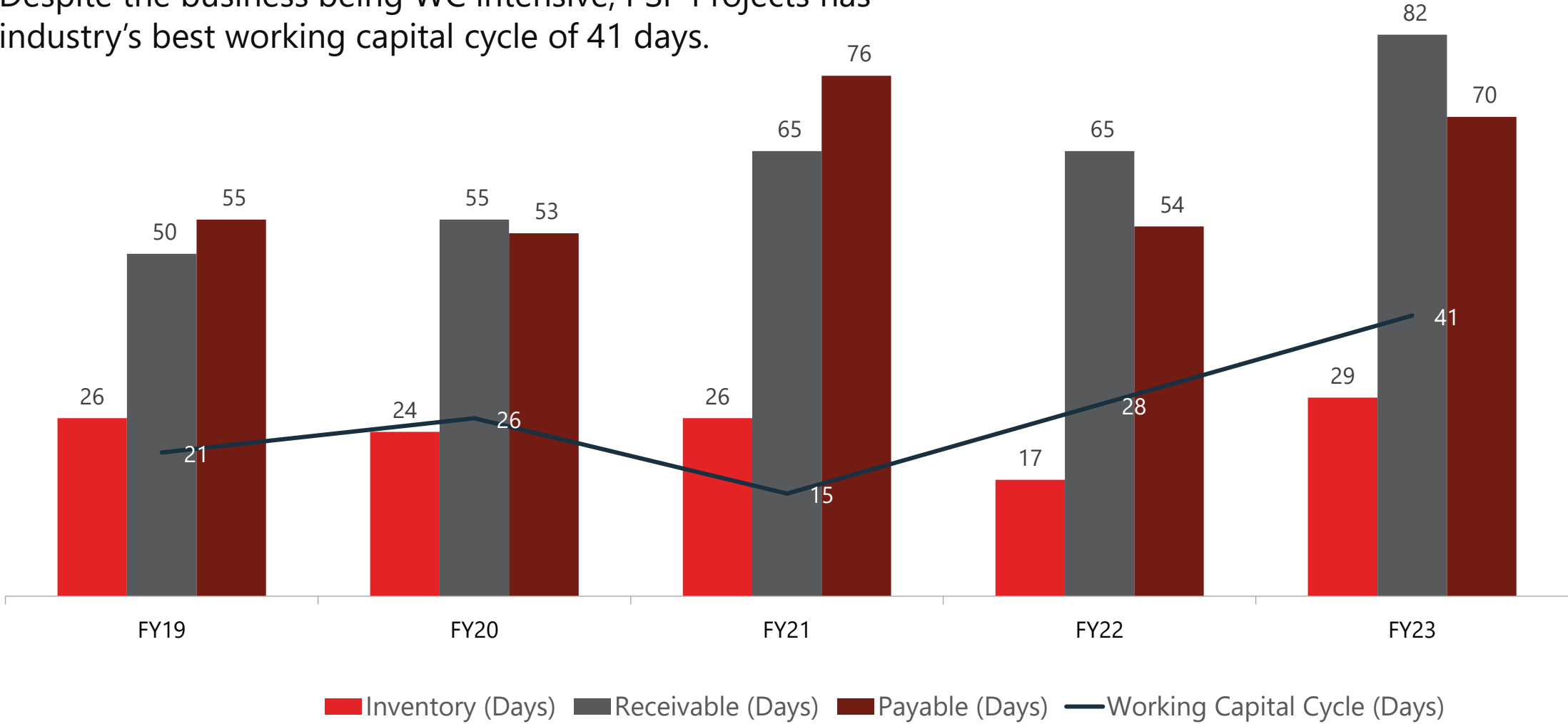
Profit After Tax / Total Revenue
PAT Margin%



Prudent Working Capital Cycle in Construction Space

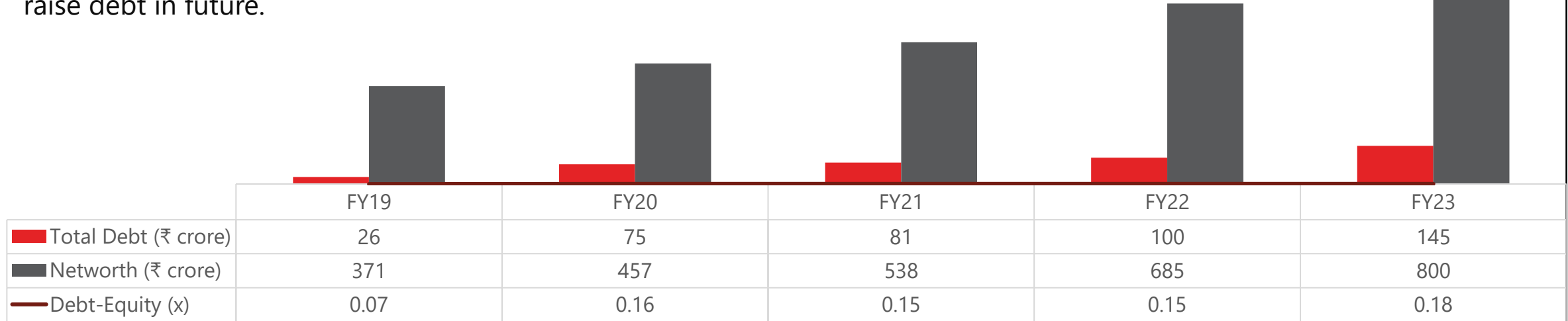


- Despite the business being WC intensive, PSP Projects has industry's best working capital cycle of 41 days.




Along with comfortable Leverage Position

- Comfortable leverage at 0.18 times (FY23), providing adequate room to raise debt in future.



Particulars (₹ Crore)	FY19	FY20	FY21	FY22	FY23
Total Debt	26.25	74.85	80.96	99.66	144.98
Cash and Bank Balance	35.05	41.21	115.33	87.59	93.85
Fixed Deposit	213.32	209.36	141.17	249.87	246.48
Total Cash and Bank Balance	248.37	250.57	256.50	337.46	340.33
Net Debt	-222.12	-175.73	-175.54	-237.80	-195.35

- A negative Net Debt implies ample cash and cash equivalents to pay off the short & long-term debt of the company.



Indian Construction Industry

www.pspprojects.com

©2021 – PSP Project Ltd., All Rights Reserved.



An Important growth driver of India's Economy



8%

Construction Industry's contribution to India's GDP



**15.9%
Growth**

Industry is expected to register an annual growth of 15.9% in real terms in 2021, following a decline of 12.3% in 2020.



**\$5tn
Economy**

Gol's intent of becoming a \$5tn economy it plans to achieve through infrastructure development due to the high multiplier effect

Initiatives taken by Gol to bolster growth in construction sector

Governments Push

- Under Budget 2023-24, capital investment outlay for infrastructure increased by 33% to ₹ 10 lakh crore, 3.3% of GDP; comprising 3x the outlay of 2019-20
- High-speed bullet trains and metro rail, construction of Delhi-Mumbai Industrial Corridor, concept of sustainable smart cities like GIFT City, hospitals and greenfield industrial smart city projects are contributing to India's dynamic transformation
- Gol announced an ambitious project of adding 100 new airports by 2024
- 157 new nursing colleges will be established in co-location with the existing 157 medical colleges established since 2014
- Since 2016-17, the budget for the Pradhan Mantri Awas Yojana, the flagship housing scheme of the government, has increased 280% from ₹ 20,936 crore to ₹ 79,590 crore in the latest 2023-24 budget.
- National Infrastructure Pipeline (NIP) earmarked 7,400 projects focused on building roads, housing, urban development, railways, conventional power, renewable energy, and irrigation.
- Allocated ₹ 6,450 crore in Union Budget 2021-22 for the Smart Cities Mission



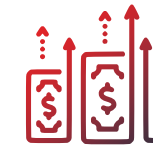
FDI Inflow

- The infrastructure and construction sector is allowed for 100% foreign investment through automatic route.



Consolidation


- Consolidation in the private sector will further intensify as stronger players will become more stronger by gaining market share



Pandemic induced Incentives

- Gol has introduced favourable policies such as lowering the bank guarantee requirement, faster clearance of bills, and speedier clearances / approvals.

We believe that owing to healthy balance sheets, access to capital and many unlisted/weaker players being shunted out of the market, the market share of large organized players is set to grow further in the next 2-3 years



Drivers that transcended PSPs growth since inception

www.pspprojects.com



Hybrid Approach with presence in Private and Public projects



Industrial Projects

Construction of industrial buildings for pharmaceuticals, Tyre, Dairy, Engineering companies, etc.

66*



Institutional Projects

Construction of buildings for hospitals and healthcare services, educational institutes, malls, hospitality services and corporate offices

93*



Government Projects

Undertake various challenging and prestigious real estate and infrastructure projects spearheaded by the government and PSUs such as CM's Office, Riverfront Development project, Renovation of Vidhansabha Building

31*



Government Residential Projects

Execution of prestigious residential-cum-commercial projects, spearheaded by the government in the affordable housing category under Mukhya Mantri GRUH Yojana

03*



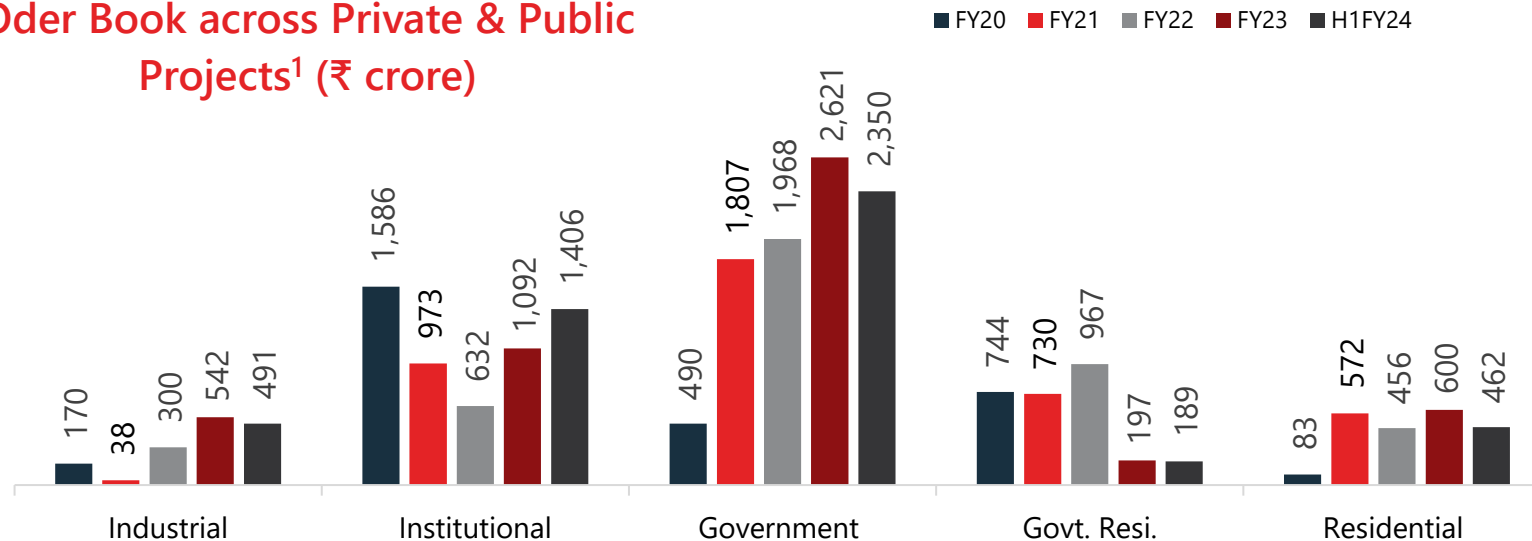
Residential Projects

Construction of private residential buildings for group housing, townships and independent houses for select private customers

19*

* Number of Projects Completed as on 30 September 2023

Order Book across Private & Public Projects¹ (₹ crore)

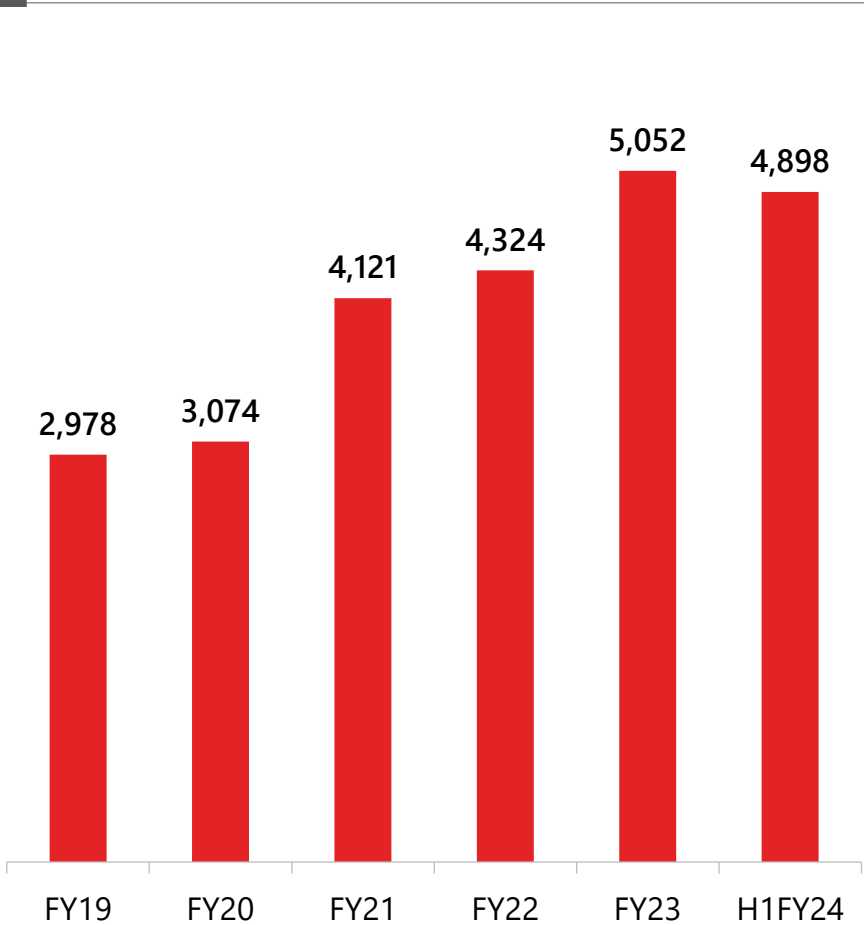


- Outstanding order book as on 30 September 2023 is ₹4,898 crore
- Government projects comprised 52% of the order book as on H1FY24 vs 56% in FY23
- By diversifying skill sets and order book across different projects, PSP Projects can pursue a broader range of project tenders and consequently, optimize business volume and profit margins

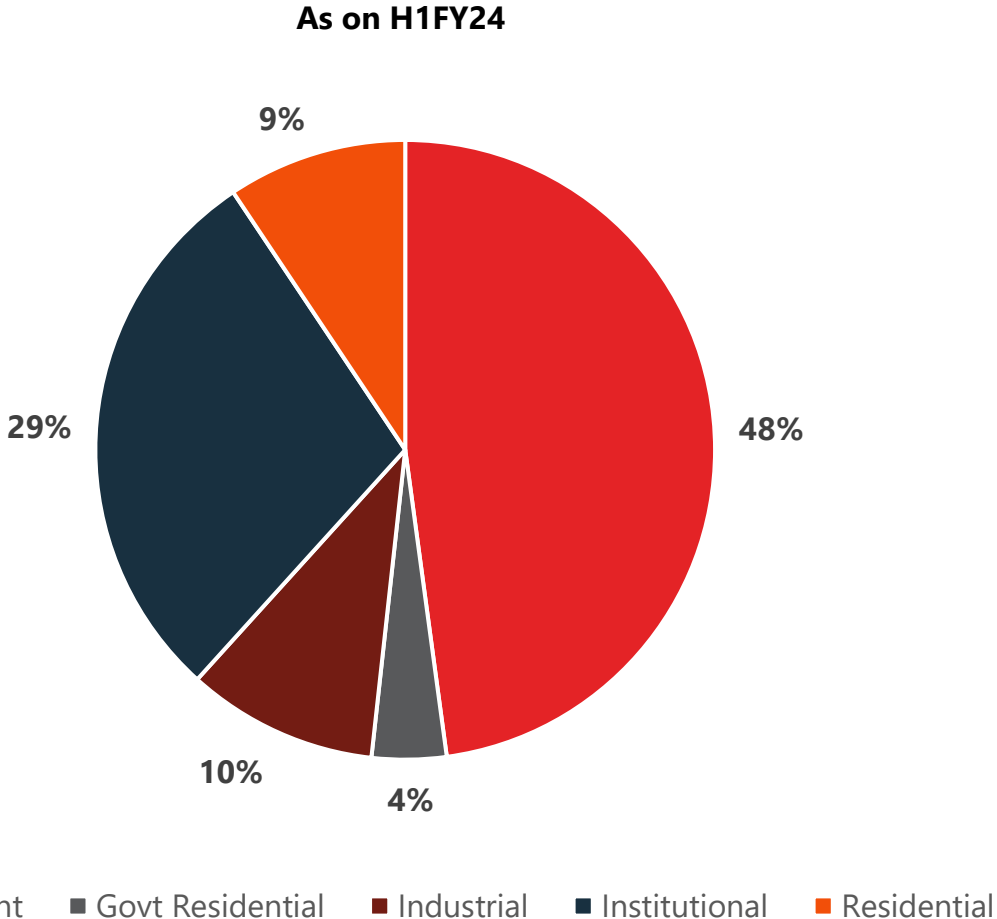
Robust Order Book and Growing Pre-Qualification Credentials



Growing Order Book¹ (₹ crore)



Work on hand across Private and Public Projects



Confidence to replicate the Success Story outside Home State

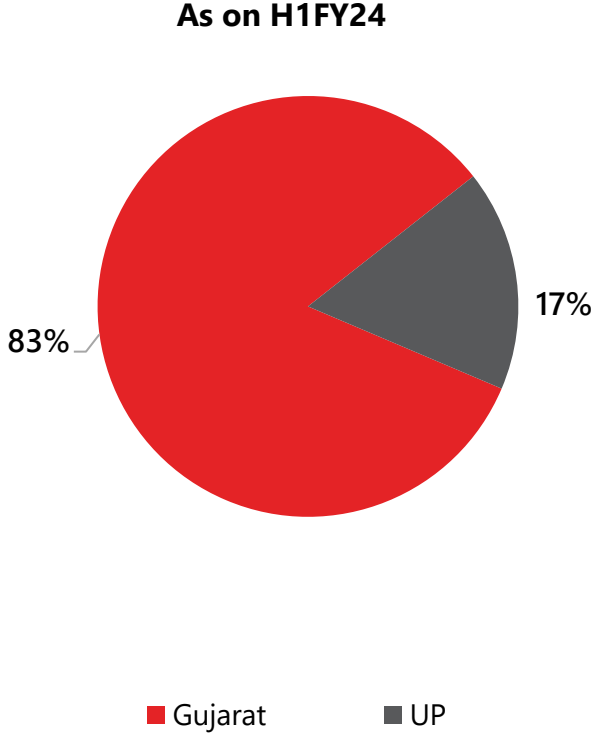


- Being headquartered in Ahmedabad, not only is the company strategically located in the core market of Gujarat but have gradually expanded its presence to six different states of India, establishing a pan-India presence.
- Now, PSP is present in six states viz. Gujarat, Rajasthan, UP, Karnataka, New Delhi and Maharashtra.
- Initially, PSP established itself as a renowned name in the construction space in Gujarat construction market, after 8 years of operations only in 2016 did PSP hatch out of Gujarat.
- Dairy Project for Bangalore Milk Union Limited in Karnataka and Medical College & Hospitals at two locations in Rajasthan are key projects completed outside the state of Gujarat.

Key on-going projects outside Gujarat (₹ crore)

1	UTTAR PRADESH: EPC projects for Medical Colleges and Hospitals at 7 locations in Uttar Pradesh	1,491
2	UTTAR PRADESH: Affordable Housing project	239

Growing Geographical Footprint



Belief, Trust and Support of Customers



Proven Track Record



In delivering projects on-time and quality projects, the faith and confidence rested by the clients can be assessed by esteemed projects and repeat orders secured over the years.



PSP has repeatedly serviced projects for:

Zydu Cadila Group	29
Torrent Group	15
UP – Public Works Department	8
Sabarmati Riverfront	8
Adani Group	7
Claris Group	6
Road & Building, Gujarat	4
Reliance	2
Intas Group	2

As on FY22

Ethics & Trust



Strong work Ethics makes PSP a favourable and preferred choice

Worked with more than 100 private and public clients across India



Biggest Project



Surat Diamond Bourse



SDB is the world's largest office building on a single basement.

It's a ₹1,850 crore project, 66 lakh sq. ft. With completion of this project, **the company has entered the league of handling prestigious projects up to ₹2,500* crore.**

Clientele with High Quality Business

Work on Hand as on 30 September 2023 - (Major Projects) | [₹ Crore]

Description of Project	Location	Name of the Client	Contract value	Outstanding Contract Value
SMC Highrise building	Gujarat	Municipal Corporation	1,344	1,222
Sports Complex	Gujarat	Municipal Corporation	504	363
Dharoi Dam	Gujarat	State Government	317	310
Medical Colleges & Hospital at 7 Locations	Uttar Pradesh	Public Works Department	1,491	308
Noodle Factory Phase II & III	Gujarat	Multinational	315	277
BAPS Sabha Hall at Vadodara and Surat	Gujarat	Institutional	260	250
Corporate Office Building	Gujarat	Private Company	290	202
National High Speed Project (Precast)	Gujarat	L&T	195	192
Residential Buildings of PAC Mahila Battalion at Badaun	Uttar Pradesh	Public Works Department	239	189
Residential Project	Gujarat	Private Company	252	180
Commercial Building in Surat	Gujarat	Institutional	139	137
Tallest Residential in GIFT city	Gujarat	Nila Infra	122	102
Total			5,467	3,733

The Team that made PSP fulfil its ambitions

Ably Supported by Experienced Professionals



Mahesh Patel

Senior Vice President - Operations

- Holds a diploma in civil engineering
- Heads the project operations
- He has been an instrumental part of all the projects completed by PSP Projects till date.
- He has been with the company since inception



Maulik Patel

Vice President - Procurement

- Attended the course for bachelor's degree in commerce
- Heads the procurement, management of plants and machineries and form works.
- He has been associated with the company since inception and played a pivotal role in PSP's growth.



Hetal Patel

Chief Financial Officer

- Member of the Institute of Chartered Accountants of India and holds a masters degree in commerce from Gujarat University
- Also a certified internal auditor from the Institute of Internal Auditors (USA)
- With the company since a decade.



Viplav Shah

Vice President - Planning

- Diploma in Construction Technology from School of Building Science & Technology (Currently CEPT University) and Management Education Program from IIM Ahmedabad.
- He brings 26 years of experience in the construction field.



Pratik Thakkar

General Manager - BD

- Pratik Thakkar is General Manager - Business Development of the company
- Bachelor's degree in commerce and diploma in marketing management
- Experience in Business Development
- Associated with the company since 8+ years

Leadership and Management



Prahaladbhai Patel
Chairman, MD and CEO

- Bachelor's degree in civil engineering from Saurashtra University, and has been working in the civil construction space by way of a proprietorship business, before the incorporation of PSP Projects Limited.
- Experience of 37 years in the construction space, and has played a significant role in the growth of PSP Projects since its incorporation.
- Featured in the book titled 'Business Game Changers: Shoonya se Shikhar' authored by Prakash Biyani.



Pooja Patel
Whole Time Director

- Bachelor's degree in civil engineering from Gujarat Technological University and a post-graduate diploma in financial management from Ahmedabad Management Association.
- She has been actively involved in planning of projects, procurement of materials and execution of projects for PSP Projects Limited since 2015.
- Represented PSP Projects in Indian Concrete Institute Chapter-1, Ahmedabad.



Sagar Patel
Executive Director

- Bachelor's degree in civil engineering from Gujarat Technological University.
- He is actively involved in project planning, project tendering, contracts, and execution of projects.



Sandeep Shah
Independent Director

- Double bachelor's degree in commerce and law from Gujarat University.
- He is currently a director of Creative Infotech Private Limited.
- He has many years of experience in the business of information technology products and services.



Vasishtha Patel
Independent Director

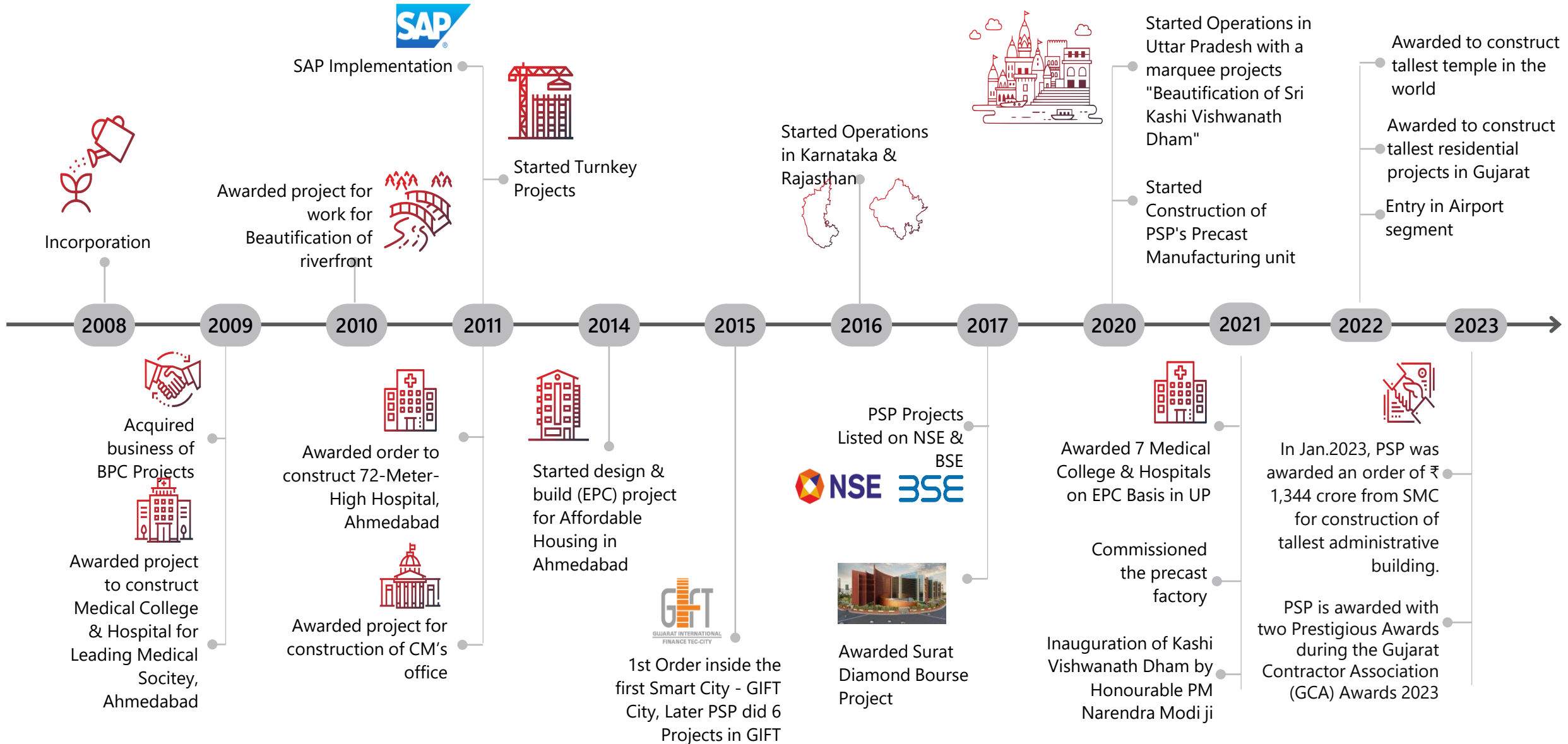
- Bachelor's degree in business administration from Sardar Patel University and a master's degree in business administration from South Gujarat University.
- 21+ years of experience in management and exports.
- Held managerial position in international division of several companies.
- Currently a MD of Multico Exports Private Limited, which is involved in the export of pharmaceuticals.



Achala Patel
Independent Director

- Post Graduate and M.Phil from school of languages, Gujarat University. A Gold Medallist and 1st rank holder at University level.
- Founder and Designated Partner of MAP Power LLP and Chopper Worx Construction LLP.
- Actively involved in the business of high voltage power transmission representing few European companies in India and in few neighbouring countries since more than 17 years.

15 years of journey of Constructing Buildings



Precast Facility

Enhancing captive capabilities. Exploring newer technologies

A state-of-the-art manufacturing plant of precast concrete building.

Offsite Modular Construction Technology is the future to achieve seamless quality, speed in delivery and larger volumes in a controlled environment.



- Precast enables manufacturing all elements of building and infrastructure industry, such as Beams, Columns, Slabs, Load Bearing Walls, Partition Walls, Staircase, and Lift Cores, among others.
- On Infrastructure side majority of precast orders are from L&T as part of National High Speed Rail project. Balance orders are from Residential and Industrial segments as part of our existing orders.
- Considering the orders and demand from civil as well as infrastructure space, the company is undergoing capacity addition in precast.

Benefits of Precast Manufacturing Facility

- Reduces labour-intensive traditional building methods by way of maximum prefabrication and use of cutting-edge technology,
- Thereby reducing turnaround time for projects,
- Unlocks the best land potential,
- Helps in delivering consistent quality,
- Helps to increase operating efficiency and margins.

Precast Factory



Investment Rationale



One-stop shop solution construction company present throughout the value chain starting from planning, design, construction and post-construction services including MEP work and other interior fit-outs which provides us with several opportunities, faster project turnaround time & higher ticket size.

1



With proven track record, financial discipline, multi vertical presence, large equipment base and cutting-edge technologies, the company has managed to create a strong brand recall synonymous with trust.

2



Execution capabilities have grown significantly with time, both in terms of the size of projects that we bid for and execute, and the number of projects that we can execute simultaneously, upon successful completion of SDB, PSP becomes eligible to bid for larger value projects.

3



Prudent financial performance, Comfortable leverage position at 0.18 times (incl. mobilization advance), giving sufficient room to raise debt in the future. Despite being WC intensive, the company has comfortable WCC at 41 days as on FY23 vs 28 days as on FY22.

4



At the helm is an Experienced, Skilled and Passionate first-generation entrepreneur whose passion to build quality buildings aided the company to attain manifold growth along with support and dedication of experienced team and Process driven approach followed by the company.


5

Project Profile

Prominent Projects Completed in FY23



Landmark Projects – Kashi Vishwanath Dham



Landmark Projects – Surat Diamond Bourse



Actual images

Prominent Projects – Smart City



- Prestige Fintech
- IBIS Hotel by Brigade
- Tallest Residential in GIFT City
- World Trade Center
- BSE Brokers Forum
- Brigade International Finance Center
- The Signature by Hiranandani

Prominent Projects



NOODLE FACTORY PROJECT IN GUJARAT



SPORTS COMPLEX FOR AHMEDABAD UNIVERSITY



HOSPITAL PROJECT IN UDAIPUR RAJASTHAN



INTERIOR FIT-OUT AT LEELA HOTEL, GANDHINAGAR



ZYDUS HOSPITAL, BARODA




AUDA LIBRARY, AHMEDABAD

Prominent Projects



ZYDUS HOSPITAL SITAPUR (EPC PROJECT)



MEDICAL COLLEGE & HOSPITAL AT DAHOD (EPC PROJECT)



BEAUTIFICATION OF AHMEDABAD C.G.ROAD




R&D AND RESEARCH CENTERS IN GUJARAT

Prominent Projects



Prominent Projects





Key Strategies

www.pspprojects.com

©2021 – PSP Project Ltd., All Rights Reserved.



Key Strategies

Building is my passion

Mr. Prahaladbhai Patel
Chairman, MD and CEO



Focus on Building construction
(commercial, residential, industrial & institutional)

Strengthen our
human capital




Leverage our position
as a fast-growing
construction
company in India

Expand our geographical
footprint, projects in UP,
Rajasthan, Karnataka and
Maharashtra

Enhance our project
execution capabilities –
In Sync with the latest
Technology

Augment customer relationships and
optimize our project mix



Awards and Recognition


www.pspprojects.com



Awards and Recognition



PSP Projects is awarded with two Prestigious Awards During the Gujarat Contractor Association (GCA) Awards 2023



PSP Projects Ltd has been awarded National Safety Awards 2022



PSP Projects Ltd has been awarded as Fastest Growing Construction Company (below 2000 Cr Category) for 3rd consecutive year in a row during the Construction World Annual Awards 2022




An award for the 'Best Commercial Project of Gujarat' by Realty Plus Excellence Award for our Surat Diamond Bourse Project



PSP Projects Ltd has been awarded as India's Top Challengers during the Construction World Annual Awards 2022

Awards and Recognition





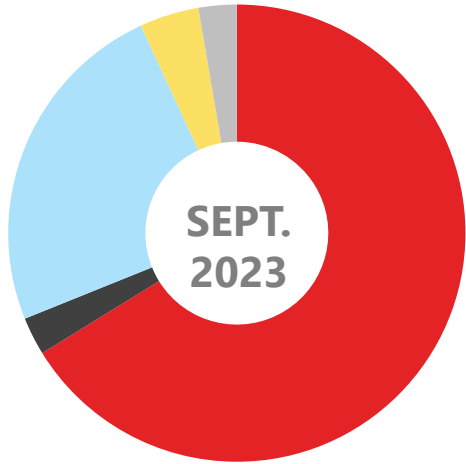
Shareholding and Governance

www.pspprojects.com

©2021 – PSP Project Ltd., All Rights Reserved.



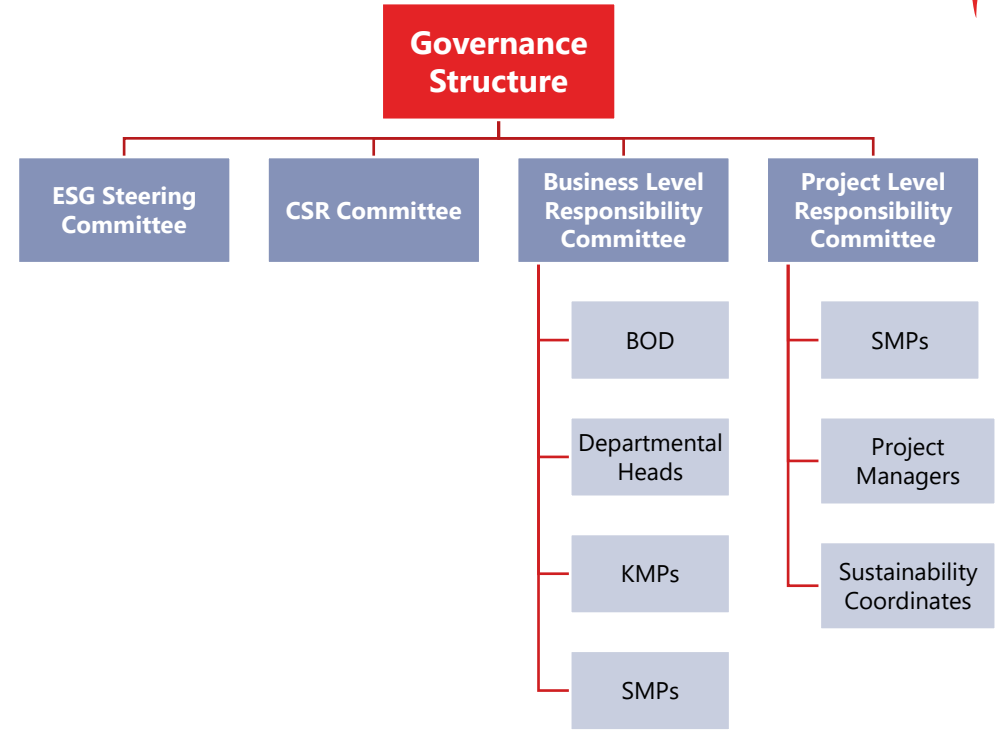
Shareholding and Governance



■ PROMOTER	66.22%
■ MF	2.38%
■ PUBLIC	24.15%
■ FPI	4.24%
■ OTHERS	3.01%

NSE Ticker	PSPPROJECT
BSE Ticker	540544
Share Price (₹)^	798
Market Cap (₹ Mn)^	28,726
% Free Float^	33.78%
Free float market cap (₹ Mn)^	9,704
Shares outstanding^	3,60,00,000
3M ADTV (Shares)	98,275
3M ADTV (₹ Mn)	77

Source: NSE, ^As on 30 September 2023



Corporate Sustainability
Key Functions
<ul style="list-style-type: none"> ✓ Corporate Secretarial and legal Compliances ✓ Human Resources Management ✓ Planning ✓ CSR Implementation ✓ Supply Chain Management ✓ Health & Safety of Workmen
Task Forces
<ul style="list-style-type: none"> ✓ EHS ✓ Procurement ✓ Secretarial & Legal ✓ Human Resource

Key Policies
<ul style="list-style-type: none"> ✓ EHS Policy ✓ CSR Policy ✓ Stakeholder's Engagement Policy ✓ Employee Wellbeing Policy ✓ Human Rights Policy ✓ Policy on Sexual Harassment at Workplace ✓ Internal SOPs ✓ Policy on orderly succession for appointments to the BOD and senior management ✓ Whistle-blower Policy ✓ Anti-Bribery & Anti-Corruption Policy ✓ HR Policy

Safe Harbor Statement



This document does not constitute or form part of and should not be construed as an offer to sell or issue or the solicitation of an offer to buy or acquire securities of the Company or any of its subsidiaries or its joint ventures or affiliates in any jurisdiction or as an inducement to enter into investment activity. No part of this document, nor the fact of its distribution, should form the basis of, or be relied on in connection with, any contract or commitment or investment decision whatsoever. This document is not financial, legal, tax or other product advice.

This document has been prepared by the Company based on information available to them for use at a non-deal road show presentation by the Company for selected recipients for information purposes only and does not constitute a recommendation regarding any securities of the Company or any of its subsidiaries or its joint ventures or affiliates. The information has not been independently verified. No representation, warranty, guarantee or undertaking (express or implied) is made as to, and no reliance should be placed on, the accuracy, completeness or correctness of any information, including any estimates, targets and opinions, contained herein, and no liability whatsoever is accepted as to any errors, omissions or misstatements contained herein and, accordingly, none of the Company, its advisors and representative and any of its or their affiliates, officers, directors, employees or agents, and anyone acting on behalf of such persons accepts any responsibility or liability whatsoever, in negligence or otherwise, arising directly or indirectly from this document or its contents or otherwise arising in connection therewith.

The Company may alter, modify or otherwise change in any manner the contents of this document, without obligation to notify any persons of such change or changes.

This document contains certain supplemental measures of performance and liquidity that are not required by or presented in accordance with Indian Accounting Standards or Indian GAAP, and should not be considered an alternative to profit, operating revenue or any other performance measures derived in accordance with Indian Accounting Standards or Indian GAAP or an alternative to cash flow from operations as a measure of liquidity of the Company.

The statements contained in this document speak only as at the date as of which they are made, and the Company expressly disclaims any obligation or undertaking to supplement, amend or disseminate any updates or revisions to any statements contained herein to reflect any change in events, conditions or circumstances on which any such statements are based. By preparing this presentation, none of the Company, its management, and their respective advisers undertakes any obligation to provide the recipient with access to any additional information or to update this presentation or any additional information or to correct any inaccuracies in any such information which may become apparent.

This presentation is not an offer of securities for sale in the United States. Securities may not be offered or sold in the United States absent registration or an exemption from registration.

This presentation contains forward-looking statements based on the currently held beliefs and assumptions of the management of the Company, which are expressed in good faith and, in their opinion, reasonable. Forward-looking statements involve known and unknown risks, uncertainties and other factors, which may cause the actual results, financial condition, performance, or achievements of the Company or industry results, to differ materially from the results, financial condition, performance or achievements expressed or implied by such forward-looking statements. Given these risks, uncertainties and other factors, recipients of this document are cautioned not to place undue reliance on these forward-looking statements.

By accessing this presentation, you accept that this disclaimer and any claims arising out of the use of the information from this presentation shall be governed by the laws of India and only the courts in Ahmedabad, Gujarat, India and no other courts, shall have jurisdiction over the same.



For more information please contact:

PSP Projects Limited

Hetal Patel

✉ grievance@pspprojects.com

Ernst & Young LLP 

Krishna Patel / Vikash Verma

✉ krishna.patel2@in.ey.com

✉ vikash.verma1@in.ey.com

Thank You

PSP Projects Limited

'PSP House', Opp. Celesta Courtyard, Opp. Lane of Vikramnagar Colony, Iscon-Ambli Road, Ahmedabad - 380058

NSE: PSPPROJECT | BSE: 540544 | ISIN: INE488V01015

© 2020 PSP Projects Limited, All Rights Reserved.

"PSP Projects" and The PSP Projects Logo are trademarks of PSP Projects Limited. In addition to Company data, data from market research agencies, Stock Exchanges and industry publications has been used for this presentation. This material was used during an oral presentation; it is not a complete record of the discussion. This work may not be used, sold, transferred, adapted, abridged, copied or reproduced in whole or in part in any manner or form or in any media without the prior written consent. All product names and company names and logos mentioned herein are the trademarks or registered trademarks of their respective owners.