

MANGAL

CREDIT & FINCORP LIMITED

(Formerly known as "Tak Machinery and Leasing Ltd.")

Date: 17th September, 2020

To,
BSE Limited
Listing Department
Phiroze Jeejeebhoy Towers,
Dalal Street, Fort
Mumbai - 400 001

Scrip Code: 505850
Scrip Id: MANCREDIT

Sub.: Submission of Presentation on Unaudited Financial Results for the quarter ended 30th June, 2020


Ref.: Regulation 30 of Securities and Exchange Board of India (Listing Obligations and Disclosure Requirements) Regulations, 2015 ("SEBI LODR")


Pursuant to Regulation 30 of Securities and Exchange Board of India (Listing Obligations and Disclosure Requirements) Regulations, 2015 ("SEBI LODR"), enclosed herewith please find the Presentation on Unaudited Financial Results for the quarter ended 30th June, 2020.

Kindly take the same on your record and oblige.

Thanking you,
Yours faithfully,

For Mangal Credit and Fincorp Limited


Meghraj Sohanlal Jain
Managing Director
DIN: 01311041



CIN No.: L65990MH1961PLC012227

1701/1702, 17th Floor, 'A' Wing, Lotus Corporate Park, Western Express Highway,
Goregaon (E), Mumbai - 400 063.

Tel : 022 - 42461300 • Website: www.mangalfincorp.com • Email : info@mangalfincorp.com



MANGAL CREDIT & FINCORP LIMITED

Results Presentation
Q1&FY21



NNPA

Q1FY21

₹ 194 Lacs



ASSETS UNDER MANAGEMENT

Q1FY21

₹ 6,371 Lacs



CAPITAL ADEQUACY RATIO

Q1FY21

93.08%



RoA

Q1FY21

2.41%



GNPA

Q1FY21

247 Lacs



BASIC EARNINGS PER SHARE

Q1FY21

₹ 0.80



REVENUE

Q1FY21

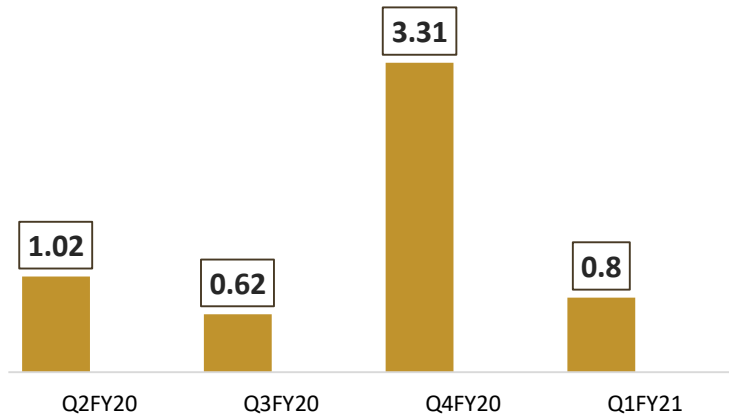
₹ 254 Lacs

(The Company has adopted Indian Accounting Standards (Ind AS) with effect from 1st April, 2019 and consequently these financial results have been prepared in accordance with the recognition and measurement principles laid down in Ind AS 34 "Interim Financial Reporting" prescribed under section 133 of the Companies Act, 2013 read with relevant rules issued there under and other accounting principles generally accepted in India.)

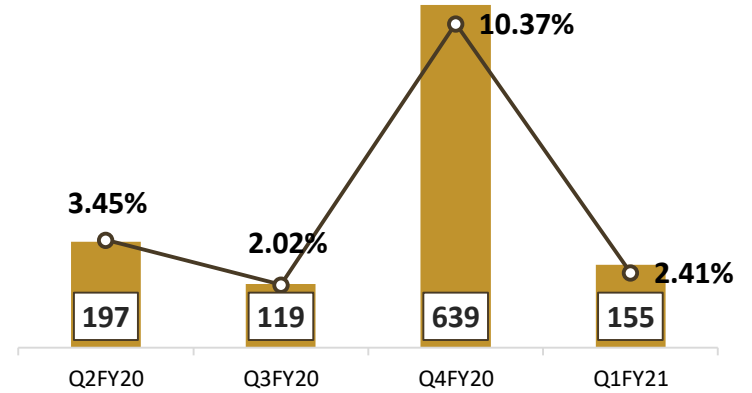
(in ₹ Lacs)

Particulars	Standalone (Quarterly)			Change	Standalone (Yearly)
	Q1FY21	Q4FY20	Q1FY20	YoY (%)	FY20
Income from operations	251.41	214.91	235.90	6.57%	886.52
Finance Expense	16.64	0.04	7.71	115.82%	19.74
Net interest Income	234.77	214.87	228.19	2.88%	866.78
Employee expense	13.26	27.54	18.23	-	94.22
Other operating expense	15.29	39.86	49.29	-	161.99
Pre provision profit	206.22	147.47	160.67	28.35%	610.57
Provisions	-	-	-	-	-
Other Income	2.42	638.34	6.69	-	745.76
PBT	208.63	785.82	167.35	24.67%	1,356.34
Tax	53.45	146.93	45.70	-	279.86
PAT	155.18	638.89	121.65	27.56%	1,076.47

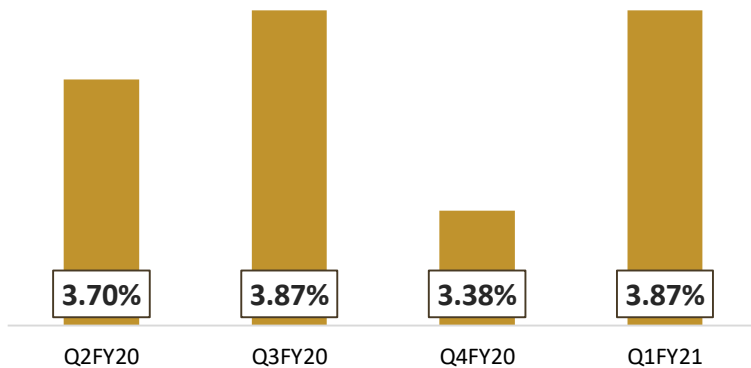
Basic EPS (in ₹ per share)



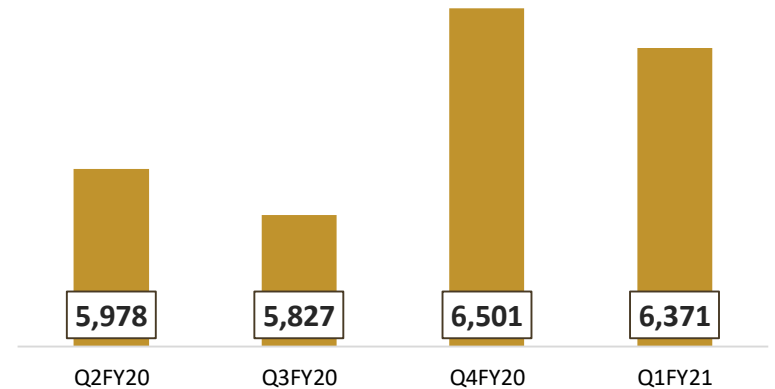
RoA & PAT (in ₹ Lacs)



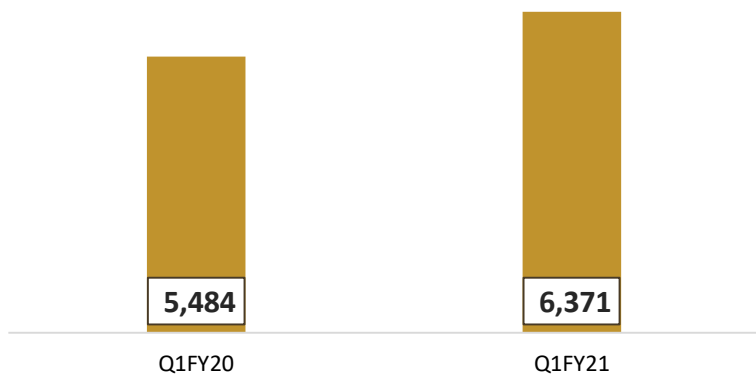
GNPA (in ₹ Lacs)



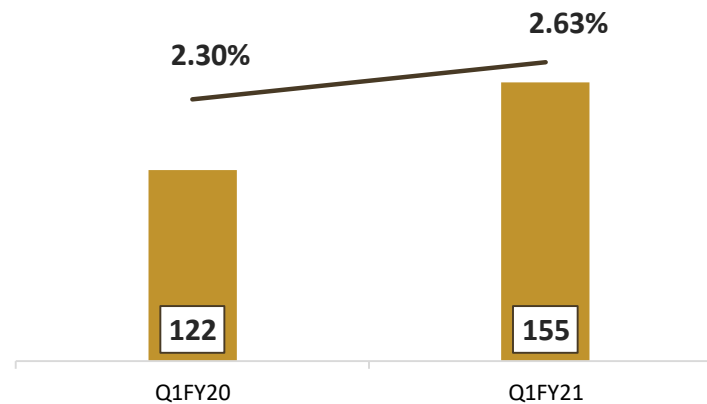
AUM (in ₹ Lacs)



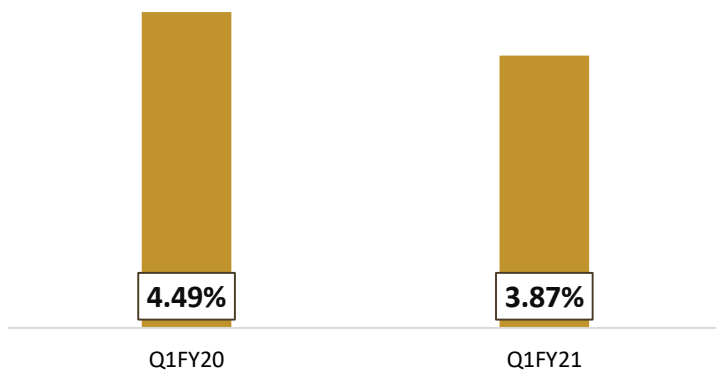
AUM (in ₹ Lacs)



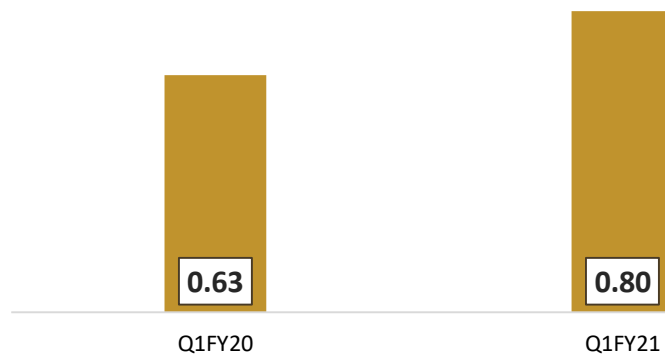
RoA & PAT (in ₹ Lacs)



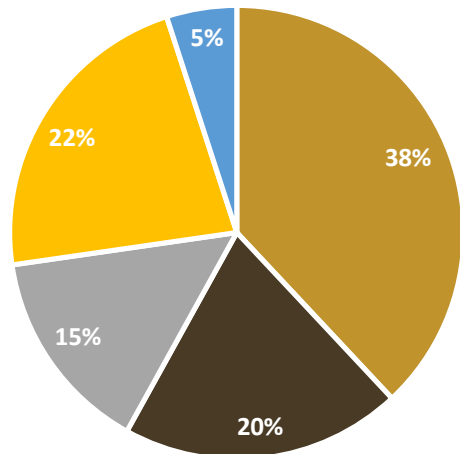
GNPA



Basic EPS (in ₹ per share)

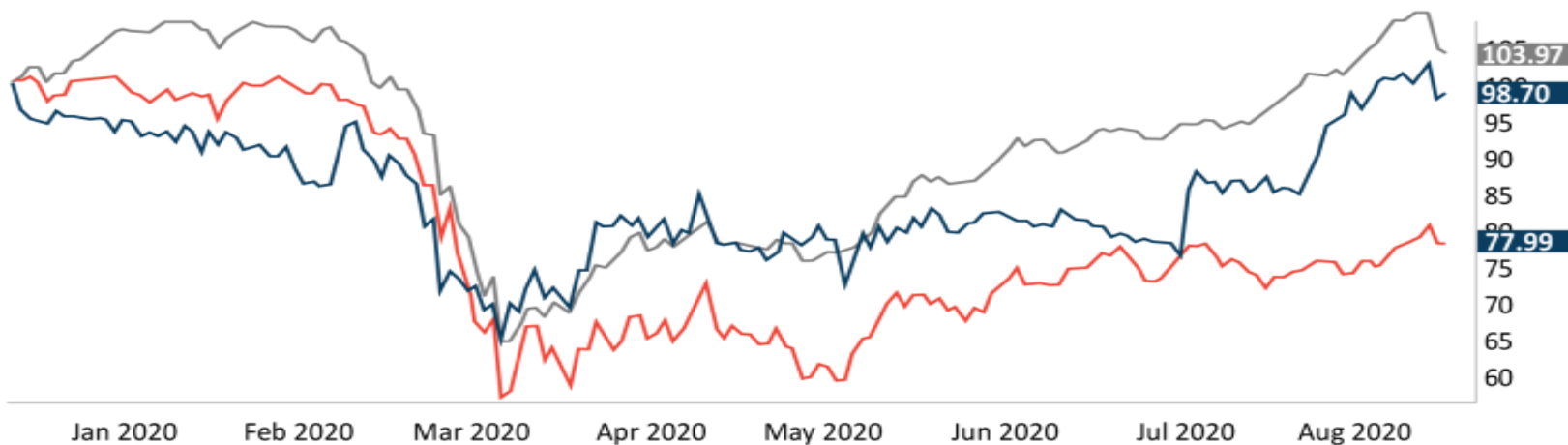


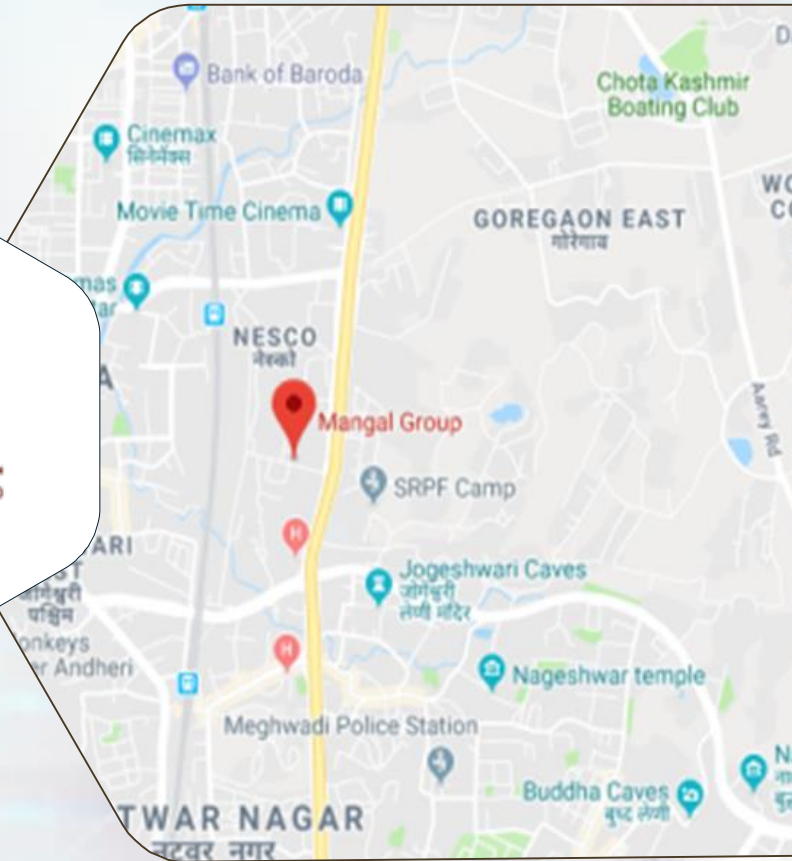
SHAREHOLDING PATTERN



- Individuals/Hindu undivided Family Promotor
- Other promoters
- Individual share capital upto Rs. 2 Lacs
- Individual share capital in excess of Rs. 2 Lacs
- Other non promotor

Stock Data





THANK YOU

Address: A-1701-1702, Lotus Corporate Park,
Ram Mandir Road, Off Western Highway,
Goregaon (East), Mumbai - 400 063,
Phone: +91 22 4246 1300
Fax: +91 22 4246 1310
E-mail: info@mangalfincorp.com