



**DHABRIYA
GROUP**

DHABRIYA POLYWOOD LIMITED

Regd. Office : B-9D(1), Malviya Industrial Area, JAIPUR-302 017 (Raj.) INDIA
Phone : +91-141-4057171, 4040101-105 | Fax : +91-141-2750814
E-mail : info@polywood.org | Website : www.polywood.org

CIN : L29305RJ1992PLC007003

Ref: BSE/2022-23/26

Date: 22.08.2023

To,
The General Manager
Department of Corporate Service
BSE Limited,
P.J. Towers, Dalal Street, Fort,
Mumbai – 400 001

Scrip Code – 538715

Dear Sir/ Madam,

Sub: - Investor Presentation under Regulation 30 of SEBI (Listing Obligations & Disclosure Requirements), 2015

Pursuant to Regulation 30 of SEBI (Listing Obligations & Disclosure Requirements), 2015 and with reference to the subject cited above, please find enclosed Investor Presentation.

Kindly disseminate the information on the official website of the exchange for the information of all members of the exchange and investors.

Thanking you,

Yours faithfully,

FOR DHABRIYA POLYWOOD LIMITED

Sparsh Jain

Company Secretary & Compliance Officer

M. No. A36383

**PROVIDE
A BETTER WORLD
TO LIVE
BY SAVING TREES**



**DHABRIYA
GROUP**

DHABRIYA POLYWOOD LIMITED

POLYWOOD
SINCE 1988

D-STONA
SINGAPORE MALL

Dynasty

COMPANY OVERVIEW & BUSINESS HIGHLIGHTS

Dhabriya Polywood Limited, reputed name in manufacturing of products for a wide range of Building Interior & Exterior applications.

Continuous focus on Innovation & Technology.

Actively support “Save Trees” concern by providing high quality wood substitute and environment friendly products.

- Capacity Expansion Jaipur Plant from 6000 to 9600 Metric Ton in FY23
- Capacity Expansion Coimbatore Plant 7200 to 10800 Metric Ton in FY23
- Order Book of 100+ Cr for uPVC/Aluminum Windows & Doors, Modular furniture as on 31st March 2023



5

Manufacturing Units



500+

Channel Partners



500+

Employees



20400

Metric Ton
PVC Profiles &
Sheets



3

Million Sq.Ft.
uPVC Doors &
Windows



8

Distribution Units



3

Brands

ABOUT THE COMPANY

- Company incorporated in 1992 under the name 'Polywood'.
- Strong reputation in building interior & exterior applications.
- 3 Subsidiaries:
 - Dynasty Modular Furnitures Pvt Ltd (Jaipur) for modular furniture manufacturing.
 - Polywood Profiles Pvt Ltd (Coimbatore) for PVC profile extrusion & catering clients in South India.
 - Polywood Green Building Systems Pvt Ltd for sales of Extruded PVC Profiles & executing works contracts.
- 3 established Brands Polywood, D-Stona, Dynasty
- Head Office in Jaipur with manufacturing facilities in Jaipur (3), Coimbatore (1), Bangalore (1) and 6 Sales Depot.
- Intellectual Property: 7 Registered Trademarks in various product categories and 15 Design Patents.



CORPORATE STRUCTURE



**DHABRIYA
GROUP**

**Polywood Profiles
Pvt Ltd.**



- PVC Profiles
 - Doors & Furniture
 - Wall Paneling & False Ceilings
- UPVC Doors & Windows
- Aluminum Windows & Doors
- SPC Floorings
- PVC Foam Boards

**Polywood Green Building
Systems Pvt Ltd**



- Marble Sheets & Mouldings
 - Wall Claddings & False ceilings
 - Pillars
 - Furniture
- PVC Laminates
- SPC Wall Panels

**Dynasty Modular
Furnitures Pvt Ltd**



- Modular Kitchen & Wardrobes
- Institutional Furniture
- Office Furniture



THOUGHT LEADERSHIP

- Holds Bachelors degree in Engineering(Mechanical) from MBM Engineering College, Jodhpur.
- Post graduate diploma in Plastic Engineering from Central Institute of Plastic Engineering & Testing(CIPET) Chennai.
- 30 years rich Industry expertise in Manufacturing, fabrication, trading, distribution of PVC profiles and UPVC windows & aligned products.



- Associated with reputed organizations like Garware - Aurangabad, Varroc Engineering - Aurangabad, Polycon Group- Jaipur.
- Awarded UDYOG Patra for self made industrialist in 2010 by Institute of Trade and Industrial Development New Delhi.
- Samaj Ratna Award Rajasthan Jan Manch in 2004.
- Udyamita Guarav Samman for Utkrast Utpadkta Evam Rojgaar Srajan on Laghu Udyog Bharti National Convention 2004

Mr. Digvijay Dhabriya Chairman & Managing Director.

OUR LEADERSHIP



Mr. Mahendra Karnawat

Whole Time Director.

Master's in Commerce from MDS University.
25 years of Experience.
Takes care of procurement, production
& logistics. Heads Marketing Affairs for
Extruded PVC profiles



Mr. Shreyansh Dhabriya

Whole Time Director.

B.Tech Mechanical Engineering VIT
9 years of Experience.
Takes care sustainable relationship
with teams, customers, dealers and
distributors across the country.



INDUSTRY OVERVIEW INDIAN REAL ESTATE SECTOR

INDIA REAL ESTATE SECTOR

- Real estate sector in India is expected to reach US\$ 1 trillion by 2030. –
- By 2025, realestate sector forecasted to contribute 13% to the country's GDP –
- The number of Indians living in urban areas is expected to reach 542.7 million by 2025 and 675.5 million by 2035.
- Government of India's 'Housing for All' initiative is expected to bring US\$ 1.3 trillion investment in the housing sector by 2025.
- The Government has allowed FDI of up to 100% for townships and settlements development projects

KEY DRIVERS

- Rapid urbanisation
- Growth in population.
- Rise in the number of nuclear families.
- Easy availability of finance.
- Repatriation of NRIs and HNIs.
- Rise in disposable income.

(Source: <https://www.ibef.org/industry/real-estate-india>)

INDIAN CONSTRUCTION & BUILDING MATERIALS INDUSTRY

INDIAN CONSTRUCTION INDUSTRY IS EXPECTED TO ACHIEVE AN AVERAGE ANNUAL GROWTH OF 11.6% BETWEEN 2022 AND 2025.

INDUSTRY HAS SIGNIFICANT CONTRIBUTIONS, ACCOUNTING FOR APPROXIMATELY 55% TO THE STEEL, 15% TO THE PAINT, AND 30% TO THE GLASS INDUSTRIES.

THE INDUSTRY IS PROJECTED TO GROW AT A CAGR OF 8% TO 9% BETWEEN 2021-2025

INDIA AIMS TO BECOME THE THIRD-LARGEST CONSTRUCTION MARKET BY 2025, FOCUSING ON SMART URBAN DEVELOPMENT.

CONSTRUCTION OUTPUT IS EXPECTED TO GROW AT AN AVERAGE ANNUAL RATE OF 7.1%.

NATIONAL GOAL IS TO MODERNIZE INFRASTRUCTURE AND CREATE SMART CITIES.



INDUSTRY OVERVIEW

UPVC Windows and Doors

- Over the past 13 years, India witnessed exceptional growth in the industrial and real estate sector
- Factors driving growth: Urbanization, smart city construction, changing lifestyles, energy efficiency demand, and FDI in Indian companies.
- UPVC is favored as a replacement for traditional materials for making doors and windows in a significant way all over the globe due to its recyclability, low maintenance, and lightweight
- Globally, the segment was valued at USD 27.5 billion in 2015, and is expected to reach USD 47 billion by 2024.
- Indian market for uPVC doors and windows is estimated to grow significantly at a CAGR of more than 7% during the period of 2021-2026.
- Factors that will drive this growth are increased consumer spending on construction and renovation of residential and commercial buildings, and an increasing demand for energy-efficient and impact-resistant housing infrastructure,
- Market rebounded post-COVID, showing optimistic growth.

Indian Plastic/PVC Industry

- Indian plastic industry is a leading sector in the economy.
- PVC is the third largest plastic in production and consumption.
- Indian import duties on PVC are lower than those in the developed world and in the ASEAN Region.
- PVC imports, which were less than 5% of the country's demand in 2011, accounted for 50% of the country's demand by 2021, expected to reach \$3 billion soon
- PVC's advantages: Lower dependence on fossil fuels, recyclability, long lifespan, and competitive quality-to-price ratio.



DIVERSIFIED PRODUCT PORTFOLIO



20+
SOLUTIONS

EXCLUSIVE
DESIGNS



500+
SHADES & TEXTURES

SUPERIOR
SHADES & TEXTURES

Widest Range of
Products to transform
your interior & exterior
spaces

Unmatchable
Designs in
each Product
category

Most Exquisite
& Widest range
of shades &
textures

Polywood has
always been a
brand known for
its Product quality

PIONEERS IN REVOLUTIONARY FLUTED PANEL PRODUCTS

- Dhabriya polywood is the among the first Indian companies to Introduce PVC fluted panels for manufacturing in India.
- Products applications in outdoor & indoor wall ceiling and paneling without paint or surface finish.
- Product features:
 - Long Life
 - Water proof & termite proof.
 - Harmless & hygienic.
 - Maintenance friendly.



BREAKING THE CHINA MONOPOLY

- China significant player in manufacturing due to cost competitiveness and extensive production capabilities.
- Company under Make In India Initiative started own manufacturing of fluted panels in 2022 from Jaipur & Coimbatore facility
- Has 15 Patents for Design registered with The Patent Office, Govt of India.
- Market leaders in Fluted Panels in India.
- 5 strategically located factories to Cater across Indian Market.





D-STONA[®]
SIGNATURE DÉCOR



Dynasty[®]
FURNITURE FOR GENERATIONS
MODULAR KITCHEN COMPONENTS & FURNITURE

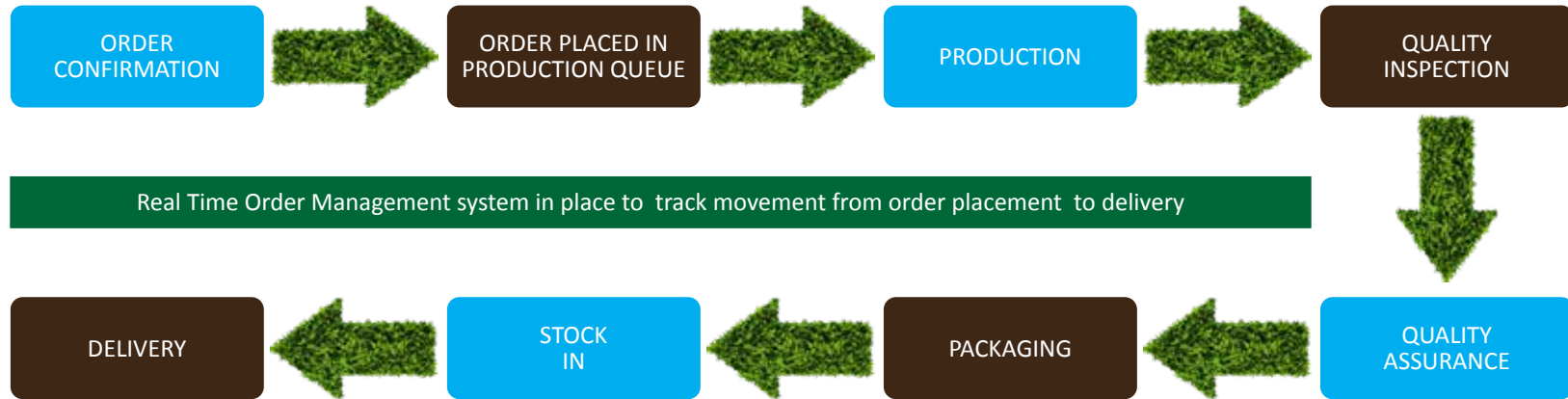




EXTENSIVE DISTRIBUTION NETWORK

Product Type /Segment	Company	Brand	North	West	South	East	Total	
PVC Profile / Dstona	DPL	Polywood / Dstona	192	81	7	135	415	
PVC Profile - South	PPPL	Polywood	0	0	260	0	260	
Furniture	Dynasty	Dynasty	160	11	10	4	185	
uPVC Windows	DPL	Polywood	Not Applicable as same is direct business B-2-C concept (for builders / end users)					

STRONG PROCESSES TO ENSURE EFFICIENT PRODUCT DELIVERY



IN-HOUSE DESIGN & PRINTING TEAM

- Team responsible for all range of window, kitchen, and wardrobe designs
- Use imported printing and lamination machines from global leaders for exceptional color, finish, and aesthetics.



STATE OF THE ART PRODUCTION FACILITY

5 Manufacturing Facilities
 JAIPUR
 COIMBATORE
 BENGALURU

8 Distribution Units & branch offices
 JAIPUR | COIMBATORE
 GURGAON | BENGALURU
 CHENNAI | KOLKATA
 AHMEDABAD | ROHTAK



Location	Owned By	Activity	Area (Sq.Ft)
Malviya Industrial Area, Jaipur	DHABRIYA POLYWOOD LIMITED	PVC/uPVC Profile, Sheets & Molding Extrusion Plant	75015
Sitapura Industrial Area, Jaipur	DHABRIYA POLYWOOD LIMITED	uPVC / Aluminium Winodws & Doors Manufacturing	197536
Doddaballapura Industrial Area, Bangalore (KNTK)	DHABRIYA POLYWOOD LIMITED	PVC/uPVC Profile Extrusion Plant	114797
Malviya Industrial Area, Jaipur	DYNASTY MODULAR FURNITURES	Modular Furniture Manufacturing	34883
Theetheepalayam, Coimbatore (TN)	POLYWOOD PROFILES PVT LTD	PVC Profiles Extrusion Plant	87120
Golf Course Road Extension, Guragon (HR)	DHABRIYA POLYWOOD LIMITED	Showroom, Office cum sales depott	3760

MANUFACTURING PROCESSES

**MANUFACTURING
PROCESS FLOW CHART OF
PVC PROFILE SECTION**



**DHABRIYA POLYWOOD LIMITED
PROCESS FLOWCHART OF UPVC WINDOWS
& DOORS MANUFACTURING**



DYNASTY MODULAR FURNITURE PVT. LTD.
F-13, Malviya Industrial Area, Jaipur

**MANUFACTURING PROCESS FLOW CHART
(Modular Furniture Manufacturing)**



CERTIFICATIONS & ASSOCIATIONS



Associated with

 window profile systems
 from Germany



Polywood is an authorized
 window fabricator of
 Kommerling profile systems.

UPVC Window and Door
 Manufacturers associations



Polywood is a authorized
 member of UWDMA

Associated with Aluminum
 window profile systems
 from German



Polywood is an authorized
 window fabricator Alupure
 profile systems





COMPETITIVE STRENGTHS

Quality Management System

Adheres to stringent quality standards, ensuring that all its products are defect free and of superior quality.

Infrastructure & Production Capacity

Boasts a wide geographical presence and ample capacity to meet increasing demands promptly.

Brand Recognition & Clientele

Well established Brands & recognized in its range of products.

Notable clientele includes DLF, Adani, SPCL, Puravankara, Mahindra, Omaxe, Tata, & extensive network of 800+ dealers/distributors PAN India

Wide Range of Products

Engaged in the manufacturing of wide range of products to make a wood-free house.

Product range includes uPVC Doors-Windows, Polymer Doors, PVC Profiles and D-Stona Sheets & mouldings for various indoor applications, Modular Kitchen, wardrobes, workstations, tables and all other office/home furniture products.

Sales & Marketing support for channel partners

Strong online and digital presence, actively participating in exhibitions, shows, seminars, and events relevant to Architects and Fabricators

Realtime Order Management

In-house system efficiently manages the entire 'order-to-supply' transaction cycle, providing real-time updates on all orders to respective Departments and sales personnel

WIDESPREAD CUSTOMER REACH ACROSS VARIED INDUSTRIES



MILESTONES

Incorporation
of our Company
1992

1995
First
Manufacturing Unit was
established at
Jaipur for
manufacturing
of Extruded
PVC Profiles

2005
Manufacturing
Unit for
Extruded PVC
Profiles set-up
& commenced
in Coimbatore
(TN) (Polywood
Profiles P Ltd)

2003
Manufacturing Unit
of Modular
Furniture Products
established &
commenced in
Jaipur (Dynasty
Modular Furnitures
Pvt Ltd)

2007
Manufacturing
(fabrication) of
uPVC Windows &
Doors
established in
Jaipur

2008
Award for Excellent
Manufacturing facility by
Plastic Manufacturers
Association Jaipur.
Manufacturing (fabrication)
unit of uPVC Windows &
Doors established in
Coimbatore

2009
National Award- 2008 for
Outstanding Quality
Products by GOI, Ministry of
Micro Small and Medium
Enterprises
National Award - 2008 for
Outstanding Entrepreneurship
by GOI, Ministry of Micro Small
and Medium Enterprises

2009
Meritorious
Industrial
Development
award by the
Indian
Economic
Development &
Research
Association,
New Delhi

2013
New Plant for
Manufacturing
(fabrication)
of uPVC
Windows &
Doors
established in
Jaipur

2014
Listed at
BSE "SME
Platform"

2022
New Plant for
Manufacturing
(fabrication) of
uPVC Windows
& Doors
established in
Bangalore

2017
Migration
from BSE SME
Platform" to
BSE "Main
Board"

AWARDS & RECOGNITIONS



BEST EMPLOYER AWARD 2015 BY THE EMPLOYERS ASSOCIATION OF RAJASTHAN, JAIPUR IN **NOVEMBER 2016.**



THE COMPANY IS BEING AWARDED AS SME ELITE 50 (ALL INDIA) BY ICICI BANK (BUSINESS BANKING)-2022



RECEIVED "TOP HR LEADER" IN RAJASTHAN, 2018 IN THE "13TH EMPLOYER BRANDING AWARDS" – **27TH JUNE 2018.**



FIRST PRIZE FOR THE MOST INNOVATIVE PRODUCT BY THE CENTRE FOR DEVELOPMENT OF STONES AND FICCI.



ORDER OF MERIT AWARD 2018 FOR QUALIFYING AMONGST THE TOP 100 SME'S BY THE SKOCH ACHIEVERS AWARD COMMITTEE IN MARCH 2018



RECEIVED "CERTIFICATE OF EXCELLENCE" AWARDS IN THE "BEST EMPLOYER 2017 AWARDS" COMPETITION – **JAN 2019.**

THE BEST GENNEXT LEADER AT BUSINESS RANKERS AWARD.

CERTIFICATE OF EXCELLENCE" AS BUSINESS RANKERS BY DEPARTMENT OF INDUSTRIES GOVERNMENT OF RAJASTHAN

SUSTAINABILITY INITIATIVES

COMPANY WAS FOUNDED WITH THE MISSION OF "SAVE TREES" AND IS COMMITTED TO PROMOTING SUSTAINABILITY.

ALL PRODUCTS SERVE AS ALTERNATIVES TO WOOD, REDUCING THE DEMAND FOR TRADITIONAL TIMBER RESOURCES.

PRIORITIZES INNOVATION AND TECHNOLOGY TO PROVIDE HIGH-QUALITY, ENVIRONMENTALLY FRIENDLY WOOD SUBSTITUTE PRODUCTS, FURTHERING THE COMMITMENT TO THE "SAVE TREES" CAUSE.

BY SELLING WOOD-SUBSTITUTE PRODUCTS AT THEIR CURRENT VOLUME, THE COMPANY SAVE OVER

7,000,000 TREES ANNUALLY.

RECOGNITIONS

SKOCH ACHIEVERS AWARD (2016): RECEIVED THE ORDER OF MERIT AWARD IN 2016 FOR SAVING OF TREES.

ET BUSINESS LEADERS AWARD (2017): RECOGNIZED FOR ENVIRONMENT PROTECTION AND CONSERVATION

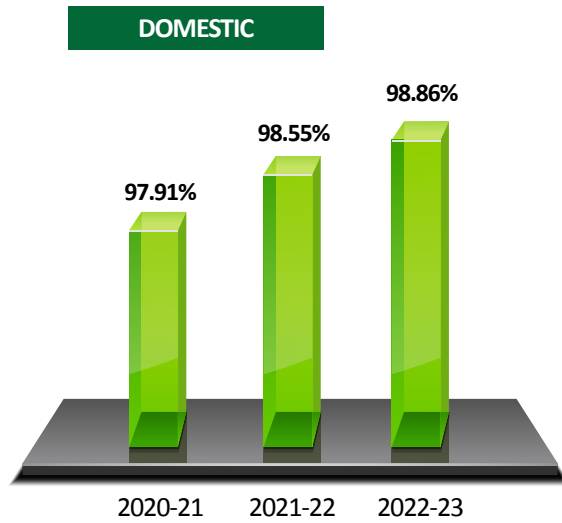
NATIONAL AWARD FOR INNOVATION (2016): POLYMER WASTE MANAGEMENT & RECYCLING TECHNOLOGY AND GREEN POLYMERIC MATERIALS & PRODUCTS

STRATEGIES FOR MARKETING & BUSINESS EXPANSION



Product Line	Product Category	Strategy
Extrusion (Polywood)	Fluted Panels Door Profiles	<ul style="list-style-type: none">• Building wide range of PVC Fluted Panels & patenting those designs.• Aggressively expanding the sales team to increase market spread across PAN India• Increasing Coimbatore plant capacity with 4 new extrusion lines which will be operational in Q2-FY24.• Setting up 4 Extrusion Lines for Door Profiles & UPVC Window Profiles in Bangalore unit
uPVC Windows & Doors (Polywood)	Profile Extrusion	<ul style="list-style-type: none">• Expanding uPVC profile range with 15 to 20 new molds for window fabrication by Q4-FY24• Enhancing uPVC Profile sales to channel partners and window fabricators.
Furniture (Dynasty)	Modular Furniture	<ul style="list-style-type: none">• Arezzo Store• Planning to set up another store in Delhi NCR by H1FY25

REVENUE BIFURCATION DOMESTIC VS EXPORTS

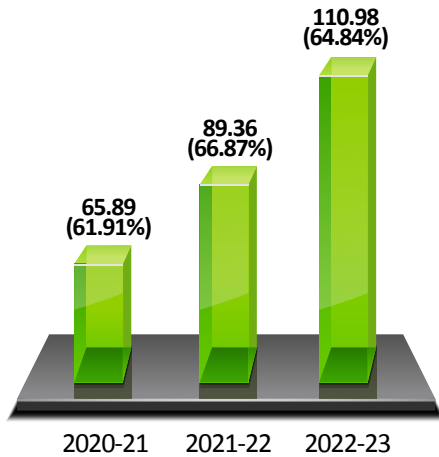


REVENUE BIFURCATION SEGMENTWISE

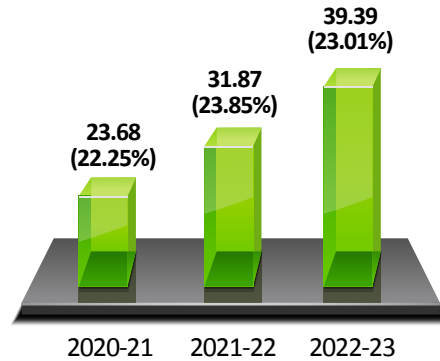


Rs. in Cr.

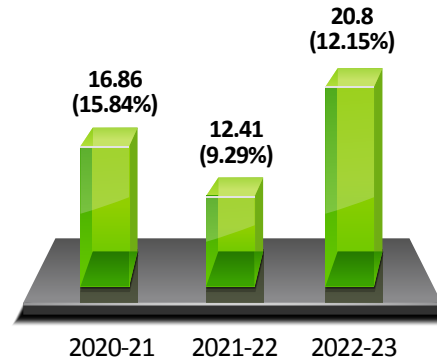
PVC PROFILES (POLYWOOD)



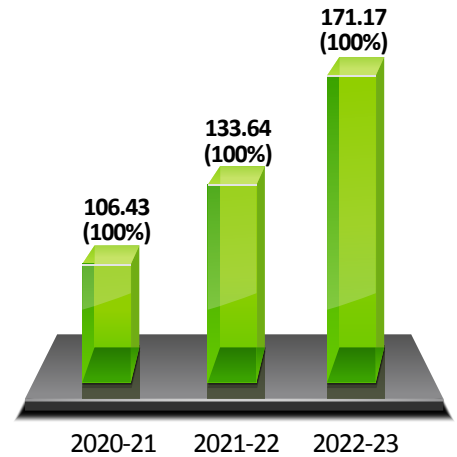
UPVC WINDOWS (POLYWOOD)



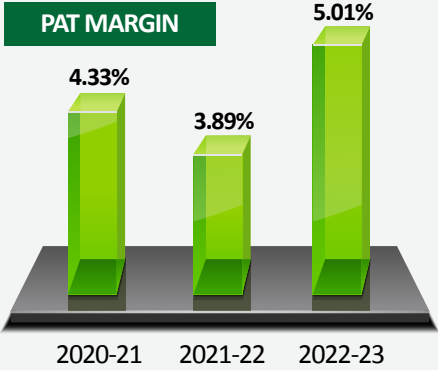
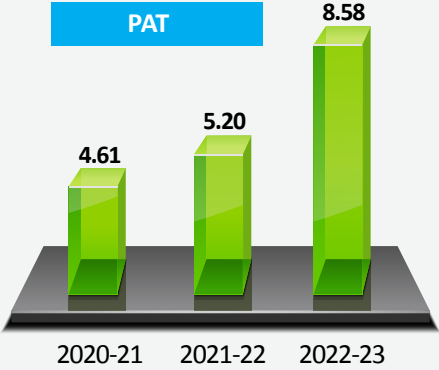
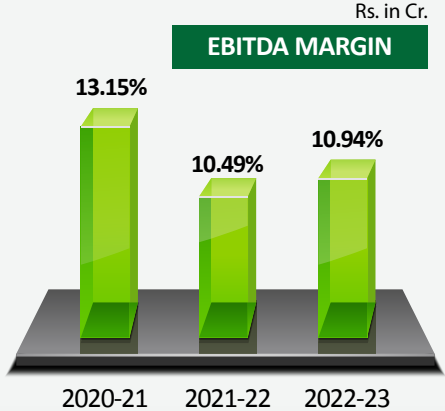
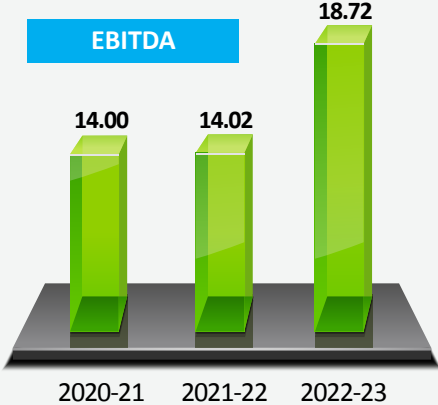
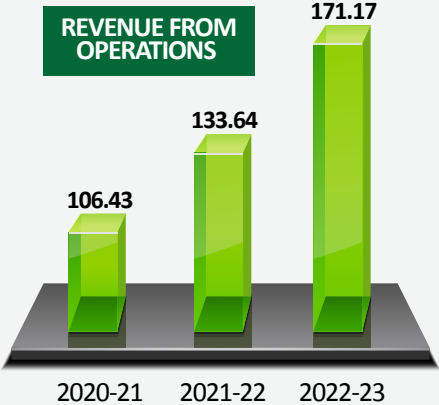
MODULAR FURNITURE (DYNASTY)



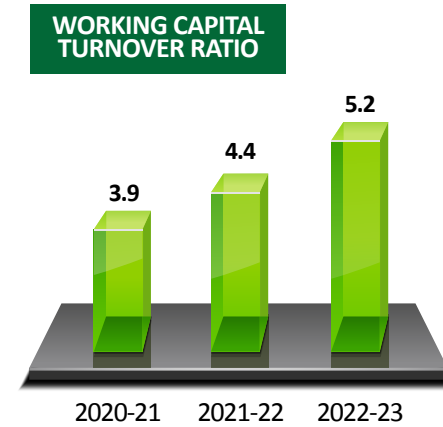
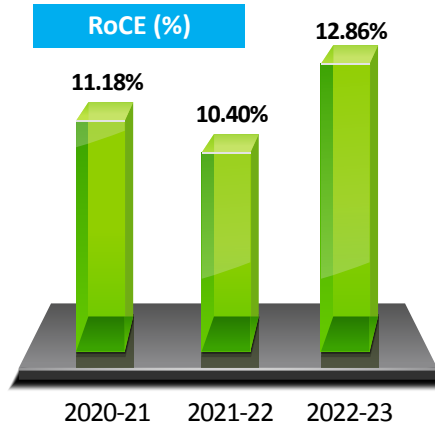
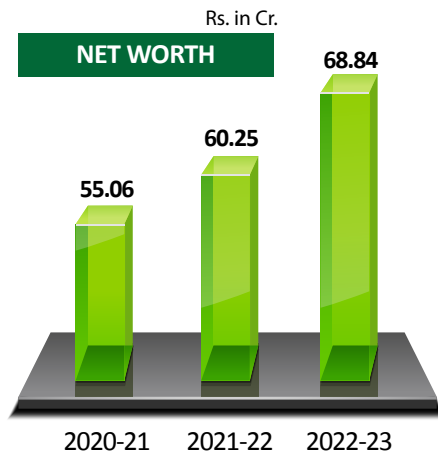
TOTAL REVENUE



EXPONENTIAL GROWTH IN REVENUE & PROFITABILITY



KEY RATIOS ON SUSTAINABLE FINANCIAL GROWTH



STATEMENT OF PROFIT & LOSS

(In Lakhs, except per share data)

Particulars	For the Quarter Ended			Year ended
	30/06/2023 Un-Audited	30/06/2022 Un-Audited	31/03/2023 Audited	31/03/2023 Audited
Revenue				
I Revenue from Operations	5019.38	3679.17	5047.61	17117.22
II Other Income	4.57	6.52	14.82	29.75
III Total Income (I + II)	5023.95	3685.69	5062.43	17146.97
IV Expenses				
a) Cost of materials consumed	3084.01	2530.94	2987.98	10774.75
b) Purchases of stock-in-trade	83.55	75.21	44.88	182.75
c) Changes in inventories of finished goods, work-in-progress and stock-in-trade	(144.47)	(105.51)	14.09	(226.51)
d) Employee Benefits Expenses	684.36	534.19	669.40	2493.75
e) Finance Cost	130.03	90.94	110.59	401.18
f) Depreciation and amortization expenses	146.86	84.72	114.73	377.72
g) Other expenses	621.20	371.67	680.89	2050.44
Total Expenses (IV)	4605.54	3582.16	4622.56	16054.08
V Profit before Exceptional items and Taxes (III - IV)	418.41	103.53	439.87	1092.89
VI Exceptional Items	0.00	0.00	0.00	0.00
VII Profit before Taxes (V - VI)	418.41	103.53	439.87	1092.89
VIII Tax expenses / (credit)				
- Current Tax	99.28	34.89	95.47	225.83
- Deferred Tax	9.38	4.24	(0.53)	8.01
- Short / (Excess) provision for Taxes of earlier years	0.05	0.00	(0.06)	10.24
- Total Tax	108.71	39.13	94.88	244.08
IX Profit for the period (VII - VIII)	309.70	64.40	344.99	848.81
Net Profit after tax for the year attributed to:				
- Owners of the Company	309.86	64.63	344.89	848.72
- Non-controlling interest	(0.16)	(0.23)	0.10	0.09
X Other Comprehensive Income (OCI)				
- Item that will not be reclassified to profit or loss	0.00	0.00	13.73	13.73
- Income tax relating to items that will not be reclassified to profit or loss	0.00	0.00	(3.67)	(3.67)
Other Comprehensive income for the period after tax	0.00	0.00	10.06	10.06
XI Total Comprehensive Income for the period After Tax (IX + X)	309.70	64.40	355.05	858.87
Total Comprehensive Income for the year attributed to:				
- Owners of the Company	309.86	64.63	354.95	858.78
- Non-controlling interest	(0.16)	(0.23)	0.10	0.09
Paid -up Equity Share Capital (face value of ` 10/= each)	1082.42	1082.42	1082.42	1082.42
Earning Per Equity Share (of ` 10/= each) (Not Annualised)				
a) Basic & Diluted (Not Annualised)	2.86	0.60	3.19	7.84



STATEMENT OF ASSETS & LIABILITIES

(Rs. In Cr)

Particulars	For the Year ended		
	31/03/2023	31/3/2022	31/03/2021
A. ASSETS			
I Non-current Assets			
(a) Property, Plant and Equipment	60.92	43.67	41.28
(b) Capital work-in-progress	0.07	8.19	6.77
(c) Investment Property	1.74	1.77	1.76
(d) Financial Assets		0.00	0.00
(i) Investments	0.02	0.01	0.00
(ii) Loans	0.62	0.56	0.58
(iii) Others	0.58	0.00	0.00
(e) other non-current assets	0.00	0.00	0.00
Total Non-current assets	63.95	54.21	50.39
II Current assets			
(a) Inventories	49.46	44.52	36.01
(b) Financial Assets			
(i) Trade receivables	21.7	22.45	23.92
(ii) Cash and cash equivalents	4.98	4.28	2.28
(iii) Bank balances other than (iii) above	0.00	0.00	0.00
(iv) Loans	0.00	0.47	0.55
(v) Others	2.96	1.71	1.05
(c) Other current assets	2.27	2.41	3.23
Total Current assets	81.36	75.83	67.05
Total Assets	145.31	130.04	117.43
B. EQUITY AND LIABILITIES			
I Equity			
(a) Equity Share capital	10.82	10.82	10.82
(b) Other Equity	57.98	49.39	44.2
Equity Attributable to Owners	68.8	60.21	55.02
Non-Controlling Interest	0.04	0.04	0.04
Total Equity	68.84	60.25	55.06
LIABILITIES			
II Non-current Liabilities			
(a) Financial Liabilities			
(i) Borrowings	24.85	21.34	19.64
(ii) Other financial liabilities	0.01	0.03	0.15
(b) Provisions	2.22	2.04	1.93
(c) Deferred tax liabilities (net)	1.04	0.92	0.92
(d) Other non-current liabilities	0.00	0.00	0.00
Total Non current liabilities	28.12	24.33	22.64
III Current Liabilities			
(a) Financial Liabilities			
(i) Borrowings	32.19	24.87	23.4
(ii) Trade Payables			
- Dues to Micro and Small Enterprises	0.93	1.62	0.7
- Dues to Creditors other than Micro and Small Enterprises	7.66	5.9	4.15
(iii) Other financial liabilities	1.89	9.57	7.15
(b) Other current liabilities	2.92	1.23	2.36
(c) Provisions	2.66	2.36	2.04
(d) Current tax liabilities (Net)	0.1	-0.1	-0.06
Total Current liabilities	48.35	45.45	39.74
Total Equity and Liabilities	145.31	130.04	117.43



WAY AHEAD

COMPANY HAS TARGET TO
GROW 25% Y-O-Y IN FUTURE
FOR NEXT 4-YEARS

with increased margins every year through operational efficiencies, New product launches & increasing geographical presence with substantial increase in ROCE.





DHABRIYA POLYWOOD LIMITED



DISCLAIMER

The information in this presentation has been prepared for use in presentations by Dhabriya Polywood Limited for information purposes only and does not constitute, or should be regarded as, or form part of any offer, invitation, inducement or advertisement to sell or issue, or any solicitation or initiation of any offer to purchase or subscribe for, any securities of the Company in any jurisdiction, nor shall it, or the fact of its distribution form the basis of, or be relied on in connection with, any investment decision or any contract or commitment to purchase or subscribe for any securities of the Company in any jurisdiction. No representation or warranty, express or implied, is made as to, and no reliance should be placed on, the fairness, accuracy, completeness or correctness of the information or opinions contained in this presentation. Neither the Company nor any of its affiliates, advisors or representatives shall have any responsibility or liability whatsoever (for negligence or otherwise) for any loss howsoever arising from any use of this presentation or its contents or otherwise arising in connection with this presentation. The information set out herein may be subject to updating, completion, revision, verification and amendment and such information may change materially. This presentation is based on the economic, regulatory, market and other conditions as in effect on the date hereof. It should be understood that subsequent developments may affect the information contained in this presentation, which neither the Company nor its affiliates, advisors or representatives are under an obligation to update, revise or affirm. This presentation contains forward-looking statements based on the currently held beliefs and assumptions of the management of the Company, which are expressed in good faith and, in their opinion, reasonable. Forward-looking statements involve known and unknown risks, uncertainties and other factors, which may cause the actual results, financial condition, performance, or achievements of the Company or industry results, to differ materially from the results, financial condition, performance or achievements expressed or implied by such forward-looking statements. Unless otherwise indicated, the information contained herein is preliminary and indicative and is based on management information, current plans and estimates. Industry and market-related information is obtained or derived from industry publications and other sources and has not been independently verified by us. Given these risks, uncertainties and other factors, recipients of this document are cautioned not to place undue reliance on these forward-looking statements. The Company disclaims any obligation to update these forward-looking statements to reflect future events or developments.