

WEL/SEC/2020

October 29, 2020

To,

BSE Limited 1 st Floor, Rotunda Bldg, Dalal Street, Fort, Mumbai - 400 001. Scrip Code: 532553	National Stock Exchange of India Limited Exchange Plaza, C-1, Block-G, Bandra Kurla Complex, Bandra (East), Mumbai - 400 051. NSE Symbol: WELENT
--	---

Dear Sir/Madam,


Sub.: Investor Presentation pursuant to Regulation 30 of the SEBI (Listing Obligations and Disclosure Requirements) Regulations, 2015.

Pursuant to Regulation 30 of the SEBI (Listing Obligations and Disclosure Requirements) Regulations, 2015, please find attached Investor Presentation which is being uploaded on the website of the Company.

Kindly take note of the above.

Thanking you.

For Welspun Enterprises Limited



Priya Pakhare
Company Secretary
FCS - 7805

Welspun Enterprises Limited

Welspun House, Kamala City, Senapati Bapat Marg, Lower Parel (West), Mumbai 400 013, India.

T : +91 22 6613 6000 / 2490 8000 F : +91 22 2490 8020

E-mail : companysecretary_wel@welspun.com Website : www.welspunenterprises.com

Registered Address: Welspun City, Village Versamedi, Taluka Anjar, District Kutch, Gujarat 370 110, India.

T : +91 28 3666 2222 F : +91 28 3627 9010

Corporate Identity Number: L45201GJ1994PLC023920

WELSPUN ENTERPRISES LTD

An Infra Player with a Difference

October 2020



SAFE HARBOR

The information contained in this presentation is provided by Welspun Enterprises Limited (the "Company"). Although care has been taken to ensure that the information in this presentation is accurate, and that the opinions expressed are fair and reasonable, the information is subject to change without notice, its accuracy, fairness or completeness is not guaranteed and has not been independently verified and no express or implied warranty is made thereto. You must make your own assessment of the relevance, accuracy and adequacy of the information contained in this presentation and must make such independent investigation as you may consider necessary or appropriate for such purpose. Neither the Company nor any of its directors assume any responsibility or liability for, the accuracy or completeness of, or any errors or omissions in, any information or opinions contained herein. Neither the Company nor any of its directors, officers, employees or affiliates nor any other person accepts any liability (in negligence, or otherwise) whatsoever for any loss howsoever arising from any use of this presentation or its contents or otherwise arising in connection therewith.

The statements contained in this document speak only as at the date as of which they are made, and the Company expressly disclaims any obligation or undertaking to supplement, amend or disseminate any updates or revisions to any statements contained herein to reflect any change in events, conditions or circumstances on which any such statements are based. By preparing this presentation, none of the Company, its management, and their respective advisers undertakes any obligation to provide the recipient with access to any additional information or to update this presentation or any additional information or to correct any inaccuracies in any such information which may become apparent. This document is for informational purposes and does not constitute or form part of a prospectus, a statement in lieu of a prospectus, an offering circular, offering memorandum, an advertisement, and should not be construed as an offer to sell or issue or the solicitation of an offer or an offer document to buy or acquire or sell securities of the Company or any of its subsidiaries or affiliates under the Companies Act, 2013, the Securities and Exchange Board of India (Issue of Capital and Disclosure Requirements) Regulations, 2009, both as amended, or any applicable law in India or as an inducement to enter into investment activity. No part of this document should be considered as a recommendation that any investor should subscribe to or purchase securities of the Company or any of its subsidiaries or affiliates and should not form the basis of, or be relied on in connection with, any contract or commitment or investment decision whatsoever. This document is not financial, legal, tax, investment or other product advice.

This presentation contains statements of future expectations and other forward-looking statements which involve risks and uncertainties. These statements include descriptions regarding the intent, belief or current expectations of the Company or its officers with respect to the consolidated results of operations and financial condition, and future events and plans of the Company. These statements can be recognized by the use of words such as "expects," "plans," "will," "estimates," or words of similar meaning. Such forward-looking statements are not guarantees of future performance and actual results, performances or events may differ from those in the forward-looking statements as a result of various factors and assumptions. You are cautioned not to place undue reliance on these forward looking statements, which are based on the current view of the management of the Company on future events. No assurance can be given that future events will occur, or that assumptions are correct. The Company does not assume any responsibility to amend, modify or revise any forward-looking statements, on the basis of any subsequent developments, information or events, or otherwise.

Any reference herein to "the Company" shall mean Welspun Enterprises Limited, together with its consolidated subsidiaries.

COVID-19 – IMPACT AND RESPONSE

FIGHTING COVID19 TOGETHER



#WellAndHome : Safety and Comfort for extended 100,000+ Welspun family

- Robust IT infrastructure to enable Work from Home
- Isolation wards, Tie-ups with hospitals, Emergency helpline

AI based robotic consultancy, virtually connecting with specialist doctor

#WellAndLearn: Wellness & Learning

- Digital modules for employee Health, Wellness & Learning
- Engaging employees and Families



#WellAndSafe: Supporting Govt. & Society

- Leveraging group capacities to make hand wipes and face masks to meet demand-supply gap
- 24x7 Medical care & essential provisions for employees and neighborhood



TOGETHER WE FIGHT COVID_19
#WellAndSafe



COVID19 - IMPACT

Environment & Operations

- Mobilisation of manpower at 80-85% levels
- All government guidelines are being followed during construction
- Received PCOD of Chutmalpur-Ganeshpur & Roorkee-Chutmalpur-Gagalheri
- Received Appointed date of Sattanathapuram-Nagapattinam

Liquidity

- All interest and principal repayments are made as per schedule
 - No deferment / moratorium sought from banks
- Company has unutilized bank limits with sufficient treasury balance
- Raised Rs 3.75 bn of NCDs for future growth in May 2020
- No delays or issues on NHA1 payment till date
- RBI measures helped to improved liquidity in the market

Profitability

- Invoked Force Majeure to ensure interest of the company is protected
- No impact envisaged on operational HAM project (DME)
- Expect the pace of work to gather momentum post monsoon
- Confident of covering Covid related execution loss in the financial year

Sustainability

- Current EPC Order Book at Rs. 43,710 mn, providing future visibility
- Strong Balance sheet – LT credit rating ‘AA-‘
- Selectively bidding for few projects, while maintaining the threshold return
- Explore inorganic growth opportunities, through measured evaluation
- Company is well-positioned for early financial closure of new projects

KEY INVESTMENT HIGHLIGHTS

Welspun Group

- comes with vast experience of
- Nurturing businesses
 - Executing marquee projects
 - Investing & timely value unlocking

Sunrise Infra Sector

- ~ Rs. 111 trillion capital expenditure in infrastructure sector during FY2020-25 as per NIP report

Hybrid Annuity Model (HAM) Opportunity

- Win-win model for government & developer
- Around 1/3rd of road awards happening through HAM

Welspun Enterprises

- Focused as a developer with special emphasis on HAM
- Robust order book provides strong visibility
- Demonstrated operational excellence
 - Financial strength

Asset Light Model

- Focused on Project Management Consultancy (PMC)
- Minimal Plant & Machinery
 - Low Working Capital
- Continuous asset value unlocking
 - High RoCE, Low Leverage

KEY INVESTMENT HIGHLIGHTS

Welspun Group

- comes with vast experience of
- Nurturing businesses
 - Executing marquee projects
 - Investing & timely value unlocking

Sunrise Infra Sector

- ~ Rs. 111 trillion capital expenditure in infrastructure sector during FY2020-25 as per NIP report

Hybrid Annuity Model (HAM) Opportunity

- Win-win model for government & developer
- Around 1/3rd of road awards happening through HAM

Welspun Enterprises

- Focused as a developer with special emphasis on HAM
- Robust order book provides strong visibility
- Demonstrated operational excellence
 - Financial strength

Asset Light Model

- Focussed on Project Management Consultancy (PMC)
- Minimal Plant & Machinery
- Low Working Capital
- Continuous asset value unlocking
- High RoCE, Low Leverage

WELSPUN GROUP OVERVIEW

Revenue
Rs. 194 bn

CAGR 20% (1995-2020)

EBITDA
Rs. 28 bn

Overall 15% EBITDA margin

Fixed Asset Base
Rs. 64 bn

Asset creation calibrated to
Demand & Cash flows

Net Debt of Rs. 34 bn

Continuous focus on reducing
high cost debt

Net Cash position in WEL
Almost **Zero Debt** in WCL

Net Debt to Equity
0.39 x

Indicates minimal leverage

Net Debt to EBITDA
0.82 x

Continuous reduction with
profitability & reducing debt

Strong Credit Rating

Welspun India: AA
Welspun Corp: AA
Welspun Enterprises: AA-


Current Ratio 1.36 x

Robust liquidity to meet short
term obligations

GROUP'S RICH EXPERIENCE OF PROJECT EXECUTION



History of designing & building manufacturing plants & projects worth USD 3 bn+



Successfully built Anjar Welspun City, spread across 2,500 acres in Gujarat



Built renewable energy portfolio of 1,000+ MW worth Rs.10,000+ crores & successfully divested it



Track record of delivering quality projects, on or before time



Successfully built one-of-its-kind anciliarisation (captive outsourcing) model in Textiles



Experience of value unlocking from assets of more than Rs. 130 bn in the past five years

Group vision to be among the Top-3 Value Creators in the Industry

KEY INVESTMENT HIGHLIGHTS

Welspun Group

- comes with vast experience of
- Nurturing businesses
 - Executing marquee projects
 - Investing & timely value unlocking

Sunrise Infra Sector

- ~ Rs. 111 trillion capital expenditure in infrastructure sector during FY2020-25 as per NIP report

Hybrid Annuity Model (HAM) Opportunity

- Win-win model for government & developer
- Around 1/3rd of road awards happening through HAM

Welspun Enterprises

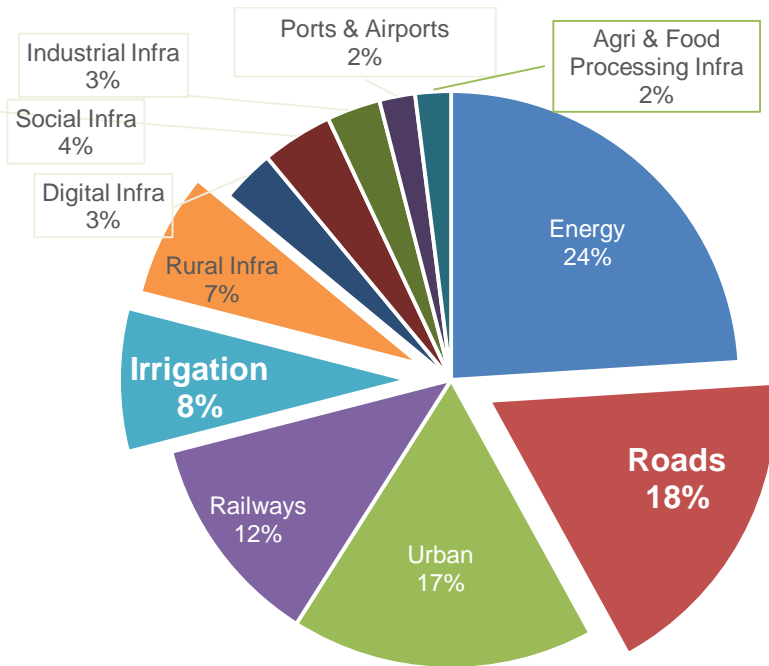
- Focused as a developer with special emphasis on HAM
- Robust order book provides strong visibility
- Demonstrated operational excellence
 - Financial strength

Asset Light Model

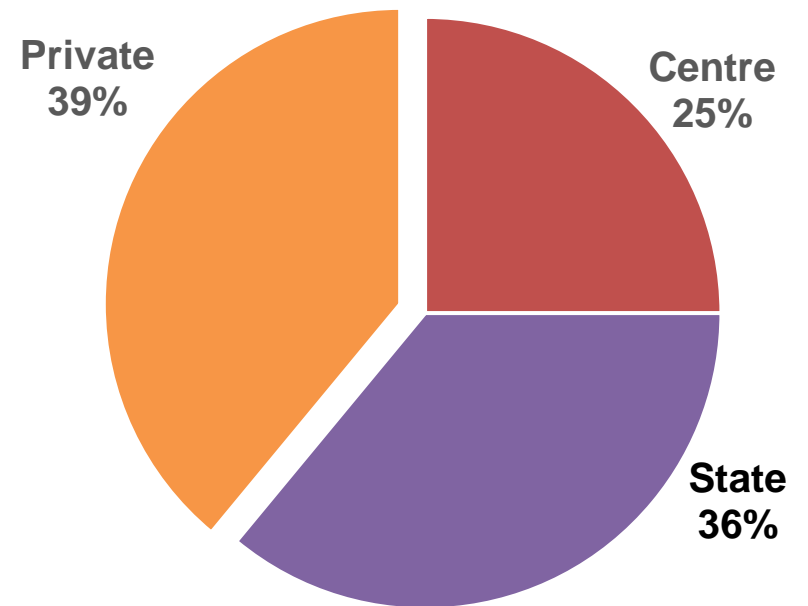
- Focussed on Project Management Consultancy (PMC)
- Minimal Plant & Machinery
- Low Working Capital
- Continuous asset value unlocking
- High RoCE, Low Leverage

ROAD SECTOR TO GET STRONG THRUST FROM GOVERNMENT

Sector wise break up of Capex of Rs. 111 trillion in NIP during 2020-2025



Sector wise share in the NIP for Road sector



Roads amount to 18% of the projected infrastructure investments

Private sector is expected to be largest contributor towards roads

ROAD SECTOR TO GET STRONG THRUST FROM GOVERNMENT

Vision 2025 for Roads



Development of 60,000 km of NH - 2,500 km of Expressways, 9,000 km of Economic corridors, 2,000 km of coastal and port connectivity



Higher penetration of advanced technology



Significantly higher share of the private sector in NH



Last-mile connectivity - improved access to all remote areas after the completion of Bharatmala Phase-1

Some key measures required to attract more private investment:

- Focus on project preparation and availability of required land
- Better contract enforceability and robust dispute resolution mechanism
- Acquiring 90% of contiguous land along with project clearances
- Increased use of financing options such as InvITs and TOT

Capital expenditure to be incurred over FY20 to FY25 (Rs. 20.3 trillion)

POTENTIAL UNDER BUY & TURNAROUND STRATEGY

Several projects awarded to various infra players with weaker balance sheet are not financially closed / execution is stuck

....WEL with its strong banking relationship, robust balance sheet and operational excellence sees this as an opportunity to be a Turnaround Specialist

Welspun Enterprises' Turnaround Record – 4 projects till date

(1) Gagalheri-Saharanpur-Yamunanagar (GSY) & (2) Chutmalpur-Ganeshpur & Roorkee-Chutmalpur-Gagalheri (CGRG)

Concessionaire

Concessionaire not in a position to achieve financial closure



Along with Welspun Enterprises
 Financially closed **within 2 months**

(3) Chikhali-Tarsod (Package-IIA)

Concessionaire

Concessionaire not in a position to achieve financial closure



Along with Welspun Enterprises
 Financially closed **within 1 month**

(4) Mukarba Chowk – Panipat Toll Roads Limited

Concessionaire

Concessionaire not able to continue execution due to financial distress



Along with Welspun Enterprises
 Took over existing liabilities.
 Expect to complete the project by H1 FY22

WATER SECTOR – KEY FOCUS AREA FOR GOVERNMENT

Government’s Mission: ‘Har Ghar Nal Se Jal’

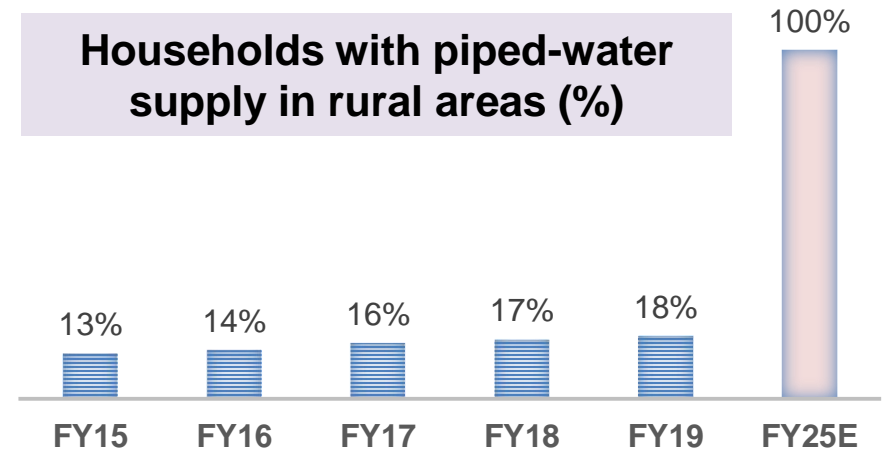
With India’s water crisis nearing a tipping point, the government announced the Jal Jeevan Mission to provide potable water to every rural household by 2024.

Rs 12.6 trillion capital expenditure to be spent in building Water Infrastructure

Department	FY20	FY21	FY22	FY23	FY24	FY25
Rural Water & Sanitation	0.4	0.6	1.0	0.8	0.8	-
Irrigation	1.1	2.0	1.8	1.4	1.2	0.7

Rs Trillion

Households with piped-water supply in rural areas (%)



Urban Water & Sanitation - Additional Rs 3.3 trillion will be spent in building Water Infrastructure

Vision 2025 for Water Infrastructure:



~100% of urban and rural households connected to piped-water supply



Interlinking of rivers to increase area under irrigation, domestic & industrial water supply

KEY INVESTMENT HIGHLIGHTS

Welspun Group

- comes with vast experience of
- Nurturing businesses
 - Executing marquee projects
 - Investing & timely value unlocking

Sunrise Infra Sector

- ~ Rs. 111 trillion capital expenditure in infrastructure sector during FY2020-25 due to NIP

Hybrid Annuity Model (HAM) Opportunity

- Win-win model for government & developer
- Around 1/3rd of road awards happening through HAM

Welspun Enterprises

- Focused as a developer with special emphasis on HAM
- Robust order book provides strong visibility
- Demonstrated operational excellence
 - Financial strength

Asset Light Model

- Focussed on Project Management Consultancy (PMC)
- Minimal Plant & Machinery
 - Low Working Capital
- Continuous asset value unlocking
 - High RoCE, Low Leverage

NHAI HYBRID ANNUITY MODEL (HAM) INTRODUCED IN 2016....

....to overcome BOT issues including

Land Acquisition

Change of scope

Traffic changes

Toll Risk

Financing

....thus, now NHAI awarding more projects under HAM and pure EPC.

HAM advantageous to both Developer & Authority

NHAI as a partner providing **40% funding**

12-15% of project cost
Minimal Equity requirement

At least **80% land** provided by the authority on appointed date. COD given based on land provided

All Clearances provided by the authority before appointed date

No Toll Collection Risk
No traffic risk

O&M covered by separate payments from authority

During construction, **Better Credit Rating than BOT** on account of lower risk

Once constructed, **AAA (SO) Credit Rating** as semi-annual assured payments from NHAI

Public Private Partnership to build world class infrastructure

Lesser Cash Outflow as compared to EPC model

Revenue Generation from toll collection which funds the annuity

Quality Assured due to maintenance obligation of 15 years by concessionaire

For details refer appendix

KEY INVESTMENT HIGHLIGHTS

Welspun Group

- comes with vast experience of
- Nurturing businesses
 - Executing marquee projects
 - Investing & timely value unlocking

Sunrise Infra Sector

- ~ Rs. 111 trillion capital expenditure in infrastructure sector during FY2020-25 as per NIP report

Hybrid Annuity Model (HAM) Opportunity

- Win-win model for government & developer
- Around 1/3rd of road awards happening through HAM

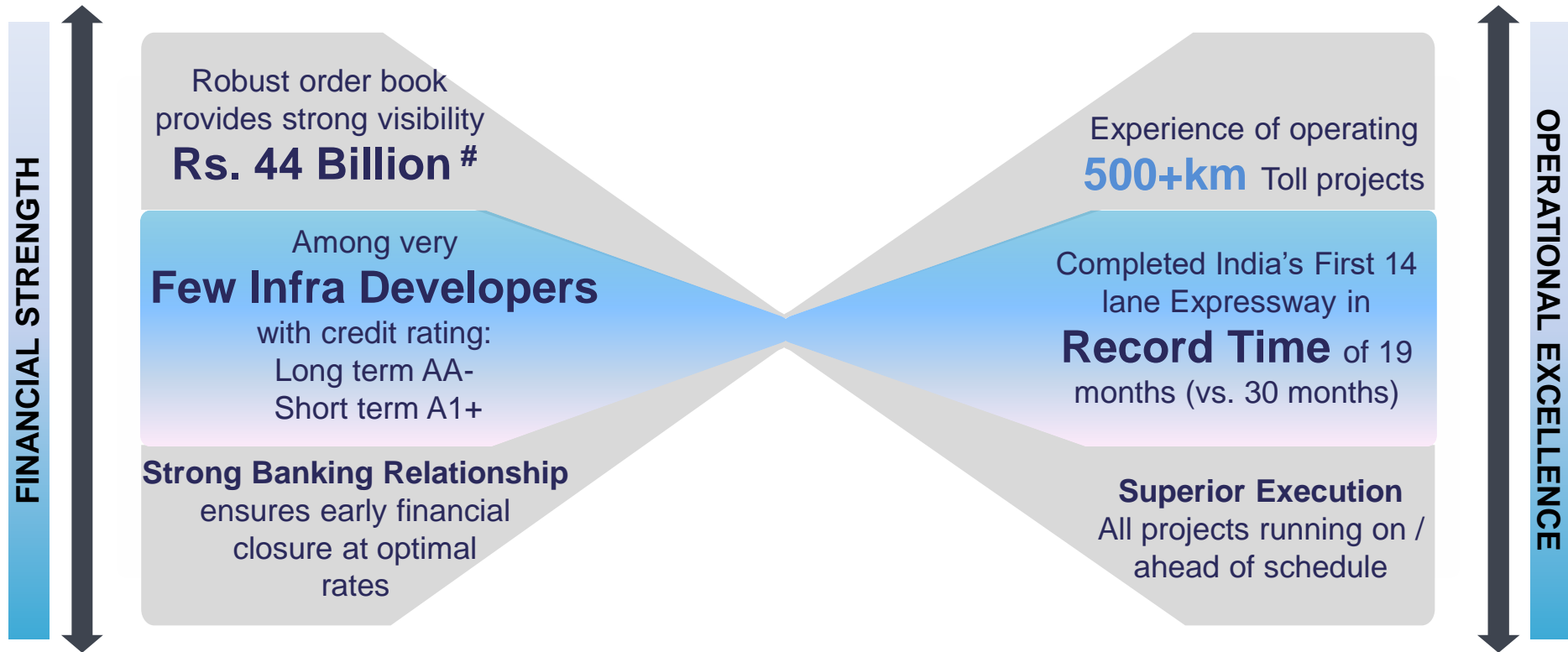
Welspun Enterprises

- Focused as a developer with special emphasis on HAM
- Robust order book provides strong visibility
- Demonstrated operational excellence
 - Financial strength

Asset Light Model

- Focussed on Project Management Consultancy (PMC)
- Minimal Plant & Machinery
- Low Working Capital
- Continuous asset value unlocking
- High RoCE, Low Leverage

ROBUST ROAD PORTFOLIO: Rs. 106+ BILLION, 660+ KM WITH....



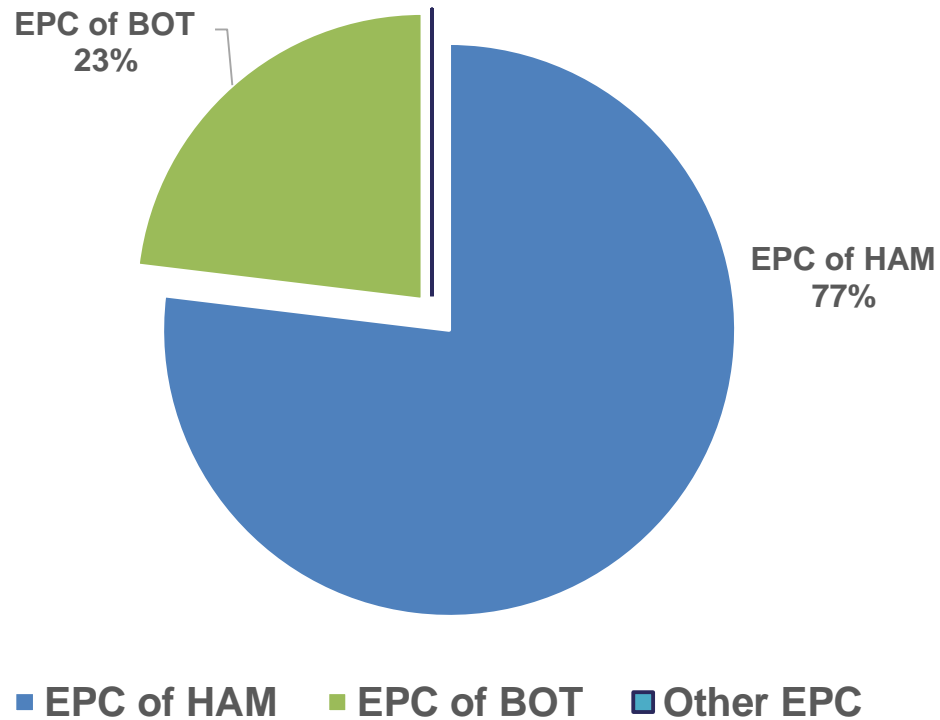
High value creation with special focus on HAM Projects

excluding GST

STRONG PLATFORM SET FOR FUTURE GROWTH

Continuously building Road portfolio through bid / buy strategy for profitable growth
Current order book at ~Rs 44 billion (excluding GST)

As on September 2020

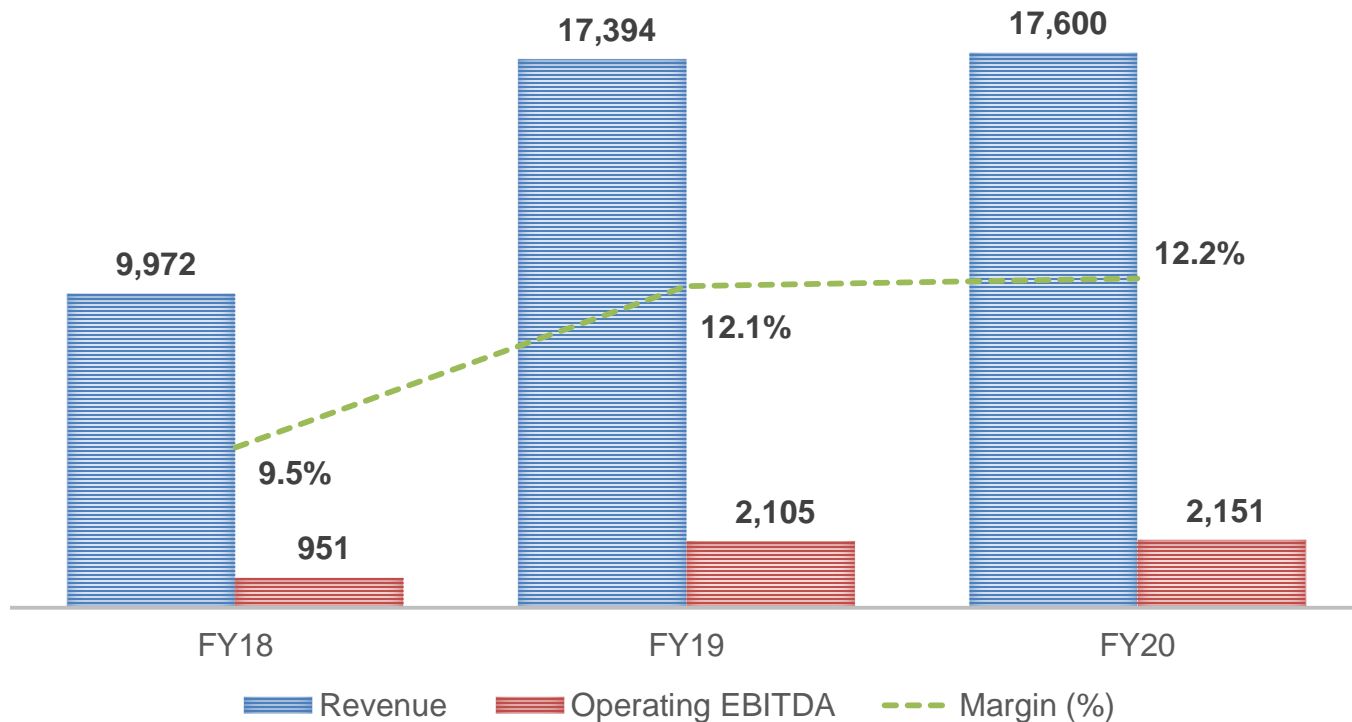


OPERATING LEVERAGE TO IMPROVE MARGINS

FY20 revenue contributed by 5 HAM projects

Margin improvement as fixed cost absorption increased with higher execution on multiple projects

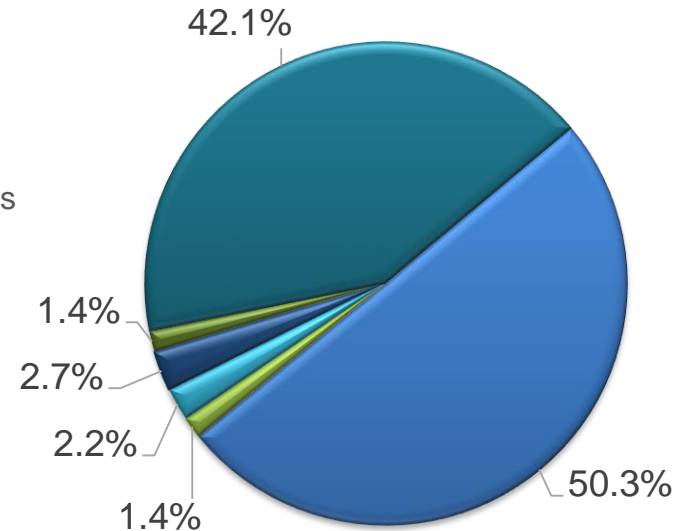
Revenues and Operating EBITDA (Rs. Mn)



WITH UNDIVIDED FOCUS ON SHAREHOLDER VALUE CREATION

Shareholding Pattern (as on 30th September 2020)

- Promoter
- Management
- FII's
- Banks & Insurance Cos
- Mutual Funds/AIF
- Public



Market Statistics

As on Sep 30, 2020	INR	USD
Price per share (Face value Rs. 10 per share)	65.7	0.89
No of Shares outstanding (Mn)	148.7	
Market Capitalization (Mn)	9,768	133
Daily Average Trading Volumes (Q2FY21) No of shares in Mn	0.24	
Daily Average Trading Value (Q2FY21) (Mn)	15.83	0.21

Creating Shareholder value

Stated Dividend Distribution Policy

- Endeavor to achieve distribution of an amount of profit subject to maximum of 25% of PAT
- Applicable FY18 onwards
- **FY20 dividend at Rs. 2 per share**

THROUGH AN EXPERIENCED BOARD AND MANAGEMENT

Board of Directors

B.K. Goenka, Chairman

- Amongst India's most dynamic businessmen; Past President ASSOCHAM (2019)
- Recipient of Asian Business Leadership (ABLF) Award, 2019

Rajesh Mandawewala, Group MD

- Qualified Chartered Accountant; Played an instrumental role in establishing Welspun's Textile & Pipe business
- Authorization of investment decisions for Welspun

Dr. Aruna Sharma, Independent Director

- Retired IAS officer (1982 batch, Madhya Pradesh cadre) with 38+ years of experience and PhD (Dev. Economics)
- Expertise in IT, Big Data & Cyber Security, Steel, Rural Development.

Mohan Tandon, Independent Director

- Ex MD of GIC of India, and Chairman & MD of National Insurance Co. Ltd.
- Expert in Org. Restructuring; Productivity-oriented Incentive Schemes

Raghav Chandra, Independent Director

- Retd. IAS officer (1982 batch) with more than 3 decades of experience.
- Held key positions with Center / State Govt. at various levels; Expert in Infrastructure Development & Public Private Partnership

Management Team : Group Support

Deepak Chauhan, Head – Group Legal

- 20 years experience in legal, majorly in infrastructure and transportation

Devendra Patil, Head – Group Secretarial

- 30+ years experience in secretarial and legal

Management Team

Sandeep Garg, Managing Director & CEO, Member of Board

- Harvard Graduate with 30+ years of experience in diverse roles in infrastructure and oil & gas sector
- Prior experience with ONGC, Punj Lloyd, IL&FS

Ved Mani Tiwari, Deputy CEO

- 30+ years of experience across transportation, urban infrastructure, renewable energy
- Prior experience with Delhi Metro, Indian Railways. Last stint was with Sterlite Power as CEO – Global Infrastructure

Sridhar Narasimhan, Chief Financial Officer

- Chartered Accountant & Cost Accountant with 23+ years of experience in financing, strategic divestments, treasury and other key areas
- Prior experience with Reliance Infrastructure and Vedanta Group

Asim Chakraborty, Chief Operating Officer (COO) - Highways

- 32 years experience in Designing, Engineering and Construction of Infrastructure projects

Banwari Lal Biyani, Operation Head – BOT & EPC

- AICWA professional with approx 39 years experience in Commercial, Planning & Budgeting, Business Excellence & Strategy and Operations

Yogen Lal, Head- Water Business

- Civil engineer with 26+ years experience in water segment

Akhil Jindal, Group CFO & Head - Strategy

- 22+ years of experience in corporate finance, M&A, strategy and fund raising
- Significantly contributed to Welspun Group in the last 12 years with its global expansion plans

KEY INVESTMENT HIGHLIGHTS

Welspun Group

- comes with vast experience of
- Nurturing businesses
 - Executing marquee projects
 - Investing & timely value unlocking

Sunrise Infra Sector

- ~ Rs. 111 trillion capital expenditure in infrastructure sector during FY2020-25 as per NIP report

Hybrid Annuity Model (HAM) Opportunity

- Win-win model for government & developer
- Around 1/3rd of road awards happening through HAM

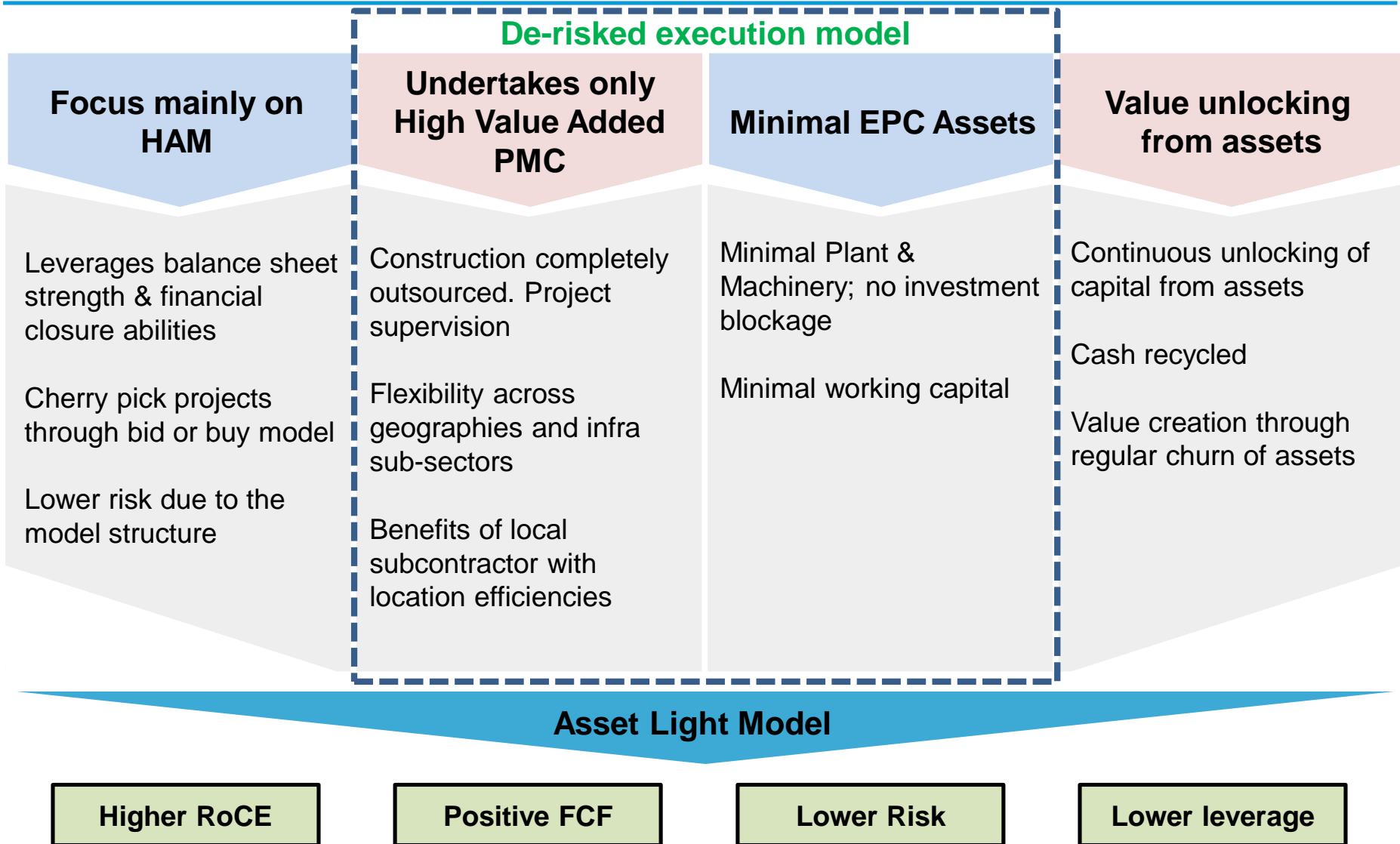
Welspun Enterprises

- Focused as a developer with special emphasis on HAM
- Robust order book provides strong visibility
- Demonstrated operational excellence
 - Financial strength

Asset Light Model

- Focussed on Project Management Consultancy (PMC)
- Minimal Plant & Machinery
 - Low Working Capital
- Continuous asset value unlocking
 - High RoCE, Low Leverage

ONE OF ITS KIND ASSET LIGHT MODEL



CREATING VALUE THROUGH A PROFOUND STRATEGY

1

**Bid for differentiated projects/
Buy distressed projects**

- Lower competition
- Better IRRs

2

Achieve early financial closure

- Strong Balance Sheet
- Reduced finance cost

3

Award construction to best suited sub-contractor

- Reduce execution risk
- Minimal investment in Plant & Machinery

4

Project Management Consultancy

- Rigorous monitoring
- Achieve early completion

8

Reinvest proceeds in new projects

- Ensure optimal balance sheet size

7

Timely value unlocking

- Divest to long term investor with lower cost
- Sustained Cashflow

6

Refinance to reduce interest cost

- Rating improvement
- Reduce financing cost

5

Achieve COD ahead of schedule

- Earn early completion bonus
- Improve returns

DELHI MEERUT E-WAY: VALIDATING OUR DIFFERENTIATED STRATEGY

Project Under the Aegis of Prime Minister of India Shri Narendra Modi and NHA

Laying of foundation stone



Inauguration of completed project



- ★ India's **FIRST 14-Lane Expressway**
- ★ India's **FIRST Green Expressway**
- ★ India's **FIRST COMPLETED HAM project – 332 Days ahead of schedule**
- ★ India's **FIRST HAM project to be awarded AAA (SO) credit rating**
- ★ India's **FIRST HAM project to receive annuity**
- ★ India's **FIRST HAM project to be re-financed post completion**



APPRECIATION BY PRIME MINISTER OF INDIA SHRI NARENDRA MODI

New Delhi
23 May, 2018

Shri B. K. Goenka Ji,

I am delighted to know of your valuable contribution to the completion of Package I of Delhi-Meerut Expressway, which as you know got completed much before the target date.

We, as a nation, are standing at the cusp of a wave of development that is driven by a young nation with great aspirations. The infrastructure we are building will create new pathways for India's all-inclusive development and open new vistas of opportunity for our people.

It was our former Prime Minister Shri Atal Bihari Vajpayee's vision to connect each and every village and city with all-weather roads. He envisioned India's future built on a firm foundation of enhanced connectivity for people and businesses.

Today, from highways to I-ways, we are ensuring that our nation is ahead of the curve in infrastructural development.

The Delhi-Meerut expressway has showcased India's engineering capabilities that are well integrated with our goal of sustainable development. Also appreciable is the way in which the expressway has been converted into a green belt with initiatives such as drip water irrigation, solar plant and landscape development.

It is a matter of immense joy to see pride in people's eyes when they experience seamless commute through these modern day marvels. The new expressway is one such marvel that will ease the lives of citizens by saving them time and money as well as ensuring that local economy flourishes.

It is my firm belief that the highways built today will become runways for dreams of tomorrow to take flight. I, once again, congratulate everyone associated with this project for achieving a remarkable feat and delivering not just an expressway, but a roadway to progress and prosperity.

I wish you success in all your future endeavours.

Yours Sincerely,



(Narendra Modi)



सत्यमेव जयते

प्रधान मंत्री

Prime Minister

APPRECIATION BY SHRI NITIN GADKARI, UNION MINISTER



BUILDING MUCH MORE THAN AN EXPRESSWAY



Vertical garden developed along the entire bridge

40,000+ Trees

transplanted and retained existing trees



3,230 Solar Panels

Electrification through solar power of 1050 kWp



Beautification Initiatives

Wall art & replicas of famous monuments



WELSPUN ENTERPRISES CSR INITIATIVES

Our social mission is enshrined within the 3Es i.e. Education, Empowerment and Environment & Health



EDUCATION.

Project Gyankunj

To enhance the teaching & learning process for teachers & students with the use of technology

Current Reach: 3 Districts, 116 Schools, 961 Teachers Trained and 55,750 Students.

ENVIRONMENT.

Project Model Village

To create a sustainable rural community that generates and maintains the resources to improve its level of well-being and happiness without depleting economic, social and environmental values.

Current Reach: 5 Villages and 19,600 People



EMPOWERMENT.

Welspun Super Sports Women

To identify and support female athletes in achieving their sporting endeavours through scholarships

Current Reach: 14 Sports Women

FINANCIALS

INCOME STATEMENT Q2 FY21 - STANDALONE

Income Statement Snapshot (Rs Million)								
Particulars	Q2FY21	Q2FY20	YoY Growth	Q1FY21	QoQ Growth	H1FY21	H1FY20	YoY Growth
Revenue from Operations	3,242	3,038	6.7%	1,741	86.2%	4,983	8,197	-39.2%
Other Income	101	146	-31.3%	96	4.6%	197	263	-25.1%
Total Income	3,342	3,184	5.0%	1,837	81.9%	5,180	8,460	-38.8%
Operating EBITDA**	381	364	4.8%	195	95.2%	577	995	-42.1%
<i>Operating EBITDA margin</i>	<i>11.8%</i>	<i>12.0%</i>	<i>-21 bps</i>	<i>11.2%</i>	<i>55 bps</i>	<i>11.6%</i>	<i>12.1%</i>	<i>-57 bps</i>
EBITDA	465	483	-3.7%	275	69.2%	740	1,204	-38.5%
<i>EBITDA margin</i>	<i>13.9%</i>	<i>15.2%</i>	<i>-125 bps</i>	<i>15.0%</i>	<i>-105 bps</i>	<i>14.3%</i>	<i>14.2%</i>	<i>6 bps</i>
PBT	320	373	-14.2%	160	99.2%	480	963	-50.1%
Reported PAT	247	324	-23.7%	130	89.3%	377	700	-46.1%
<i>Reported PAT margin</i>	<i>7.4%</i>	<i>10.2%</i>	<i>-277 bps</i>	<i>7.1%</i>	<i>29 bps</i>	<i>7.3%</i>	<i>8.3%</i>	<i>-99 bps</i>
Cash PAT	352	431	-18.3%	175	101.2%	527	896	-41.2%

Note: Cash PAT = PBDT (before exceptional) – Current tax + Non-cash ESOP expenses

** Adjusted for notional interest under IndAS & non cash ESOP exp.

INCOME STATEMENT TREND - STANDALONE

Income Statement Snapshot (Rs Million)			
Particulars	FY18	FY19	FY20
Revenue from Operations	9,972	17,394	17,600
Other Income	956	546	526
Total Income	10,928	17,940	18,126
Operating EBITDA**	951	2,106	2,151
<i>Operating EBITDA margin</i>	<i>9.5%</i>	<i>12.1%</i>	<i>12.2%</i>
EBITDA	1,660	2,369	2,589
<i>EBITDA margin</i>	<i>15.2%</i>	<i>13.2%</i>	<i>14.3%</i>
PBT (<i>before exceptional</i>)	1,385	2,122	2,141
PAT (before exceptional)	956	1,338	1,593
<i>PAT margin</i>	<i>8.7%</i>	<i>7.5%</i>	<i>8.8%</i>
Reported PAT	1,097	1,537	1,593
<i>Reported PAT margin</i>	<i>10.0%</i>	<i>8.6%</i>	<i>8.8%</i>
Cash PAT	1,014	1,610	1,851

Note: Cash PAT = PBDT (before exceptional) – Current tax + Non-cash ESOP expenses

** Adjusted for notional interest under IndAS & non cash ESOP exp.

BALANCE SHEET SNAPSHOT - STANDALONE

Balance Sheet Snapshot (Rs. Million)	30 th Sep 2020	30 th Jun 2020	31st Mar 2020
Net worth	17,472	17,502	17,355
Gross Debt	4,014	4,734	3,100
- Long Term Debt	4,014	3,994	334
- Short Term Debt	0	740	2,766
Cash & Cash Equivalents*	2,476	5,148	5,293
Net Debt /(Cash)	1,537	(415)	(2,193)
Other Long Term Liabilities	309	315	306
Total Net Fixed Assets (incl. CWIP)	548	564	565
Net Current Assets (Excl. Cash & Cash Equivalents) (adj.) [@]	2,459	2,676	1,784
Other Long Term Investments and assets (adj.) [@]	16,311	14,162	13,119

@ Temporary funding of Rs. 1,200 million has been made in lieu of drawing debt at the subsidiary/JV level in order to minimise the interest cost. This temporary funding has not been included in the cash balance of Rs. 2,476 million. The same is reflected in Other Long Term Investments and assets

KEY HIGHLIGHTS

- ✓ **Well Positioned to Benefit from India's Economic Growth & Development**

- ✓ **Unique Position with Strong Financials to tap Infra Opportunities**

- ✓ **Strong Order book providing visibility for next 2 years**

- ✓ **Asset light business model in Infra with regular project value-enhancement post COD**

- ✓ **Demonstrated Operational Excellence with earlier-than-scheduled completion**

- ✓ **Focus on Sustainable and Inclusive Growth**

- ✓ **Strong Corporate Governance - Experienced Board with 50% Independent Directors**

- ✓ **Transparency through Timely Disclosures with Stated Dividend Distribution Policy**

- ✓ **Management with Proven Track Record**

WAY FORWARD



Continue approach of prudent bid/buy strategy to strengthen Road portfolio



Targeting projects where differentiation is possible



Tapping opportunities in State road HAM projects on a selective basis



Divest/securitise completed projects in order to unlock value and capital



Looking at opportunities in associated areas in Infrastructure; targeting water segment



Explore and develop existing oil & gas blocks

THANK YOU

For further details, please contact:

Sridhar Narasimhan

President (Finance & Accounts)

Email: sridhar_narasimhan@welspun.com

APPENDIX

NHAI HYBRID ANNUITY MODEL (HAM) OVERVIEW

Award criterion: Lowest NPV value based on Construction cost and O&M cost, quoted by the bidders

40% of Project Cost (Construction Support) by Govt.

Hybrid Annuity Project

60% of Project Cost arranged by Concessionaire for Financial Closure
- 12-15% through equity from developer
- Remaining through debt

Construction Period

COD

Returns to Concessionaire on Capital Arranged

- Annuity payments (biannually) till end of concession period as per predetermined schedule
- Interest payments (on reducing balance @ Bank Rate + 3%)
- O&M payments at the bid rate with escalation

Toll collection by Govt.

O&M by Concessionaire

O&M Period

HAM - LOWER RISK-REWARD vs. BOT

	BOT Toll	HAM
Traffic Risk	Risk borne by concessionaire	No risk on the concessionaire
Toll Tariff Rates	Risk with concessionaire as tariffs decided as per National Tariff Policy	No risk on the concessionaire
Equity Requirement	Higher (25-30% of project cost)	Lower (12-15% of project cost)
Project Credit Rating	Lower rating based on the higher risk	Better rating during construction Once constructed, AAA (SO) credit rating
Mobilization Advances	No mobilization advance is granted from Authority during construction period	Mobilization advances can be availed from Authority upto 10% of bid Project Cost @ RBI Bank Rate during construction period
O&M Payments	No separate O&M payments from the authority	Separate O&M payments from the authority

WELSPUN ENTERPRISES INFRASTRUCTURE PORTFOLIO

Robust portfolio of 10 infrastructure projects in roads and water supply

HAM PROJECTS

Delhi-Meerut Expressway (Pkg 1)

Authority: NHAI
 Status: Completed; Four Annuities Received

1

Gagalheri-Saharanpur-Yamunanagar (GSY)

Authority: NHAI
 Status: Under Construction

2

Chutmalpur-Ganeshpur (CGRG)

Authority: NHAI
 Status: PCOD received

3

Aunta-Simaria

Authority: NHAI
 Status: Under Construction

4

Chikhali-Tarsod

Authority: NHAI
 Status: Under Construction

5

Package No. AM 2

Authority: Maharashtra PWD
 Status: Under Construction

6

Sattanathapuram-Nagapattinam

Authority: NHAI
 Status: Under Construction

7

BOT PROJECTS

Mukarba Chowk – Panipat

Authority: NHAI
 Status: Under Construction

1

Dewas Water

Authority: MPSIDC
 Status: Operational

(Modified Project PCOD recd)

2

Himmatnagar Bypass

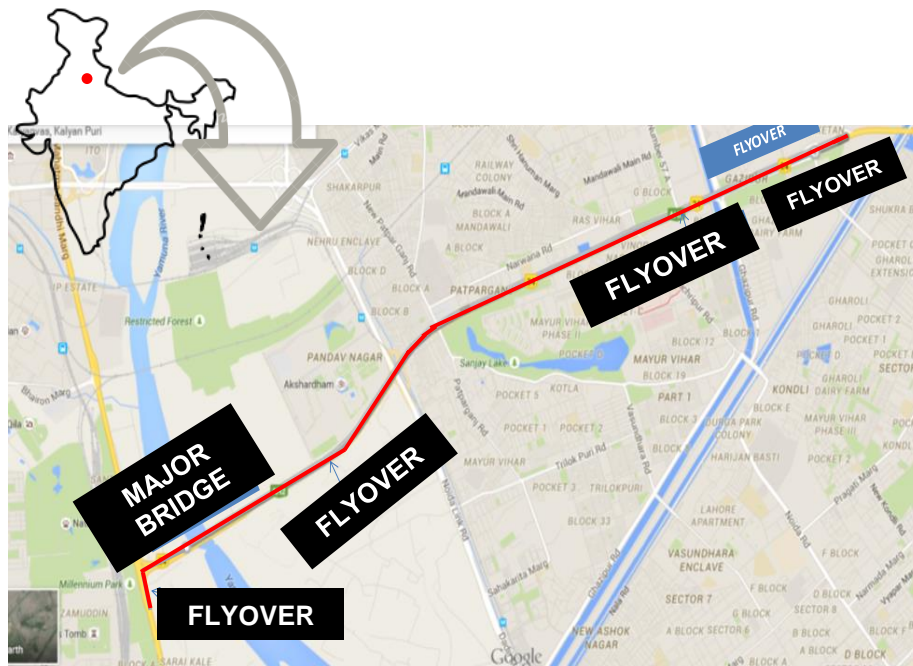
Authority: GSRDC
 Status: Operational

3

1 HAM: DELHI-MEERUT EXPRESSWAY PACKAGE 1

Scope: 14 Lane expressway: Six-laning of Delhi – Meerut Expressway & four-laning either side from 0th km to existing km 8.4 of NH-24 in Delhi

Status: Record completion within 19 months. Received four annuities within the stipulated time and early completion bonus of Rs. 271 mn from NHAI
Outstanding loan re-financed at lower rate with top-up loan



PROJECT DETAILS

Project Length (Kms)	8.716 Km
Award Date	Jan 2016
Financial Closure	Achieved
Appointed Date	28 th Nov 2016
Scheduled Construction Period	30 months
COD Date	28 th June 2018
Concession Period after COD	15 Years

PROJECT COST & FINANCING (Rs. Mn)

Bid Project Cost	8,887
Means of Finance	
- NHAI	3,366
- Debt	4,000
- Sponsor's Commitment	1,049
- Escalation	472
O&M Cost (First Year)	39.5

* Table figures are excluding GST

2 HAM: GAGALHERI-SAHARANPUR-YAMUNANAGAR

Scope: 4-Laning of Gagalheri-Saharanpur-Yamunanagar section of NH-73 in UP / Haryana

Status: NHAI declared the Appointed Date for the Project as 26th January 2018; PCOD expected soon



PROJECT DETAILS

Project Length (Kms)	51.5 Km
Acquisition Date	Jan 2018
Financial Closure	Achieved
Appointed Date	26 th Jan 2018
Scheduled Construction Period	24 months
Concession Period after COD	15 Years

PROJECT COST & FINANCING (Rs. Mn)

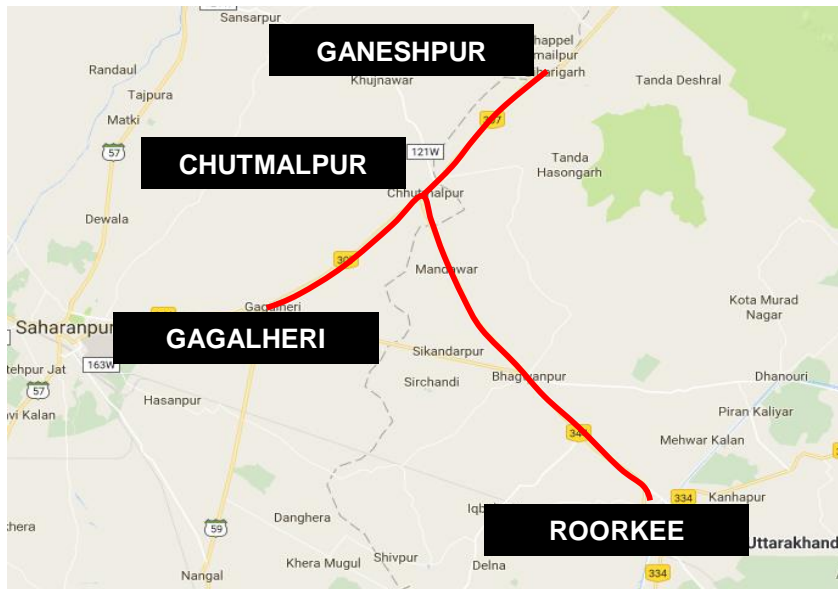
Bid Project Cost	13,544
Means of Finance	
- NHAI	4,736
- Debt	5,683
- Sponsor's Commitment	1,421
- Estimated Escalation	1,704
O&M Cost (First Year)	100

* Table figures are excluding GST

3 HAM: CHUTMALPUR-GANESHPUR & ROORKEE-CHUTMALPUR-GAGALHERI

Scope: 4-Laning of Chutmalpur-Ganeshpur section of NH-72A & Roorkee-Chutmalpur-Gagalheri section of NH-73 in UP & Uttarakhand

Status: NHAH declared the Appointed Date as 28th February 2018; Received PCOD on 5th August 2020



PROJECT DETAILS

Project Length (Kms)	53.3 Km
Acquisition Date	Jan 2018
Financial Closure	Achieved
Appointed Date	28 th Feb 2018
PCOD	5 th August 2020
Concession Period after COD	15 Years

PROJECT COST & FINANCING (Rs. Mn)

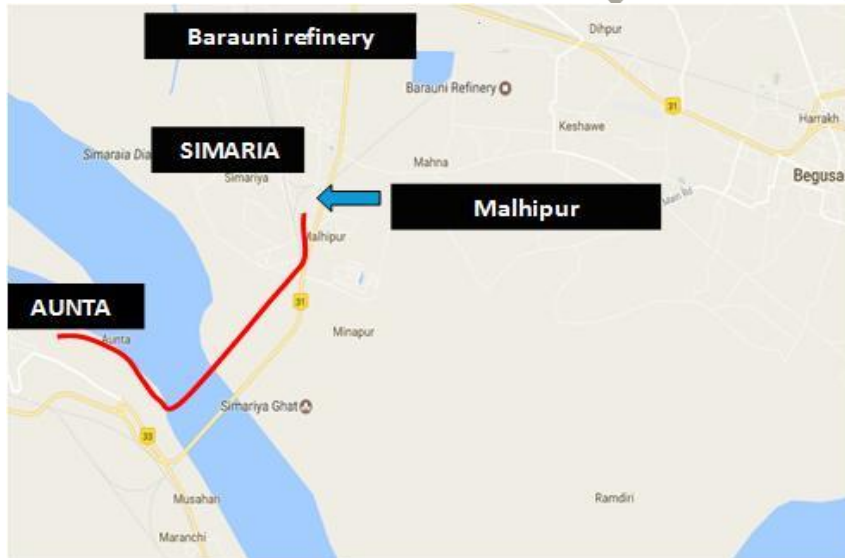
Bid Project Cost	10,727
Means of Finance	
- NHAH	3,768
- Debt	4,522
- Sponsor’s Commitment	1,130
- Estimated Escalation	1,307
O&M Cost (First Year)	100

* Table figures are excluding GST

4 HAM: AUNTA-SIMARIA (Ganga Bridge with Approach Roads)

Scope: Six- Laning from Aunta-Simaria (Ganga Bridge with Approach Roads) Section from km 197.9 to km 206.1 of NH-31 in Bihar. **Includes widest extradosed bridge on Ganga river**

Status: NHA declared the Appointed Date as 30th August 2018; execution in full swing



PROJECT DETAILS

Project Length (Kms)	8.15 Km
Award Date	Aug 2017
Financial Closure	Achieved
Appointed Date	30 th Aug 2018
Scheduled Construction Period	42 months
Concession Period after COD	15 Years

PROJECT COST & FINANCING (Rs. Mn)

Bid Project Cost	13,465
<i>Means of Finance</i>	
- NHA	4,644
- Debt	5,573
- Sponsor's Commitment	1,393
- Estimated Escalation	1,855
O&M Cost (First Year)	99

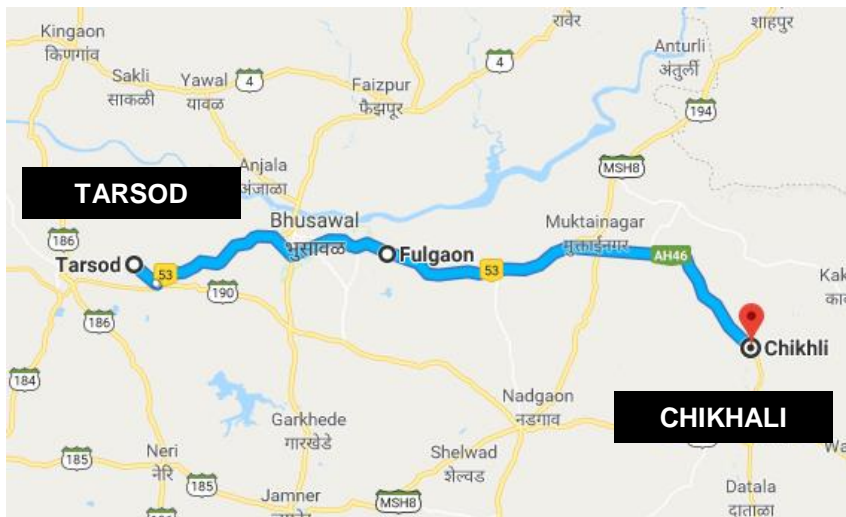
* Table figures are excluding GST

5

HAM: CHIKHALI-TARSOD

Scope: 4-laning of Chikhali – Tarsod (Package-IIA) section of NH-6 from km 360.0 to km 422.7 in Maharashtra

Status: NHA declared the Appointed Date as 16th January 2019; execution in full swing



PROJECT DETAILS

Project Length (Kms)	62.7 Km
Acquisition Date	Jan 2018
Financial Closure	Achieved
Appointed Date	16 th Jan 2019
Scheduled Construction Period	30 months
Concession Period after COD	15 Years

PROJECT COST & FINANCING (Rs. Mn)

Bid Project Cost	12,383
Means of Finance	
- NHA	4,192
- Debt	5,030
- Sponsor's Commitment	1,258
- Estimated Escalation	1,903
O&M Cost (First Year)	40.1

* Table figures are excluding GST

6

HAM: PACKAGE NO. AM 2

Scope: Upgradation of Roads in Maharashtra State or Two Laning Road/ Two Laning Road with paved shoulder under MRIP Package on Hybrid Annuity Mode (HAM) Package No. AM 2.

Key Features: Concessionaire to receive 60% of the Bid Project Cost (BPC) during the construction period (vs. 40% in NHAI projects); balance 40% of BPC and O&M paid in a period of 10 years (vs. 15 years in NHAI projects)

Status: Authority declared the Appointed Date as 28th May 2019; execution in full swing



PROJECT DETAILS

Project Length (Kms)	352.15 Km
Award Date	Nov 2018
Financial Closure	Achieved
Appointed Date	28 th May 2019
Scheduled Construction Period	24 months
Concession Period after COD	10 Years

PROJECT COST & FINANCING

(Rs. Mn)

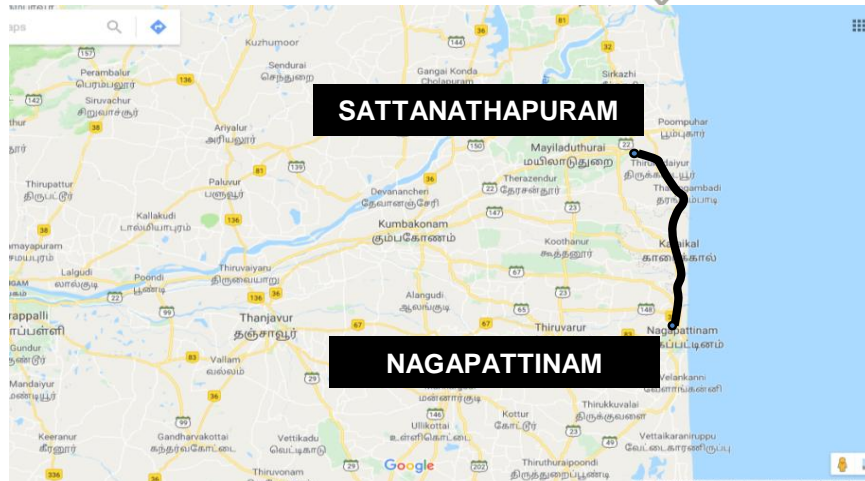
Bid Project Cost	16,472
Means of Finance (Expected)	
- Maharashtra PWD	8,760
- Debt	4,088
- Sponsor's Commitment	1,752
- Estimated Escalation	1,872
O&M Cost (First Year)	315

* Table figures are excluding GST

7 HAM: SATTANATHAPURAM - NAGAPATTINAM

Scope: 4 laning of Sattanathapuram to Nagapattinam (Design Ch Km 123.8 to Km 179.6) section of NH-45A (New NH -332) in Tamil Nadu

Status: Received Appointed Date on 5th October 2020 with 4 lane road & 4 lane structures as against 4 lane road & 6 lane structures specified in the Concession Agreement and with current land availability of 29.39 Km (52.71%) as against requirement of 80% without any claim by either party.



PROJECT DETAILS

Project Length (Kms)	55.755 Km
Award Date	July 2018
Financial Closure	FC documents submitted to NHAI
Appointed Date	5 th October 2020
Scheduled Construction Period	24 months
Concession Period after COD	15 Years

PROJECT COST & FINANCING (Rs. Mn)

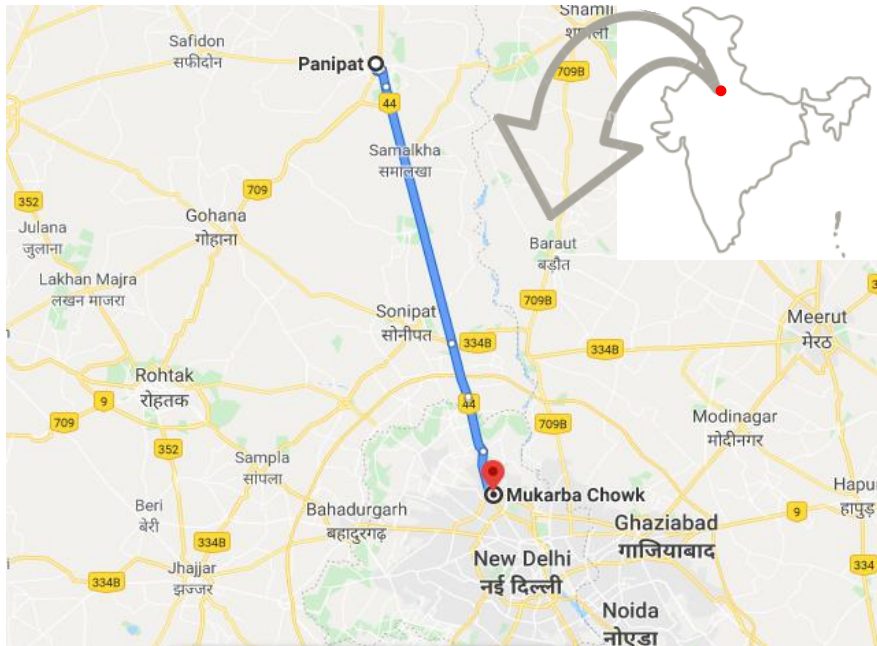
Bid Project Cost	22,725
Means of Finance	
- NHAI	8,018
- Debt	9,622
- Sponsor's Commitment	2,405
- Estimated Escalation	2,680
O&M Cost (First Year)	50

* Table figures are excluding GST

1 BOT: MUKARBA CHOWK – PANIPAT

Scope: 6 to 8 laning from Mukarba Chowk at Km 15.5 and extends to Panipat at Km 86 in the State of Haryana. Project Stretch lies in the Panipat & Sonipat district of Haryana and Delhi

Status: Financial tie up in place. Expect to complete the construction by H1 FY22. Execution in full swing



PROJECT DETAILS

Project Length (Kms)	71.1 Km
Acquisition Date	June 2020
Financial Closure	Achieved
Scheduled Construction Period	15 months post takeover
Commercial Operational Date	H1FY22E
Concession End Date	October 2033*

* Extension of up to 3.5 years possible depending on actual traffic on Target Date of April 1, 2025

PROJECT COST & FINANCING (Rs. Mn)

Bid Project Cost	21,220
Means of Finance	
- NHAI	1,890
- Debt	12,560
- Subordinate Debt	4,770
- Equity	2,000

OTHER BOT PROJECTS SUMMARY

Experience & expertise of successfully operating water project and 500+ kms of roads

(Rs. Mn)

Sector	Project Name	Location	Value on books (March-20)	External Debt on books (March-20)	COD	Concession End
Highways	Himmatnagar Bypass	Gujarat	6	-	Apr-06	Aug-20
Water Supply	Dewas Water*	MP	1,242	481	Sep-08	Jun-37
Total			1,253	494		

*Dewas Water – Modified Project

- Modified project involves the supply of treated water of up to 23 MLD to industrial customers in Dewas
- PCOD received w.e.f 30th April 2019
- FY20 revenue stands at Rs. 79 mn with EBITDA of Rs. 36 mn

Dewas Bhopal Road Project

- In FY19, 13% residual stake in Dewas Bhopal road project was sold for Rs. 577 million.
- With this, WEL has completely exited the project at a total consideration of Rs. 1,841 million as against its fund infusion of Rs. 854 million implying a multiple of 2.15x

INVESTMENT IN OIL & GAS BLOCKS: POTENTIAL VALUE ACCRETION

Adani Welspun Exploration Ltd (AWEL), a 65:35 JV between Adani Group & WEL, is the key investment vehicle

Block Name	Location	AWEL Stake	WEL Effective Stake	Status
MB-OSN-2005/2	Mumbai High	100%	35%	AWEL has decided to execute Phase – II of the exploration; drilling to start in H2FY21
GK-OSN-2009/1	Kutch	25%	8.75%	Declaration of Commerciality (DoC) filed by operator; preparation of Field Development Plan (FDP) in progress
CB-ONN-2005/4	Palej	- *	35%	Consortium had stuck oil in the block. Termination notice served by MoPNG due to default of Naftogaz India holding 10% stake; non-defaulting partners AEL and WEL have requested for transfer of this 10% stake to AEL/AWEL. Request pending for approval by DGH/MoPNG.
B9 Cluster (DSF)	Mumbai High	100%	35%	Field Development Plan (FDP) submitted to DGH; drilling to start in H2FY21

Value accretion expected on the invested amount of Rs. 5 Bn
Revenue from first block expected in FY21-22

* 55% stake directly held by Adani Enterprises Ltd and 35% by WEL