

**JAYANT AGRO-ORGANICS LIMITED**  
MANUFACTURERS & EXPORTERS OF CASTOR OIL & ITS PRODUCTS  
CIN. L24100MH1992PLC066691



**REGD. OFFICE** : 701, TOWER 'A' PENINSULA BUSINESS PARK, SENAPATI BAPAT MARG, LOWER PAREL(W) MUMBAI 400 013 INDIA  
TEL.: +91 22 4027 1300 FAX: +91 22 4027 1399 EMAIL: info@jayantagro.com Website: www.jayantagro.com

**September 5, 2020**

Corporate Relations Department  
BSE Limited  
1<sup>st</sup> Floor, New Trading Wing  
Rotunda Building, P J Towers  
Dalal Street, Fort  
Mumbai 400 001  
Fax Nos : 22723121 / 22722041  
Code No. 524330

The Market Operations Department  
National Stock Exchange of India Limited  
Exchange Plaza, 5<sup>th</sup> Floor  
Plot No C/1, G Block  
Bandra-Kurla Complex  
Bandra (E), Mumbai 400 051  
Fax Nos : 26598237 / 38  
Code :- JAYAGROGN

Dear Sir / Madam,

**Sub: Notice of the 28<sup>th</sup> Annual General Meeting and Annual Report for FY 2019-20**

Pursuant to Regulation 30 & 34 (1) of SEBI (Listing Obligations and Disclosure Requirements) Regulations, 2015, please find enclosed herewith the Notice of the 28<sup>th</sup> Annual General Meeting (AGM) along with the Annual Report for the financial year 2019-20 of the Company.

The 28<sup>th</sup> AGM is scheduled to be held on Saturday, September 26, 2020 at 11.00 a.m. (IST) through Video Conference or Other Audio Visual Means.

The Annual Report is being uploaded on our website at [www.jayantagro.com](http://www.jayantagro.com).

Kindly take the above on your records and oblige.

Thanking you,

**For Jayant Agro - Organics Limited**

**Dinesh Kapadia**  
**Company Secretary & Compliance Officer**

Encl: As above



Stronger together as  
“WE”  
even when working from home as  
“ME”



2019-20  
Annual Report



**JAYANT AGRO-ORGANICS LTD.**  
*Leadership through Innovation*





# WHAT DRIVES US?



## VISION

- To win a niche for ourselves in the areas in which we operate, by providing products and services of superior quality and value which best satisfy the needs of our customers; and in doing so, to bring about prosperity to our organisation, its people, its shareholders, its investors and the country at large.



## VALUES

- To create an organisation incorporating the values of integrity and dedication; one which progressively evolves with time to meet the challenges of the future.



## PHILOSOPHY

- It is our earnest belief that nothing of lasting and enduring value is created overnight. Everything worthwhile today is the result of yesteryears' work and vision and every successful tomorrow requires conceptualisation in the form of ideas and thoughts and crystallisation thereof through efforts to be put in today.

“As we sow, so we reap.”



# CHAIRMAN'S MESSAGE



Dear Shareholders,

These are trying times for the world. We are in the midst of a global pandemic. With over 23 million people affected by COVID-19 across the globe, India at about 3 million cases stands as the third largest in number of cases. With nearly all the countries being affected by this pandemic, this is the biggest and the toughest health challenge faced by the world in over 100 years. Several governments across the world ordered massive shut downs of all activities other than the essentials in an all out effort to contain the virus. Despite these efforts and actions, the total worldwide cases have been rising. The vaccine to contain and cure this pandemic could take a few months to a year or even more.

Your company's first priority is the safety of its people. The company closed down operations from 23<sup>rd</sup> March 2020 to 22<sup>nd</sup> April 2020. Before resuming the operations, the company carefully laid down strict procedures for social distancing, sanitizing, wearing of appropriate personal protective equipment amongst other measures to run its operations during COVID-19. I am pleased to report that till date, your company has had no case of COVID-19.

During the year your company achieved a turnover of ₹849.23 crores and a net loss of ₹25.65 crores. The consolidated income from operations and net loss for the year was ₹2512.45 crores and ₹34.44 crores respectively. After a record performance during the last three years, the net loss, both on a standalone basis and on a consolidated basis, were the worst in the history of our company.

This performance was influenced by the steep fall in the castor seeds prices by nearly 30% in a period of less than 10 days sometimes during September 2019. The sebacic acid unit performance was also affected by lower demand and competition from petroleum products.

Although the year started on a stable note, the exports for the industry which were at 5,61,000 Metric Tons in 2018-19, stood at 5,45,000 Metric Tons in 2019-20. Last year we had the lowest castor seeds crop estimate figure of 10,62,000 tons in over a decade. This resulted in the price remaining firm for most of the first half of the financial year. However, with encouraging sowing numbers of about 9,92,000 Hectares and larger than estimated carry forward from the previous years saw the price of the castor seeds dropping down sharply towards the end of the September month. Our farmers have once again responded to the price signals of the market and as a result the current years' crop is estimated at a record 19,62,000 metric tons.

Your company continues to support farmers education for improvement in yield and income on a sustainable basis. Your company has placed its faith in the Indian farmers, particularly in the castor seed growing regions of Gujarat and Rajasthan to increase castor seed availability in a meaningful way. It has been our endeavor to support the efforts of the farmers by providing them a market for their produce.

*Your company has been focused on its CSR initiative. The phase 1 of the project "Pragati" was concluded successfully. The project certified over 3000 farmers and covered more than 5200 Hectares. Encouraged by the results all the partners of the project, Arkema, BASF, Jayant Agro-Organics Ltd. and Solidaridad have unanimously decided to extend the project to Phase II extending its reach to cover a larger group of farmers. The project, "Pragati", which is a first-of-its-kind initiative globally, has also resulted in developing a sustainable castor framework titled 'SuCCESS' (Sustainable Castor Caring for Environmental & Social Standards).*

The nebulous created by the COVID-19 affects our ability to comment on the future. Predictions about the economy, demand, supply of raw materials and operational restrictions are subject to developments of COVID-19 and the response of our and other governments to these developments. We continue to operate under these constraints till normalcy returns. The world will never be the same till then. In fact, the way business is conducted, specially meetings amongst other things may change forever. Although a lot of uncertainty surrounds us, your company is confident of passing through this crisis. Your company has introspected on last year's performance. I believe your company has strengthened its processes and will emerge stronger in the long run to deliver the performances expected from it.

Last but not the least, I would like to thank all the staff members and the workers who have kept the operations going during these trying times, the government of the states and the centre and the doctors and health workers, police and the municipalities whose tireless efforts have resulted in the containing the spread of the virus and the banking staff who has run the operations through out this pandemic without missing a single day. I urge all the shareholders to stay safe and stay healthy.

With Best Wishes,

Abhay V. Udeshi  
CHAIRMAN

21st August, 2020



# Stronger together as “WE” even when working from home as “ME”



This is one of the most unusual years. In 2020, the most negative word is “Positive”. Before Covid-19, one would relate a worldwide spread of a virus to a trojan or a malware spread. This time however, a virus that attacks humans has spread across the globe causing a worldwide pandemic on a scale hitherto not known before. This led to a nearly simultaneous lockdown across the globe affecting billions of lives. The invisible microbes are on a world tour, while the humans who have dominated the planet since the last few centuries have been confined. Regular flights connecting cities & countries were grounded. Homes became offices and factories became home to numerous migrant labourers.

The nearly worldwide lockdown totally derailed the global economy with projections of a negative growth ranging from 6% to 12%. Unemployment is projected to double from 5% to 10%. Your company believes in safety first. Therefore, we have followed all the guidelines issued by the government with respect to the closures and operations during this Covid-19 period. While the head office staff has been working from home, the workers, managers and directors involved in production have been attending work at site. With the use of technology, we are responding strongly to carry out various business operations. With the grace of God, till the date of this write up there have been no COVID-19 cases.

*The management of your company continues to carry out business using video chatting to communicate with the buyers and suppliers, with the other Board and staff members, government agencies, Banks etc. Though our bodies are confined to our houses our thoughts and spirits are zooming. As humans, we know as long as we team up together and keep our spirits soaring - any pandemic or disaster no matter how severe, will only temporarily pause our progress. Together we will conquer all our troubles and it is but a matter of time before we scale to new heights.*

# Consolidated Performance for the last ten years

(₹ in Lakhs)

PARTICULARS	2010-11	2011-12	2012-13	2013-14	2014-15	2015-16	2016-17	2017-18	2018-19	2019-20	Total
Equity Capital	750	750	750	750	750	750	750	1500*	1,500	1,500	-
Reserves & Surplus	10,915	13,889	16,615	21,266	21,268	23,800	27,420	30,729	36,178	31,048	-
Borrowings	24,036	25,862	30,759	30,864	25,787	27,262	41,429	55,624	44,498	17,722	-
Gross Block	13,664	24,020	27,302	28,636	30,866	31,639	31,996	32,885	34,184	35,315	-
Net Block	10,575	20,118	22,126	22,119	23,079	22,724	22,059	21,889	22,103	22,054	-
Sales - Castor Oil & Derivatives	117,525	183,221	162,100	153,780	158,072	137,547	166,781	255,094	243,334	250,757	1,828,727
Net Profit	2,491	3,135	3,622	3,976	1,069	2,428	5,493	5,347	5,580	(3,216)	29,926
Dividend (%)	35	40	45	60	20	75	175	40	40	-	-
Dividend including dividend Tax	302	326	338	458	181	677	1,580	723	723	-	5,307
Dividend per Share of ₹5/- each Equity (₹)	2	2	2	3	1	3.75	8.75	2	2	-	-
Earning per Share (₹)	17	21	24	27	7	16	37	18	19	(11)	-
Cash Earning Per Share (₹)	21	32	36	40	14	26	45	22	23	(15)	-

Note:

\*Increase from ₹750.00 lakhs to ₹1500.00 lakhs during the year 2017-18 is due to allotment of Bonus Shares in the ratio of 1 : 1.



# AWARDS, ACCOLADES & RECOGNITION



Highest Processor of Castorseed Oilcake from The Solvent Extractors Association of India.



Second Highest Exporter of Castorseed Extraction from The Solvent Extractors Association of India.



Three Star Export House Award from FIEO from Shri Nitin Gadkari and Shri Suresh Prabhu.



# OUR CSR INITIATIVE



Your Company along with Arkema and BASF as well as NGO Solidaridad has undertaken a project for sustainability in the castor oil under the name “Sustainable Castor Initiative– Pragati” (Hindi for “progress”), which aims to improve the livelihood of castor farmers and contracted workers by supporting them to optimize yield and reduce environmental impact. The Pragati Project entered into its 2nd Phase of implementation in July 2019, when the sowing season for castor seed had already begun. Since the project “Pragati”, is joint project with – Arkema, BASF, Jayant Agro-Organics Ltd and Solidaridad, the second phase required evaluation approval of all the project partners. The project consists of farmer education, safety, social and economic improvement of farmers and contracted workers.

Some of the key goal for the Pragati project 2nd Phase are

- Training and certifying an additional 4,000 farmers, thus bringing the total to 7,000
- Increasing involvement of women in the program
- Developing the awareness and involvement among key downstream end-users – specifically by inviting stakeholders to actively participate in the Sustainable Castor Association ([www.castorsuccess.org](http://www.castorsuccess.org))
- Continuing to improve crop yield, water conservation and basic chemical hygiene

In addition to the “Pragati” initiative, your Company is involved in several projects involving the welfare of farmers, including

one by The Solvent Extractors Association of India (SEA). Your company through, “Kalyan Foundation”, a trust with whom the company is associated along with its subsidiary, Ihsedu Agrochem Pvt. Ltd, in conjunction with progressive farmers are continuing with the project of developing model farms for the education and development of the castor industry wherein the farms are able to achieve a yield of over 6 tons per hectare which is more than 3 times the average yields. It is both the vision and the mission of the company to carry this productivity potential developed by agricultural universities to translate productivity for farmers on the field by providing extension services at the ground level. This projects & initiatives will contribute towards fulfilling the vision of our Prime Minister of doubling the farmer's income.



# BOARD OF DIRECTORS



*Standing row (from Left to Right)*

**Deepak V. Bhimani**  
INDEPENDENT DIRECTOR

---

**Vikram V. Udeshi**  
CHIEF FINANCIAL OFFICER

---

**Mukesh C. Khagram**  
INDEPENDENT DIRECTOR

---

**Varun A. Udeshi**  
WHOLE-TIME DIRECTOR

---

**Subhash V. Udeshi**  
WHOLE-TIME DIRECTOR

*Sitting row (from Left to Right)*

**Sucheta N. Shah**  
INDEPENDENT DIRECTOR

---

**Hemant V. Udeshi**  
MANAGING DIRECTOR

---

**Abhay V. Udeshi**  
CHAIRMAN & WHOLE-TIME DIRECTOR

---

**Jayasinh V. Mariwala**  
INDEPENDENT DIRECTOR

---

**Vijay Kumar Bhandari**  
INDEPENDENT DIRECTOR





## BOARD OF DIRECTORS

Abhay V. Udeshi - Chairman &  
Whole-time Director  
Hemant V. Udeshi - Managing Director  
Subhash V. Udeshi - Whole-time Director  
Varun A. Udeshi - Whole-time Director

Jayasinh V. Mariwala - Independent Director  
Deepak V. Bhimani - Independent Director  
Vijay Kumar Bhandari - Independent Director  
Mukesh C. Khagram - Independent Director  
Sucheta N. Shah - Independent Director

## CHIEF FINANCIAL OFFICER

Vikram V. Udeshi

## COMPANY SECRETARY

Dinesh M. Kapadia

## BANKERS

Central Bank of India  
State Bank of India  
Oriental Bank of Commerce  
Kotak Mahindra Bank Limited  
DBS Bank Ltd.  
HDFC Bank Ltd.

## STATUTORY AUDITOR

M/s. Vatsaraj & Co.  
Chartered Accountants

## INTERNAL AUDITOR

M/s. T. P. Ostwal & Associates LLP  
Chartered Accountants

## ADVOCATES & SOLICITORS

M/s J. Sagar Associates  
M/s PDS Legal

## REGISTRAR & SHARE TRANSFER AGENT

M/s. Link Intime India Pvt. Ltd.  
C-101, 247 Park, L.B.S. Marg,  
Vikhroli (West), Mumbai – 400 083  
Tel: +91 22 49186000  
Fax: +91 22 49186060  
E-mail: [rnt.helpdesk@linkintime.co.in](mailto:rnt.helpdesk@linkintime.co.in)

## REGISTERED OFFICE

701, Tower “A”, Peninsula Business Park,  
Senapati Bapat Marg, Lower Parel (West),  
Mumbai 400 013.  
Website: [www.jayantagro.com](http://www.jayantagro.com)  
CIN: L24100MH1992PLC066691  
Tel.: +91 022 40271300  
E-mail: [info@jayantagro.com](mailto:info@jayantagro.com)

## WORKS

Plot Nos. 601,602,  
624-627 & 603, Behind  
G.A.C.L., Ranoli  
PO:- Petrochemicals  
Dist. Vadodara 391 346.  
Gujarat.

ISCPL Division. Plot No.  
296 – 300, Near GIPCL &  
Hettich, Dhanora,  
PO :- Petrochemicals,  
Dist. Vadodara, 391 346,  
Gujarat

## CONTENTS

### Statutory Reports

Board of Directors.....	01
Notice.....	02
Directors’ Report.....	10
Corporate Governance Report.....	34
Business Responsibility Report .....	44

### Financial Statements (Standalone)

Auditors’ Report .....	50
Balance Sheet .....	56
Profit & Loss Account.....	57
Cash Flow Statement .....	58
Notes on Financial Statements.....	60

### Financial Statements (Consolidated)

Auditors’ Report.....	92
Balance Sheet .....	98
Profit & Loss Account.....	99
Cash Flow Statement .....	100
Notes on Financial Statements.....	102

### Day, Date & Time of 28<sup>th</sup> AGM

Saturday, September 26, 2020 at 11.00 a.m. (IST)  
through Video Conference / Other Audio Visual Means.



## NOTICE

Notice is hereby given that the Twenty Eighth (28<sup>th</sup>) Annual General Meeting (AGM) of JAYANT AGRO-ORGANICS LIMITED ("the Company") will be held on Saturday, September 26, 2020 at 11.00 a.m. (IST) through Video Conference ("VC") / Other Audio Visual Means ("OAVM"), to transact the following business:

### ORDINARY BUSINESS:

- a) To receive, consider and adopt the standalone audited financial statement of the Company for the financial year ended March 31, 2020 along with the notes forming part thereof and the Reports of the Board of Directors and Auditors thereon.
- b) To receive, consider and adopt the consolidated audited financial statement of the Company for the financial year ended March 31, 2020 along with the notes forming part thereof and the Reports of the Board of Directors and Auditors thereon.
2. To appoint Director, Mr. Varun A. Udeshi (DIN: 02210711) who retires by rotation and being eligible, offers himself for re-appointment.

### SPECIAL BUSINESS:

3. **Ratification of remuneration of Cost Auditor for the Financial Year 2020-2021**

To consider and if thought fit, to pass the following Resolution as an **Ordinary Resolution**:

**"RESOLVED THAT** pursuant to provisions of section 148 and other applicable provisions of the Companies Act, 2013 and Companies (Audit & Auditors) Rules, 2014, including any statutory amendment(s) or modification(s) thereto or enactment or substitution thereof for the time being in force, the aggregate remuneration of ₹2.25 lakhs (Rupees Two Lakhs & Twenty Five Thousand only) plus applicable taxes and reimbursement of actual travel and out-of-pocket expenses for the Financial Year ending March 31, 2021, on recommendation of Audit Committee and as approved by the Board of Directors of the Company, to be paid to M/s. Kishore Bhatia & Associates, Cost Accountants (FRN 00294), for conducting audit of the Cost Accounts relating to the organic and speciality chemical products manufactured by the Company for the Financial Year 2020-2021 be and is hereby approved and confirmed by the members."

**"RESOLVED FURTHER THAT** the Board of Directors, the Chief Financial Officer, the Company Secretary be and are hereby severally authorised to take such steps and to do all such acts, deeds, matters and things as may be considered necessary, proper and expedient or incidental for giving effect to the said resolution."

4. **Re-appointment of Mrs. Sucheta N. Shah (DIN: 00322403) as Non-Executive Independent Director of the Company for a second term of 5 years**

To consider and if thought fit, to pass the following Resolution as a **Special Resolution**:

**"RESOLVED THAT** pursuant to the provisions of Sections 149, 150, 152 and other applicable provisions of the Companies Act, 2013 ("the Act") and the Rules made thereunder read with Schedule IV of the Act and the applicable provisions of the Securities and Exchange Board of India (Listing Obligations and Disclosure Requirements) Regulations, 2015 ["SEBI (LODR)"], (including any statutory modification(s) or amendment(s) thereto or substitution(s) or re-enactment(s) made thereof for the time being in force) and pursuant to the Performance Evaluation Reports and based on the recommendation of Nomination & Remuneration Committee and pursuant to the approval of the Board of Directors vide its resolution dated June 27, 2020, Mrs. Sucheta N. Shah (DIN 00322403), who satisfies the criteria of independence as specified in section-149(6) of the Act and the Rules made thereunder and SEBI (LODR) and in respect of whom the Company has received notice in writing under Section 160 of the Act from members proposing her candidature for the office of Non-Executive Independent Director, be and is hereby re-appointed as Non-Executive Independent Director of the Company, not liable to retire by rotation, for a second term of five (5) consecutive years with effect from the conclusion of ensuing 28<sup>th</sup> Annual General Meeting till the conclusion of 33<sup>rd</sup> Annual General Meeting."

**"RESOLVED FURTHER THAT** the Board of Directors, the Chief Financial Officer, the Company Secretary be and are hereby severally authorised to take such steps and to do all such acts, deeds, matters and things as may be considered necessary, proper and expedient or incidental for giving effect to the said resolution."

5. **Alteration in Object Clause of Memorandum of Association of the Company**

To consider and if thought fit, to pass the following Resolution as a **Special Resolution**:

**"RESOLVED THAT** pursuant to the provisions of Section 13 of Companies Act, 2013 ("the Act") and other applicable provisions, if any, of the Act (including any statutory modifications or re-enactment thereof, for the time being in force), and the rules framed thereunder, consent of the members of the Company be and is hereby accorded, to alter clause no. 113 forming part of (Objects incidental or ancillary to the attainment of the main object) the Memorandum of Association (MOA) of the Company AND THAT the altered



clause no. 113 (forming part of Objects incidental or ancillary to the attainment of the main object) of MOA shall be as follows:

*(113) "To carry on the business as manufacturers, producers, processors, importers and exporters of and dealers in processed foods, food products, food ingredients, food additives, agro foods, fast foods, packed foods and any other food products, pharmaceuticals, medicines, chemicals, fertilisers, whether mixed or granulated manures, pesticides, insecticides, disinfectants, dyes and dyestuffs compounds, oils, lubricants, petroleum products, all industrial gases, acetylene, acids, alkalies, glues, gums, plasters, paints, pigments, varnishes, organic materials, and other intermediate ointments, greases whether cream oriented or grease oriented salves, essences, lotions, extracts, perfumes, cosmetics, soaps aerosols, provisions and stores."*

**"RESOLVED FURTHER THAT** the Board of Directors, the Chief Financial Officer, the Company Secretary be and are

hereby severally authorised to take such steps and to do all such acts, deeds, matters and things as may be considered necessary, proper and expedient or incidental for giving effect to the said resolution."

By Order of the Board of Directors  
For Jayant Agro-Organics Limited

Dinesh M. Kapadia

Place: Mumbai Company Secretary & Compliance Officer  
Date: July 25, 2020 (Membership No.: F2758)

**Registered Office:**

701, Tower 'A', Peninsula Business Park,  
Senapati Bapat Marg,  
Lower Parel (West), Mumbai – 400 013.

CIN: L24100MH1992PLC066691

Tel: +91 22 4027 1300 Fax: +91 22 4027 1399

Website: [www.jayantagro.com](http://www.jayantagro.com) E-mail: [info@jayantagro.com](mailto:info@jayantagro.com)

## NOTES:

1. In view of the massive outbreak of the COVID-19 pandemic, social distancing is a norm to be followed. Accordingly, the Government of India, Ministry of Corporate Affairs (MCA) allowed conducting AGM through Video Conferencing (VC) or Other Audio Visual Means (OAVM) without the physical presence of the members vide MCA Circular No. 20/2020 dated May 05, 2020 read with Circular No. 14/2020 dated April 08, 2020 and Circular No.17/2020 dated April 13, 2020, prescribing the procedures and manner of conducting the AGM through VC/OAVM. In compliance with the provisions of the Companies Act, 2013 ("Act"), Securities and Exchange Board of India (Listing Obligations and Disclosure Requirements) Regulations, 2015 ["SEBI (LODR)"] and MCA Circulars, the 28<sup>th</sup> AGM of the Company is being held through VC / OAVM. The deemed venue for the 28<sup>th</sup> AGM shall be the Registered Office of the Company.
2. The Board of Directors have considered and decided to include the item Nos. 3, 4 and 5 given above as Special Business in the forthcoming AGM, as they are unavoidable in nature.
3. Members are requested to participate on first come first serve basis, as participation through VC / OAVM is limited and will be closed on expiry of 15 minutes from the schedule time of the AGM. However, the participation of members holding 2% or more shares of the Company, Promoters, Institutional Investors, Directors, Key Managerial Personnel, the Chairpersons of various Committees of the Company, Auditors etc. is not restricted on first come first serve basis. Members can login and join 15 minutes prior to the schedule time of meeting and window for joining shall be kept open till the expiry of 15 minutes after the schedule time. Participation is made available for 1000 members on first come first serve basis.
4. Pursuant to the provisions of the Act, a Member entitled to attend and vote at the AGM is entitled to appoint a proxy to attend and vote on his/her behalf and the proxy need not be a Member of the Company. Since this AGM is being held pursuant to the MCA Circulars through VC / OAVM, physical attendance of Members has been dispensed with. Accordingly, the facility for appointment of proxies by the Members will not be available for the AGM and hence the Proxy Form and Attendance Slip does not form part of the Notice & Explanatory Statement. Since the AGM will be held through VC / OAVM, the Route Map is not annexed in this Notice.
5. Members of the Company joining through VC / OAVM shall be reckoned for the purpose of quorum under section 103 of the Act
6. The Explanatory Statement pursuant to Section 102 of the Act, which sets out details relating to Special Business at the meeting, is annexed hereto. Additionally, pursuant to the requirements of SEBI (LODR) and Secretarial Standard -2 ("SS-2") the information about the person seeking appointment / re-appointment as Directors under item nos. 2 & 4 are given in the Annexure to the Notice.
7. The Register of Members and Share Transfer Books of the Company will remain closed from Saturday, August 22, 2020 to Thursday, August 27, 2020 (both days inclusive) in connection with the 28<sup>th</sup> AGM.
8. The Statutory Registers and all other documents referred to in the Notice & Explanatory Statement will be available for inspection in electronic mode. Members can inspect the same by sending an email to [investors@jayantagro.com](mailto:investors@jayantagro.com).



9. In compliance with the MCA Circulars and SEBI Circular dated May 12, 2020, the Notice of 28<sup>th</sup> AGM and Annual Report for FY 2019-20 is only being sent in electronic mode to Members whose e-mail address is registered with the Company, its Registrar and Share Transfer Agent (RTA) viz. Link Intime India Private Limited (“Link Intime” or “LI IPL”) (in case of shares held in physical form) or the Depository Participant(s) (in case of shares held in demat form).
10. Members may note that the Notice and Annual Report for FY 2019-20 will also be available on the Company’s website [www.jayantagro.com](http://www.jayantagro.com), websites of the Stock Exchanges i.e. BSE Limited and National Stock Exchange of India Limited at [www.bseindia.com](http://www.bseindia.com) and [www.nseindia.com](http://www.nseindia.com) respectively, and also on the website of Link Intime at <https://instavote.linkintime.co.in>
11. Pursuant to the provisions of Section 108 of the Act read with Rule 20 of The Companies (Management and Administration) Rules, 2014 (as amended) and Regulation 44 of SEBI (LODR), as amended and MCA Circulars dated April 08, 2020, April 13, 2020 and May 05, 2020, the Company is providing facility of remote e-voting to its Members in respect of the business to be transacted at the 28<sup>th</sup> AGM. For this purpose, the company has engaged the services of Link Intime India Private Limited for providing e-voting facility to the Members. The facility of casting votes by a member using remote e-voting as well as the e-voting system during the AGM will be provided by Link Intime. Details of the e-voting process and other relevant details forms part of this Notice.
12. As per Regulation 40 of the SEBI (LODR), as amended, securities of listed Companies can be transferred only in dematerialized form with effect from April 1, 2019, except in case of request received for transmission or transposition of securities. In view of this and to eliminate all risks associated with physical shares and for ease of portfolio management, Members holding shares in physical form are requested to consider converting their holding to dematerialized form.
13. Members are requested to intimate changes, if any, pertaining to their name, postal address, email address, telephone/ mobile numbers, Permanent Account Number (PAN), mandates, nominations, power of attorney, bank details such as, name of the bank and branch details, bank account number, MICR code, IFSC code, etc., to their DPs in case the shares are held by them in electronic form and to Company’s RTA i.e. Link Intime in case the shares are held by them in physical form.
14. Pursuant to the provisions of section 124(6) of the Act and Investor Education and Protection Fund Authority (“IEPF”) (Accounting, Audit, Transfer and Refund) Rules, 2016, the details of unpaid and unclaimed dividends lying with the Company as on March 31, 2020 are uploaded on the website of the Company viz. [www.jayantagro.com](http://www.jayantagro.com). Details of unpaid and unclaimed dividends upto March 31, 2019 are also uploaded on the website of the Company viz. [www.jayantagro.com](http://www.jayantagro.com) as well as on the website of the Ministry of Corporate Affairs viz. [www.iepf.gov.in](http://www.iepf.gov.in). The concerned members are required to verify the details of their claims, if any, from the said websites and lodge their claims with the Company’s RTA before the same is due for transfer to the IEPF.
15. In Accordance with the Investor Education and Protection Fund (IEPF) Authority (Accounting, Audit, Transfer and Refund) Rules, 2016, during the year under review, the Company had transferred 6,523 equity shares of face value of ₹5/- each fully paid up to Investor Education and Protection Fund Account in respect of which dividend remained unclaimed/ unpaid for a period of seven consecutive years.
16. Those members who have not yet encashed their dividend warrants for the financial year 2012-13 and subsequent years, may claim or approach the Company for payment of unclaimed dividend amount, because the dividend amount remaining unclaimed for a period of seven years will be transferred to the Investor Education and Protection Fund, in terms of Section 125 (C) of the Act, within stipulated timeline. The Members, whose unclaimed dividends/shares have been transferred to IEPF, may claim the same by making an online application to the IEPF Authority in web Form No. IEPF-5 available on [www.iepf.gov.in](http://www.iepf.gov.in).
17. The Board of Directors has appointed Mr. V. V. Chakradeo, Practicing Company Secretary (Membership No. FCS 3382) as the Scrutinizer to scrutinize the voting during the AGM and remote e-voting process in a fair and transparent manner. The results of the electronic voting shall be declared to the Stock Exchanges, within forty eight hours of conclusion of AGM pursuant to Regulation 44 of SEBI (LODR). The results declared along with the Scrutinizer’s Report shall be placed on the Company’s website [www.jayantagro.com](http://www.jayantagro.com) and communicate to the BSE Limited (BSE), and National Stock Exchange of India Limited (NSE) where the shares of the Company are listed.
18. Instructions for e-voting and joining the AGM are as follows:
  - A) **VOTING THROUGH ELECTRONIC MEANS**
    - i. The remote e-voting period commences on Wednesday, September 23, 2020 (9:00 a.m. IST) and ends on Friday, September 25, 2020 (5:00 p.m. IST). During this period, Members holding shares either in physical form or in dematerialized form, as on Friday, August 21, 2020 i.e. cut-off date, may cast their vote electronically. The e-voting module shall be disabled for voting thereafter. Those Members, who will be present in the AGM through VC / OAVM facility and have not cast their vote on the Resolutions through remote e-voting and are otherwise not barred from doing so, shall be eligible to vote through e-voting system during the AGM.
    - ii. The Members who have cast their vote by remote e-voting prior to the AGM may also attend/participate in the AGM through VC / OAVM but shall not be entitled to cast their vote again.



- iii. The voting rights of Members shall be in proportion to their shares in the paid-up equity share capital of the Company as on the cut-off date.
- iv. A person who is not a Member as on the cut-off date i.e. Friday, August 21, 2020 should treat the Notice of 28<sup>th</sup> AGM for information purpose only.
- v. The details of the process and manner for remote e-voting are explained herein below:

1. Open the internet browser and launch the URL: <https://instavote.linkintime.co.in>

Those who are first time users of LI IPL e-voting platform or holding shares in physical mode have to mandatorily generate their own Password, as under:

Click on “Sign Up” under ‘SHARE HOLDER’ tab and register with your following details: -

- A. **User ID:** Enter your User ID
  - Shareholders/ members holding shares in CDSL demat account shall provide 16 Digit Beneficiary ID
  - Shareholders/ members holding shares in NSDL demat account shall provide 8 Character DP ID followed by 8 Digit Client ID
  - Shareholders/ members holding shares in physical form shall provide Event No + Folio Number registered with the Company
- B. **PAN:** Enter your 10-digit Permanent Account Number (PAN) (Members who have not updated their PAN with the Depository Participant (DP)/ Company shall use the sequence number provided to you, if applicable.
- C. **DOB/DOI:** Enter the Date of Birth (DOB) / Date of Incorporation (DOI) (As recorded with your DP / Company - in DD/MM/YYYY format)
- D. **Bank Account Number:** Enter your Bank Account Number (last four digits), as recorded with your DP/Company.
  - Shareholders / members holding shares in CDSL demat account shall provide either ‘C’ or ‘D’, above
  - Shareholders / members holding shares in NSDL demat account shall provide ‘D’, above
  - Shareholders / members holding shares in physical form but have not recorded ‘C’ and ‘D’, shall provide their Folio number in ‘D’ above

- Set the password of your choice (The password should contain minimum 8 characters, at least one special Character (@!#\$%&\*), at least one numeral, at least one alphabet and at least one capital letter).
- Click “confirm” (Your password is now generated).

NOTE: If Shareholders/ members are holding shares in demat form and have registered on to e-Voting system of LI IPL: <https://instavote.linkintime.co.in>, and/or voted on an earlier event of any company then they can use their existing password to login.

2. Click on ‘Login’ under ‘SHARE HOLDER’ tab.
3. Enter your User ID, Password and Image Verification (CAPTCHA) Code and click on ‘Submit’.
4. After successful login, you will be able to see the notification for e-voting. Select ‘View’ icon.
5. E-voting page will appear.
6. Refer the Resolution description and cast your vote by selecting your desired option ‘Favour / Against’ (If you wish to view the entire Resolution details, click on the ‘View Resolution’ file link).
7. After selecting the desired option i.e. Favour / Against, click on ‘Submit’. A confirmation box will be displayed. If you wish to confirm your vote, click on ‘Yes’, else to change your vote, click on ‘No’ and accordingly modify your vote.
8. Institutional shareholders (i.e. other than Individuals, HUF, NRI etc.) and Custodians are required to log on the e-voting system of LI IPL at <https://instavote.linkintime.co.in> and register themselves as ‘Custodian / Mutual Fund / Corporate Body’. They are also required to upload a scanned certified true copy of the board resolution / authority letter / power of attorney etc. together with attested specimen signature of the duly authorised representative(s) in PDF format in the ‘Custodian / Mutual Fund / Corporate Body’ login for the Scrutinizer to verify the same.

**If you have forgotten the password:**

- Click on ‘Login’ under ‘SHARE HOLDER’ tab and further Click ‘forgot password?’
- Enter **User ID**, select **Mode** and Enter Image Verification (CAPTCHA) Code and Click on ‘Submit’.
  - In case shareholder / member is having valid email address, Password will be sent to his / her registered e-mail address.





- Shareholders/ members can set the password of his/her choice by providing the information about the particulars of the Security Question and Answer, PAN, DOB/DOI, Bank Account Number (last four digits) etc. as mentioned above.
- The password should contain minimum 8 characters, at least one special character (@!#\$%&\*), at least one numeral, at least one alphabet and at least one capital letter.
- It is strongly recommended not to share your password with any other person and take utmost care to keep your password confidential.

For shareholders/ members holding shares in physical form, the details can be used only for voting on the resolutions contained in the Notice. During the voting period, shareholders/ members can login any number of time till they have voted on the resolution(s) for a particular “Event”. Shareholders/ members holding multiple folios/demat account shall choose the voting process separately for each of the folios/demat account.

In case shareholders/ members have any queries regarding e-voting, they may refer the **Frequently Asked Questions (‘FAQs’)** and **InstaVote e-Voting manual** available at <https://instavote.linkintime.co.in>, under **Help** section or send an email to [enotices@linkintime.co.in](mailto:enotices@linkintime.co.in) or contact on: - Tel: 022 -4918 6000.

**B) INSTRUCTION FOR MEMBERS FOR ATTENDING THE AGM THROUGH VC/OAVM ARE AS UNDER:**

- Shareholders/Members are entitled to attend and participate in the Annual General Meeting (AGM) through VC/ OAVM provided by Link Intime.
- Shareholders/Members will be provided with InstaMeet facility wherein Shareholders/Member shall register their details and attend the AGM as under:  
Open the internet browser and launch the URL: <https://instameet.linkintime.co.in>

Select the “Company” and ‘Event Date’ and register with your following details:

- A. **Demat Account No. or Folio No:** Enter your 16 digit Demat Account No. or Folio No
- Shareholders/ members holding shares in CDSL demat account shall provide 16 Digit Beneficiary ID

- Shareholders/ members holding shares in NSDL demat account shall provide 8 Character DP ID followed by 8 Digit Client ID
- Shareholders/ members holding shares in physical form shall provide Folio Number registered with the Company

- B. **PAN:** Enter your 10-digit Permanent Account Number (PAN) (Members who have not updated their PAN with the Depository Participant (DP)/ Company shall use the sequence number provided to you, if applicable.
- C. **Mobile No.:** Enter your mobile number.
- D. **Email ID:** Enter your email id, as recorded with your DP/ Company.

Click “Go to Meeting” (You are now registered for InstaMeet and your attendance is marked for the meeting).

Please refer the instructions (below) for the software requirements and kindly ensure to install the same on the device which would be used to attend the meeting. Please read the instructions carefully and participate in the meeting. You may also call upon the InstaMeet Support Desk for any support on the dedicated number provided to you in the instruction/InstaMEET website.

**Guidelines to attend the AGM through InstaMEET**

For a smooth experience of viewing the AGM proceedings of Link Intime India Pvt. Ltd. InstaMEET, shareholders/ members who are registered as speakers for the event are requested to download and install the Webex application in advance by following the instructions as under:

- Please download and install the Webex application by clicking on the link <https://www.webex.com/downloads.html/>  
Or
- If you do not want to download and install the Webex application, you may join the meeting by following the process mentioned as under:

Enter your First Name, Last Name and Email ID and click on Join Now.

- If you have already installed the Webex application on your device, join the meeting by clicking on Join Now
- If Webex application is not installed, a new page will appear giving you an option to either Add Webex to chrome or Run a temporary application. Click on ‘Run a temporary application’, an exe file will be downloaded. Click on this exe file to run the application and join the meeting by clicking on ‘Join Now’.



### INSTRUCTIONS FOR MEMBERS TO REGISTER THEMSELVES AS SPEAKERS DURING ANNUAL GENERAL MEETING THROUGH INSTAMEET:

1. Shareholders who would like to speak during the meeting must register their request mentioning their name, demat account number/folio number, email id, mobile number with the Company at [investors@jayantagro.com](mailto:investors@jayantagro.com) from Monday, September 21, 2020 to Thursday, September 24, 2020
2. The Company reserves the right to restrict the number of speakers depending on the availability of time for the AGM.
3. Shareholders are requested to speak only when moderator of the meeting / management will announce the name by switching on video mode and audio of your device.

### INSTRUCTIONS FOR MEMBERS TO VOTE DURING THE ANNUAL GENERAL MEETING THROUGH INSTAMEET:

Once the electronic voting is activated by the scrutinizer/moderator during the meeting, shareholders/ members who have not exercised their vote through the remote e-voting can cast the vote as under:

- On the Shareholders VC page, click on the link for e-Voting "Cast your vote"
- Enter your 16 digit Demat Account No. / Folio No. and OTP (received on the registered mobile number/ registered email Id) received during registration for InstaMEET and click on 'Submit'.
- After successful login, you will see "Resolution Description" and against the same the option "Favour/ Against" for voting.
- Cast your vote by selecting appropriate option i.e. "Favour/ Against" as desired. Enter the number of shares (which represents no. of votes) as on the cut-off date under 'Favour/ Against'.
- After selecting the appropriate option i.e. Favour/Against as desired and you have decided to vote, click on "Save".

A confirmation box will be displayed. If you wish to confirm your vote, click on "Confirm", else to change your vote, click on "Back" and accordingly modify your vote.

- Once you confirm your vote on the resolution, you will not be allowed to modify or change your vote subsequently.

Shareholders/ Members are encouraged to join the Meeting through Tablets/ Laptops connected through broadband for better experience.

Shareholders/ Members are required to use Internet with a good speed (preferably 2 MBPS download stream) to avoid any disturbance during the meeting.

Please note that Shareholders/ Members connecting from Mobile Devices or Tablets or through Laptops connecting via Mobile Hotspot may experience Audio/Visual loss due to fluctuation in their network. It is therefore recommended to use stable Wi-Fi or LAN connection to mitigate any kind of aforesaid glitches.

In case shareholders/ members have any queries regarding login/ e-voting, they may send an email to [instameet@linkintime.co.in](mailto:instameet@linkintime.co.in) or contact on: - Tel: 022-49186175.

By Order of the Board of Directors  
For Jayant Agro-Organics Limited

Dinesh M. Kapadia

Place: Mumbai Company Secretary & Compliance Officer  
Date: July 25, 2020 (Membership No.: F2758)

#### Registered Office:

701, Tower 'A', Peninsula Business Park,  
Senapati Bapat Marg,  
Lower Parel (West), Mumbai – 400 013.

CIN: L24100MH1992PLC066691

Tel: +91 22 4027 1300 Fax: +91 22 4027 1399

Website: [www.jayantagro.com](http://www.jayantagro.com) E-mail: [info@jayantagro.com](mailto:info@jayantagro.com)

## EXPLANATORY STATEMENT AS REQUIRED UNDER SECTION 102 OF THE COMPANIES ACT, 2013

The following explanatory statement sets out all material facts relating to Special Business of the accompanying Notice of the 28<sup>th</sup> Annual General Meeting ('AGM') to be held on Saturday, September 26, 2020

### Item No. 3

In accordance with the provisions of Section 148(2) and 148(3) read with The Companies (Cost Records and Audit) Rules, 2014, the Company is required to appoint a Cost Auditor for audit of Chemical Products manufactured by the Company. Based on the recommendation of the Audit Committee, the Board of Directors have approved the appointment of M/s. Kishore Bhatia & Associates (FRN: 00294), as the Cost Auditor for Cost Audit

of organic and speciality chemical products for the Financial Year commencing from April 1, 2020 to March 31, 2021, on a remuneration of ₹2.25 Lakhs (Rupees Two Lakhs and Twenty Five Thousand Only) subject to approval of Members. Accordingly, this Ordinary Resolution is proposed for ratification by the Members.

The Board of Directors recommends passing of the Ordinary Resolution at Item Number 3 of the Notice & Explanatory Statement.

None of the Directors, Key Managerial Personnel (KMP) or their relatives are in any way concerned or interested, financially or otherwise in the resolution set out at item no. 3 of the Notice & Explanatory Statement.



#### Item No. 4

Mrs. Sucheta N. Shah (DIN 00322403) was appointed as Non-executive Independent Director of the Company by the members at the 23<sup>rd</sup> Annual General Meeting (AGM) of the Company held on September 24, 2015 for a period of five consecutive years. As per Section 149(10) of the Companies Act, 2013 ("the Act") read with Schedule IV and the provisions of the SEBI (Listing Obligations and Disclosure Requirements) Regulations, 2015, ["SEBI (LODR)"] an Independent Director shall hold office for a term of up to five (5) consecutive years on the Board of a Company and shall be eligible for re-appointment on passing of a special resolution by the Company for second term of up to five (5) consecutive years on the Board of a Company.

In terms of the provisions of Sections 149, 150, 152 read with Schedule IV and any other applicable provisions of the Act, Mrs. Sucheta N. Shah, being eligible for re-appointment as Non-executive Independent Director, on recommendation of Nomination & Remuneration Committee and based on the notice received in writing from a member under Section 160 of the Act, proposing her candidature for the re-appointment as Non-Executive Independent Director of the Company, the Nomination & Remuneration Committee and Board of Directors vide resolution dated June 27, 2020 recommended for the approval of the members, the re-appointment of Mrs. Sucheta N. Shah (DIN 00322403) for second term of five (5) consecutive years commencing from the conclusion of ensuing 28<sup>th</sup> AGM till the conclusion of 33<sup>rd</sup> AGM in terms of applicable provisions of the Act and SEBI (LODR).

In the Performance Evaluation conducted for the year 2019-2020, the performance of Mrs. Sucheta N. Shah (DIN 00322403) was evaluated satisfactory in the effective and efficient discharge of her role and responsibilities as Non-Executive Independent Director of the Company.

Pursuant to Ministry of Corporate Affairs notification dated October 22, 2019, Mrs. Sucheta N. Shah (DIN 00322403) has successfully registered her name in the databank maintained by the Indian Institute of Corporate Affairs at Manesar (Haryana), in accordance with the requirements of law.

The Company has received from Mrs. Sucheta N. Shah (DIN 00322403) (i) a consent in writing to act as a Director pursuant to Rule 8 of the Companies (Appointment and Qualification of Directors) Rules, 2014, (ii) an intimation in Form DIR-8 pursuant to Rule 14 of the Companies (Appointment and Qualification of Directors) Rules, 2014, to the effect that she is not disqualified under the provisions of sub-section (2) of Section 164 of the Act and (iii) a declaration to the effect that she meets the criteria of Independence as provided in sub-section (6) of Section 149 of the Act and Regulation 16(1)(b) of SEBI (LODR) as amended from time to time. Mrs. Sucheta N. Shah (DIN 00322403) is not debarred from holding of office of Director pursuant to any Securities and Exchange Board of India Order or any other such authority.

The Board considers that her continued association would be of immense benefit to the Company and it is desirable to continue to avail her services as Non-Executive Independent Director. Brief profile of Mrs. Sucheta N. Shah forms part of the Explanatory Statement.

The Nomination and Remuneration Committee and the Board of Directors recommends passing of the Special Resolution at Item Number 4 of the Notice & Explanatory Statement.

Except for Mrs. Sucheta N. Shah and her relatives, none of the other Directors, Key Managerial Personnel (KMP) or their relatives are in any way concerned or interested, financially or otherwise in the resolution set out at item no 4 of the Notice & Explanatory Statement.

#### Item No. 5

The main business of the Company is to manufacture all kinds of organic chemicals, castor oil, oleochemical, other specialty chemicals, oil cakes, deoiled cakes, seeds and substances from Agro based products and derivatives or extractions.

To enable the Company to capitalize on business opportunities, the Board of Directors of the Company at their meeting held on July 25, 2020 have approved, subject to the consent of the members to alter clause no. 113 forming part of Objects incidental or ancillary to the attainment of the main object of the Memorandum of Association (MOA) of the Company in the manner as set out in the Special Resolution at Item no. 5 of this Notice. The proposed activities can be carried out, under the existing circumstances, conveniently and advantageously along with the existing activities of the Company.

Pursuant to the provisions of Section 4, 13 and all other applicable provisions, if any, of the Act, read with applicable Rules and Regulations made thereunder (including any statutory modification(s) or re-enactment(s) thereof for the time being in force), alteration of the Object Clause of the MOA of the Company requires the approval of the members by means of a Special Resolution.

Copy of the existing MOA, copy indicating the proposed amendments and other allied documents, if any, being referred in this resolution would be available for inspection by the members electronically on all working days (Monday to Friday), up to and including the date of 28<sup>th</sup> AGM.

The Board of Directors recommends passing of the Special Resolution at item no. 5 of the Notice & Explanatory Statement.

None of the Directors, Key Managerial Personnel (KMP) or their relatives are in any way concerned or interested, financially or otherwise in the resolution set out at item no. 5 of the Notice & Explanatory Statement.

By Order of the Board of Directors  
For Jayant Agro-Organics Limited

**Dinesh M. Kapadia**

Place: Mumbai      Company Secretary & Compliance Officer  
Date: July 25, 2020      (Membership No.: F2758)

#### Registered Office:

701, Tower 'A', Peninsula Business Park,  
Senapati Bapat Marg,  
Lower Parel (West), Mumbai – 400 013.

CIN: L24100MH1992PLC066691

Tel: +91 22 4027 1300 Fax: +91 22 4027 1399

Website: [www.jayantagro.com](http://www.jayantagro.com) E-mail: [info@jayantagro.com](mailto:info@jayantagro.com)



## ANNEXURE TO NOTICE

Details of Directors Seeking Appointment / Re-Appointment as required under Regulation 26(4) & 36 (3) of SEBI (LODR) and Clause 1.2.5 of Secretarial Standards -2:

Name of Director	Mr. Varun A. Udeshi (DIN: 00210711) Whole-time Director	Mrs. Sucheta N. Shah (DIN: 00322403) Non-Executive Independent Director
Date of Birth/Age	13.09.1987 33 years	31.08.1966 54 years
Date of original appointment on the Board	23.07.2016	08.11.2014
Experience	Experience in Operations & Business Development	She has wide Experience in Business Management and finance with over 2 decades of experience in Capital Markets.
Qualifications	B. Tech. (Polymer Engineering & Technology) from U.I.C.T. Mumbai, Master of Science in Polymer Science & Engineering from University of Massachusetts, Amherst, U.S.A. MBA from Wharton School, University of Pennsylvania.	Masters in Management (Finance) from S. P. Jain Institute of Management, Mumbai with specialization in Finance and <u>B.Com</u> from Sydenham College of commerce and Economics.
Terms and conditions of appointment	As per terms and conditions of his appointment duly approved by the members of the Company	Re-appointment for a period of five (5) consecutive years as per the terms and conditions provided in the Act, and SEBI (LODR)
Remuneration last drawn (FY 2019-20)	₹ 107.52 Lakhs (for remuneration details, please refer Director's Report)	₹ 1.25 Lakhs (for remuneration details, please refer Director's Report)
Remuneration proposed to be paid	As per terms and conditions of appointment mutually agreed between the Board and Mr. Varun A. Udeshi	As per terms and conditions of appointment mutually agreed between the Board and Mrs. Sucheta N. Shah
Directorship in other Companies	NIL	<ol style="list-style-type: none"> <li>1. Ihsedu Agrochem Private Limited</li> <li>2. Atlas Integrated Finance Limited</li> <li>3. Atlas Wealth Management Private Limited</li> <li>4. The Indian Hume Pipe Company Limited</li> <li>5. TATA Housing Development Co. Limited</li> </ol>
Memberships / Chairmanships of Committees of other Companies	NIL	<ol style="list-style-type: none"> <li>1. Ihsedu Agrochem Private Limited – Member of Audit Committee, Nomination &amp; Remuneration Committee</li> <li>2. The Indian Hume Pipe Company Limited – Member of Stakeholder Relationship Committee</li> <li>3. TATA Housing Development Co. Limited – Member of Audit Committee, Nomination &amp; Remuneration Committee</li> </ol>
Shareholding in the Company	7600	-
Relationship with other Directors	Relative of Mr. Abhay V. Udeshi	-
No. of meetings of the Board attended during the year	4 out of 4 Meetings	4 out of 4 Meetings

By Order of the Board of Directors  
For Jayant Agro-Organics Limited

Dinesh M. Kapadia  
Company Secretary & Compliance Officer  
(Membership No.: F2758)

Place: Mumbai  
Date: July 25, 2020

Registered Office:  
701, Tower 'A', Peninsula Business Park, Senapati Bapat Marg,  
Lower Parel (West), Mumbai – 400 013.  
CIN: L24100MH1992PLC066691  
Tel: +91 22 4027 1300 Fax: +91 22 4027 1399  
Website: [www.jayantagro.com](http://www.jayantagro.com) E-mail: [info@jayantagro.com](mailto:info@jayantagro.com)



## DIRECTORS' REPORT

Dear Shareholders,

Your Directors are pleased to present the Twenty–Eighth Annual Report for the financial year ended March 31, 2020 along with the Audited Financial Statements and the Auditor's Report thereon.

### 1. Financial Results:

(₹ in Lakhs)

Particulars	Standalone		Consolidated	
	2019-20	2018-19	2019-20	2018-19
Revenue from operations and other income	84,923.30	80,394.28	2,51,245.15	2,44,572.97
Profit/(loss) before Depreciation & Amortisation Expenses, Finance Costs and Share of Net Profits/(Loss) of Investments and Tax	(2,126.32)	9,503.38	(608.14)	14,647.54
Less: Depreciation, and Amortisation Expenses	916.82	846.86	1,445.47	1,127.13
Profit/(loss) before Finance cost and Share of Net Profits/(Loss) of Investments and Tax	(3043.14)	8,656.52	(2,053.61)	13,520.41
Less: Finance Cost	1,357.32	1,298.12	4,060.94	4,482.48
Profit/(loss) before Share of Net Profit/(Loss) of Investments and Tax	(4,400.46)	7,358.40	(6,114.55)	9,037.93
Add : Share in Profit and Loss of Joint Venture	-	-	49.57	45.18
Profit/(loss) before Tax	(4,400.46)	7,358.40	(6,064.98)	9,083.11
Less: Provision for Tax	(1,834.55)	2,607.95	(2,620.02)	3,240.28
Profit/(loss) for the year	(2,565.91)	4,750.45	(3,444.96)	5,842.83
Add/(Less) Other Comprehensive Income (OCI)	(966.35)	354.90	(1,264.59)	478.99
Total Comprehensive Income/(loss) for the year	(3,532.26)	5,105.35	(4,709.55)	6,321.82
Less: Total Comprehensive Income for the year attributable to Non-Controlling Interest	-	-	(303.13)	293.38
Total Comprehensive Income for the year attributable Owners of the Company	-	-	(4,406.42)	6,028.44
Add: Profit brought forward from the previous year including OCI	24,692.88	20,048.89	28,462.31	23,013.67
<b>Profit available for appropriation, which is appropriated as follows:</b>	<b>21,160.62</b>	<b>25,154.24</b>	<b>24,055.89</b>	<b>29,042.11</b>
<b>Appropriations:</b>				
Interim Dividend	-	-	-	98.25
Final Dividend	600.00	405.00	600.00	405.00
Dividend Distribution Tax	123.33	56.36	123.33	76.55
<b>Closing Balance including OCI</b>	<b>20,437.29</b>	<b>24,692.88</b>	<b>23,332.56</b>	<b>28,462.31</b>
Earnings per share(EPS) (Face Value of shares ₹5/-)	(8.55)	15.83	(10.72)	18.60

### 2. Overview of Financial Performance:

The Annual Report also includes the Consolidated Financial Statements of the Company, which includes the results of the Company's subsidiaries; viz. Ihsedu Agrochem Private Limited, Ihsedu Itoh Green Chemicals Marketing Private Limited and Ihsedu Coreagri Services Private Limited and its Associate Company, Vithal Castor Polyols Private Limited. The Standalone Financial results for the year show a Total Income of ₹84,923.30 Lakhs compared to ₹80,394.28 Lakhs and standalone Net Profit / (loss) after tax of ₹(2,565.91) Lakhs as compared to ₹4,750.45 Lakhs in the previous year and the Consolidated Financial results for the year show Total Income of ₹2,51,245.15 lakhs as compared to ₹2,44,572.97 lakhs and Consolidated Net Profit / (loss) after tax of ₹(3,444.96) lakhs as compared to ₹5,842.83 lakhs in the previous year.

### 3. Dividend & Reserves:

After considering the accounts for the year ended March 31, 2020 and considering outbreak of COVID-19 Pandemic and prevailing situation, the Board of Directors have decided

to conserve the reserves of the Company and skip Equity Dividend for the financial year 2019-20.

Your Directors do not propose to transfer any amount to the General Reserve for the financial year ended March 31, 2020.

### 4. Change in Nature of Business:

There were no material changes in the nature of business of the Company during the year under review.

### 5. Credit Rating:

The Credit Rating of the Company for Long Term Debt and Short Term Debt is BBB+/Negative and Crisil A2 respectively, rated by CRISIL Limited.

### 6. State of Company's Affair:

In order to avoid duplication and for the sake of better understanding, the State of Company's Affairs is explained in detail in the section, Management Discussions and Analysis which has been included in this section of the Directors Report.



## 7. Listing of Shares:

The Company's equity shares are actively traded on BSE Limited (BSE) and the National Stock Exchange of India Limited (NSE). Further, the applicable listing fees for the financial year 2020-21 has been paid to the respective Stock Exchange(s).

## 8. Management's Discussion and Analysis:

### (a) Industry Structure and Developments and impact on the Company and its performance

The exports of castor oil which were at 5,72,000 Metric Tons in 2018-19, stood at 5,40,000 Metric Tons in 2019-20. The estimate of the crop has increased from about 1.1 million tons in 2018-19 to 1.9 million tons in 2019-20. The supply position is therefore expected to remain comfortable.

In view of the weak petroleum products the demand for some of the products are expected to remain weaker. Sebacic Acid is one of the product affected by lower petroleum prices. The product is facing subdued demand and Chinese competition and the performance is therefore expected to be subdued. Your company has been working to improve the competitiveness of the project by improving its product and economizing on the costs.

In the current year, the Company achieved consolidated turnover of ₹251245.15 lakhs and consolidated net loss after tax of ₹3444.96 lakhs. The loss during the year was mainly attributable due to steep fall in the Castor Seed price by about 30% within a period of less than 10 days during the month of September 2019.

Your company has invested in an Indo-Japanese-Korean joint venture, Vithal Castor Polyols Pvt. Ltd. (VCP). VCP's products directly compete with petroleum based polyols due to which it is facing challenges in capacity utilization and will result in a longer gestation period for the investment. Further, the company is also realigning its product mix to adjust to the market conditions. The introduction of new products should result in improving the long term prospects of the venture.

The Financial highlights of the Company are as under

Particulars	Standalone		Consolidated	
	2019-20 Ratio	2018-19 Ratio	2019-20 Ratio	2018-19 Ratio
(i) Debtors Turnover	9.38	12.35	15.72	11.05
(ii) Inventory Turnover	3.89	3.14	6.58	5.28
(iii) Interest Coverage Ratio	-2.24	6.67	-0.49	3.03
(iv) Current Ratio	1.69	1.82	1.42	1.35
(v) Debt Equity Ratio	0.52	0.49	0.91	1.18
(vi) Operating Profit Margin (%)	-3.59	11.66	-0.80	5.91
(vii) Net Profit Margin (%)	-3.03	5.95	-1.37	2.40
(viii) Net Worth (In ₹. Crores)	274	317	325	377

### (b) Opportunities & Threats

With more than 80% of your Company's production being exported, the state of the world economy, the derailing of economic activity because of COVID -19 have an impact on the demand for your products. The duration and the intensity of the virus will likely determine the impact on the global economy in the near future and is also likely to impact your company.

Changes in technology leading to new products or uses being created or substitution or obsolescence of products due to scientific developments has an important bearing on the demand for its products. Your company's products are competing with end products manufactured from crude oil and other vegetable oils. The price behavior of castor oil in relation to them is likely to have a bearing on the growth of the company.

Environment being a major concern, the search for green products is likely to intensify in the future. Castor Oil being a natural, organic, renewable and bio-degradable product is gaining importance as a green product. With improved irrigation, better quality inputs and scientific farming there is a substantial scope to improve yields per hectare of castor seeds. Besides due to its unique chemical structure, it finds myriad applications in virtually every industry be it agriculture, lubricants, paints, inks, surface coatings, pharmaceuticals, food, engineering plastics, cosmetics, perfumeries, electricals, rubber and so on. Your company continues to endeavor to tap these opportunities by focusing on Research & Development and investing in new capacities, new technologies, new applications, and new products.

Castor Seeds continue to be a volatile raw material in terms of its price and is prone to speculation. Being a shallow commodity, speculation could lead to extraordinary swing in prices, specially with the wider platform being provided by the listing on National Commodity and Derivatives Exchange (NCDEX). SEBI is keeping an vigilant and watchful eye to ensure an orderly market. Being an agricultural product, it depends on the rainfall and weather conditions prevailing in the area of castor growing States in the country, though it is a sturdy crop. The limited size of the crop makes it susceptible to speculation and wild gyration in prices on both sides. The Company is evolving and examining its risks matrix to respond to the price, product and demand risks to mitigate risks arising from these factors. The Company is also cultivating hybrid seeds to improve the productivity of commercial Castor Seeds.

### (c) Segment

The Company is organised into three business segments – Castor Oil, Derivatives and Power Generation.

### (d) Outlook

The COVID -19 pandemic has put a cloud of uncertainty over the visibility of demand, supply and operational freedom of the company's units in the near term. The



estimations for the pandemic to end vary from a few months to the year 2022. The governments across the world have adapted policies to control the economic damage caused by the pandemic by providing liquidity and financial support to the weaker sections of the society. The impact of these policy measures and return to normalcy will have an impact on the demand for the company's products.

Under the current scenario the short term outlook remains uncertain, However, barring unforeseen circumstances, the company is making efforts to ensure continuity of operations and cost controls and is confident of meeting all its obligations and maintaining its operation in the green. The long term outlook remains positive.

Emphasis on green eco-friendly products is likely to lead to increase in innovation of new products and uses of castor oil by the chemical industry.

## (e) Risks and Concerns

In the current situation the company expects to be affected by the negative growth projected in the global economy. The company is adjusting in view of the volatile and uncertain demand and operational flexibility. However, the Company's products are used across geographies in a variety of industries, thereby to a great extent, mitigating the long term risks associated with demand for its products on a long-term basis.

The price behavior of raw material depends on the weather pattern in the castor growing regions, the impact of El Nino / La Nina on monsoon in these regions, global demand and inventory, and prices of other oils including Crude Oil and therefore can be volatile as well as unpredictable. The Company is closely watching the development of factors affecting the castor seed prices.

With the business of the Company growing steadily and demand for trained and experienced manpower in excess of the supply, the risk of managing the people is very big. The Company has to retain its existing trained workforce and also attract new talent for its different operations. To improve the performance of the staff at work; various refresher training courses are organized to update their knowledge with the latest technologies and management ideas.

The demand for castor oil and its products is dependent on the overseas markets as more than 80% of the industries production is exported. The threat of new entrants and competition due to aggressive trading policies adopted by them continue to be of concern.

The Company has focused its efforts on marketing and introducing new products thereby mitigating to a certain extent, the effect of recession / slowdown in the industry.

Unrestricted speculation and high volatility due to trading in commodity exchange could have a negative effect on the growth of the industry

Your Company has been engaged in several legal cases in connection with or incidental to its business operations. These include service, excise and customs cases, etc. filed by and against the Company. These cases are being pursued with due importance and in consultation with legal experts in the respective areas. Your Board believes that the outcome of these cases is unlikely to cause a material adverse effect on the company's profitability or business performance.

Your Company has a contingent liability of ₹103.47 lakhs as on March 31, 2020. Attention of the shareholders is drawn to the explanations mentioned in note no. 33 of the Notes to Financial statements forming integral part of the balance sheet as on March 31, 2020. In view of the present status and based on legal advice received, your Board of Directors are of the opinion that no provision is required to be made against these contingent liabilities as of now.

## Forward Looking Statement

*This report contains forward looking statements that are based on our current expectations, assumptions, estimates and projections. We have tried, wherever possible to identify such statements by using words such as anticipates, estimates, expects, plans, believes and words of similar substance in connection with any discussion of future performance. Stakeholders are urged to pay careful attention to the risk factors described in this report. One or more of these risks could have an adverse effect on the Company or its group Companies activities, conditions, financial results. Furthermore, other risks not yet identified or considered as not material by the group could have the same adverse effect. All the forward looking statement included in this report are based on information available to us on the date of issue of this report. The Company do not undertake to update the said statements to reflect the future events or circumstances unless required under the statute.*

## Awards and Recognition

During the year the company received the Three Star Export House Award from FIEO (For the year 2017-18) at the hands of the honorable Minister Shri Nitin Gadkari, Minister for Road Transport and Highways and Ministry of Micro, Small and Medium Enterprises and by the former Union Minister Shri Suresh Prabhu.

The company's subsidiary Ihsedu Agrochem Pvt. Ltd won awards the Solvent Extractors Association of India for:

The Highest Processor of Castor Seed Oilcake for the year 2018-19 & The Second Highest Exporter of Castor Seeds Extraction for the year 2018-19.

## 9. Material changes and commitments affecting the financial position of the company which have occurred between the end of the financial year of the company to which the financial statements relate and the date of the report:

The COVID-19 pandemic has severely disrupted business operations due to nation-wide lockdown and other





emergency measures imposed by the authorities. The operations of the Company were impacted due to shutdown of plants and offices following the nation-wide lockdown. The Company continues with its operations in a phased manner in line with the directives issued by authorities.

The Company has evaluated the impact of this pandemic on its business operations, liquidity and financial position and based on management's review of current indicators and economic conditions, there is no material impact on its financial results as on March 31, 2020. However, the impact assessment of COVID-19 is a continuing process given the uncertainties associated with its nature & duration and accordingly the impact may be different from that estimated as at the date of approval of the Audited Financial Statements for the financial year ended March 31, 2020. The Company will continue to monitor any material changes to future economic conditions.

#### 10. Highlights of the Performance/Financial Position of each of subsidiaries/associates/joint venture companies as included in the consolidated financial statements:

**The Company (including its subsidiaries and associates) operates in three segments:**

##### 1. Consolidated Results:

The consolidated turnover of the Company has been ₹2,51,245.15 lakhs against ₹2,44,572.97 Lakhs in the previous year. The EBDITA was ₹(608.14) lakhs current year and ₹14,647.54 lakhs for the previous year.

##### 2. Derivatives:

The turnover of the derivatives has been ₹80,152.36 Lakhs against ₹79,024.02 Lakhs in the previous year. The EBDITA has decreased to ₹(2322.97) lakhs as against ₹9007.33 lakhs in the previous year.

##### 3. Castor Oil:

The operation of castor oil are mainly carried out in Ihsedu Agrochem Pvt. Ltd and have been discussed thereunder.

##### 4. Power:

The company has installed wind turbines of 2.4 MW and 0.8 MW in Jayant Agro-Organics Ltd and Ihsedu Agrochem Pvt. Ltd. respectively.

The performance of the power segment has been steady with the EBIDTA at ₹257.11 lakhs.

Your directors are pleased to announce that nearly 50% of the electricity at its Ranoli unit and 10% of its power requirement at its crushing plant in Jagana, Palanpur is met by green energy produced from the wind mills.

We would also like to state that almost 100% of the steam requirement is met by using Company's own product De-oiled Cake, making your company environment friendly manufacturer of environmentally friendly products.

#### Subsidiary Companies

##### Ihsedu Agrochem Pvt Ltd (IAPL)

During the year under review, IAPL a material subsidiary of the Company achieved a turnover of ₹1,81,462.72 lakhs as compared to ₹1,84,286.72 lakhs in the previous year. The loss after tax stood at ₹944.10 lakhs as against profit of ₹1,034.94 lakhs in the previous year.

##### Ihsedu Coreagri Services Pvt Ltd (ICAS)

During the year under review, ICAS a subsidiary of the Company had profit of ₹0.37 lakhs as against profit of ₹0.31 lakhs in the previous year.

##### Ihsedu Itoh Green Chemicals Marketing Pvt. Ltd (IIGCM)

During the year under review, IIGCM achieved a total revenue of ₹26.81 lakhs as compared to ₹25.94 lakhs in the previous year. The profit after tax was ₹15.53 lakhs against profit after tax of ₹11.95 lakhs in the previous year.

#### Associate Company

##### Vithal Castor Polyols Pvt Ltd (VCP):

VCP is an Indo – Japanese - Korean Joint Venture Company, and your company owns 50% equity shares. VCP's products directly compete with petroleum based polyols due to which it is facing challenges in capacity utilization and will result in a longer gestation period for the investment. During the year under review, VCP achieved a turnover of ₹2,295.88 lakhs as compared to ₹1,790.58 lakhs in the previous year. The Profit after tax stood at ₹95.09 lakhs as against profit of ₹86.03 lakhs in the previous year.

The Policy on material subsidiary is available on [www.jayantagro.com](http://www.jayantagro.com). The audited accounts of the subsidiary companies are placed on the Company's website and are available for inspection by any member and may write to the Company Secretary for the same.

In accordance with Section 129(3) of the Companies Act, 2013 ("the Act"), the Company has prepared consolidated financial statements of the Company and all its subsidiary and associate companies, which forms part of the Annual Report. A statement containing salient features of the financial statements and other necessary information of the subsidiary, associate companies in the format prescribed under Form AOC-1 is appended as **Annexure I** to this Report.

In accordance with third proviso of Section 136(1) of the Act, the Annual Report of the Company, containing therein its standalone and the consolidated financial statements has been placed on the website of the Company at [www.jayantagro.com](http://www.jayantagro.com). Further, as per the fourth proviso of the said Section, Financial Statements of each of the subsidiary companies have also been placed on the website of the Company at [www.jayantagro.com](http://www.jayantagro.com). Accordingly, the said documents are not being attached to the Annual Report. Shareholders interested in obtaining a copy of the Audited Annual Financial Statements of the subsidiary companies may write to the Company Secretary at [investors@jayantagro.com](mailto:investors@jayantagro.com).

As stipulated in the provisions of the Act and SEBI (Listing Obligations and Disclosure Requirements) Regulations, 2015 [“SEBI (LODR)”] the consolidated financial statements have been prepared by the Company in accordance with the applicable Accounting Standards.

#### 11. Research and Development (R & D):

The company’s R & D continues its focus on the development of castor-based value-added products, following the green chemistry principles. This year, some of the areas of activity & achievements are:

- Various Esters developed have been successfully produced on the plant scale. Few more esters are also ready for production trials. These esters have applications as plasticizers for PVC, emollients in cosmetics, lubricants, intermediates for further value-addition.
- Development of few products based on by-products to realize higher value.
- Development of monomers & oligomers for different polymer applications e.g. coatings, insulations, adhesives, castings.
- Development of quality testing methods & systems for various products

#### 12. Details in respect of adequacy of internal financial controls with reference to the Financial Statements:

The Company has an Internal Control System, commensurate with the size, scale and complexity of its operations. The management monitors and evaluates the efficacy and adequacy of internal control system in the Company, its compliance with operating systems, accounting procedures and policies at all locations of the Company. Periodical reports on the same are presented to the Audit Committee.

#### 13. Deposits:

The Company has not accepted any deposit from the public falling within the ambit of Section 73 of the Act, 2013 and the Companies (Acceptance of Deposits) Rules, 2014 and therefore, no amount of principal or interest on deposit was outstanding as on the Balance Sheet date.

#### 14. Particulars of loans, guarantees or investments under section 186:

Particulars of loans given, investments made, guarantees given and securities provided by the Company as on March 31, 2020 are given in the notes forming part of the financial statement.

#### 15. Particulars of contracts or arrangements with related parties:

All Related Party Transactions that were entered into during the financial year were on arm’s length basis and in ordinary course of business. There are no materially significant related party transactions made by the Company during the year.

All the Related Party Transactions are placed before the Audit Committee and also the Board for approval. A policy on Related Party Transactions is uploaded on the Company’s website and can be accessed through the weblink [www.jayantagro.com](http://www.jayantagro.com).

Prior Omnibus approvals are granted by the Audit Committee for related party transactions which are of repetitive nature, entered in ordinary course of business and are at arm’s length basis in accordance with the provisions of the Act read with the rules made thereunder and the SEBI (LODR).

The particulars of Contracts and Arrangement with related parties referred to in Section 188(1) of the Act as prescribed in Form AOC-2 is not applicable.

#### 16. Key Managerial Personnel and Directors:

##### a) Changes, in Directors and Key Managerial Personnel (“KMP”):

During the year under review, the Nomination & Remuneration Committee (“NRC”) and the Board of Directors of the Company at their meetings held on February 8, 2020, and the members of the Company through Postal Ballot on March 20, 2020, approved revision in the terms of appointment and payment of managerial remuneration to Mr. Abhay V. Udeshi, Chairman and Whole-time Director, Mr. Hemant V. Udeshi, Managing Director, Dr. Subhash V. Udeshi, Whole-time Director and Mr. Varun A. Udeshi, Whole-time Director, in accordance with the provisions of Section 196, 197, 198, 203 and other applicable provisions read with schedule V of the Act as amended from time to time and in pursuance to regulation 17 (6) (e) of SEBI (LODR). The resolutions for revision in terms of appointment and payment of remuneration to the aforementioned managerial personnel supersedes their respective previous resolutions passed by the shareholders of the Company. As per the said resolutions, the revised tenure for appointment and payment of remuneration shall be from April 1, 2019 to March 31, 2022 (i.e. 3 years).

In accordance with the provisions of section 203 of the Act, the following are the Key Managerial Persons (KMP) of the Company:

Name of KMP’s	Designation
Mr. Abhay V. Udeshi	Chairman & Whole Time Director
Mr. Hemant V. Udeshi	Managing Director
Dr. Subhash V. Udeshi	Whole – Time Director
Mr. Varun A. Udeshi	Whole - Time Director
Mr. Vikram V. Udeshi	Chief Financial Officer
Mr. Dinesh M. Kapadia	Company Secretary

As per the provisions of the Act, Mr. Varun A. Udeshi retires by rotation at the ensuing Annual General Meeting and being eligible, offers himself for re-appointment.

The Board recommends his re-appointment.



Mrs. Sucheta N. Shah was appointed as Non-Executive Independent Director of the Company by the members at the 23<sup>rd</sup> Annual General Meeting (AGM) of the Company held on September 24, 2015 for a period of five consecutive years. In terms of the provisions of Sections 149, 150, 152 read with Schedule IV and any other applicable provisions of the Act, Mrs. Sucheta N. Shah, is eligible for re-appointment as Non-Executive Independent Director for second term of five consecutive years subject to passing of special resolution by shareholders. The Company has received consent letter as well as declaration of Independence from her signifying her intention for re-appointment. In view of the same and pursuant to performance evaluation report, the Nomination and Remuneration Committee and the Board of Directors at its meeting held on June 27, 2020 recommended her re-appointment for second tenure of five (5) consecutive years from the conclusion of ensuing 28<sup>th</sup> AGM upto the conclusion of 33<sup>rd</sup> AGM, subject to the approval of shareholders at the AGM.

#### b) Declaration of Independence

The Company has received declarations from all the Independent Directors of the Company confirming that they meet the criteria of independence as prescribed under Section 149 of the Act and rules made thereunder and Regulation 16 and other applicable regulations, if any of the SEBI (LODR), as amended.

Further, the Independent Directors have also submitted their declaration in compliance with the provision of Rule 6(3) of Companies (Appointment and Qualification of Directors) Rules, 2014, as amended, which mandated the inclusion of an Independent Director's name in the data bank of persons offering to become Independent Director of Indian Institute of Corporate Affairs ("IICA") for a period of one year or five years or life time till they continue to hold the office of an independent director.

In the opinion of the Board, all the independent directors are persons of possessing attributes of integrity, expertise and experience as required under the applicable laws, rules and regulations.

#### c) Board Evaluation

Pursuant to the provisions of the Act read with the rules made thereunder, Regulation 17(10) of the SEBI (LODR) and the Circular issued by SEBI, the evaluation of the Annual Performance of the Directors/ Board/ Committees was carried out for the FY 2019-20.

The details of the evaluation process are set out in the Corporate Governance Report which forms a part of this report.

#### d) Policy on Directors' Appointment and Remuneration

The Company has devised a Policy for remuneration for the Directors, KMPs and other employees. The policy also includes performance evaluation of the Board which includes criteria for performance evaluation of the Independent Directors, Non-Executive Directors and Executive Directors. Policy is also displayed on the investor section of the Company's website under the weblink [www.jayantagro.com](http://www.jayantagro.com). Salient features of Nomination and Remuneration Policy is appended as **Annexure II** to this Report.

#### e) Familiarisation Program

The details of programs for familiarisation of Directors with the Company are put up on the website of the Company [www.jayantagro.com](http://www.jayantagro.com)

#### f) Number of meetings of the Board of Directors

During the year the Board of Directors met four (4) times. The details of the Board Meeting are provided in the Corporate Governance report forming part of this report.

### 17. Board Committees:

#### i) Audit Committee

As on March 31, 2020, the Audit Committee of the Company comprises of 5 Directors, 4 of which are Independent Directors. All members of Audit Committee are financially literate. The members of the Audit Committee are as under;

Mr. Jayasinh V Mariwala	- Chairman
Mr. Vijaykumar Bhandari	- Member
Mr. Deepak V. Bhimani	- Member
Mr. Mukesh C Khagram	- Member
Mr. Abhay V. Udeshi	- Member

All the recommendations made by the Audit Committee were accepted by the Board.

#### ii) Stakeholder's Relationship Committee

The Stakeholder's Relationship Committee of the Company comprises of 4 Directors, namely;

Mrs. Sucheta N Shah	- Chairperson
Mr. Abhay V. Udeshi	- Member
Mr. Hemant V. Udeshi	- Member
Dr. Subhash V. Udeshi	- Member

#### iii) Nomination and Remuneration Committee

The Nomination and Remuneration Committee of the Company comprises of 3 Directors, all are Independent Directors.

Mr. Jayasinh V Mariwala	- Chairman
Mr. Deepak V Bhimani	- Member
Mr. Mukesh C Khagram	- Member

A detailed write up of the above committees is mentioned in the Corporate Governance section of this report.



### 18. Corporate Social Responsibility (“CSR”):

#### - CSR Committee

The CSR Committee of the Company comprises of the following members:

Mr. Deepak V. Bhimani	-	Chairman
Mr. Abhay V. Udeshi	-	Member
Mr. Hemant V. Udeshi	-	Member

#### - CSR Policy

The Board of Directors, based on the recommendations of the Committee, formulated a CSR Policy encompassing the Company’s philosophy for describing its responsibility as a corporate citizen, laying down the guidelines and mechanisms for undertaking socially relevant programmes for welfare and sustainable development of the community at large. CSR Policy is available on corporate announcement section of the company’s website under web link [www.jayantagro.com](http://www.jayantagro.com)

#### - CSR spent during the Financial Year 2019-20

The amount required to be spent on CSR activities during the year under review in accordance with the provisions of Section 135 of the Act was ₹1.34 crore and the Company had spent ₹0.54 crore during the current financial year. During the year under review, the Company continued its activities of rural development and promoting education to farmers by extending the Project Pragati for another 3 years “Phase II”. The Phase II of the project missed the critical sowing period resulting in a lower CSR spending during the year. The requisite details on CSR activities for the current year are annexed as **Annexure III**.

### 19. Risk Management Policy:

The Company has a robust Risk Management framework to identify, evaluate business risks and opportunities. This framework seeks to create transparency, minimize adverse impact on the business objectives and enhance the Company’s competitive advantage.

### 20. Auditors:

#### i) Statutory Auditors

At the 25<sup>th</sup> Annual General Meeting held on August 9, 2017 M/s. Vatsaraj & Co., Chartered Accountants, Mumbai (Firm’s Registration no. 111327W) were appointed as Statutory Auditors of the Company to hold office from the conclusion of the 25<sup>th</sup> Annual General Meeting until the conclusion of the 30<sup>th</sup> Annual General Meeting to be held in year 2022.

Provisions with respect to ratification of appointment of statutory auditor at every annual general meeting during their tenure of appointment has been withdrawn by the Companies (Amendment) Act, 2017 vide Ministry of Corporate Affairs (MCA) notification dated May 7, 2018. Therefore, ratification of appointment at every annual general meeting is not required and therefore the validity of the said appointment shall be till the conclusion of 30<sup>th</sup> Annual General Meeting to be held in year 2022. Accordingly item for ratification has not been considered in the ensuing 28<sup>th</sup> AGM Notice.

The Company has received written consent and a certificate from M/s. Vatsaraj & Co., Chartered Accountants, Mumbai (Firm’s Registration no. 111327W) that they satisfy the criteria provided under Section 141 of the Act, and that the appointment is in accordance with the applicable provisions of the Act and rules framed thereunder and are not disqualified from continuing as Statutory Auditor of the Company.

#### Auditors Report:

The Report given by M/s. Vatsaraj & Co., Statutory Auditors on the financial statement of the Company for the year 2019-20 is part of the Annual Report. There has been no qualification, reservation or adverse remark or disclaimer in their Report.

#### ii) Cost Auditor

As per the requirements of Section 148 of the Act, read with The Companies (Cost Records and Audit) Rules, 2014 as amended, the Audit of the Cost Accounts relating to Chemical products is being carried out every year. The Board of Directors have, based on the recommendation of the Audit Committee, appointed M/s. Kishore Bhatia & Associates (FRN 00294), Cost Accountants, Mumbai to audit the cost accounts of the Company for the financial year 2020-21 from April 1, 2020 to March 31, 2021 on a remuneration as may fixed by the Board in consultation with Cost Auditor. As required under the Act, necessary resolution seeking member’s ratification for the remuneration payable to M/s. Kishore Bhatia & Associates is included in the Notice convening the 28<sup>th</sup> Annual General Meeting. Cost Audit Report for the Financial Year 2018-19 was filed within the prescribed time limit. The Cost Audit Report in respect of Financial Year 2019-20 will be filed within the due date.

#### iii) Internal Auditor

Pursuant to the provisions of section 138 of the Act, read with the rules made thereunder, M/s. T. P. Ostwal & Associates LLP, Mumbai (ICAI Registration No. 124444W / W100150), Chartered Accountants, conducted the Internal Audit of the Company for the financial year 2019-20. The Audit Committee at its meeting held on June 27, 2020 recommended to the Board the appointment of M/s. T.P. Ostwal & Associates LLP, Chartered Accountants, as the Internal Auditor of the Company for financial year 2020-21. The said proposal for appointment of M/s. T P Ostwal & Associates LLP as the Internal Auditor of the Company was approved by the Board of Directors at its meeting held on the same day.

#### iv) Secretarial Auditor

Pursuant to the provisions of Section 204 of the Act, read with rules made thereunder and SEBI (LODR) The Board had appointed M/s. V V. Chakradeo & Co., Company Secretaries (C.P. No. 1705), to conduct Secretarial Audit of the Company and its material subsidiary for the financial year ended March 31, 2020. Further the Company is also required to obtain Secretarial Compliance Report from Practising Company Secretary to certify the compliance of provisions of all the SEBI (LODR).



Accordingly, the Secretarial Audit Report of the Company and its material subsidiary Company, Ihstedu Agrochem Private Limited along with the Secretarial Compliance Report, for the Company, for the financial year ended March 31, 2020 was issued by M/s. V. V. Chakradeo & Co., Company Secretaries forms part of this report and is appended as **Annexure IV**.

The Company has adhered to the applicable Secretarial Standards, i.e. SS-1 and SS-2, relating to 'Meetings of the Board of Directors' and 'General Meetings', respectively.

The Secretarial Audit Report does not contain any qualification, reservation or adverse remark.

#### 21. Reporting of Frauds by Auditors:

During the year under review, the Statutory Auditors, Cost Auditors and Secretarial Auditor have not reported any instances of frauds committed in the Company by its Officers or Employees to the Audit Committee under section 143(12) of the Act, details of which needs to be mentioned in this Report.

#### 22. Extract of the Annual Return:

Pursuant to section 134(3)(a) and section 92(3) of the Act, and rule 12(1) of the Companies (Management and Administration) Rules, 2014, an extract of annual return as on March 31, 2020 in Form No. MGT-9 is appended as **Annexure V** of this report as is also available corporate announcement of the website of the Company under weblink [www.jayantagro.com](http://www.jayantagro.com).

#### 23. Conservation of Energy, Technology Absorption, Foreign Exchange Earnings and Outgo:

The particulars of the conservation of energy, technology absorption, foreign exchange earnings and outgo, as required to be disclosed under the Act, is appended as **Annexure VI** to this Report.

#### 24. Details of establishment of Vigil Mechanism for directors and employees:

Pursuant to the provisions of section 177(9) & (10) of the Act, and as required under SEBI (LODR) the Company has established a vigil mechanism for directors and employees to report genuine concerns. The details of the Whistle Blower Policy is available in the Corporate Governance report annexed to this report. The Whistle Blower Policy is also uploaded on the website of the Company.

#### 25. Particulars of Employees

The Company has 371 Employees as on March 31, 2020. In accordance with the provisions of Section 197(12) of the Act read with rules made thereunder, a statement containing the disclosures pertaining to remuneration and other details as required under the Act and the above Rules are provided in the Annual Report. The disclosures as specified under Rule 5(1) of the Companies (Appointment and Remuneration of Managerial Personnel) Rules, 2014, have been appended to this Report as **Annexure VII**.

As per the provisions of Section 136(1) of the Act, the reports and accounts are being sent to all the Members of the Company. Details as required pursuant to Rule 5(2) and Rule 5(3) of the Companies (Appointment and Remuneration of Managerial Personnel) Rules, 2014 as amended are available for inspection by any Member and may write to the Company Secretary for the same, up to the date of the 28<sup>th</sup> AGM. Any Member interested in obtaining such information may write to the Company Secretary at [investors@jayantagro.com](mailto:investors@jayantagro.com) and the same will be furnished on such request.

#### 26. Corporate Governance Report:

As per Regulation 34 read with Schedule V of SEBI (LODR), a separate section on Corporate Governance practices followed by the Company together with a Certificate from Company's Statutory Auditor, M/s. Vatsaraj & Co., Chartered Accountants, Mumbai and Certificate from Practising Company Secretary, M/s. V V. Chakradeo & Co., confirming compliance forms an integral part of this report.

#### 27. Business Responsibility Report:

As per Regulation 34 read with Schedule V of SEBI (LODR), Business Responsibility Report describing the initiatives taken by the Company from an environmental, social and governance perspective, forms integral part of this report.

#### 28. Directors' Responsibility Statement:

Based on the framework of Internal Financial Controls and compliance systems established and maintained by the Company, the work performed by the Internal, Statutory, Cost and Secretarial Auditors including Audit of Internal Financial Controls over financial reporting by the Statutory Auditors and the reviews performed by Management and the relevant Board Committees, including the Audit Committee, the Board is of the opinion that the Company's Internal Financial Controls were adequate and effective during the reporting period.

Accordingly, pursuant to Section 134(3)(c) and 134(5) of the Act, the Board of Directors, to the best of their knowledge and ability, confirm that:

- (a) In the preparation of the annual accounts for the financial year ended March 31, 2020, the applicable accounting standards have been followed along with proper explanation relating to material departures;
- (b) The Directors have selected such accounting policies and applied them consistently and made judgments and estimates that are reasonable and prudent so as to give a true and fair view of the state of affairs of the company as on March 31, 2020 and of the loss of the company for the year ended on that date;
- (c) The Directors have taken proper and sufficient care for the maintenance of adequate accounting records in accordance with the provisions of this Act for safeguarding the assets of the company and for preventing and detecting fraud and other irregularities;

- (d) The Directors have prepared the annual accounts on a going concern basis;
- (e) The Directors had laid down internal financial controls (as required by explanation to section 134 (5)(e) of the Act) be followed by the company and that such internal financial controls are adequate and are operating effectively; and
- (f) The Directors have devised proper systems to ensure compliance with the provisions of all applicable laws and that such systems were adequate and operating effectively.

### 29. Details of significant and material orders passed by the regulators or courts or tribunals impacting the going concern status and company's operations in future:

There has been no significant and material orders passed by the regulators or courts or tribunals impacting the going concern status and company's operations in future.

### 30. Transfer of Unpaid/Unclaimed Dividend Amounts to IEPF:

Pursuant to provisions of Section 124 and 125 of the Act, the unclaimed / unpaid Equity Share Dividend for F Y 2011-12 amounting to ₹2,07,056/- which remained unclaimed for the period of seven years has been transferred by the Company to the Investor Education and Protection Fund (IEPF) established by the Central Government. Details of Investor Education and Protection Fund provided on Company's website, investor section under the weblink: [www.jayantagro.com](http://www.jayantagro.com)

### 31. Transfer to Shares to Investor Education and Protection Fund:

In Accordance with the Investor Education and Protection Fund (IEPF) Authority (Accounting, Audit, Transfer and Refund) Rules, 2016, as amended, During the year under review, the Company had transferred 6523 equity shares of face value of ₹5 each fully paid up to Investor Education and Protection Fund Account in respect of which dividend remained unclaimed/ unpaid for a period of seven consecutive years.

### 32. Unclaimed Dividend:

The Company is required to transfer the amount of dividend remaining unclaimed for a period of seven years from the date of transfer to the unpaid dividend account to the Investor Education and Protection Fund (IEPF). The shareholders are requested to claim the dividend from the Company before transfer to IEPF. The unclaimed dividend amount, as on March 31, 2020 are as under:-

Year	Dividend type	Amount in ₹Lakhs	Due date for transfer to Investor Education & Protection Fund.
2012-2013	Equity	2.57	18.11.2020
2013-2014	Equity (Interim)	2.86	15.05.2021
2013-2014	Equity (Final)	0.60	02.12.2021
2014-2015	Equity	1.24	29.11.2022
2015-2016	Equity	4.95	19-11-2023
2016-2017	Equity (1 <sup>st</sup> Interim)	1.63	28-09-2023
2016-2017	Equity (2 <sup>nd</sup> Interim)	1.52	24-12-2023
2016-2017	Equity (3 <sup>rd</sup> Interim)	6.05	11-04-2024
2016-2017	Equity (Final)	1.78	14-10-2024
2017-2018	Equity (1 <sup>st</sup> Interim)	2.10	02-01-2025
2017-2018	Equity (Final)	3.57	02-10-2025
2018-2019	Equity	4.51	01-10-2026

### 33. Industrial Relations:

The Relations between the Employees and the Management have remained cordial, during the year.

### 34. Environment, Health and Safety:

Your Company has declared the Environment, Health and Safety (EHS) days and continued their commitments towards EHS. The Committee formed for the purpose of EHS have continued to educate and motivate the employees on various aspects of EHS through trainings, programs and seminars.

During the year following program were held on the dates mentioned therein.

- **Fire Safety week:** 14<sup>th</sup> April – 20<sup>th</sup> April
- **Safety week:** 4<sup>th</sup> March – 10<sup>th</sup> March
- **Environment Day:** 5<sup>th</sup> June

The Company is a member of Effluent Channel Projects, for disposal of Effluent Water and also of Nandesari Environment Control Ltd., for disposal of solid waste. The Company is continuously monitoring its waste to ensure adherence to pollution control norms. The Factories are ISO 45001:2018 certified.

### 35. Insurance:

The properties and insurable interest of your Company like Building, Plant and Machinery, Stocks, etc. are properly insured.

### 36. Disclosures under Sexual Harassment of Women at Workplace (Prevention, Prohibition & Redressal) Act 2013 (POSH):

The Company has in place a Code on POSH policy in line with the requirements of the POSH. The Company has set up an Internal Complaints Committee to redress complaints received regarding sexual harassment. Your Directors further state that during the year under review, there were no cases filed pursuant to POSH.

### 37. Acknowledgement:

Your Directors wish to place on record their sincere appreciation for the whole hearted support extended by the Bankers, Authorities of Government such as Ministry of Commerce and State Government of Gujarat, Gujarat State Electricity Board, Gujarat Pollution Control Board, Gujarat Industrial Development Corporation, Gujarat Alkalies & Chemicals Ltd., Ranoli & Dhanora Panchayat. Also, we would like to thank our employees for their hard work and shareholders for their continued faith and support.

For and on behalf of the Board of Directors

Place: Mumbai,  
Date: July 25, 2020

**Abhay V. Udeshi**  
Chairman



## ANNEXURE I AOC – 1

(Pursuant to first proviso to sub-section (3) of section 129 read with rule 5 of Companies (Accounts) Rules, 2014)

### Part “A”: Subsidiaries

#### Statement containing salient features of the financial statement of subsidiaries/associate companies/joint ventures

Sr. No.	Name of Company	Reporting period for the subsidiary concerned, if different from the holding company's reporting period	Reporting currency and Exchange rate as on the last date of the relevant Financial year in the case of foreign Subsidiaries.	Share capital & surplus	Total Assets	Total Liabilities	Investments	Turnover	Profit before taxation	Provision for taxation	Profit after taxation	Proposed Dividend	% of shareholding
1.	Ihsedu Agrochem Private Limited (IAPL)	-	-	732.35	21,106.57	13,772.82	0.06	1,81,462.72	(1,732.29)	(788.19)	(944.10)	Nil	75.10
2.	Ihsedu Itoh Green Chemicals Marketing Private Limited (IIGCM)	-	-	125.00	215.63	7.62	-	26.81	18.13	2.60	15.53	Nil	60
3.	Ihsedu Coreagri Services Private Limited (ICAS)	-	-	5.00	15.74	0.28	-	0.88	0.48	0.12	0.36	Nil	100

### Part “B”: Associates and Joint Ventures

#### Statement pursuant to Section 129 (3) of the Companies Act, 2013 related to Associate Companies and Joint Ventures

Sr. No.	Name of Company	Latest audited Balance Sheet Date	Shares of Associate/Joint Ventures held by the company on the year end		Description of how there is significant influence Investments	Reason why the associate/joint venture is not consolidated	Networth attributable to Shareholding as per latest audited Balance Sheet	Profit / (Loss) for the year % of shareholding	
			No.	% of Holding				Considered in Consolidation	Not Considered in Consolidation
1.	Vithal Castor Polyols Private Limited (VCPL)	31.03.2020	18000000	50	The Company holds 50% of the Voting rights in VCPL	-	1,917.20	49.57	49.57

Place: Mumbai,  
Date: July 25, 2020

For and on behalf of the Board of Directors

Abhay V. Udeshi  
Chairman



## ANNEXURE II

### Salient Features of Nomination and Remuneration Policy

The Board vide its resolution passed at their meeting dated 5<sup>th</sup> July, 2014 re-constituted the Nomination and Remuneration Committee (“Committee”). The terms of reference for the Committee *inter alia* include the following along with detailed terms of reference as mentioned in this policy:

- (i) recommending to the Board qualifications, positive attributes and criteria for independence of a director;
- (ii) recommending to the Board a policy relating to the remuneration of the Directors, Key Managerial Personnel and Senior Management;
- (iii) formulating a criteria for evaluation of independent Directors and the Board and carrying out evaluation of every Director’s performance;
- (iv) devising a policy on Board diversity;
- (v) identifying persons qualified to become Directors and be appointed as Senior Management in accordance with the

criteria laid down, and recommending to the Board their appointment and removal;

- (vi) The nomination and remuneration committee shall meet at least once in a year; and
- (vii) The quorum for a meeting of the nomination and remuneration committee shall be either two members or one third of the members of the committee, whichever is greater, including at least one independent director in attendance.

Therefore, in furtherance to the aforementioned terms of reference, the Committee has formulated the Nomination and Remuneration Policy in accordance with Section 178 of the Act. The policy has been placed on investor section of the website of the Company viz. [www.jayantagro.com](http://www.jayantagro.com).

For and on behalf of the Board of Directors

Place: Mumbai,  
Date: July 25, 2020

**Abhay V. Udeshi**  
Chairman

## ANNEXURE III

### ANNUAL REPORT ON CSR ACTIVITIES

Sr. No	Particulars	Details
1.	A brief outline of the Company's CSR Policy, including overview of projects or programs proposed to be undertaken and a reference to the web-link to the CSR policy and projects or programs.	The CSR Policy of the Company was approved by the Board of Directors at the Meeting of the Company and has been uploaded on the website of the Company. Broadly the Company has proposed to undertake activities relating to rural development and providing vocational education for the livelihood of the backward class of the society and undertaking such other activities within the purview of the section 135 read with schedule VII of the Companies Act, 2013. The Policy of the Company is available on the investor section of the Company’s website under weblink <a href="http://www.jayantagro.com">www.jayantagro.com</a> . A write up on the CSR activities and endeavors has been mentioned in the Report on Corporate Governance forming a part of the Board Report.
2.	Composition of the CSR Committee	Mr. Deepak V. Bhimani - Chairman Mr. Abhay V. Udeshi - Member Mr. Hemant V. Udeshi - Member
3.	Average net profit of the company for last three financial years	₹ 67.2 Crores
4.	Prescribed CSR Expenditure	₹ 1.34 Crores
5.	Details of CSR spent during the financial year	₹ 0.54 Crores
5 (a)	Total amount to be spent for the financial year	₹ 1.34 Crores
5 (b)	Amount unspent	₹ 0.80 Crores



5 (c) Manner in which the amount spent during the financial year is detailed below (₹ in crores)							
(1)	(2)	(3)	(4)	(5)	(6)	(7)	(8)
Sr. No	CSR project / Activity / Beneficiary.	Sector	Location	Amount outlay (budget) project or programs wise	Amount spent on the projects or Programs Subheads: (1) Direct expenditure on projects or programs (2) Overheads:	Cumulative expenditure upto the reporting period	Amount spent: Direct or through implementing agency *
1	Training and Educating Farmers and encouraging farmers to adopt good agricultural practice and use of quality inputs.	Rural Development	Gujarat	₹ 2.02	₹ 0.54	₹ 0.54	Implementing Agency
<b>TOTAL</b>				<b>₹ 2.02</b>	<b>₹ 0.54</b>	<b>₹ 0.54</b>	

\*Details of implementing agency: The companies, Jayant Agro-Organics Limited, Arkema France and BASF SE as well as the NGO Solidaridad Asia Networks Limited, signed a contract to foster sustainability in the castor oil. Under the name “Sustainable Castor Initiative– Pragati” (Hindi for “progress”), the four project members aim to improve the livelihood of castor farmers and contracted workers by supporting them to optimize yield and reduce environmental impact.

6	<b>Reason for shortfall in spending</b>	During the year under review, the Company continued its activities of rural development and promoting education to farmers. The Pragati Project entered into its 2 <sup>nd</sup> Phase of implementation in July 2019, when the sowing season for castor seed had already begun. Since the project “Pragati”, is joint project with – Arkema, BASF, Jayant Agro-Organics Ltd and Solidaridad, the second phase required evaluation approval of all the project partners. The project consists of farmer education, safety and social and economic improvement the major expenses are co-related with farmer enrolled in the project and are milestone based spends. The project budget is already crystallised and the Company shall continue its contribution as per the project milestone which are considered to be in-line with the Company’s Annual CSR spent.					
---	---	---	--	--	--	--	--

The CSR Committee confirms that the implementation and monitoring of the CSR Policy is in compliance with the CSR objectives and policy of the Company.

Deepak V. Bhimani  
Chairman of CSR Committee  
Place: Mumbai  
Date: June 27, 2020

Hemant V. Udeshi  
Managing Director

## ANNEXURE IV

FORM NO. MR-3  
SECRETARIAL AUDIT REPORT  
For the Financial year ended March 31, 2020  
(Pursuant to section 204 (1) of the companies Act, 2013 and rule no. 9 of the Companies (Appointment and Remuneration of Managerial Personnel rules, 2014)

To,  
The Members,  
Jayant Agro - Organics Limited,  
Mumbai.

I have conducted the secretarial audit of the compliance of applicable statutory provisions and the adherence to good corporate practices by Jayant Agro-Organics Limited. (hereinafter called the Company). Secretarial audit was conducted in a manner that provided us a reasonable basis for evaluating the corporate conducts/statutory compliances and expressing my opinion thereon.

Due to COVID 19 and lockdown it was not possible to check all documents physically so based on my verification of the Company’s scanned documents, books, papers, minute books, forms and returns filed and other records maintained by the Company and

also the information provided by the Company, its officers, agents and authorised representatives during the conduct of secretarial audit; I hereby report that in my opinion the Company has during the audit period covering the financial year ended on March 31, 2020 (Audit Period) complied with the statutory provisions listed hereunder and also that the company has proper board-processes and compliance mechanism in place to the extent in the manner and subject to the reporting made hereinafter:  
I have examined the books papers, minute books, forms and returns filed and other records maintained by the Company for the financial year ended on March 31, 2020 according to the provisions of:

- The Companies Act, 2013 (Act) and the rules thereunder;
- Foreign Exchange Management Act, 1999 and the rules and regulations made thereunder to the extent of Foreign Direct Investment.
- The Securities Contracts (Regulation) Act, 1956 (‘SCRA’) and the rules made there under;
- The Depositories Act, 1996 and the Regulations and Bye-laws framed there under;



- e) The following Regulations and Guidelines prescribed under the Securities and Exchange Board of India Act, 1992 ('SEBI Act'):-
- (i) The Securities and Exchange Board of India (Substantial Acquisition of Shares and Takeovers) Regulations, 2011;
  - (ii) The Securities and Exchange Board of India (Prohibition of Insider Trading) Regulations, 2015;
  - (iii) The Securities and Exchange Board of India (Issue of Capital and Disclosure Requirements) Regulations, 2018
  - (iv) The Securities and Exchange Board of India (Registrars to an Issue and Share Transfer Agents) Regulations, 1993 regarding the Companies Act and dealing with client;
- f) All applicable Labour Laws
- g) Factory's Act 1948
- h) The Maharashtra Shop & Establishment Act, 2017
- i) Environment Protection Act, 1986 and other environmental laws
- j) Hazardous Wastes (Management and Handling) Rules, 1989 and Amendment Rules, 2003
- k) Indian Contract Act, 1872
- l) Income Tax Act, 1961 and Indirect Tax Laws
- (i) Secretarial Standards issued by The Institute of Company Secretaries of India;
- (ii) Listing Agreements entered into by the Company with BSE Ltd. and the National Stock Exchange of India Ltd. and The Securities and Exchange Board of India (Listing Obligations and Disclosure Requirements) Regulations, 2015.

**I further report that:**

- a) The board of directors of the company is duly constituted with proper balance of executive directors, non-executive directors and independent directors. The changes in composition of the board of directors that took place during the period under review were carried out in compliance with the provisions of the Act.
- b) Adequate notice is given to all directors to schedule the board meeting and agenda and detailed notes on agenda were sent at least seven days in advance and system exists for seeking and obtaining further information and clarifications on the agenda items before the meeting and for the meaningful participation at the meeting.
- c) Majority decision is carried through while the dissenting member's views are captured and recorded as part of the minutes.

I further report that there are adequate systems and processes in the company commensurate with the size and operations of the company to monitor and ensure compliance with applicable laws, rules, regulations and guidelines.

For V. V. Chakradeo & CO.

I have also examined compliance with the applicable clauses of the following:

Place: Mumbai

Date: June 27, 2020

UDIN: F003382B000392155

V. V. Chakradeo

COP: 1705 FCS: 3382

To,  
The Members,  
Jayant Agro - Organics Limited,  
Mumbai

My report of even date is to be read along with this letter:

1. Maintenance of secretarial record is responsibility of the management of the Company. My responsibility is to express an opinion on these secretarial records based on our audit.
2. I have followed the audit practices and processes as were appropriate to obtain reasonable assurance about correctness of the contents of the secretarial record. The verification was done on test basis to ensure that the correct facts are reflected in secretarial records. I believe that the practices and processes, I followed provide a reasonable basis for my opinion.
3. I have not verified the correctness and appropriateness of financial records and books of accounts of the Company.

4. Wherever required, I obtained management representation about the compliance of laws, rules, regulations, norms and standards and happening of events.
5. The compliance of the provisions of the Corporate and other laws, rules, regulations, norms and standards is the responsibility of the management. My examination was limited to the verification of procedure on test basis.
6. The secretarial audit report is neither an assurance as to the future viability of the Company nor of the efficiency or effectiveness with which the management has conducted the affairs of the Company.
7. I have reported in my audit report, only those non-compliances, especially in respect of filing of applicable forms/ documents, which in my opinion are material and having major bearing on the financials of the Company.

For V. V. Chakradeo & CO.

Place: Mumbai

Date: June 27, 2020

V. V. Chakradeo

COP: 1705 FCS: 3382



# Secretarial Compliance Report of the Jayant Agro - Organics Limited for the year ended March 31, 2020

I have examined:

- (a) all the documents and records made available to us and explanation provided by Jayant Agro-Organics Limited (“the listed entity”),
- (b) the filings/ submissions made by the listed entity to the stock exchanges,
- (c) website of the listed entity,
- (d) any other document/ filing, as may be relevant, which has been relied upon to make this certification, for the year ended March 31, 2020 (“Review Period”) in respect of compliance with the provisions of:
- (e) the Securities and Exchange Board of India Act, 1992 (“SEBI Act”) and the Regulations, circulars, guidelines issued thereunder; and
- (f) the Securities Contracts (Regulation) Act, 1956 (“SCRA”), rules made thereunder and the Regulations, circulars, guidelines issued thereunder by the Securities and Exchange Board of India (“SEBI”);

**The specific Regulations, whose provisions and the circulars/ guidelines issued thereunder, have been examined, include:-**

- (a) Securities and Exchange Board of India (Listing Obligations and Disclosure Requirements) Regulations, 2015;
- (b) Securities and Exchange Board of India (Issue of Capital and Disclosure Requirements) Regulations, 2018;
- (c) Securities and Exchange Board of India (Substantial Acquisition of Shares and Takeovers) Regulations, 2011;
- (d) Securities and Exchange Board of India (Buyback of Securities) Regulations, 2018; NA
- (e) Securities and Exchange Board of India (Share Based Employee Benefits) Regulations, 2014; NA
- (f) Securities and Exchange Board of India (Issue and Listing of Debt Securities) Regulations, 2008; NA
- (g) Securities and Exchange Board of India (Issue and Listing of Non-Convertible and Redeemable Preference Shares) Regulations, 2013; NA.

- (h) Securities and Exchange Board of India (Prohibition of Insider Trading) Regulations, 2015;

and circulars / guidelines issued thereunder; and based on the above examination, I hereby report that, during the Review Period:

- (a) The listed entity has complied with the provisions of the above Regulations and circulars/ guidelines issued thereunder, except in respect of matters specified below:-

Sr. No.	Compliance Requirement (Regulations/ circulars / guidelines including specific clause)	Deviations	Observations/ Remarks of the Practicing Company Secretary
Not Applicable			

- (b) The listed entity has maintained proper records under the provisions of the above Regulations and circulars/ guidelines issued thereunder insofar as it appears from my/our examination of those records.
- (c) The following are the details of actions taken against the listed entity/ its promoters/ directors/ material subsidiaries either by SEBI or by Stock Exchanges (including under the Standard Operating Procedures issued by SEBI through various circulars) under the aforesaid Acts/ Regulations and circulars/ guidelines issued thereunder:

Sr. No.	Action taken by	Details of violation	Details of action taken E.g. fines, warning letter, debarment, etc.	Observations/ remarks of the Practicing Company Secretary, if any.
Not Applicable				

- (d) The listed entity has taken the following actions to comply with the observations made in previous reports:

Sr. No.	Observations of the Practicing Company Secretary in the previous reports	Observations made in the secretarial compliance report for the year ended March 31, 2019	Actions taken by the listed entity, if any	Comments of the Practicing Company Secretary on the actions taken by the listed entity
Not Applicable				

For V. V. Chakradeo & CO.

Place: Mumbai

Date: June 26, 2020

UDIN: F003382B000387975

V. V. Chakradeo

COP: 1705 FCS: 3382

## FORM NO. MR-3 SECRETARIAL AUDIT REPORT

For the Financial year ended March 31, 2020  
(Pursuant to section 204 (1) of the companies Act, 2013 and rule no. 9 of the Companies (Appointment and Remuneration of Managerial Personnel rules, 2014)

To,  
The Members,  
Ihsedu Agrochem Private Limited,  
Mumbai.

I have conducted the secretarial audit of the compliance of applicable statutory provisions and the adherence to good corporate practices by Ihsedu Agrochem Private Limited. (Hereinafter called the Company). Secretarial audit was conducted in a manner that provided me a reasonable basis for evaluating the corporate conducts/statutory compliances and expressing my opinion thereon.

Due to COVID 19 and lockdown it was not possible to check all documents physically so based on my verification of the Company's scanned documents, books, papers, minute books, forms and returns filed and other records maintained by the Company and also the information provided by the Company, its officers, agents and authorised representatives during the conduct of secretarial audit; I hereby report that in my opinion the Company has during the audit period covering the financial year ended on March 31, 2020 (Audit Period) complied with the statutory provisions listed hereunder and also that the company has proper board-processes and compliance mechanism in place to the extent in the manner and subject to the reporting made hereinafter:

I have examined the books papers, minute books, forms and returns filed and other records maintained by the Company for the financial year ended on March 31, 2020 according to the provisions of:

- The Companies Act, 2013 (Act) and the rules thereunder;
- Foreign Exchange Management Act, 1999 and the rules and regulations made thereunder to the extent of Foreign Direct Investment;
- All applicable Labour Laws;
- Factory's Act 1948;

To,  
The Members,  
Ihsedu Agrochem Private Limited,  
Mumbai

My report of even date is to be read along with this letter:

- Maintenance of secretarial record is responsibility of the management of the Company. My responsibility is to express an opinion on these secretarial records based on my audit.
- I have followed the audit practices and processes as were appropriate to obtain reasonable assurance about correctness of the contents of the secretarial record. The verification was done on test basis to ensure that the correct facts are reflected in secretarial records. I believe that the practices and processes, I followed provide a reasonable basis for my opinion.
- I have not verified the correctness and appropriateness of financial records and books of accounts of the Company.
- Wherever required, I obtained management representation

- The Maharashtra Shop & Establishment Act, 2017;
- Environment Protection Act, 1986 and other environmental laws;
- Hazardous Wastes (Management and Handling) Rules, 1989 and Amendment Rules, 2003;
- Indian Contract Act, 1872;
- Income Tax Act, 1961 and Indirect Tax Laws.

I have also examined compliance with the applicable clauses of the following:

- Secretarial Standards issued by The Institute of Company Secretaries of India.

### I further report that:

- The board of directors of the company is duly constituted with proper balance of executive directors, non-executive directors and independent directors. The changes in composition of the board of directors that took place during the period under review were carried out in compliance with the provisions of the Act.
- Adequate notice is given to all directors to schedule the board meeting and agenda and detailed notes on agenda were sent at least seven days in advance and system exists for seeking and obtaining further information and clarifications on the agenda items before the meeting and for the meaningful participation at the meeting.
- Majority decision is carried through while the dissenting member's views are captured and recorded as part of the minutes.

I further report that there are adequate systems and processes in the company commensurate with the size and operations of the company to monitor and ensure compliance with applicable laws, rules, regulations and guidelines.

For V. V. Chakradeo & CO.

Place: Mumbai  
Date: June 23, 2020  
UDIN: F003382B000366833

V. V. Chakradeo  
COP: 1705 FCS: 3382

about the compliance of laws, rules, regulations, norms and standards and happening of events.

- The compliance of the provisions of the Corporate and other laws, rules, regulations, norms and standards is the responsibility of the management. My examination was limited to the verification of procedure on test basis.
- The secretarial audit report is neither an assurance as to the future viability of the Company nor of the efficiency or effectiveness with which the management has conducted the affairs of the Company.
- I have reported in my audit report, only those non compliances, especially in respect of filing of applicable forms/ documents, which in my opinion are material and having major bearing on the financials of the Company.

For V. V. Chakradeo & CO.

Place: Mumbai  
Date: June 23, 2020

V. V. Chakradeo  
COP: 1705 FCS: 3382





## ANNEXURE V

### FORM NO. MGT 9

#### EXTRACT OF ANNUAL RETURN

As on Financial Year ended on March 31, 2020

[Pursuant to section 92(3) of the Companies Act, 2013 and rule 12(1) of the Companies (Management and Administration) Rules, 2014]

#### I. Registration and other details:

Sr No.	Particulars	Details
i.	CIN	L24100MH1992PLC066691
ii.	Registration Date	07/05/1992
iii.	Name of the Company	<b>Jayant Agro - Organics Limited</b>
iv.	Category	Company Limited by Shares
v.	Sub-Category	Indian Non – Government Company
vi.	Address of the Registered office	701, Tower A, Peninsula Business Park, Senapati Bapat Marg, Lower Parel (W), Mumbai :- 400 013.
vii.	Contact details	Tel .(022) 40271300 Fax :- 022 40271399
viii.	Whether listed company	Yes
ix.	Name, Address and Contact details of Registrar and Share Transfer Agent	<b>Link Intime India Pvt. Ltd.</b> C-101, 247 Park, L.B.S. Marg, Vikhroli (West), Mumbai – 400 083 Tel: +91 22 4918 6000 Fax: +91 22 49186060 Email: <a href="mailto:rnt.helpdesk@linkintime.co.in">rnt.helpdesk@linkintime.co.in</a> Web: <a href="http://www.linkintime.co.in">www.linkintime.co.in</a>

#### II. Principal business activities of the company:

All the business activities contributing 10 % or more of the total turnover of the company shall be stated:-

Sr No.	Name and Description of main products / services	NIC Code of the Product/ service	% to total turnover of the Company
1	Organic Chemicals & Inorganic Chemicals Compound	20119	89.33%

#### III. Particulars of holding, subsidiary and associate companies:

Sr No.	Name and Address of the Company	CIN/GLN	Holding / Subsidiary / Associate	% of shares held	Applicable Section
1	Jayant Finvest Limited	U99999MH1992PLC066277	Holding Company	60.55%	2 (46)
2	Ihsedu Coreagri Services Private Limited	U01407MH2008PTC185147	Subsidiary Company	100%	2 (87) (ii)
3.	Ihsedu Agrochem Private Limited	U11200MH2000PTC124048	Subsidiary Company	75.10%	2 (87) (ii)
4.	Ihsedu Itoh Green Chemicals Marketing Private Limited	U24100MH2010PTC204838	Subsidiary Company	60%	2 (87) (ii)
5.	Vithal Castor Polyols Private Limited	U24296MH2013PTC246697	Associate Company	50%	2(6)

#### IV. SHARE HOLDING PATTERN (Equity Share Capital Breakup as percentage of Total Equity):

##### i) Category-wise Share Holding

Sr. No.	Category of Shareholders	Shareholding at the beginning of the year April 1, 2019				Shareholding at the end of the year March 31, 2020				% Change during the year
		Demat	Physical	Total	% of Total Shares	Demat	Physical	Total	% of Total Shares	
(A)	Shareholding of Promoter and Promoter Group									
[1]	Indian									
(a)	Individuals / Hindu Undivided Family	1519590	0	1519590	5.0653	1522590	0	1522590	5.0753	0.0100
(b)	Central Government / State Government(s)	0	0	0	0.0000	0	0	0	0.0000	0.0000
(c)	Financial Institutions / Banks	0	0	0	0.0000	0	0	0	0.0000	0.0000
(d)	Any Other (Specify)									
	Bodies Corporate	18099700	0	18099700	60.3323	18384000	0	18384000	61.2800	0.9477
	Sub Total (A)(1)	19619290	0	19619290	65.3976	19906590	0	19906590	66.3553	0.9577



Sr. No.	Category of Shareholders	Shareholding at the beginning of the year April 1, 2019				Shareholding at the end of the year March 31, 2020				% Change during the year
		Demat	Physical	Total	% of Total Shares	Demat	Physical	Total	% of Total Shares	
[2]	Foreign									
(a)	Individuals (Non-Resident Individuals / Foreign Individuals)	0	0	0	0.0000	0	0	0	0.0000	0.0000
(b)	Government	0	0	0	0.0000	0	0	0	0.0000	0.0000
(c)	Institutions	0	0	0	0.0000	0	0	0	0.0000	0.0000
(d)	Foreign Portfolio Investor	0	0	0	0.0000	0	0	0	0.0000	0.0000
(e)	Any Other (Specify)									
	Sub Total (A)(2)	0	0	0	0.0000	0	0	0	0.0000	0.0000
	Total Shareholding of Promoter and Promoter Group(A)=(A)(1)+(A)(2)	19619290	0	19619290	65.3976	19906590	0	19906590	66.3553	0.9577
(B)	Public Shareholding									
[1]	Institutions									
(a)	Mutual Funds / UTI	0	7600	7600	0.0253	0	7200	7200	0.0240	-0.0013
(b)	Venture Capital Funds	0	0	0	0.0000	0	0	0	0.0000	0.0000
(c)	Alternate Investment Funds	0	0	0	0.0000	0	0	0	0.0000	0.0000
(d)	Foreign Venture Capital Investors	0	0	0	0.0000	0	0	0	0.0000	0.0000
(e)	Foreign Portfolio Investor	17647	0	17647	0.0588	0	0	0	0.0000	-0.0588
(f)	Financial Institutions / Banks	61757	0	61757	0.2059	1466	0	1466	0.0049	-0.2010
(g)	Insurance Companies	0	0	0	0.0000	0	0	0	0.0000	0.0000
(h)	Provident Funds/ Pension Funds	0	0	0	0.0000	0	0	0	0.0000	0.0000
(i)	Any Other (Specify)									
	Sub Total (B)(1)	79404	7600	87004	0.2900	1466	7200	8666	0.0289	-0.2611
[2]	Central Government/ State Government(s)/ President of India	0	0	0	0.0000	0	0	0	0.0000	0.0000
	Central Government / State Government(s)	0	0	0	0.0000	0	0	0	0.0000	0.0000
	Sub Total (B)(2)	0	0	0	0.0000	0	0	0	0.0000	0.0000
[3]	Non-Institutions									
(a)	Individuals	4112981	286431	4399412	14.6647	4145176	258431	4403607	14.6787	0.0140
(i)	Individual shareholders holding nominal share capital upto ₹1 lakh.	2776562	68800	2845362	9.4845	2709319	68800	2778119	9.2604	-0.2241
(ii)	Individual shareholders holding nominal share capital in excess of ₹1 lakh	986	0	986	0.0033	0	0	0	0.0000	-0.0033
(b)	NBFCs registered with RBI	0	0	0	0.0000	0	0	0	0.0000	0.0000
(d)	Overseas Depositories(holding DRs) (balancing figure)									
(e)	Any Other (Specify)									
	IEPF	33491	0	33491	0.1116	40014	0	40014	0.1334	0.0218
	Trusts	0	0	0	0.0000	2533	0	2533	0.0084	0.0084
	Hindu Undivided Family	217595	0	217595	0.7253	278566	0	278566	0.9286	0.2033
	Non Resident Indians (Non Repat)	196048	0	196048	0.6535	239520	0	239520	0.7984	0.1449
	Non Resident Indians (Repat)	231093	0	231093	0.7703	237516	0	237516	0.7917	0.0214
	Overseas Bodies Corporates	0	1200000	1200000	4.0000	0	1200000	1200000	4.0000	0.0000
	Clearing Member	60591	0	60591	0.2020	12079	0	12079	0.0403	-0.1617
	Bodies Corporate	1109128	0	1109128	3.6971	892790	0	892790	2.9760	-0.7211
	Sub Total (B)(3)	8738475	155231	10293706	34.3124	8557513	1527231	10084744	33.6158	-0.6966
	Total Public Shareholding(B)=(B)(1)+(B)(2)+(B)(3)	8817879	1562831	10380710	34.6024	8558979	1534431	10093410	33.6447	-0.9577
	Total (A)+(B)	28437169	1562831	30000000	100.0000	28465569	1534431	30000000	100.0000	0.0000
(C)	Non Promoter - Non Public									
[1]	Custodian/DR Holder	0	0	0	0.0000	0	0	0	0.0000	0.0000



Sr. No.	Category of Shareholders	Shareholding at the beginning of the year April 1, 2019				Shareholding at the end of the year March 31, 2020				% Change during the year
		Demat	Physical	Total	% of Total Shares	Demat	Physical	Total	% of Total Shares	
[2]	Employee Benefit Trust (under SEBI (Share based Employee Benefit) Regulations, 2014)	0	0	0	0.0000	0	0	0	0.0000	0.0000
	<b>Total (A)+(B)+(C)</b>	<b>28437169</b>	<b>1562831</b>	<b>30000000</b>	<b>100.0000</b>	<b>28465569</b>	<b>1534431</b>	<b>30000000</b>	<b>100.0000</b>	

### (ii) Shareholding of Promoters

Sr. No.	Shareholder's Name	Shareholding at the beginning of the year April 1, 2019			Shareholding at the end of the year March 31, 2020			% change in shareholding during the year
		No. of Shares Held	% of total Shares of the company	% of Shares Pledged / encumbered to total shares	No. of Shares Held	% of total Shares of the company	% of Shares Pledged / encumbered to total shares	
1	Jayant Finvest Limited	17679700	58.9323	0	18164000	60.5467	0	1.6144
2	Enlite Chemical Industries Ltd	220000	0.7333	0	220000	0.7333	0	0
3	Jayraj Gokaldas Udeshi	203392	0.678	0	203392	0.678	0	0
4	Mr. Jayraj G. Udeshi and Mr. Sudhir V. Udeshi (On Behalf Of Udeshi Trust)	200000	0.6667	0	0	0	0	-0.6667
5	Mulraj Gokuldas Udeshi	113448	0.3782	0	113448	0.3782	0	0
6	Hitesh J Udeshi	92400	0.308	0	92400	0.308	0	0
7	Aruna Jayraj Udeshi	92000	0.3067	0	92000	0.3067	0	0
8	Mulraj Gokuldas Udeshi (HUF)	80000	0.2667	0	80000	0.2667	0	0
9	Malti M Udeshi	80000	0.2667	0	80000	0.2667	0	0
10	Vithaldas Gokaldas Udeshi (HUF)	73200	0.244	0	73200	0.244	0	0
11	Bharat M Udeshi	70000	0.2333	0	70000	0.2333	0	0
12	Abhay Vithaldas Udeshi (HUF)	65600	0.2187	0	65600	0.2187	0	0
13	Pushpa Vijaysinh Udeshi	64000	0.2133	0	64000	0.2133	0	0
14	Dhruv V Udeshi	52000	0.1733	0	52000	0.1733	0	0
15	Sudhir Vijaysinh Udeshi	52000	0.1733	0	52000	0.1733	0	0
16	Hemant Vithaldas Udeshi (HUF)	51000	0.17	0	51000	0.17	0	0
17	Jayraj Gokuldas Udeshi (HUF)	50800	0.1693	0	50800	0.1693	0	0
18	Subhash Vithaldas Udeshi (HUF)	50000	0.1667	0	50000	0.1667	0	0
19	Dhruvi Subhash Udeshi	45800	0.1527	0	45800	0.1527	0	0
20	Hemant Vithaldas Udeshi	45200	0.1507	0	45200	0.1507	0	0
21	Sudhir Vijaysinh Udeshi (HUF)	44000	0.1467	0	44000	0.1467	0	0
22	Lajwanti Hemant Udeshi	39000	0.13	0	39000	0.13	0	0
23	Trupti Abhay Udeshi	35400	0.118	0	35400	0.118	0	0
24	Subhash Vithaldas Udeshi	35000	0.1167	0	35000	0.1167	0	0
25	Abhay Vithaldas Udeshi	25700	0.0857	0	25700	0.0857	0	0
26	Vikram V Udeshi	24800	0.0827	0	24800	0.0827	0	0
27	Dhayvat Hemant Udeshi	7600	0.0253	0	7600	0.0253	0	0
28	Varun Abhay Udeshi	7600	0.0253	0	7600	0.0253	0	0
29	Neeta V Udeshi	6000	0.02	0	9000	0.03	0	0.01
30	Yatin V Udeshi	4000	0.0133	0	4000	0.0133	0	0
31	Aditi Subhash Udeshi	2600	0.0087	0	2600	0.0087	0	0
32	Jyotika Abhay Udeshi	2600	0.0087	0	2600	0.0087	0	0
33	Priyanka Subhash Udeshi	2600	0.0087	0	2600	0.0087	0	0
34	Sandeep Sudhir Udeshi	1400	0.0047	0	1400	0.0047	0	0
35	Sanjhali Potdar	450	0.0015	0	450	0.0015	0	0
	<b>Total</b>	<b>19619290</b>	<b>65.3976</b>	<b>0</b>	<b>19906590</b>	<b>66.3553</b>	<b>0</b>	<b>0.9577</b>

### (iii) Change in Promoters' Shareholding

Sr. No.	Name & Type Of Transaction	Shareholding at the beginning of the year April 1, 2019		Transactions during the year		Cumulative Shareholding At the end of the year March 31, 2020	
		No. of Shares Held	% of Total Shares of the Company	Date of Transaction	No. of Shares	No of Shares Held	% of Total Shares of the Company
1	Jayant Finvest Limited	17679700	58.9323			17679700	58.9323
	Market Purchase			09 Aug 2019	2505	17682205	58.9407
	Market Purchase			16 Aug 2019	22355	17704560	59.0152
	Market Purchase			30 Aug 2019	41536	17746096	59.1537
	Market Purchase			27 Sep 2019	5133	17751229	59.1708
	Market Purchase			30 Sep 2019	340399	18091628	60.3054
	Market Purchase			04 Oct 2019	72372	18164000	60.5467
	At the end of the year					18164000	60.5467





Sr. No.	Name & Type Of Transaction	Shareholding at the beginning of the year April 1, 2019		Transactions during the year		Cumulative Shareholding At the end of the year March 31, 2020	
		No. of Shares Held	% of Total Shares of the Company	Date of Transaction	No. of Shares	No of Shares Held	% of Total Shares of the Company
2	Enlite Chemical Industries Limited	220000	0.7333			220000	0.7333
	At the end of the year					220000	0.7333
3	Jayraj Gokaldas Udeshi	203392	0.6780			203392	0.6780
	At the end of the year					203392	0.6780
4	Mulraj Gokuldas Udeshi	113448	0.3782			113448	0.3782
	At the end of the year					113448	0.3782
5	Hitesh J Udeshi	92400	0.3080			92400	0.3080
	At the end of the year					92400	0.3080
6	Aruna Jayraj Udeshi	92000	0.3067			92000	0.3067
	At the end of the year					92000	0.3067
7	Mulraj Gokuldas Udeshi (HUF)	80000	0.2667			80000	0.2667
	At the end of the year					80000	0.2667
8	Malti M Udeshi	80000	0.2667			80000	0.2667
	At the end of the year					80000	0.2667
9	Vithaldas Gokaldas Udeshi (HUF)	73200	0.2440			73200	0.2440
	At the end of the year					73200	0.2440
10	Bharat M Udeshi	70000	0.2333			70000	0.2333
	At the end of the year					70000	0.2333
11	Abhay Vithaldas Udeshi (HUF)	65600	0.2187			65600	0.2187
	At the end of the year					65600	0.2187
12	Pushpa Vijaysinh Udeshi	64000	0.2133			64000	0.2133
	At the end of the year					64000	0.2133
13	Dhruv V Udeshi	52000	0.1733			52000	0.1733
	At the end of the year					52000	0.1733
14	Sudhir Vijaysinh Udeshi	52000	0.1733			52000	0.1733
	At the end of the year					52000	0.1733
15	Hemant Vithaldas Udeshi (HUF)	51000	0.1700			51000	0.1700
	At the end of the year					51000	0.1700
16	Jayraj Gokuldas Udeshi (HUF)	50800	0.1693			50800	0.1693
	At the end of the year					50800	0.1693
17	Subhash Vithaldas Udeshi (HUF)	50000	0.1667			50000	0.1667
	At the end of the year					50000	0.1667
18	Dhruvi Subhash Udeshi	45800	0.1527			45800	0.1527
	At the end of the year					45800	0.1527
19	Hemant Vithaldas Udeshi	45200	0.1507			45200	0.1507
	At the end of the year					45200	0.1507
20	Sudhir Vijaysinh Udeshi (HUF)	44000	0.1467			44000	0.1467
	At the end of the year					44000	0.1467
21	Lajwanti Hemant Udeshi	39000	0.1300			39000	0.1300
	At the end of the year					39000	0.1300
22	Trupti Abhay Udeshi	35400	0.1180			35400	0.1180
	At the end of the year					35400	0.1180
23	Subhash Vithaldas Udeshi	35000	0.1167			35000	0.1167
	At the end of the year					35000	0.1167
24	Abhay Vithaldas Udeshi	25700	0.0857			25700	0.0857
	At the end of the year					25700	0.0857
25	Vikram V Udeshi	24800	0.0827			24800	0.0827
	At the end of the year					24800	0.0827
26	Neeta V Udeshi	6000	0.0200			6000	0.0200
	Market Purchase			27 Mar 2020	3000	9000	0.0300
	At the end of the year					9000	0.0300
27	Varun Abhay Udeshi	7600	0.0253			7600	0.0253
	At the end of the year					7600	0.0253
28	Dhayvat Hemant Udeshi	7600	0.0253			7600	0.0253
	At the end of the year					7600	0.0253
29	Yatin V Udeshi	4000	0.0133			4000	0.0133
	At the end of the year					4000	0.0133
30	Jyotika Abhay Udeshi	2600	0.0087			2600	0.0087
	At the end of the year					2600	0.0087



Sr. No.	Name & Type Of Transaction	Shareholding at the beginning of the year April 1, 2019		Transactions during the year		Cumulative Shareholding At the end of the year March 31, 2020	
		No. of Shares Held	% of Total Shares of the Company	Date of Transaction	No. of Shares	No of Shares Held	% of Total Shares of the Company
31	Priyanka Subhash Udeshi	2600	0.0087			2600	0.0087
	At the end of the year					2600	0.0087
32	Aditi Subhash Udeshi	2600	0.0087			2600	0.0087
	At the end of the year					2600	0.0087
33	Sandeep Sudhir Udeshi	1400	0.0047			1400	0.0047
	At the end of the year					1400	0.0047
34	Sanjhali Potdar	450	0.0015			450	0.0015
	At the end of the year					450	0.0015
35	Mr. Jayraj G. Udeshi And Mr. Sudhir V. Udeshi (On Behalf Of Udeshi Trust)	200000	0.6667			200000	0.6667
	Market Sell			27 Sep 2019	(200000)	0	0.0000
	At the end of the year					0	0.0000

(iv) Shareholding Pattern of top ten Shareholders (other than Directors, Promoters and Holders of GDRs and ADRs):

Sr. No.	Name & Type of Transaction	Shareholding at the beginning of the year - 2019		Transactions during the year		Cumulative Shareholding At the end of the year - 2020	
		No. of Shares Held	% of Total Shares of The Company	Date of Transaction	No. of Shares	No of Shares Held	% of Total Shares of The Company
1	Itoh Oil Chemicals Co Ltd.	1200000	4.0000			1200000	4.0000
	At the end of the year					1200000	4.0000
2	T. P. Ostwal Info Advisor LLP	400166	1.3339			400166	1.3339
	At the end of the year					400166	1.3339
3	Prakashchandra Bhikhabhai Patel	326786	1.0893			326786	1.0893
	Market Purchase			26 Jul 2019	5000	331786	1.1060
	Market Purchase			02 Aug 2019	10000	341786	1.1393
	Market Purchase			09 Aug 2019	7000	348786	1.1626
	Market Sell			04 Oct 2019	(146)	348640	1.1621
	Market Sell			22 Nov 2019	(1648)	346992	1.1566
	Market Sell			29 Nov 2019	(2165)	344827	1.1494
	Market Sell			06 Dec 2019	(6000)	338827	1.1294
	At the end of the year					338827	1.1294
4	Nachiket Narayan Bandekar	228621	0.7621			228621	0.7621
	Market Purchase			26 Apr 2019	1750	230371	0.7679
	Market Purchase			07 Jun 2019	4000	234371	0.7812
	Market Purchase			14 Jun 2019	1444	235815	0.7861
	Market Purchase			29 Jun 2019	4000	239815	0.7994
	Market Purchase			09 Aug 2019	3250	243065	0.8102
	Market Purchase			30 Aug 2019	7847	250912	0.8364
	Market Purchase			06 Sep 2019	9293	260205	0.8674
	Market Purchase			13 Sep 2019	1988	262193	0.8740
	Market Purchase			30 Sep 2019	2500	264693	0.8823
	Market Purchase			04 Oct 2019	5760	270453	0.9015
	Market Purchase			18 Oct 2019	7819	278272	0.9276
	Market Purchase			25 Oct 2019	2726	280998	0.9367
	Market Purchase			29 Nov 2019	1800	282798	0.9427
	Market Purchase			07 Feb 2020	2500	285298	0.9510
	Market Purchase			06 Mar 2020	11333	296631	0.9888
	Market Purchase			13 Mar 2020	3506	300137	1.0005
	At the end of the year					300137	1.0005
5	Vijaya S	236583	0.7886			236583	0.7886
	At the end of the year					236583	0.7886
6	S. Shyam	349754	1.1658			349754	1.1658
	Market Purchase			21 Jun 2019	100000	449754	1.4992
	Market Sell			19 Jul 2019	(149194)	300560	1.0019
	Market Sell			26 Jul 2019	(135000)	165560	0.5519
	Market Purchase			02 Aug 2019	135000	300560	1.0019
	Market Purchase			23 Aug 2019	149194	449754	1.4992
	Market Sell			25 Oct 2019	(145000)	304754	1.0158
	Market Sell			22 Nov 2019	(104060)	200694	0.6690
	At the end of the year					200694	0.6690



Sr. No.	Name & Type of Transaction	Shareholding at the beginning of the year - 2019		Transactions during the year		Cumulative Shareholding At the end of the year - 2020	
		No. of Shares Held	% of Total Shares of The Company	Date of Transaction	No. of Shares	No of Shares Held	% of Total Shares of The Company
7	Sekhar Shyam	0	0.0000			0	0.0000
	Market Purchase			25 Oct 2019	145000	145000	0.4833
	Market Purchase			22 Nov 2019	35060	180060	0.6002
	At the end of the year					180060	0.6002
8	Mira Desai	160000	0.5333			160000	0.5333
	At the end of the year					160000	0.5333
9	Shivasaran Enterprises and Advisory LLP	127354	0.4245			127354	0.4245
	Market Purchase			24 May 2019	2500	129854	0.4328
	At the end of the year					129854	0.4328
10	Deepak V. Ved	171910	0.5730			171910	0.5730
	Market Purchase			29 Jun 2019	220	172130	0.5738
	Market Purchase			05 Jul 2019	20	172150	0.5738
	Market Sell			27 Sep 2019	(51228)	120922	0.4031
	At the end of the year					120922	0.4031
11	Alka Desai	112032	0.3734			112032	0.3734
	Market Sell			22 Nov 2019	(3)	112029	0.3734
	Market Sell			29 Nov 2019	(2)	112027	0.3734
	At the end of the year					112027	0.3734

**(v) Shareholding of Directors and Key Managerial Personnel:**

Sr. No.	For Each of the Directors and KMP	Shareholding at the beginning of the year April 1, 2019		Date of Transaction	Increase/ Decrease in shareholding during the year	Cumulative Shareholding at the End of the year March 31, 2020	
		No. of shares	% of total shares of the company			No. of shares	% of total shares of the company
1.	Mr. Abhay V. Udeshi*	91300	0.30	-	-	91300	0.30
2.	Mr. Hemant V. Udeshi*	96200	0.32	-	-	96200	0.32
3.	Dr. Subhash V. Udeshi*	85000	0.28	-	-	85000	0.28
4.	Mr. Varun A. Udeshi	7600	0.02	-	-	7600	0.02
5.	Mr. Jayasinh V. Mariwala	-	-	-	-	-	-
6.	Mr. Vijay Kumar Bhandari	-	-	-	-	-	-
7.	Mr. Deepak V. Bhimani	-	-	-	-	-	-
8.	Mr. Mukesh C. Khagram	-	-	-	-	-	-
9.	Mrs. Sucheta N Shah	-	-	-	-	-	-
10.	Mr. Vikram V. Udeshi	24800	0.08	-	-	24800	0.08
11.	Mr. Dinesh M Kapadia	-	-	-	-	-	-

\*No. of Shares, includes shares held by their respective HUFs.

**V. INDEBTEDNESS:**

Indebtedness of the Company including interest outstanding/accrued but not due for payment

(₹ In Lakhs)

	Secured Loans excluding deposits	Unsecured Loans	Deposits	Total Indebtedness
<b>Indebtedness at the beginning of the financial year (01.04.2019)</b>				
i. Principal Amount	15,545.66	-	-	15,545.66
ii. Interest due but not paid	-	-	-	-
iii. Interest accrued but not due	95.21	-	-	95.21
<b>Total (i + ii+ +iii)</b>	<b>15,640.87</b>	<b>-</b>	<b>-</b>	<b>15,640.87</b>
<b>Change in Indebtedness during the financial year</b>				
Addition / (Reduction)	(6,808.24)	-	-	(6,808.24)
<b>Indebtedness at the end of the financial year (31.03.2020)</b>				
i. Principal Amount	8,784.68	-	-	8,784.68
ii. Interest due but not paid	-	-	-	-
iii. Interest accrued but not due	47.95	-	-	47.95
<b>Total (i+ii+iii)</b>	<b>8,832.63</b>	<b>-</b>	<b>-</b>	<b>8,832.63</b>





## VI. REMUNERATION OF DIRECTORS AND KEY MANAGERIAL PERSONNEL

### A. Remuneration to Managing Director, Whole-time Directors and/or Manager:

(₹ In Lakhs)

Sr. No.	Particulars of Remuneration	Name of MD / WTD / Manager				Total Amount
		Mr. Abhay V. Udeshi	Mr. Hemant V. Udeshi	Dr. Subhash V. Udeshi	Mr. Varun A. Udeshi	
1.	Gross salary					
	(a) Salary as per provisions contained in section 17(1) of the Income-tax Act, 1961	66.96	66.96	66.96	61.76	262.64
	(b) Value of perquisites u/s 17(2) Income-tax Act, 1961	6.06	0.48	3.71	41.15*	51.4
	(c) Profits in lieu of salary under section 17(3) Income-tax Act, 1961	-	-	-	-	-
	<b>Total (A)</b>	<b>67.08</b>	<b>61.98</b>	<b>64.43</b>	<b>100.38</b>	<b>314.04</b>
2.	Stock Option	-	-	-	-	-
3.	Sweat Equity	-	-	-	-	-
4.	Commission	-	-	-	-	-
5.	Contribution to Provident Fund	4.99	4.99	4.99	4.61	19.58
	<b>Total (B)</b>	<b>4.99</b>	<b>4.99</b>	<b>4.99</b>	<b>4.61</b>	<b>19.58</b>
	<b>Total (A+B)</b>	<b>78.01</b>	<b>72.43</b>	<b>75.66</b>	<b>107.52</b>	<b>333.62</b>
	The Managerial Remuneration paid is within the ceiling limits as specified under the provisions of the Companies Act, 2013					

\*includes performance incentive

### B. Remuneration to other directors:

(₹ In Lakhs)

Sr. No.	Particulars of Remuneration	Name of Directors					Total Amount
		Mr. Jayasinh V Mariwala	Mr. Vijay Kumar Bhandari	Mr. Mukesh C Khagram	Mr. Deepak V. Bhimani	Mrs. Sucheta N. Shah	
3.	<b>Independent Directors</b>						
	• Fee for attending board committee meetings	2.42	1.98	1.76	2.64	1.1	9.9
	• Commission	-	-	-	-	-	-
	• Others, please specify (conveyance for attending the meeting)	0.33	0.27	0.24	0.36	0.15	1.35
	<b>Total</b>	<b>2.75</b>	<b>2.25</b>	<b>2.00</b>	<b>3.0</b>	<b>1.25</b>	<b>11.25</b>

The Remuneration paid is within the ceiling limits as specified under the provisions of the Companies Act, 2013

### C. Remuneration to Key Managerial Personnel other Than MD / Manager / WTD

(₹ In Lakhs)

Sr. No.	Particulars of Remuneration	Key Managerial Personnel		
		Mr. Vikram V. Udeshi (CFO)	Mr. Dinesh Kapadia (Company Secretary)	Total
1.	Gross salary			
	(a) Salary as per provisions contained in section 17(1) of the Income-tax Act, 1961	66.96	31.42	98.38
	(b) Value of perquisites u/s 17(2) Income-tax Act, 1961	7.85	-	7.85
	(c) Profits in lieu of salary under section 17(3) Income-tax Act, 1961	-	-	-
2.	Stock Option	-	-	-
3.	Sweat Equity	-	-	-
4.	Commission	-	-	-
5.	Contribution to PF	4.99	1.84	6.83
	<b>Total</b>	<b>79.80</b>	<b>33.26</b>	<b>113.06</b>

**VII. PENALTIES / PUNISHMENT/ COMPOUNDING OF OFFENCES:**

Type	Section of the Companies Act	Brief Description	Details of Penalty / Punishment / Compounding fees imposed	Authority [RD / NCLT / COURT]	Appeal made, if any (give Details)
A. Company					
Penalty			NIL		
Punishment					
Compounding					
B. Directors					
Penalty			NIL		
Punishment					
Compounding					
C. Other Officers In Default					
Penalty			NIL		
Punishment					
Compounding					

For and on behalf of the Board of Directors

Place: Mumbai,  
Date: July 25, 2020

Abhay V. Udeshi  
Chairman

## ANNEXURE VI

### A. Conservation of Energy

In line with company's commitment towards conservation of energy, all plants continued with their endeavor to make more efficient use of energy through improved operational and maintenance practices.

The Company is continuously putting efforts to improve Energy Management by way of monitoring energy related parameters on regular basis. The Company is committed to transform energy conservation into a strategic business goal fully along with the sustainable development of Energy Management System. To achieve the above objectives the following measures are undertaken by the Company:

- (a) In plant, street & office area conventional lamps replaced with LED.
- (b) EFF Motors are replaced for higher Efficiency and Energy Saving
- (c) Air lines are modified to reduce consumption of Air and reduction in power consumption of air compressor.
- (d) Hot water tanks insulation are strengthened to minimize radiation loss and gland packing pumps are replaced with mechanical seal pump.
- (e) Conventional worm gear replaced with inline Helical gear in reactor
- (f) Relocation of Pump & Piping in Tank area is done for energy saving
- (g) VFD are installed in Cooling tower pump, boiler fan and screw conveyor for energy saving.

(h) Energy audit in plant is carried out by third party and their suggestions are implemented.

(i) Power factor is maintained at optimum level and power capacitor are replaced with efficient power capacitor wherever required

(j) Windmill are efficiently operative to generate clean power.

(k) Thermal energy generated by using eco-friendly Castor De-oiled Cake.

(l) Optimum use of high capacity boiler for catering steam from single source.

(m) Power generated through steam turbine are efficient and results in cost saving.

(n) Preventive Maintenance including descaling is done for better heat transfer.

During the year under review No major capital investment was incurred on energy conservation equipment's.

### B. Technology Absorption, Adoption and Innovation and Research & Development (R&D):

Research and technology helps create superior value by harnessing internal research and development skills and competencies and creates innovations in emerging technology domains related to the Company's businesses. Research and technology focuses on (i) new products, processes and product development to support existing business, create breakthrough technologies for new businesses and up gradation of the quality to maintain leadership position in Castor industry.



Benefits derived as a result of the above efforts:

- New Product introduced for export and local markets
  - Cost reduction in existing process.
  - Improvements in quality of various products
- (ii) Expenditure on R&D: Provided in the notes to accounts

**C. Foreign Exchange Earning and Outgo:**

Details of Foreign Exchange used and earned are provided in Notes on Financial Statements.

For and on behalf of the Board of Directors

Place: Mumbai,  
Date: July 25, 2020

Abhay V. Udeshi  
Chairman

**ANNEXURE VII**

Disclosure under section 197 (12) and Rule 5 (1) of the Companies (Appointment and Remuneration of Managerial Personnel) Rules, 2014

- (i) the ratio of the remuneration of each director\* to the median remuneration of the employees of the company for the financial year & the percentage increase in remuneration of each director, Chief Financial Officer, Chief Executive Officer, Company Secretary or Manager in the financial year;

Sr. No.	Director	Remuneration (Rs. In Lakhs)	% Increase / Decrease	Median Remuneration (Rs. In Lakhs)	Ratio
1	Mr. Abhay. V. Udeshi, Chairman & Whole – time Director	78.01	6%	5.52	14.12
2	Mr. Hemant V. Udeshi, Managing Director	72.43	6%	5.52	13.11
3	Dr. Subhash V. Udeshi, Whole-time Director	75.66	7%	5.52	13.70
4	Mr. Varun A. Udeshi, Whole-time Director	107.52	3%	5.52	19.46
4	Mr. Vikram V. Udeshi, Chief Financial Officer	79.80	-1%	-	-
5	Mr. Dinesh M Kapadia, Company Secretary	33.26	29%	-	-

\*Since the Independent Director are not paid remuneration apart from sitting fees for attending the meetings of the Company, details of only executive directors are incorporated.

ii	The percentage increase in the median remuneration of employees in the financial year	9%
iii	The number of permanent employees on the rolls of company	371
iv	Average percentile increase already made in the salaries of employees other than the managerial personnel in the last financial year and comparison with the percentile increase in the managerial remuneration and justification thereof	Average salaries increased of employees in the financial year was 10.3% and average remuneration increase of managerial personnel was 5%.
v	It is hereby affirmed that the remuneration paid during the year is as per the Remuneration Policy of the Company	

For and on behalf of the Board of Directors

Place: Mumbai,  
Date: July 25, 2020

Abhay V. Udeshi  
Chairman

## CORPORATE GOVERNANCE

### 1. Company's Philosophy:

Jayant Agro-Organics Limited's business objective and that of its management and employees is to conduct the business operations in such a way as to create the value that can be sustained over the long terms for customers, stakeholders, employees, business partners. The Company is conscious of the fact that the success of an organization is a reflection of professionalism, conduct and ethical values of its management and employees. In addition to compliance with regulatory requirements, the Company endeavors to ensure that high-end standards of ethical and responsible conduct are met throughout organization.

### 2. Board of Directors:

- The majority of the Directors on the Board are Non-Executive & Independent Director. The composition of the Board is in conformity with SEBI (Listing Obligations and Disclosure Requirements) Regulations 2015 ["SEBI (LODR)"].
- None of the Director on the Board hold directorship in more than eight (8) listed companies. Further,

none of the Director is a Member of more than ten (10) Committees or Chairman of more than five (5) Committees, across all the public companies in which he/she is a Director. Necessary disclosures regarding Committee positions and Directorships in other public companies as at March 31, 2020 have been made by the Directors.

- None of the Director of the Company is serving as Independent Director in more than seven (7) listed companies. Further, none of the Director who is serving as a Whole-time Director in any listed Company is serving as an Independent Director in more than three (3) listed companies.
- The names and categories of the Directors on the Board, their attendance at Board Meeting, Annual General Meeting held during the year and the number of Directorships and Committee Chairmanships / Memberships held by them in other companies are given below.

Sr. No	Name of Director	DIN	Category (Executive / Non – Executive / Independent)	No. of Board Meetings attended during the year 2019-2020	Last AGM Attended (Yes/No.) 27.07.2019	No. of Directorship (s) held in other Public Companies	Member of Committee in other Public Companies	
							Chairman	Member
1.	Mr. Abhay V. Udeshi #	00355598	Promoter – Executive Director	4	Yes	6	--	1
2.	Mr. Hemant V. Udeshi #	00529329	Promoter – Executive Director	4	Yes	--	--	--
3.	Dr. Subhash V. Udeshi #	00355658	Promoter – Executive Director	4	Yes	2	--	--
4.	Mr. Varun A. Udeshi##	02210711	Promoter – Executive Director	4	Yes	--	--	--
5.	Mr. Jayasinh V. Mariwala	00182835	Independent & Non – Executive Director	4	Yes	4	--	--
6.	Mr. Vijay Kumar Bhandari	00052716	Independent & Non – Executive Director	4	Yes	6	4	6
7.	Mr. Mukesh C. Khagram	00437042	Independent & Non – Executive Director	3	Yes	2	1	1
8.	Mr. Deepak V. Bhimani	00276661	Independent & Non – Executive Director	4	Yes	--	--	--
9.	Mrs. Sucheta N Shah	00322403	Independent & Non – Executive Director	4	Yes	4	--	2

# Inter-se relationship between Directors

## Son of Mr. Abhay V. Udeshi

### v) Names of listed entities where the above mentioned persons are Directors:

Sr No.	Name of person appointed as director of the listed entity	Name of the listed entity	Category of Directorship
1	Mr. Vijay Kumar Bhandari	1. Supershakti Metaliks Limited 2. HSIL Limited	Independent & Non – Executive Director
2	Mrs. Sucheta N. Shah	1. The Indian Hume Pipe Company Limited	Independent & Non – Executive Director

None of the Non-Executive & Independent Directors has any material pecuniary relationship or transactions with the Company.

Necessary information as mentioned in SEBI (LODR), has been from time to time placed before the Board for their consideration.





**vi) Skills / Expertise / Competencies of the Board of Directors**

The following is the list of core skills / expertise / competencies identified by the Board of Directors as required in the context of the Company’s business and that the said skills are available with the Board Members:

- a) Knowledge on Company’s businesses (Castor Based Derivatives / Oleochemicals), policies and culture (including the Mission, Vision and Values) major risks / threats and potential opportunities and knowledge of the industry in which the Company operates;
- b) Behavioral skills - attributes and competencies to use their knowledge and skills to contribute effectively to the growth of the Company;
- c) Business Strategy, Sales & Marketing, Corporate Governance, Forex Management, Administration, Decision Making;
- d) Financial and Management skills;
- e) Technical / Professional skills and specialized knowledge in relation to Company’s business;

In the opinion of Board, the independent directors of the Company fulfill the conditions specified in SEBI (LODR) and Companies Act, 2013 (“the Act”) and are independent of the management.

During the year under review, none of the Independent Directors resigned from the Board of the Company.

**3. Board Meetings**

The information as set out in Regulation 17 read with part A of Schedule II of SEBI (LODR) was provided to the Board and the Board Committees to the extent it is applicable and relevant.

During the year under review, four (4) Board Meetings were held on May 11, 2019, July 27, 2019, October 24, 2019 and February 8, 2020.

**4. Familiarization of Director:**

The Company through its Nomination and Remuneration Committee has put in place a formal procedure for appointment of Director whereby a letter of appointment is given to the Director to inter alia explain the role, duties, functions and responsibilities of the Director so appointed. Additionally as per the provisions of the Act, and SEBI (LODR) all Directors are familiarized with the business operations, organization structure, functioning of various departments, internal control processes and other relevant information. Further, on an ongoing basis as a part of Agenda of Board / Committee Meetings, presentations are regularly made to the Independent Directors on various matters inter-alia covering the Company’s and its subsidiaries/associates businesses and operations,

industry and regulatory updates, strategy, finance, risk management framework, role, rights, responsibilities of the Independent Directors under various statutes and other relevant matters. The detailed familiarization program is posted on the Company’s website [www.jayantagro.com](http://www.jayantagro.com).

**5. Insider Trading Code**

The Company has adopted an ‘Company Code to Regulate, Monitor and Report Trading by Directors, Promoters, Designated Employees and Specified Connected Persons of the Company and Material Subsidiaries of the Company (“the Code”) in accordance with the SEBI (Prohibition of Insider Trading) Regulations, 2015 (The PIT Regulations). The Code is applicable to Promoters, Member of Promoter’s Group, all Directors and such Designated Employees who are expected to have access to unpublished price sensitive information relating to the Company. The Company Secretary is the Compliance Officer for monitoring adherence to the said PIT Regulations. The Company has also formulated ‘The Code of Practices and Procedures for Fair Disclosure of Unpublished Price Sensitive Information (UPSI)’ in compliance with the PIT Regulations. This Code is displayed on the Company’s website viz. [www.jayantagro.com](http://www.jayantagro.com). The Company has also formulated “Policy on Inquiry” in case of leak of UPSI.

**6. Committees of the Board**

**A. Audit Committee:**

The Audit Committee is constituted in line with the provisions of Regulation 18 of SEBI (LODR), read with Section 177 of the Act, Mr. Jayasinh V. Mariwala is the Chairman of the Committee. Mr. Abhay V. Udeshi, Mr. Mukesh C. Khagram, Mr. Deepak V. Bhimani and Mr. Vijay Kumar Bhandari are the other members of the Committee.

Four (4) Audit Committee Meetings were held on May 11, 2019, July 27, 2019, October 24, 2019, February 8, 2020. The Composition and the attendance of Audit Committee is as under:-

Sr No.	Name of Director	Designation	No. of Meeting Attended
1.	Mr. Jayasinh V. Mariwala	Chairman	4 of 4
2.	Mr. Abhay V. Udeshi	Member	4 of 4
3.	Mr. Mukesh C. Khagram	Member	3 of 4
4.	Mr. Deepak V. Bhimani	Member	4 of 4
5.	Mr. Vijay Kumar Bhandari	Member	4 of 4

The C.F.O. and Statutory Auditor including Internal Auditor are regular invitees to the meetings of the Audit Committee. The Company Secretary acts as Secretary to the Committee.

The Board of Directors notes the minutes of the Audit Committee Meetings at the Board Meetings.

The terms of reference of the Audit Committee covers all matters as specified under SEBI (LODR) and also as required under Section 177 and other applicable provisions of the Act, All the Committee members are financially literate. The Chairman of the Audit Committee, Mr. Jayasinh V. Mariwala was present at the 27<sup>th</sup> AGM of the Company held on July 27, 2019.

#### B. Nomination and Remuneration Committee:

The Nomination and Remuneration Committee of the Company is constituted in line with the provisions of Regulation 19 of the SEBI (LODR), read with Section 178 of the Act. Mr. Jayasinh V Mariwala is the Chairman of the Committee. Mr. Mukesh C. Khagram and Mr. Deepak V. Bhimani are the other members of the Committee. The terms of reference includes the matter specified under SEBI (LODR) and also as required under Section 178 and other applicable provisions of the Act.

The Committee is, inter alia, authorized to identify persons who are qualified to become Directors and who may be appointed in Senior Management, evaluation of Directors performance, formulating criteria for determining qualifications, positive attributes and independence of a director and recommending policy relating to the remuneration for the Directors, Key Managerial Personnel and other employees. During the year, two meetings of the Committee were held on May 11, 2019 and February 8, 2020. The details of attendance of the members of the Nomination and Remuneration Committee are as follows:

Sr. No.	Name of Director	Designation	No. of Meeting Attended
1.	Mr. Jayasinh V. Mariwala	Chairman	2 of 2
2.	Mr. Mukesh C. Khagram	Member	1 of 2
3.	Mr. Deepak V. Bhimani	Member	2 of 2

#### Remuneration Policy

The remuneration policy of the Company includes appointment of Director, Key Managerial Personnel and Senior Management and review of their remuneration on a timely basis. As required in terms of the said policy, the Board of Directors of the Company carry out performance evaluation on a yearly basis to assess the performance of Executive, Non-Executive and Independent director, its committees and board as a whole.

The criteria of making payments to non-executive directors is governed as per Nomination & Remuneration policy of the Company.

#### Details of remuneration to Directors

##### (I) Details of Remuneration to Executive Director

Sr. No.	Executive Directors	Salary	Perquisites, Commission and Bonus	Company's Contribution to Funds	Total
1	Mr. Abhay V. Udeshi Chairman & Whole-Time Director	66.96	6.06	4.99	78.01
2	Mr. Hemant V. Udeshi Managing Director	66.96	0.48	4.99	72.43

Sr. No.	Executive Directors	Salary	Perquisites, Commission and Bonus	Company's Contribution to Funds	Total
3	Dr. Subhash V. Udeshi Whole – Time Director	66.96	3.71	4.99	75.66
4	Mr. Varun A. Udeshi Whole – Time Director	61.76	41.15*	4.61	107.52
<b>Total</b>		<b>262.64</b>	<b>51.40</b>	<b>19.58</b>	<b>333.62</b>

\*Includes performance incentives

#### NOTES:

- (a) The appointment is subject to termination by 6 months' notice, in writing, on either side or as may be agreed mutually. Tenure of appointment is 3 years for Mr. Abhay V. Udeshi, Dr. Subhash V. Udeshi, Mr. Hemant V. Udeshi and Mr. Varun A. Udeshi from the date of appointment. No severance fee payable to any Executive Director, including Managing Director.
- (b) The Company does not have any Scheme for grant of Stock Options to its Directors or Employees, at present.

(II) Non-Executive Directors were paid Sitting fees of ₹22,000/- plus ₹3000/- conveyance fees (revised w.e.f. 11.05.2019) per meeting as fees for attending the meeting of Board / Committee as approved by the Board which was within the limit as prescribed under the Act, the details of which are:

Sr. No.	Name of the Director	Amount (₹ in Lakhs)
1.	Mr. Jayasinh V. Mariwala	₹ 2.75
2.	Mr. Vijaykumar Bhandari	₹ 2.25
3.	Mr. Mukesh C Khagram	₹ 2.00
4.	Mr. Deepak V. Bhimani	₹ 3.00
5.	Mrs. Sucheta N Shah	₹ 1.25

##### (III) Disclosure of shareholding of Non-Executive Directors:

Sr. No.	Name of the Director	Shares held on 31-03-2020 (own or held by/for other persons on beneficial basis)
1.	Mr. Jayasinh V. Mariwala	Nil
2.	Mr. Vijay Kumar Bhandari	Nil
3.	Mr. Mukesh C. Khagram	Nil
4.	Mr. Deepak V. Bhimani	Nil
5.	Mrs. Sucheta N. Shah	Nil

#### Performance Evaluation

The Board of Directors has carried out an annual evaluation of its own performance, board committees, and Executive, Non-Executive and Independent director pursuant to the provisions of the Act and the corporate governance requirements as prescribed by the SEBI (LODR).

The performance of the board was evaluated by seeking inputs from all the directors on the basis of criteria such as the board composition and structure, effectiveness



of board processes, information and functioning, etc. as provided by the Guidance Note on Board Evaluation issued by the SEBI.

The performance of the committees was evaluated by the board after seeking inputs from the committee members on the basis of criteria such as the composition of committees, effectiveness of committee meetings, etc.

The Board and the Nomination and Remuneration Committee (NRC) reviewed the performance of individual director on the basis of criteria such as the contribution of the individual director to the board and committee meetings like preparedness on the issues to be discussed, meaningful and constructive contribution and inputs in meetings, etc. The Board and NRC further reviewed the performance of the Board as a whole and its various Committees.

In a separate meeting of independent directors, performance of non-independent directors and the board as a whole was evaluated. The outcome of the evaluation exercise was discussed and deliberated at the respective meetings of the Board of Directors and Committees of the Board. The Board of Directors also expressed their satisfaction towards the process followed by the Company for evaluating the performance of the Directors, Board and its Committees.

**C. Stakeholders Relationship Committee:**

The Stakeholder’s Relationship Committee is constituted in line with the provisions of Regulation 20 of SEBI (LODR), read with Section 178 of the Act and rules made thereunder. Mrs. Sucheta N Shah is the Chairperson of the Committee. Mr. Abhay V. Udeshi, Mr. Hemant V. Udeshi & Dr. Subhash V. Udeshi are the other members of the Committee. During the year under review, one (1) Stakeholder Relationship Committee was held on July 27, 2019. The Composition and the attendance is as under:-

Sr. No.	Name of the Director	Designation	No. of Meeting Attended
1.	Mrs. Sucheta N. Shah	Chairperson	1 of 1
2.	Mr. Abhay V. Udeshi	Member	1 of 1
3.	Mr. Hemant V. Udeshi	Member	1 of 1
4.	Dr. Subhash V. Udeshi	Member	1 of 1

Mr. Dinesh M Kapadia, Company Secretary, is also the Compliance Officer of the Company

**Details of complaints received in 2019-2020 from Shareholders:**

(1) Opening balance	NIL
(2) Received during the year	2
(3) Resolved during the year	2
(4) Closing balance	NIL

**D. Corporate Social Responsibility (CSR)**

As a part of Company’s initiative under the “Corporate Social Responsibility” (CSR) drive, the Company has undertaken projects in areas of rural development, promoting health care and education and providing

vocational education for the livelihood of the backward class of the society. These projects are in accordance with Schedule VII of the act and the Company’s CSR policy. In the view of the above, the Company has constituted a CSR Committee in line with the provisions of Section 135 of the Act. The broad terms of reference of CSR Committee are as follows:-

- Formulate and recommend to the Board, a CSR Policy indicating the activities to be undertaken by the Company as specified in Schedule VII of the Act;
- Recommend the amount of expenditure to be incurred on the activities referred to above;
- Monitor CSR Policy of the Company from time to time.

The CSR Committee comprises of 3 directors namely, Mr. Deepak V. Bhimani, Mr. Abhay V. Udeshi and Mr. Hemant V. Udeshi. Mr. Deepak V. Bhimani is the Chairman of the Committee. The CSR Committee meeting was held on May 11, 2019. The Committee reviewed and recommended to the Board, the CSR activities undertaken by the Company during the year under review. The details of the CSR initiatives of the Company are available in the CSR Report annexed along with this Annual Report. The CSR Policy has been placed on the investor section of website of the Company and can be accessed through the following link: [www.jayantagro.com](http://www.jayantagro.com).

As you are aware that in May 2016, your Company along with Arkema and BASF as well as NGO Solidaridad initiated a 3 year project for sustainability in the castor oil under the name “Sustainable Castor Initiative–Pragati” (Hindi for “progress”), which aims to improve the livelihood of castor farmers and contracted workers by supporting them to optimize yield and reduce environmental impact. Project Pragati adopted a sustainability code titled ‘SuCESS’ (Sustainable Castor Caring for Environmental & Social Standards) and has led to intensive farmer engagement and adoption of good agricultural practices. It has also enabled the castor farming community to embrace higher social standard with substantial improvements in health, environment, and safety practices within the castor farming community. After conducting over 5000 hours of training, the results were compared against a 2016 baseline survey of castor farmers in Gujarat India, where more than 80 percent of the world’s supply of castor seeds originates. Encouraged by the results of the project, “Pragati”, the collaborators intend to take the project to the next level by transferring the Sustainable Castor Code titled ‘SuCESS’ (Sustainable Castor Caring for Environmental & Social Standards) to an independent body to share, “SuCESS”, with the community and enable adoption of sustainable practices by farmers, industry and consumers. The Pragati Project entered into its 2<sup>nd</sup> Phase of implementation in July 2019, when the sowing season for castor seed had already begun. Since the project “Pragati”, is joint project with – Arkema, BASF, Jayant Agro-Organics Ltd and Solidaridad, the second phase required evaluation approval of all the project partners. The project consists of farmer education,

safety and social and economic improvement the major expenses are co-related with farmer enrolled in the project and are milestone based spends. The project budget is already crystallised and the Company shall continue its contribution as per the project milestone which are considered to be in-line with the Company's Annual CSR spent.

**Key outcomes of the project are as under:**

- A Section 8 Company, Sustainable Castor Association has been incorporated to host the Sustainable castor code titled 'Success' (Sustainable Castor Caring for Environmental & Social Standards).
- A new website is launched [www.castorsuccess.org](http://www.castorsuccess.org)
- More than 4,000 hectares of castor farming are now in accordance with the SuCCESS sustainable castor crop framework, representing associated production to date of more than 5,000 metric tons of certified sustainable castor seeds
- Two formal certification ceremonies covering the farmers of the first two years were completed with lead farmers in attendance, representing more than 2,700 farmers who have been successfully trained, audited and certified by third party inspection agencies
- A yield improvement of more than 50 percent over the 2016 baseline has been achieved by the combined member farmers
- Over 3,000 personal safety kits and crop protection product storage drums were distributed to participating farmers
- Water consumption has been lowered by approximately 25 percent in the demo plots where water utilization is monitored

- Soil and water tests were completed across more than 50 villages
- Five demo plots were created for demonstrating good agricultural practices for farmers

In addition to the "Pragati" initiative, your Company is involved in several projects involving the welfare of farmers, including one by The Solvent Extractors Association of India (SEA).

Your company through, "Kalyan Foundation", a trust with whom the company is associated along with its subsidiary, Ih sedu Agrochem Pvt. Ltd, in conjunction with progressive farmers are continuing with the project of developing model farms for the education and development of the castor industry wherein the farms are able to achieve a yield of over 6 tons per hectare which is more than 3 times the average yields. It is both the vision and the mission of the company to carry this productivity potential developed by agricultural universities to translate productivity for farmers on the field by providing extension services at the ground level. This projects & initiatives will contribute towards fulfilling the vision of our Prime Minister of doubling the farmer's income.

**7. Independent Directors Meeting:**

Schedule IV to the Act and provisions of SEBI (LODR), inter alia, prescribes that the Independent Directors of the Company shall hold at least one meeting in a year, without the attendance of the Non – Independent Directors and members of the Management.

During the year, a meeting of Independent Directors was held on February 8, 2020. Mr. Jayasinh V. Mariwala chaired the Meeting of the Independent Director. At the meeting, the Independent Directors reviewed the performance of the non-independent directors (including the Chairman of the Board) and the Board as a whole and assessed the quality, quantity and timeliness of flow of information between the Company, Management and the Board that is necessary for the Board to effectively and reasonably perform their duties.

**8. Details of General Body Meetings for the Last Three Years:**

(i) Location and time, where last General Meetings held :

Year	Location	Date / Time	Special Resolutions Passed
2018-19 (27 <sup>th</sup> AGM)	Royal Banquets (Formerly known as M. C. Ghia Hall),	27.07.2019 4.00 p.m.	7
2017-2018 (26 <sup>th</sup> AGM)	Bhogilal Hargovindas Bldg.,	28.07.2018 3.00 p.m.	8
2016-2017 (25 <sup>th</sup> AGM)	4 <sup>th</sup> floor,18/20, K. Dubash Marg, Mumbai 400001	09.08.2017 3.00 p.m.	2

(ii) **During the year, the details of resolutions passed through postal ballot are as under:**

During the year under review, pursuant to Section 110 of the Act, read with Rule 22 of the Companies (Management and Administration) Rules, 2014, the Board of Directors had sought the approval of the members of the Company by way of special resolution for approving revision in terms of appointment & payment of managerial remuneration to Mr. Abhay V. Udeshi, Chairman & Whole-time Director, Mr. Hemant V. Udeshi, Managing Director, Dr. Subhash V. Udeshi, Whole-time Director & Mr. Varun A. Udeshi, Whole-time Director of

the Company, through postal ballot. The Postal Ballot Notices along with their Explanatory Statement and the postal ballot forms were sent to all the Shareholders of the Company along with postage prepaid envelopes. Mr. Dhruvil M. Shah of M/s. Dhruvil M Shah & Co., Practising Company Secretary was appointed as the Scrutinizer who conducted the postal ballot process in a fair and transparent manner. The procedures prescribed under Section 110 of the Act, read with Rule 22 of the Companies (Management and Administration) Rules, 2014 and modifications made thereunder were duly followed for conducting the postal ballot process.





Postal Ballot Notice dated February 8, 2020 was circulated to the members for their approval. All resolutions were passed with requisite majority on Friday, March 20, 2020. Further, the summary of results of Postal Ballot and E-Voting are as under:

Particulars	Approve revision in terms of Appointment & Payment of Managerial Remuneration to Mr. Abhay V. Udeshi			Approve revision in terms of Appointment & Payment of Managerial Remuneration to Mr. Hemant V. Udeshi			Approve revision in terms of Appointment & Payment of Managerial Remuneration to Dr. Subhash V. Udeshi			Approve revision in terms of Appointment & Payment of Managerial Remuneration to Mr. Varun A. Udeshi		
	No. of Voters	No. of Shares	% of Assent / Dissent	No. of Voters	No. of Shares	% of Assent / Dissent	No. of Voters	No. of Shares	% of Assent / Dissent	No. of Voters	No. of Shares	% of Assent / Dissent
Total votes received	62	21074027	--	63	21074477	--	63	21074477	--	71	21352827	--
Less- Invalid votes	2	40	--	2	40	--	2	40	--	2	40	--
Net valid votes	60	21073987	--	61	21074437	--	61	21074437	--	69	21352787	--
Votes with assent	53	21073781	99.99	54	21074231	99.99	54	21074231	99.99	61	21349081	99.98
Votes with dissent	7	206	0.01	7	206	0.01	7	206	0.01	8	3706	0.02

## 9. Disclosures:

### (A) Related Party Transactions:

There are no materially significant related party transactions i.e. transactions of the Company of material nature, with its Promoters, Directors or Management, their subsidiaries or relatives etc., that may have potential conflict with the interest of the Company at large.

However, the details of transactions with related parties are made in Notes to the Accounts.

The Company has formulated the Related Party Transaction Policy which is disclosed on its website viz. [www.jayantagro.com](http://www.jayantagro.com).

(B) The Company has complied with all requirements specified under Act, and SEBI (LODR) as well as other guidelines as prescribed by SEBI. There were no strictures/penalties imposed by any Statutory Authority during last three years.

### (C) CEO /CFO Certification:

A certification from the CEO and CFO in terms of provisions of SEBI (LODR) was placed before the Board at the Board Meeting held on June 27, 2020 to approve the Audited Annual Accounts for the year ended March 31, 2020.

### (D) Subsidiary Companies:

The Audit Committee reviews the consolidated financial statements of the Company and the investments made by its unlisted subsidiary companies. The Board is regularly made aware of the developments and the progress of its subsidiary companies.

The Company has three subsidiary Companies out of which one (1) is material unlisted subsidiary company. The Company has formulated a policy for determining 'material subsidiaries' which is disclosed on its website viz. [www.jayantagro.com](http://www.jayantagro.com).

### (E) Whistle Blower Policy:

The Company has formulated Whistle Blower Policy for vigil mechanism as defined under Act & Regulation 22 of SEBI (LODR) for directors and employees to report unethical behavior, fraud or violation of the

code of conduct of the Company. The policy provides adequate safeguards against victimization of director(s) /employee(s) who avail of the mechanism and also provide for direct access to the Chairman of the Audit Committee. During the year under review, no employee was denied access to the Audit Committee. During the year under review, there was no instance of whistle blower reported.

### (F) Commodity Price & Risk Hedging Activities:

Since the basic raw material of the Company is Castor Seed and being a commodity, the Company is exposed to the risk of price fluctuation of raw material as well as finished goods. The Company manages the Commodity risks through forward booking and inventory management. The Company maintains its reputation for quality, product differentiation and service to mitigate the impact of price risk on finished goods. The details commodity price risk is further provided in the notes to accounts forming part of this Annual Report.

### (G) Foreign Exchange Risks:

As nearly 80% of the produce of the Company as well as its subsidiary is exported, the management of the Company closely monitors the Foreign Exchange fluctuation. The Company has set various parameter in its foreign exchange management policy to averse risk associated with foreign exchange. A report is placed before the Board of Directors on quarterly basis showing the foreign exchange exposure taken by the Company. The details of Foreign Exchange risk is further provided in the notes to accounts forming part of this Annual Report.

(H) The Company has adhered to all mandatory requirements of Corporate Governance as required under SEBI (LODR), and has duly made the disclosure of the Compliance as per the requirement of SEBI (LODR). The Board of Directors have also adopted some of the non – mandatory requirements of Corporate Governance under SEBI (LODR).

### (I) Details of utilization of funds:

There were no instances of raising funds through preferential allotment or qualified institutions placement as specified under Regulation 37(7A)



**(J) Disclosures in relation to the Sexual Harassment of Women at Workplace (Prevention, Prohibition and Redressal) Act, 2013:**

Number of Complaints filed during the year	Number of Complaints disposed of during the financial year	Number of Complaints pending as on end of the financial year
NIL		

(K) In terms of amendment to SEBI (LODR), the Board of Directors confirms that during the year, it has accepted all the recommendations received from its mandatory committees.

(L) During the financial year 2019-20, the total fees for all services paid by the Company, its associates and

subsidiaries on a consolidated basis to the statutory Auditor, M/s. Vatsaraj & Co., Chartered Accountants and all entities of M/s. Vatsaraj & Co., forms part of notes to the financial statements.

(M) A certificate from M/s V. V. Chakradeo & Co., Company Secretaries, as to the directors of the Company not being debarred or disqualified is annexed along with this report.

**10. Means of Communication:**

Quarterly / Half Yearly results being put on the Company’s Website, and also released in the News Papers, viz: Business Standard (English), all editions and Sakal (Marathi).

The Company’s Website: [www.jayantagro.com](http://www.jayantagro.com)

**11. General Shareholder Information:**

(1) Annual General Meeting Date and Time, Venue	28 <sup>th</sup> Annual General Meeting is scheduled on Saturday, September 26, 2020 through Video Conference (VC) / Other Audio Visual Means (OAVM)
(2) Financial Calendar (Tentative)* Financial Year : From April 1, 2020 to March 31, 2021	Financial Reporting for the quarter ended June 30, 2020 – will be in mid of August, 2020 September 30, 2020 – will be in mid of November, 2020 December 31, 2020– will be in mid of February, 2021 March 31, 2021 (Results for year end) - will be in May, 2021 end  Annual General Meeting for the year ended on March 31, 2021 – Before September 30, 2021
(3) Book Closure date	Saturday, August 22, 2020 to Thursday, August 27, 2020 (both days inclusive)
(4) Registered Office and address for correspondence.	701, Tower “A”, Peninsula Business Park, Senapati Bapat Marg, Lower Parel (West), Mumbai – 400 013.
(5) Listing on Stock Exchanges Note: Listing fees and custody charges for the year 2020-2021 have been paid.	BSE Ltd. (BSE) – Equity Code No.524330. 1 <sup>st</sup> Floor, New Trading Wing, Rotunda Building, P J Towers Dalal Street, Fort, Mumbai 400 001  National Stock Exchange of India Ltd.(NSE) Equity Code JAYAGROGN EQ, Exchange Plaza, 5 <sup>th</sup> Floor, Plot No C/1, G Block Bandra-Kurla Complex, Bandra (East), Mumbai 400 051
(6) Demat ISIN Number in NSDL and CDSL	ISIN No. INE785A01026
(7) Corporate Identification No (CIN)	L24100MH1992PLC066691

\*Due to the massive outbreak of COVID-19 Pandemic and subsequent lockdown in the Country, Securities & Exchange Board of India (SEBI) through various circulars, notifications have extended the due dates for complying with the aforesaid provisions. Accordingly, the company shall comply with all the applicable provisions as may be applicable from time to time.

**12. Share Transfer System:**

All the share related work is being undertaken by our Registrar & Share Transfer Agent (“RTA”), Link Intime India Private Limited, Mumbai. The Stakeholder Relationship Committee approves the share transfer, transmission, split and consolidation, among others, of shares. The share transfers are registered and returned within a period of 15 days from the date of receipt if relevant documents are completed in all respects. The Shareholders’ / Investors’ Grievances are also taken up by our RTA.

**Demat:** Trading in shares has been compulsory in dematerialized form by all Investors with effect from July

24, 2000. As on March 31, 2020, 94.88% of Equity Share Capital of your Company has been dematerialized.

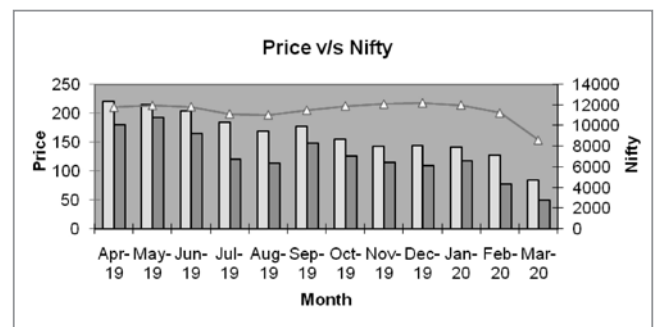
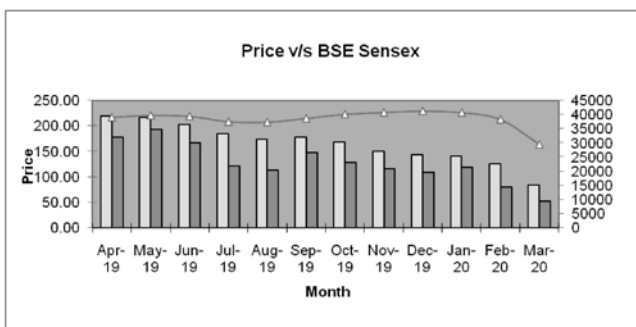
**13. Reconciliation of Share Capital Audit Report**

As stipulated by SEBI, Secretarial Audit to reconcile the total admitted capital with National Securities Depository Limited (NSDL) and Central Depository Services (India) Limited (CDSL) and the total issued and listed capital is carried out on quarterly basis. The report thereon is submitted to the Stock Exchanges where the Company’s shares are listed. The auditors confirms that the total listed and paid up capital is in agreement with the aggregate of the total number of shares in dematerialized form (held with NSDL and CDSL) and total number of shares in physical form.



#### 14. Stock Market Data from April 1, 2019 to March 31, 2020:

Month	BSE Limited			The National Stock Exchange of India Limited		
	High (₹)	Low (₹)	Sensex	High (₹)	Low (₹)	NIFTY
			(closing)			(closing)
Apr-19	220.00	178.20	39031.55	220.80	180.06	11748.15
May-19	217.00	193.00	39714.20	214.95	193.35	11922.80
Jun-19	203.25	167.05	39394.64	204.75	165.20	11788.85
Jul-19	185.70	121.30	37481.12	185.00	121.30	11118.00
Aug-19	174.00	113.25	37332.79	169.95	114.00	11023.25
Sep-19	178.50	148.15	38667.33	178.00	148.35	11474.45
Oct-19	167.85	128.25	40129.05	155.15	126.10	11877.45
Nov-19	150.00	116.00	40793.81	142.90	115.90	12056.05
Dec-19	144.00	109.60	41253.74	144.15	109.35	12168.45
Jan-20	140.95	118.50	40723.49	141.00	118.00	11962.10
Feb-20	126.00	80.00	38297.29	128.00	78.00	11201.75
Mar-20	84.00	52.00	29468.49	84.60	50.15	8597.75



#### 15. Distribution of Shareholdings as on March 31, 2020:

Sr. No.	Shares Range	Number of Shareholders	% of Total Shareholders	Total Shares For The Range	% of Issued Capital
1	1 to 500	9276	82.45	1114000	3.71
2	501 to 1000	955	8.49	740094	2.47
3	1001 to 2000	476	4.23	735004	2.45
4	2001 to 3000	160	1.42	399096	1.33
5	3001 to 4000	108	0.96	390009	1.30
6	4001 to 5000	45	0.40	207425	0.69
7	5001 to 10000	91	0.81	653295	2.18
8	10001 and above	140	1.24	25761077	85.87
	<b>Total</b>	<b>11251</b>	<b>100.00</b>	<b>30000000</b>	<b>100.00</b>

#### 16. Registrar & Share Transfer Agents:

Link Intime India Pvt Limited  
 C-101, 247 Park, 1<sup>st</sup> Floor, L.B.S. Marg, Vikhroli (West),  
 Mumbai – 400 083 Tel No : +91 22 49186000  
 Fax: +91 22 49186060  
 E-mail id: [rnt.helpdesk@linkintime.co.in](mailto:rnt.helpdesk@linkintime.co.in)  
 Website: [www.linkintime.co.in](http://www.linkintime.co.in)

17. As required under clause 5A of the erstwhile listing agreement, the Company has already sent three reminders to the shareholders whose shares were lying unclaimed/undelivered with the Company. The Company has received a number of requests to claim these share certificates which are released after a thorough due diligence. The Company has opened the “Unclaimed Suspense Account” with Edelweiss Broking Limited.

#### 18. Categories of Shareholdings as on March 31, 2020

Category	No. of Shares Held	% of Shares held
Promoter	1,99,06,590	66.35
Mutual Funds / Nationalised Bank	8,666	0.02
Non Resident Indians	4,77,036	1.59
Overseas Corporate Bodies	12,00,000	4.00
Public	84,07,708	28.05
<b>TOTAL :</b>	<b>3,00,00,000</b>	<b>100.00</b>

#### 19. Details on use of public funds obtained in the last three years:

No funds have been raised from public in the last three years.

**20. Outstanding GDRs / ADRs / Warrant etc.:**

The Company did not issue any GDRs / ADRs / warrants during the year

**21. Plant location:**

Plot Nos. 601,602, 624-627 & 603, Behind G.A.C.L., Ranoli PO:- Petrochemicals Dist. Vadodara 391 346. Gujarat.	ISCPL Division. Plot No. 296 – 300, Near GIPCL & Hettich, Dhanora, PO :- Petrochemicals, Dist. Vadodara, 391 346, Gujarat
---	--

**22. Address for Correspondence:**

**Regd. Office**  
701, Tower A, Peninsula Business Park, Senapati Bapat Marg, Lower Parel (W), Mumbai: - 400 013.  
Tel: - 022 – 40271300; Fax: - 022 - 40271399  
Website:- [www.jayantagro.com](http://www.jayantagro.com)  
Email:- [investors@jayantagro.com](mailto:investors@jayantagro.com)

**23.** The Credit Rating of the Company for Long Term is Crisil BBB+/Negative and Short Term is Crisil A2, rated by CRISIL Limited.

**24.** The Company has complied with Corporate Governance requirements specified in Regulation 17 to 27 and clauses (b) to (i) of sub-regulation (2) of Regulation 46 of the SEBI (LODR).

**25. Disclosure of accounting treatment different from accounting standards:** There has been no deviation in accounting treatment.

**26. Code of Conduct for Board Members and Senior Management:**

The Board of Directors, has laid down the Code of Conduct for all the Board Members and members of the senior management. The Code is also placed on the Company's website – [www.jayantagro.com](http://www.jayantagro.com). A certificate from the Managing Director, affirming compliance of the said Code by all the Board Members and members of the senior management to whom the Code is applicable, is annexed separately to this report. Further, the Directors and the Senior Management of the Company has submitted disclosure to the Board that they do not have any material financial and commercial transactions that may have a potential conflict with the interest of the Company at large.

**27. Auditor's Certificate on Corporate Governance:**

As required by Schedule V of the SEBI (LODR), the Auditors Certificate on Corporate Governance is annexed to the report.

For and on behalf of the Board of Directors

Place: Mumbai  
Date: July 25, 2020

**Abhay V. Udeshi**  
Chairman

## DECLARATION BY THE MANAGING DIRECTOR (CEO) UNDER SEBI (LISTING OBLIGATIONS AND DISCLOSURE REQUIREMENTS) REGULATIONS, 2015

To,  
The Members of  
Jayant Agro-Organics Limited

I, Hemant Vithaldas Udeshi, Managing Director of Jayant Agro-Organics Limited declare that to the best of my knowledge and belief, all the Members of the Board and senior management personnel of the Company have affirmed their respective compliance with the applicable Code of Conduct for the year ended March 31, 2020.

Place: Mumbai  
Date: July 25, 2020

**Hemant V. Udeshi**  
Managing Director

## CERTIFICATE RELATING TO NON -DISQUALIFICATION OF DIRECTORS

Based on my verification of the books, papers, minute books, forms and returns filed and other records maintained by M/s Jayant Agro-Organics Limited, having its Registered office at 701, Tower A, Peninsula Business Park, Senapati Bapat Marg, Lower Parel (W), Mumbai: 400 013 and also the information provided by the Company, its officers.

I hereby report that during the Financial Year ended on March 31, 2020, in my opinion and to the best of my information, none of the Directors on the Board of the Company as stated below have been debarred or disqualified from being appointed or continuing as director of Company by the Board/Ministry of Corporate Affairs or any such Statutory authority as prescribed under SEBI (Listing Obligations and Disclosure Requirements) Regulations, 2015.

Sr. No.	Name of Director	DIN
1	Mr. Abhay V. Udeshi	00355598
2	Mr. Hemant V. Udeshi	00529329
3	Dr. Subhash V. Udeshi	00355658
4	Mr. Varun A. Udeshi	02210711
5	Mr. Jayasinh V. Mariwala	00182835
6	Mr. Deepak V. Bhimani	00276661
7	Mr. Vijay Kumar Bhandari	00052716
8	Mr. Mukesh C. Khagram	00437042
9	Mrs. Sucheta N. Shah	00322403

This Certificate has been issued to the Company to make disclosure in its Corporate Governance Report of the financial year ended March 31, 2020.

Place: Mumbai  
Date: June 26, 2020  
UDIN: F003382B000387986

**For V V Chakradeo & CO.**  
**V. V. Chakradeo**  
COP 1705 FCS 3382





## INDEPENDENT AUDITOR'S REPORT ON COMPLIANCE WITH THE CONDITIONS OF CORPORATE GOVERNANCE AS PER PROVISIONS OF CHAPTER IV OF SECURITIES AND EXCHANGE BOARD OF INDIA (LISTING OBLIGATIONS AND DISCLOSURE REQUIREMENTS) REGULATIONS, 2015.

To  
The Members of Jayant Agro-Organics Limited  
701, Tower "A", Peninsula Business Park,  
Senapati Bapat Marg, Lower Parel (West),  
Mumbai – 400013, India

1. The accompanying Corporate Governance Report prepared by Jayant Agro-Organics Limited (here in after the "Company"), contains details as required by the provisions of Chapter IV of Securities and Exchange Board of India (Listing Obligations and Disclosure Requirements) Regulations, 2015, as amended ("the Listing Regulations") ('Applicable criteria') with respect to Corporate Governance for the year ended March 31, 2020. This report is required by the Company for annual submission to the Stock Exchange and to be sent to the Shareholders of the Company.

### Management's Responsibility

2) The preparation of the Corporate Governance Report is the responsibility of the Management of the Company including the preparation and maintenance of all relevant supporting records and documents. This responsibility also includes the design, implementation and maintenance of internal control relevant to the preparation and presentation of the Corporate Governance Report.

3) The Management along with the Board of Directors are also responsible for ensuring that the Company complies with the conditions of Corporate Governance as stipulated in the Listing Regulations, issued by the Securities and Exchange Board.

### Auditor's Responsibility

4) Pursuant to the requirements of the Listing Regulations, our responsibility is to express a reasonable assurance in the form of an opinion whether the company has complied with specified requirements of the Listing Regulations referred to paragraph 1 above.

5) We conducted our examination of the Corporate Governance Report in accordance with the Guidance Note on Reports or Certificates for Special Purposes and the Guidance Notes on Certification of Corporate Governance, both issued by the Institute of Chartered Accountants (ICAI). The Guidance Note on Reports or Certificates on Special Purposes require that we comply with the ethical requirements of the Code of Ethics issued by the Institute of Chartered Accountants of India.

6) We have complied with the relevant applicable requirements of the Standard on quality control (SQC) 1, Quality Control for Firms that perform audits and reviews of historical financial information and other assurance and related services engagements.

7) The procedures selected depend on the auditor's judgement, including the assessment of the risks associated in compliance of the Corporate Governance Report with the applicable criteria. Summary of key procedures performed include:

a) Reading and understanding of the information prepared by the Company and included in its Corporate Governance Report;

b) Obtained and verified that the composition of the Board of Directors w.r.t executive and non-executive directors has been met through-out the reporting period;

c) Obtained and read the Directors Registers as on 31<sup>st</sup> March, 2020 and verified that at least one women director was on the Board during the year;

d) Obtained and read the minutes of the following meetings held throughout the period from 1<sup>st</sup> April 2019 to 31<sup>st</sup> March, 2020 viz;

i. Board of Directors Meeting;

ii. Audit Committee Meeting;

iii. Annual General Meeting;

iv. Nomination and Remuneration Committee;

v. Corporate Social Responsibility Committee Meeting; and

vi. Independent Directors' Meeting.

e) Obtained necessary representations and declarations from directors of the Company including the independent directors; and

f) Performed necessary enquiry with the management and also obtained necessary specific representation from the management.

The above-mentioned procedures include examining evidence supporting the particulars in the Corporate Governance Report on a test basis. Further, our scope of work under this report did not involve us performing audit tests for the purpose of expressing an opinion on the fairness or accuracy of any of the financial information or the financial statements of the company taken as a whole.

### OPINION

8) Based on the procedure performed by us as referred in the paragraph number 7 above, and according to the information and explanation given to us, we are of the opinion that the company has complied with the conditions of Corporate Governance has stipulated in the Listing Regulations, as applicable for the year ended 31<sup>st</sup> March 2020, referred to in paragraph 1 above.

### Other matters and Restriction on Use

9) This report is neither an assurance as to the future viability of the Company nor the efficiency or effectiveness with which the management has conducted the affairs of the Company.

10) This report is addressed to and provided to the members of the Company solely for the purpose of enabling it to comply with its obligations under the Listing Regulations with reference to compliance with the relevant regulations of Corporate Governance and should not be used by any other person or for any other purpose. Accordingly, we do not accept or assume any liability or any duty of care or for any other purpose or to any other party to whom it is shown or into whose hands it may come without our prior consent in writing. We have no responsibility to update this report for events and circumstances occurring after the date of this report.

For Vatsaraj & Co.  
Chartered Accountants  
FRN: 111327W

Date: July 25, 2020  
Place: Mumbai  
UDIN: 20039894AAAAAS3251

CA Dr. B. K. Vatsaraj  
Partner  
M. No.: 039894

## BUSINESS RESPONSIBILITY REPORT

[Pursuant to Regulation 32(2)(f) of SEBI (LODR) Regulations, 2015]

### INTRODUCTION:

Jayant Agro-Organics Limited (JAOL) Business Responsibility Report 2019-20 follows the National Voluntary Guidelines on Social, Environmental and Economic Responsibilities of Business, as notified by the Ministry of Corporate Affairs (MCA), Government of India. Our Business Responsibility Report includes our responses to questions on our practices and performance on key principles defined by Regulation 34(2)(f) of SEBI (Listing Obligations and Disclosure Requirements) Regulations 2015, covering topics across environment, governance, and stakeholder relationships.

### SECTION A: GENERAL INFORMATION ABOUT THE COMPANY:

Sr. No	Particulars	Details
1	Corporate Identification Number (CIN) of the Company	L24100MH1992PLC066691
2	Name of the Company	Jayant Agro - Organics Limited
3	Registered address	701, Tower A, Peninsula Business Park, Senapati Bapat Marg, Lower Parel (W), Mumbai :- 400 013
4	Website	<a href="http://www.jayantagro.com">www.jayantagro.com</a>
5	Email ID	<a href="mailto:info@jayantagro.com">info@jayantagro.com</a>
6	Financial Year reported	2019-2020
7	Sector(s) that the Company is engaged in (industrial activity code-wise)	Organic Chemicals & Inorganic Chemicals Compound NIC Code: 20119
8	List three key products/services that the Company manufactures/ provides (as in Balance Sheet)	<ul style="list-style-type: none"> <li>▪ Castor Oil</li> <li>▪ Derivatives of Castor Oil such as (Oleochemical)</li> <li>▪ Castor Meal based organic fertiliser</li> <li>▪ Other Specialty Chemicals</li> </ul>
9	Total number of locations where business activity is undertaken by the Company i. Number of International Locations ii. Number of National Locations	NIL 4 (2 location in Gujarat and 2 in Mumbai)
10	Markets served by the Company	The Company serves national and international markets

### SECTION B: FINANCIAL DETAILS OF THE COMPANY:

Sr. No	Particulars	Details / Amount (Rs. In lakhs)
1	Paid up Capital	1500
2	Total Turnover	84,923.30
3	Total Profit/(loss) after taxes	(2,565.91)
4	Total Spending on Corporate Social Responsibility (CSR) as percentage of Profit after taxes (%)	54.00 During the year under review, the Company incurred loss. Hence, amount spent as CSR expenditure as percentage of profit after taxes is not computable.
5	List of activities in which expenditure in 4 above has been incurred	<ul style="list-style-type: none"> <li>▪ Rural Development</li> <li>▪ Providing vocational education</li> <li>▪ Training and educating farmers and providing feeds for better harvest of crop</li> <li>▪ Community Development</li> </ul>

### SECTION C: OTHER DETAILS:

#### 1. Does the Company have any Subsidiary Company/ Companies?

Yes, the Company as on March 31, 2020 has 3 subsidiaries. Details of each subsidiary Company is provided in the Directors Report.

#### 2. Do the Subsidiary Company/Companies participate in the BR Initiatives of the parent company? If yes, then indicate the number of such subsidiary company(s)?

The Company encourages its subsidiary companies to participate in its BR initiatives on several themes.

#### 3. Do any other entity/entities (e.g. suppliers, distributors etc.) that the Company does business with, participate in the BR initiatives of the Company? If yes, then indicate the percentage of such entity/entities? [Less than 30%, 30-60%, more than 60%]

The Company encourages its suppliers, dealers and other stakeholders to support various initiatives taken by the Company towards its business responsibility.

### SECTION D: BUSINESS RESPONSIBILITY (BR) INFORMATION:

#### 1. Details of Director/Directors responsible for BR

##### a) Details of the Director/ Directors responsible for implementation of the BR policy/ policies:

- **Name:** Mr. Abhay V. Udeshi
- **Designation:** Chairman & Whole-time Director
- **DIN:** 00355598

##### b) Details of the BR Head

Sr. No	Particulars	Details
1	DIN (if applicable)	00355598
2	Name	Mr. Abhay V. Udeshi
3	Designation	Chairman & Whole-time Director
4	Telephone Number	022-40271300
5	Email ID	<a href="mailto:cs@jayantagro.com">cs@jayantagro.com</a>



**2. Principle-wise (as per NVGs) BR Policy/ policies**

**a) Details of compliance (Reply in Y/N)**

Sr. No	Questions	P1	P2	P3	P4	P5	P6	P7	P8	P9
1	Do you have policy/policies for...	Y	Y	Y	Y	Y	Y	Y	Y	Y
2	Has the policy been formulated in consultation with relevant stakeholders?	Y	Y	Y	Y	Y	Y	Y	Y	Y
		All the policies have been formulated in consultation with the Management of the Company and are approved by the Board.								
3	Does the policy conform to any national / international standards? If yes, specify.	Y	Y	Y	Y	Y	Y	Y	Y	Y
		The policies are in-line with the applicable national and international standards and compliant with the principles of the National Voluntary Guidelines (NVG).								
4	Has the policy been approved by the Board? If yes, has it been signed by the MD /owner/ CEO/ appropriate Board Director?	Y	Y	Y	Y	Y	Y	Y	Y	Y
		The policies are adopted & implemented by the Company in line with the local legislations & corporate guidelines. The policies/guidelines pertaining to local laws and systems are approved by the Board and signed by the relevant senior management personnel, including the Chairman & Whole-time Director								
5	Does the Company have a specified committee of the Board/ Director/Official to oversee the implementation of the policy?	Y	Y	Y	Y	Y	Y	Y	Y	Y
		The Company has a Committee for Corporate Social Responsibility. For other policies, the Company has put in place internal framework /Committees to monitor their implementation from time to time.								
6	Indicate the link to view the policy online?	Y	Y	Y	Y	Y	Y	Y	Y	Y
		<a href="http://www.javantagro.com">www.javantagro.com</a>								
7	Has the policy been formally communicated to all relevant internal and external stakeholders?	Y	Y	Y	Y	Y	Y	Y	Y	Y
		All the policies have been communicated and are available on the internal network for the internal stakeholders. Policies communicated to external stakeholders are available on our Company's website.								
8	Does the Company have in-house structure to implement its policy/policies?	Y	Y	Y	Y	Y	Y	Y	Y	Y
9	Does the Company have a grievance redressal mechanism related to the policy / policies to address stakeholders' grievances related to policy/policies?	Y	Y	Y	Y	Y	Y	Y	Y	Y
10	Has the Company carried out independent audit/ evaluation of the working of this policy by an internal or external agency?	Y	Y	Y	Y	Y	Y	Y	Y	Y
		The Company's policies/guidelines and procedures are audited by the Company's Internal as well as Statutory Auditors.								

**Principle-wise Index:**

- P1: Code of Conduct, HR Policy, Whistle-blower Policy
- P2: Code of Conduct, Corporate Social Responsibility Policy
- P3: HR Policy, Sexual Harassment Policy, Code of Conduct
- P4: Code of Conduct, Corporate Social Responsibility Policy
- P5: Code of Conduct, Human Rights Policy
- P6: Environment, Health & Safety Policy
- P7: Code of Conduct
- P8: Corporate Social Responsibility Policy
- P9: Code of Conduct

The Board of Directors of the Company, either directly or through its Committees, assesses various initiatives forming part of the BR performance of the Company on quarterly basis.

**b) Does the Company publish a BR or a Sustainability Report? What is the hyperlink for viewing this report? How frequently it is published?**

The Business Responsibility Report is part of the annual report for the F.Y. 2019-2020. The Report can be viewed in annual report section of the website of the Company [www.javantagro.com](http://www.javantagro.com).

**SECTION E: PRINCIPLE-WISE PERFORMANCE:**

**Principle 1 (P1): Businesses should conduct and govern themselves with Ethics, Transparency and Accountability**

**1. Does the policy relating to ethics, bribery and corruption cover only the Company? Yes/ No. Does it extend to the Group / Joint Ventures / Suppliers / Contractors / NGOs /Others?**

The Company has built trust with its stakeholders by committing to adhere to compliance, disclosure, responsible and ethical business conduct. Our sustainability approach is based on the principles of transparency and accountability.

b) If answer to Sr. No. 2 against any principle, is 'No', please explain why: Not Applicable

**3. Governance related to BR**

a) Indicate the frequency with which the Board of Directors, Committee of the Board or CEO to assess the BR performance of the Company. Within 3 months, 3-6 months, Annually, More than 1 year

The Company strives to adhere to the highest standards of integrity and behavior and ensure compliance & adherence to the law and internal policies through its compliance systems. The Company has zero tolerance towards corruption and violation of the principles of fair competition. The Company has adopted JAOL's Code of Conduct, which details the applicable ethical and responsible business practices for its employees. Both new and existing suppliers are selected and evaluated not only based on economic criteria, but also on environmental, social and corporate governance standards. The HR Policy, inter alia, covers compliance with human rights, labour & social standards, anti-discrimination and conflict of interest in addition to protecting the environment, health and safety. Our whistle blower policy provides agile mechanism for employees of the Company and other persons dealing with the Company to report to the Audit Committee.

2. **How many stakeholders' complaints have been received in the past financial year and what percentage was satisfactorily resolved by the management? If so, provide details thereof, in about 50 words or so**

JAOL's stakeholders include our investors, clients, employees, vendors / partners, government and local communities, etc. For the reporting year, two stakeholder complaints were received, which were satisfactorily resolved.

**Principle 2 (P2): Businesses should provide goods and services that are safe and contribute to sustainability throughout their life cycle**

1. **List up to 3 products or services whose design has incorporated social or environmental concerns, risks, and/or opportunities.**

The Company's majority products are of bio-origin, renewable, non-food, non-feed and ecofriendly. The Company is an emerging global oleochemical company with leadership in the castor-based specialty chemicals industry. The Company's major focus is on use of renewable energy.

2. **For each such product, provide the following details in respect of resource use (energy, water, raw material etc.) per unit of product:**

- a) **Reduction during sourcing/production/ distribution and usage by consumers (energy, water) achieved since the previous year throughout the value chain?**

Nearly all the fuel requirement is coming from renewable sources and the company has installed windmills and cogeneration plants to reduce its dependence on fossil fuels for power requirements. It is estimated that these initiatives have resulted in a decrease of over 30,000 tCO<sub>2</sub> e/annum.

The Company has conducted Energy audit in plant, duly carried out by third party and their suggestions are taken into due consideration and are implemented.

The Company has been constantly improving its operational efficiencies for reducing the consumption of resources

without compromising on the quality and quantity of its production. Further details about energy conservation is available at Annexure VI of Director's Report.

3. **Does the Company have procedures in place for sustainable sourcing (including transportation)? If yes, what percentage of your inputs was sourced sustainably? Also, provide details thereof, in about 50 words or so.**

The Company does not directly source sustainable products, however the Company, along with like-minded industry players and association, has undertaken projects for sustainability and improving the wellbeing of the industry & society. The Company has tied up with Solvent Extractors Association for Model Farm Project which covers improving productivity and farmer's income and assisting farmers for ground water recharge.

In addition to the above, the Company continually works with its vendors and suppliers to reduce the environmental impacts of sourcing.

Over the period of time, the Company has developed standard practices for ensuring sustainable development and has included them as one of the selection criteria for its vendors and suppliers. As such the Company prefers to enter into long term commitments with its business partners who fulfil their responsibility towards society as well as environment. The Company take initiatives to improve awareness about legal compliances, enhance eco-friendly efficiencies, packaging / logistics improvements.

4. **Has the Company taken any steps to procure goods and services from local & small producers, including communities surrounding their place of work? If yes, what steps have been taken to improve their capacity and capability of local and small vendors?**

The Company's primary raw material, Castor Beans are mainly produced in India. The castor seeds are from farms & through the Mandis (APMCs), thus supporting local farming community as well as other farmers.

5. **Does the Company has mechanism to recycle products and waste? If yes, what is the percentage of recycling waste and products?**

The Company's constant effort is in the direction of improving operational efficiency and optimizing resource utilization. It aims to reduce and improve waste management practices from time to time. Large proportion of water used in the process is recovered and reused. Catalysts used are sent for re-generation, which are then suitable for reuse. The ash generated in the combustion of biofuel is useful as fertiliser. The Company strives to continue producing Zero Waste generating products.

The Company is committed towards increasing waste efficiency for all its manufacturing sites.





**Principle 3 (P3): Businesses should promote the well-being of all employees**

Sr. No.	Particulars	Details
1	Total No. of employees	371
2	Total No. of employees hired on temporary /contractual/casual basis	527
3	No. of permanent women employees	12
4	No. of permanent employees with disabilities	NIL
5	Whether there are any employee associations that are recognized by management	NIL
6	Percentage of permanent employees being members of this recognized employee association?	NIL

1. Please indicate the Number of complaints relating to child labour, forced labour, involuntary labour, sexual harassment in the last financial year and pending, as on the end of the financial year.

The Code of Conduct of JAOL guides its employees. There is an Internal Complaints Committee constituted by the Company to address complaints relating to sexual harassment.

Sr. No	Category	No. of complaints during financial year	No. of complaints pending at the end of the financial year
1	Child labour/forced labour/involuntary labour	NIL	NIL
2	Sexual harassment	NIL	NIL
3	Discriminatory employment	NIL	NIL

2. What percentage of your under mentioned employees were given safety & skill up-gradation training in the last year?

Sr. No.	Particulars	Safety Training	Skill up-gradation training
1	Permanent Employees	100 %	100 %
2	Permanent Women Employees	100 %	100 %
3	Casual/Temporary/Contractual Employees	100 %	100 %
4	Employees with Disabilities	Not Applicable	Not Applicable

**Principle 4 (P4): Businesses should respect the interests of, and be responsive to the needs of all stakeholders, especially those who are disadvantage vulnerable, and marginalized.**

1. Has the Company mapped its internal and external stakeholders?

The Company has mapped its internal and external stakeholders in a structured way and carried out engagements with its investors, employees, customers, suppliers, business partners, etc. The Company identifies the interest of internal stakeholders like permanent employees through periodical reviews. The external stakeholders are mapped through defined activities. The Company also reaches out to its external stakeholders through the Annual General Meeting. The Company also participates in events organised by trade associations and contributes by providing inputs whenever required.

2. Out of the above, has the Company identified the disadvantaged, vulnerable & marginalized stakeholders?

The Company identifies marginalized and disadvantaged groups through need assessment and engagement with local communities under its Corporate Social Responsibility (CSR) initiatives. They include:

- Contract Workers/Labor;
- Farmers;
- Schools;
- Local villages in vicinity of the Company's Plant

3. Are there any special initiatives taken by the Company to engage with the disadvantaged, vulnerable, and marginalized stakeholders? If so, provide details thereof, in about 50 words or so.

The initiatives undertaken by the Company for the disadvantaged, vulnerable and marginalized stakeholders are elaborated in the **Annexure** on CSR activities forming part of the Annual Report for the year ended March 31, 2020.

**Principle 5 (P5): Businesses should respect and promote human rights.**

1. Does the policy of the Company on human rights cover only the Company or extend to the Group/Joint Ventures/Suppliers/Contractors/NGOs/Others?

The Company acknowledges its responsibility to respect and support human rights. Entire JAOL Group including employees and contractors are covered by the policy. At JAOL, our robust mechanism in place to prevent human rights violations; we aim to create an environment which expels all the biased relations and harassment, allowing the employees to work at their full potential with maximum output.

2. How many stakeholder complaints have been received in the past financial year and what percent was satisfactorily resolved by the management?

For the financial year 2019-20, we have not received any stakeholder complaint.

**Principle 6 (P6): Business should respect, protect, and make efforts to restore the environment**

**1. Does the policy related to Principle 6 cover only the Company or extends to the Group/Joint Ventures/Suppliers/Contractors/NGOs/others**

Yes, our Policy extends to all our employees in the management other relevant business associates including the suppliers and contractors. Protection of the environment ranks high among our corporate goals and as a responsible corporate citizen.

The continuous improvement of safety, health, environment protection, energy and resources efficiency and social responsibility is anchored in the strategy of the Company and underlines its philosophy in conducting all its activities and dealings with third parties. The Company has laid down policies, principles and standards, which are being adhered. JAOL aims to achieve excellence in environment protection, health management and safety across its businesses. All Plants of the Company are certified under ISO 14000:2015.

**2. Does the Company have strategies/ initiatives to address global environmental issues such as climate change, global warming, etc.?**

Yes, Global environmental issues are addressed as a part of our business context. JAOL in all possible ways is helping to protect the climate. The Company has used sustainable methods in many processes for a long time now and has a continuous program of research into new applications. Observing the global phenomena and the urgency for reducing the environmental footprints, being a responsible Company, some initiatives were taken which are as under:

- Majority of Company's Product are Environment Friendly Products;
- The Company has installed Windmills to generate clean power;
- Thermal energy is generated by using eco-friendly Castor De-oiled Cake;
- Planting of Trees as well as Saplings in and around the Company premises.

**3. Does the Company identify and assess potential environmental risks? - Yes, we identify the potential environmental risks through a robust process.**

**4. Does the Company have any project related to Clean Development Mechanism? If so, provide details thereof, in about 50 words or so. Also, if Yes, whether any environmental compliance report is filed?**

The Company has not registered project under Clean Development Mechanism during Fiscal 2019-2020. However, as a contribution to protect the environment from green gases, instead of hydrocarbon fuels, The Company is using a bio-fuel (Castor de-oiled cake) for steam and heat energy generation. This has resulted in reduction in carbon footprint substantially. Further, the Company also operates windmills as clean energy generation. In the previous years, the windmills were registered under CDM projects by the operators.

**5. Has the Company undertaken any other initiatives on – clean technology, energy efficiency, renewable energy, etc.?**

JAOL is always committed to environment friendly operations, renewable energy usage and constantly thriving to adopt newer ways to enhance our existing practices across our manufacturing facilities. Few of the environmental protection initiatives are developing and optimizing waste generation converting waste into by products, wherever possible, adopting novel technology for energy conservation. Good manufacturing practices have not only benefited JAOL along with optimising operational cost, but have also facilitated environment conservation in several ways.

In terms of bringing in environmental friendly manufacturing processes, various methods are adopted, wherever applicable, to remain committed with the objective of continual improvement and be environment friendly. Apart from R&D and technologies, periodic upgradation of manufacturing equipment and energy efficient alternatives with aim of energy optimization are undertaken at facilities.

**6. Are the Emissions/Waste generated by the Company within the permissible limits given by CPCB/SPCB for the financial year being reported? – The Company's emissions, effluents and wastes are within the permissible limits.**

**7. Number of show cause/ legal notices received from CPCB/SPCB which are pending (i.e. not resolved to satisfaction) as on end of Financial Year - No show cause/legal notices from CPCB/SPCB have been received as on March 31, 2020.**

**Principle 7 (P7): Businesses, when engaged in influencing public and regulatory policy, should do so in a responsible manner**

**1. Is your Company a member of any trade and chamber or association? If Yes, Name only those major ones that your business deals with:**

Yes, JAOL is member of the below mentioned associations:

- Confederation of Indian Industry (CII)
- Basic Chemicals, Cosmetics & Dyes Export Promotion Council (CHEMEXIL)
- The Solvent Extractor's Association of India (SEA)
- Indian Chemical Council (ICC)
- Indian Speciality Chemical Manufacturer's Association (ISCMA)
- Federation of Indian Export Organizations (FIEO)
- Federation of Indian Chambers of Commerce & Industry (FICCI)
- International Castor Oil Association (ICOA)
- Sustainable Castor Association (SCA)

**2. Have you advocated/lobbied through above associations for the advancement or improvement of public good? Yes/ No; if yes specify the broad areas (drop box: Governance and Administration, Economic Reforms, Inclusive Development Policies, Energy security, Water, Food Security, Sustainable Business Principles, Others)**



Yes. For betterment, improvement and advancement of various areas, JAOL has lobbied through above mentioned associations. Through the membership of trade and industry associations, the Company makes efforts to contribute towards sustainable business issues.

**Principle 8 (P8): Businesses should support inclusive growth and equitable development**

**1. Does the Company have specified programmes/initiatives/projects in pursuit of the policy related to Principle 8? If yes details thereof**

Inclusive growth and equitable development are essential to foster sustainable local development and uplift the communities in which the Company operates. Through socio-economic, health and environment initiatives, the Company leverages on its core-competencies to address the stakeholder needs. The Company's CSR Policy meets the compliance requirements under the Companies Act, 2013. The Company has undertaken various community initiatives and projects under its CSR Programs, which include training and educating Farmers and encouraging farmers to adopt good agricultural practice and use of quality inputs to optimize yield and reduce environmental impact, distribution of safety kits, overall community development. The details of the various programs / initiatives adopted by the Company are provided in the **Annexure** on CSR activities forming part of the Annual Report of the Company for the financial year 2019-2020.

**2. Are the programmes/projects undertaken through in-house team/own foundation/external NGO/government structures/any other organization?**

Some projects are handled by the Company's in-house team which plans, monitors and governs the corporate social responsibility initiatives, while few projects are managed through external agencies.

**3. Have you done any impact assessment of your initiative?**

- The Company's CSR initiatives are long term projects. The Company conducts need assessment studies before initiating the projects. The outcome and the impact of each project is monitored and measured by the Company at regular intervals.

**4. What is your Company's direct contribution to community development projects-Amount in INR and the details of the projects undertaken-** During the year 2019-20, the Company spent ₹54 lakhs towards CSR initiatives. Details of the projects are available in **Annexure III** to the Director's Report.

**5. Whether the Company have taken steps to ensure that this community development initiative is successfully adopted by the community?** - All CSR initiatives undertaken by the Company are planned, monitored and evaluated keeping in view the needs of the communities. Efforts are made for driving sustainability with continued focus on the environment and resource efficiency. The Company's CSR activities include training and educating Farmers and encouraging farmers to adopt good agricultural practice and use of quality inputs to optimize yield and reduce environmental impact.

**Principle 9 (P9): Businesses should engage with and provide value to their customers and consumers in a responsible manner**

**1. What percentage of customer complaints/consumer cases are pending as on the end of financial year-** None of the complaints are pending for resolution as on March 31, 2020.

**2. Does the Company display product information on the product label, over and above what is mandated as per local laws?** - The Company adheres to all applicable laws and regulations on product labelling. Apart from the mandated declarations, additional declarations relating to the safe handling & use of the products are made on the labels. Relevant labelling on packaging is also done indicating nature of hazards as per the applicable laws.

**3. Is there any case filed by any stakeholder against the Company regarding unfair trade practices, irresponsible advertising and/or anti-competitive behavior during the last five years and pending as on end of financial year -** As of March 31, 2020, no stakeholder has filed any case against the Company, nor are any cases pending regarding unfair trade practices, irresponsible advertising and / or anti-competitive behavior.

**4. Did your Company carry out any consumer survey/consumer satisfaction trends?** - Being a B2B business, and our customers are industrial users. We take regular feedback from our customers which enables us to improve ourselves. Our customer satisfaction survey enables us to understand the client's expectations, needs, satisfaction levels and overall experience of working with us.

For and on behalf of the Board of Directors

Place: Mumbai  
Date: July 25, 2020

Abhay V. Udeshi  
Chairman

## INDEPENDENT AUDITOR'S REPORT

To the Members of Jayant Agro-Organics Limited  
Report on the Audit of the Standalone Ind AS Financial Statements

### Opinion

We have audited the accompanying Standalone Ind AS financial statements of Jayant Agro-Organics Limited ("the Company"), which comprise the Balance Sheet as at 31<sup>st</sup> March 2020, the Statement of Profit and Loss (including the statement of Other Comprehensive Income), the Statement of Changes in Equity and the Statement of Cash Flows for the year then ended, and notes to the financial statements, including a summary of significant accounting policies and other explanatory information (hereinafter referred to as "the Standalone Ind AS financial statements").

In our opinion and to the best of our information and according to the explanations given to us, the aforesaid Standalone Ind AS financial statements give the information required by the Companies Act, 2013, as amended ("the Act") in the manner so required and give a true and fair view in conformity with the accounting principles generally accepted in India, of the state of affairs of the Company as at March 31, 2020, and its loss including other comprehensive income, the changes in equity and its cash flows for the year ended on that date.

### Basis for Opinion

We conducted our audit in accordance with the Standards on Auditing (SAs) specified under section 143(10) of the Act. Our responsibilities under those Standards are further described in the Auditor's Responsibilities for the Audit of the Financial Statements section of our report. We are independent of the Company in accordance with the Code of Ethics issued by the Institute of Chartered Accountants of India together with the ethical requirements that are relevant to our audit of the Standalone Ind AS financial statements under the provisions of the Act and the Rules thereunder, and we have fulfilled our other ethical responsibilities in accordance with these requirements and the Code of Ethics. We believe that the audit evidence we have obtained is sufficient and appropriate to provide a basis for our audit opinion on the Standalone Financial Statements.

### Key Audit Matters

Key audit matters are those matters that, in our professional judgment, were of most significance in our audit of the Standalone Ind AS financial statements of the current period. These matters were addressed in the context of our audit of the Standalone Ind AS financial statements as a whole, and in forming our opinion thereon, and we do not provide a separate opinion on these matters. We have determined the matters described below to be the key audit matters to be communicated in our report.

Key Audit matters	How our audit addressed the key audit matter
<p>1 Revenue from sale of products: The Company recognises revenues when controls of the goods are transferred to the customer at an amount that reflects the consideration to which the Company expects to be entitled in exchange for those goods. The terms of sales arrangements, including the timing of transfer of control, delivery specifications including incoterms in case of exports, create complexity and judgement in determining timing of sales revenues. The risk is, therefore, that revenue may not be recognised in the correct period in accordance with Ind AS 115. Accordingly, due to the risk associated with revenue recognition, it was determined to be a key audit matter in our audit of the standalone Ind AS financial statements.</p>	<p><b>Principal Audit Procedures</b> Following procedures have been performed to address this key audit matter:</p> <ul style="list-style-type: none"> <li>▪ Considered the Company's revenue recognition policy and its compliance in terms of Ind AS 115 'Revenue from contracts with customers'.</li> <li>▪ Assessed the design and tested the operating effectiveness of internal controls related to revenue recognition.</li> <li>▪ Performed sample test of individual sales transaction and traced to sales invoices, sales orders and other related documents. Further, in respect of the samples tested, checked that the revenue has been recognised as per the incoterms / when the conditions for revenue recognitions are satisfied.</li> <li>▪ Selected sample of sales transactions made pre and post year end, agreed the period of revenue recognition to underlying documents.</li> <li>▪ Assessed the relevant disclosures made within the standalone Ind AS financial statements.</li> </ul>





Key Audit matters	How our audit addressed the key audit matter
<p>2 <b>Financial Instruments – Hedge Accounting</b></p> <p>The company uses derivative financial instruments – forward contracts to hedge against foreign currency risks arising from their ordinary business activities. Management’s hedging policy is documented in corresponding internal guidelines and serves as the basis for these transactions. Currency risk arises primarily from sales and transactions denominated in foreign currencies. The means of limiting this risk is by entering into currency forwards.</p> <p>Derivatives are measured at fair value as of the balance sheet date. Insofar the financial instruments used by the Company are effective hedges of future cash flows in the context of hedging pursuant to the requirements of IND AS 109, the effective portion of the changes in fair value is recognized in other comprehensive income over the duration of the hedging relationships until the maturity of the hedged cash flows (cash flows hedges).</p> <p>These matters were of particular importance for our audit due to the high complexity and number of transactions.</p> <p>The Company’s disclosures on hedge accounting are contained in Note No 3.9 and Note No. 42</p>	<p><b>Principal Audit Procedures</b></p> <p>As a part of our audit, among other things we assessed the contractual and financial parameters and evaluated the accounting treatment, including the effects on equity and profit or loss, of the hedging relationships. We also evaluated the Company’s internal control system with regard to derivative financial instruments, including the internal activities to monitor compliance with the hedging policy. In addition, for the purpose of auditing the fair value measurement of financial instruments, we also assessed the methods of calculation employed on the basis of market data. In addition to evaluating the internal control system, we obtained bank confirmations for the hedging instruments in order to assess completeness. With regard to the expected cash flows and the assessment of the effectiveness of hedges, we essentially conducted a retrospective assessment of past hedging levels. In doing so, we were able to satisfy ourselves that the estimates and assumptions made by management were substantiated and sufficiently documented.</p>

**Information other than the Financial Statements and Auditors’ Report thereon**

The Company’s Board of Directors is responsible for the other information. The other information comprises the information included in the Annual Report, but does not include the Standalone Financial Statements and our auditors’ report thereon. Our opinion on the Standalone Financial Statements does not cover the other information and we do not express any form of assurance conclusion thereon. In connection with our audit of the Standalone Financial Statements, our responsibility is to read the other information and, in doing so, consider whether such other information is materially inconsistent with the financial statements or our knowledge obtained in the audit or otherwise appears to be materially misstated. If, based on the work we have performed, we conclude that there is a material misstatement of this other information, we are required to report that fact. We have nothing to report in this regard

**Responsibility of Management for the Standalone Financial Statements**

The Company’s Board of Directors is responsible for the matters stated in section 134(5) of the Act with respect to the preparation of these standalone Ind AS financial statements that give a true and fair view of the financial position, financial performance, changes in equity and cash flows of the Company in accordance with the accounting principles generally accepted in India, including the Accounting Standards specified under section 133 of the Act read with the Companies (Indian Accounting Standards) Rules, 2015, as amended. This responsibility also includes maintenance of adequate accounting records in accordance with the provisions of the Act for safeguarding of the assets of the Company and for preventing and detecting frauds and other irregularities; selection and application of appropriate

accounting policies; making judgments and estimates that are reasonable and prudent; and design, implementation and maintenance of adequate internal financial controls, that were operating effectively for ensuring the accuracy and completeness of the accounting records, relevant to the preparation and presentation of the standalone financial statement that give a true and fair view and are free from material misstatement, whether due to fraud or error.

In preparing the standalone financial statements, management is responsible for assessing the Company’s ability to continue as a going concern, disclosing, as applicable, matters related to going concern and using the going concern basis of accounting unless management either intends to liquidate the Company or to cease operations, or has no realistic alternative but to do so.

Those Board of Directors are also responsible for overseeing the company’s financial reporting process.

**Auditor’s Responsibilities for the Audit of the Standalone Financial Statements**

Our objectives are to obtain reasonable assurance about whether the Standalone Ind AS financial statements as a whole are free from material misstatement, whether due to fraud or error, and to issue an auditor’s report that includes our opinion. Reasonable assurance is a high level of assurance, but is not a guarantee that an audit conducted in accordance with SAs will always detect a material misstatement when it exists. Misstatements can arise from fraud or error and are considered material if, individually or in the aggregate, they could reasonably be expected to influence the economic decisions of users taken on the basis of these standalone financial statements.

As part of an audit in accordance with SAs, we exercise professional judgment and maintain professional scepticism throughout the audit. We also:

- Identify and assess the risks of material misstatement of the financial statements, whether due to fraud or error, design and perform audit procedures responsive to those risks, and obtain audit evidence that is sufficient and appropriate to provide a basis for our opinion. The risk of not detecting a material misstatement resulting from fraud is higher than for one resulting from error, as fraud may involve collusion, forgery, intentional omissions, misrepresentations, or the override of internal control.
- Obtain an understanding of internal control relevant to the audit in order to design audit procedures that are appropriate in the circumstances. Under section 143(3)(i) of the Act, we are also responsible for expressing our opinion on whether the company has adequate internal financial controls with reference to financial statements in place and the operating effectiveness of such controls.
- Evaluate the appropriateness of accounting policies used and the reasonableness of accounting estimates and related disclosures made by management.
- Conclude on the appropriateness of management's use of the going concern basis of accounting and, based on the audit evidence obtained, whether a material uncertainty exists related to events or conditions that may cast significant doubt on the Company's ability to continue as a going concern. If we conclude that a material uncertainty exists, we are required to draw attention in our auditor's report to the related disclosures in the financial statements or, if such disclosures are inadequate, to modify our opinion. Our conclusions are based on the audit evidence obtained up to the date of our auditor's report. However, future events or conditions may cause the Company to cease to continue as a going concern.
- Evaluate the overall presentation, structure and content of the financial statements, including the disclosures, and whether the financial statements represent the underlying transactions and events in a manner that achieves fair presentation.

We communicate with those charged with governance regarding, among other matters, the planned scope and timing of the audit and significant audit findings, including any significant deficiencies in internal control that we identify during our audit.

We also provide those charged with governance with a statement that we have complied with relevant ethical requirements regarding independence, and to communicate with them all relationships and other matters that may reasonably be thought to bear on our independence, and where applicable, related safeguards.

From the matters communicated with those charged with governance, we determine those matters that were of most significance in the audit of the standalone financial statements for the financial year ended March 31, 2020 and are therefore

the key audit matters. We describe these matters in our auditor's report unless law or regulation precludes public disclosure about the matter or when, in extremely rare circumstances, we determine that a matter should not be communicated in our report because the adverse consequences of doing so would reasonably be expected to outweigh the public interest benefits of such communication.

#### Other Matter

Due to the COVID-19 related lock-down, we were unable to participate in the physical verification of inventory that was carried out by the management subsequent to the year end. As informed to us that management has conducted physical verification of high value inventory. Consequently, we have performed alternate procedures to audit the existence of inventory as per the guidance provided in SA 501 "Audit Evidence – Specific Considerations for Selected Items" and have obtained sufficient appropriate audit evidence to issue our unmodified opinion on these Standalone Financial Results.

#### Report on Other Legal and Regulatory Requirements

As required by the Companies (Auditor's Report) Order, 2016 ("the Order"), issued by the Central Government of India in terms of sub-section (11) of section 143 of the Companies Act, 2013, we give in the "Annexure A" of this report, a statement on the matters specified in paragraphs 3 and 4 of the Order, to the extent applicable.

#### As required by Section 143(3) of the Act, we report that:

- (a) We have sought and obtained all the information and explanations which to the best of our knowledge and belief were necessary for the purposes of our audit of the aforesaid Ind AS financial statement;
- (b) In our opinion, proper books of account as required by law have been kept by the Company so far as it appears from our examination of those books;
- (c) The Balance Sheet, the Statement of Profit and Loss including the Statement of Other Comprehensive Income, the Statement of Changes in Equity and the Cash Flow Statement dealt with by this Report are in agreement with the books of account;
- (d) In our opinion, the aforesaid Standalone Ind AS financial statements comply with the Accounting Standards specified under Section 133 of the Act, read with the Companies (Indian Accounting Standards) Rules, 2015, as amended;
- (e) On the basis of the written representations received from the directors as on 31<sup>st</sup> March, 2020 taken on record by the Board of Directors, none of the directors is disqualified as on 31<sup>st</sup> March, 2020 from being appointed as a director in terms of Section 164 (2) of the Act.
- (f) With respect to the adequacy of the internal financial controls over financial reporting of the Company with reference to these Standalone Financial Statements and the operating effectiveness of such controls, refer to our separate Report in "Annexure B" to this report;



- (g) In our opinion, the managerial remuneration for the year ended March 31, 2020 has been paid/provided by the Company to its directors in accordance with the provisions of section 197 read with Schedule V to the Act;
- (h) With respect to the other matters to be included in the Auditor's Report in accordance with Rule 11 of the Companies (Audit and Auditors) Rules, 2014, as amended in our opinion and to the best of our information and according to the explanations given to us:
- i. The Company has disclosed the impact of pending litigations as at March 31, 2020 on its financial position in its Ind AS standalone financial statements to the extent determinable/ascertainable. – Refer Note 33 to the Ind AS financial statements.
- ii. The Company did not have any long-term contracts including derivative contracts for which there were any material foreseeable losses.
- iii. There has been no delay in transferring amount, required to be transferred to the Investor Education and Protection Fund.

**For Vatsaraj & Co.**  
Chartered Accountants  
FRN: 111327W

**CA Dr. B. K. Vatsaraj**  
Partner

**Place:** Mumbai  
**Date:** 27<sup>th</sup> June 2020

**Membership No.:** 039894  
**UDIN:** 20039894AAAAAK5866

## ANNEXURE A

To the Independent Auditors' Report on Standalone Ind AS financial statements of Jayant Agro-Organics Limited as on 31<sup>st</sup> March 2020, referred to in paragraph 1 under "Report on Other Legal and Regulatory requirement" section of our report of even date, we report the following:

- (i) (a) The Company has generally maintained proper records showing full particulars, including quantitative details and situations of fixed assets;
- (b) The Company has a regular programme for physical verification of its fixed assets in a phased manner, which, in our opinion, is reasonable having regard to the size of the Company and the nature of its business. According to information and explanations given to us, no material discrepancies were noticed on such verification;
- (c) According to information and explanations given by the management, the title deeds of immovable properties of the company are held in the name of the company.
- (ii) Physical verification of inventory has been conducted at reasonable intervals by the management. There is no material discrepancy noticed by management during the year on such physical verification.
- (iii) According to information and explanations given to, the company has not granted any loans, secured or unsecured to companies, firms, Limited Liability Partnership or other parties covered in the register of maintained under Section 189 of the Companies Act 2013. Accordingly, the provisions of clause 3(iii) (a), (b) and (c) of the Order are not applicable to the Company and hence not commented upon.
- (iv) In our opinion and according to the information and explanations provided to us, the Company has complied with the provisions of section 185 and 186 of the Act in respect of grant of loans, making investments and providing guarantees and securities, as applicable.
- (v) In our opinion and according to the information and explanations given to us, the company has not accepted any deposits within the meaning of Sections 73 to 76 of the Act and the Companies (Acceptance of Deposits) Rules, 2014 (as amended). Accordingly, the provisions of clause 3 (v) of the order are not applicable to the Company.
- (vi) We have broadly reviewed the books of accounts maintained by the company pursuant to the Rules made by the Central Government for the maintenance of cost records under sub section (1) of section 148 of the Companies Act in respect to company's products/services and are of the opinion that, prima facie, the prescribed accounts and records have been made and maintained. However, we have not made a detailed examination of the cost records.
- (vii) In respect of statutory dues:
- (a) The Company is generally regular in depositing with appropriate authorities undisputed statutory dues including Provident Fund, Employee's State Insurance, Income-tax, Sales-tax, Goods and Service tax, Duty of Custom, Duty of Excise, Value Added tax, Cess and other Statutory dues applicable to it.
- (b) According to the information and explanation given to us and according to the records of the Company as examined by us, no undisputed amounts payable in respect of Provident fund, Employees' State Insurance, Income tax, Sales-tax, Goods and Services tax, Duty of Custom, Duty of Excise, Value Added tax, Cess and Other material statutory dues were outstanding, as at March 31, 2020, for a period of more than six months from the date on which they become payable except for quantum of Stamp Duty of ₹56,00,000.



(c) According to the information and explanation given to us and based on the records of the Company examined by us, dues of Service Tax outstanding as on March 31, 2020 which have not been deposited on account of any dispute are tabulated below:

Name of Statute	Nature of Dues	Amount in ₹	Period to which it Relates	Forum where dispute is pending
Finance Act, 1994	Service Tax	258,697	Apr-08 to Dec-08	Assistant Commissioner, Vadodara
	Service Tax	345,284	Jan-09 to Mar-09	Assistant Commissioner, Vadodara
	Service Tax	9,553,275	Apr-06 to May-11	Commissioner, Vadodara
	Service Tax	68,869	Apr-11 to Dec-14	CESTAT, Ahmedabad
	Service Tax	68,225	Jan-15 to Dec-15	Superintendent, Vadodara-I
	Service Tax	52,366	Jan-16 to June-17	Superintendent, Vadodara-I

(viii) According to the information and explanations given to us, there are no loans or borrowings payable to government and the company has not issued any debentures. Based on the verification of records of the company, the company has not defaulted in repayment of loans or other borrowings from financial institutions and banks.

(ix) According to the information and explanations provided to us and as per the records of the company examined by us, company has not raised funds by way of public issue / follow-on offer (including debt instruments) during the year. According to the information and explanations provided to us, the term loans raised have been applied by the company during the year for the purposes for which they were raised.

(x) To the best of our knowledge and belief and according to the information and explanation given to us, no fraud by the Company or any fraud on the Company by its officers and employees of the Company has been noticed or reported, during the year.

(xi) According to the information and explanations provided by the management, the managerial remuneration has been paid / provided in accordance with the requisite approvals mandated by the provisions of section 197 read with schedule V to the Companies Act.

(xii) In our opinion and according to information and explanations given to us, Company is not a Nidhi Company. Therefore, the provisions of clause 3(xii) of the Order are not applicable to the Company and hence not commented upon.

(xiii) According to the information and explanation given to us and based on our verification of the records of the Company and on the basis of review and approval by the Board and Audit Committee, the transactions with related parties are in compliance with Section 177 and 188 of the Act where applicable and the details of such transactions have been disclosed in the Standalone Ind AS financial statements as required by the applicable accounting standards.

(xiv) During the year under review the company has not made any preferential allotment / private placement of shares or fully or partly convertible debentures.

(xv) According to the information and explanation provided by the management, during the year under review, the company has not entered into any non-cash transactions with directors or persons connected with him as referred to in Section 192 of the Act.

(xvi) According to the information and explanation provided to us, the company is not required to be registered under section 45-IA of Reserve Bank of India Act, 1934.

**For Vatsaraj & Co.**

Chartered Accountants

FRN: 111327W

**CA Dr. B. K. Vatsaraj**

Partner

Place: Mumbai

Date: 27<sup>th</sup> June 2020

Membership. No.: 039894

UDIN: 20039894AAAAAK5866





## ANNEXURE B

to Independent Auditors' Report on the Standalone Ind AS Financial Statement of Jayant Agro-Organics Limited, Report on the Internal Financial Controls under Clause (i) of Sub-section 3 of Section 143 of the Act, referred to in paragraph 2(f) under "Report on Other Legal and Regulatory requirement" section of our report of even date.

We have audited the internal financial controls over financial reporting of Jayant Agro-Organics Limited ("the Company") as of 31<sup>st</sup> March, 2020 in conjunction with our audit of the Standalone Ind AS financial statements of the Company for the year ended on that date.

### Management's Responsibility for Internal Financial Controls

The Company's management is responsible for establishing and maintaining internal financial controls based on the internal control over financial reporting criteria established by the Company considering the essential components of internal control stated in the Guidance Note on Audit of Internal Financial Controls over Financial Reporting issued by the Institute of Chartered Accountants of India ('ICAI').

These responsibilities include the design, implementation and maintenance of adequate internal financial controls that were operating effectively for ensuring the orderly and efficient conduct of its business, including adherence to company's policies, the safeguarding of its assets, the prevention and detection of frauds and errors, the accuracy and completeness of the accounting records, and the timely preparation of reliable financial information, as required under the Act.

### Auditors' Responsibility

Our responsibility is to express an opinion on the Company's internal financial controls over financial reporting based on our audit. We conducted our audit in accordance with the Guidance Note on Audit of Internal Financial Controls over Financial Reporting (the "Guidance Note") and the Standards on Auditing, issued by ICAI and deemed to be prescribed under section 143(10) of the Act, to the extent applicable to an audit of internal financial controls, both applicable to an audit of Internal Financial Controls and, both issued by the Institute of Chartered Accountants of India. Those Standards and the Guidance Note require that we comply with ethical requirements and plan and perform the audit to obtain reasonable assurance about whether adequate internal financial controls over financial reporting was established and maintained and if such controls operated effectively in all material respects.

Our audit involves performing procedures to obtain audit evidence about the adequacy of the internal financial controls system over financial reporting and their operating effectiveness. Our audit of internal financial controls over financial reporting included obtaining an understanding of internal financial controls over financial reporting, assessing the risk that a material weakness exists, and testing and evaluating the design and operating effectiveness of internal control based on the assessed risk. The procedures selected depend on the auditor's judgment, including the assessment of the risks of material misstatement of the financial statements, whether due to fraud or error.

We believe that the audit evidence we have obtained is sufficient

and appropriate to provide a basis for our audit opinion on the Company's internal financial controls system over financial reporting.

### Meaning of Internal Financial Controls over Financial Reporting

A company's internal financial control over financial reporting is a process designed to provide reasonable assurance regarding the reliability of financial reporting and the preparation of financial statements for external purposes in accordance with generally accepted accounting principles. A company's internal financial control over financial reporting includes those policies and procedures that

- (1) Pertain to the maintenance of records that, in reasonable detail, accurately and fairly reflect the transactions and dispositions of the assets of the company;
- (2) Provide reasonable assurance that transactions are recorded as necessary to permit preparation of financial statements in accordance with generally accepted accounting principles, and that receipts and expenditures of the company are being made only in accordance with authorizations of management and directors of the company; and
- (3) Provide reasonable assurance regarding prevention or timely detection of unauthorized acquisition, use, or disposition of the company's assets that could have a material effect on the financial statements.

### Inherent Limitations of Internal Financial Controls over Financial Reporting

Because of the inherent limitations of internal financial controls over financial reporting, including the possibility of collusion or improper management override of controls, material misstatements due to error or fraud may occur and not be detected. Also, projections of any evaluation of the internal financial controls over financial reporting to future periods are subject to the risk that the internal financial control over financial reporting may become inadequate because of changes in conditions, or that the degree of compliance with the policies or procedures may deteriorate.

### Opinion

In our opinion, the Company has, in all material respects, an adequate internal financial controls system over financial reporting with reference to these Standalone Financial Statements and such internal financial controls over financial reporting were operating effectively as at 31<sup>st</sup> March, 2020, based on the internal control over financial reporting criteria established by the Company considering the essential components of internal control stated in the Guidance Note on Audit of Internal Financial Controls Over Financial Reporting issued by the Institute of Chartered Accountants of India.

**For Vatsaraj & Co.**  
Chartered Accountants  
FRN: 111327W

**CA Dr. B. K. Vatsaraj**  
Partner

Place: Mumbai  
Date: 27<sup>th</sup> June 2020

Membership. No.: 039894  
UDIN: 20039894AAAAAK5866

## BALANCE SHEET AS AT MARCH 31, 2020

(Amount in ₹)

Particulars	Note No.	March 31, 2020	March 31, 2019
<b>ASSETS</b>			
<b>Non-Current Assets</b>			
Property, plant and equipment	5	1,646,569,799	1,649,868,346
Right to Use of Asset	5	6,825,174	-
Intangible assets	5	344,175	619,515
Capital work-in-progress	6	180,665,530	19,176,417
<b>Financial assets</b>			
Investments	7	154,115,000	160,051,102
Loans	8	741,928	814,705
Other financial assets	9	28,140,328	25,987,177
Other non-current assets	10	23,643,333	51,682,648
Current tax assets (net)	11	84,377,040	1,395,626
<b>Current Assets</b>			
Inventories	12	906,035,296	2,545,697,338
<b>Financial Assets</b>			
Trade Receivables	13	902,517,190	646,654,734
Cash and Cash Equivalents	14	59,967,213	28,635,164
Loans	8	393,303	664,748
Other financial assets	9	53,579	59,468,075
Other Current Assets	10	175,243,577	298,303,160
<b>TOTAL</b>		<b>4,169,632,465</b>	<b>5,489,018,755</b>
<b>EQUITY AND LIABILITIES</b>			
<b>Equity</b>			
Equity Share Capital	15	150,000,000	150,000,000
Other Equity	16	2,591,321,262	3,016,880,741
<b>Liabilities</b>			
<b>Non-Current Liabilities</b>			
<b>Financial Liabilities</b>			
Lease Rent Liability		2,572,173	-
Borrowings	17	79,990,230	64,296,931
Provisions	21	34,812,153	22,043,284
Deferred Tax Liabilities (net)	18	104,528,174	292,136,270
<b>Current Liabilities</b>			
<b>Financial Liabilities</b>			
Borrowings	17	731,960,537	1,444,081,175
Trade Payables	19		
(i) Total Outstanding Dues of Micro Enterprises and Small Enterprises		53,922,610	57,024,161
(ii) Total Outstanding Dues of Creditors other than micro Enterprises and Small Enterprises		143,934,379	291,727,586
Lease Rent Liability		4,636,789	-
Other Financial Liabilities	20	235,018,631	116,444,107
Provisions	21	21,353,219	19,337,863
Other Current Liabilities	22	15,582,308	15,046,637
<b>TOTAL</b>		<b>4,169,632,465</b>	<b>5,489,018,755</b>
Significant Accounting Policies Notes on Financial Statements	1 to 53		

As per our Report of even date

**For Vatsaraj & Co.**

 Chartered Accountants  
(Registration No: 111327W)

**CA Dr. B. K. Vatsaraj**  
(Partner)  
Membership No. 039894

 Place: Mumbai  
Date: June 27, 2020

**For and on behalf of the Board of Directors**
**Abhay V. Udeshi**  
Chairman  
(DIN No. 00355598)

**Vikram V. Udeshi**  
Chief Financial Officer

**Hemant V. Udeshi**  
Managing Director  
(DIN No. 00529329)

**Dinesh M. Kapadia**  
Company Secretary



## STATEMENT OF PROFIT AND LOSS FOR THE YEAR ENDED MARCH 31, 2020

(Amount in ₹)

Particulars	Note No.	March 31, 2020	March 31, 2019
<b>INCOME</b>			
Revenue from Operations	23	8,467,797,216	7,993,170,942
Other Income	24	24,532,985	46,256,928
<b>Total Revenue</b>		<b>8,492,330,201</b>	<b>8,039,427,870</b>
<b>EXPENSES</b>			
Cost of Materials Consumed	25	6,530,324,616	5,865,080,231
Purchases of Stock-in-Trade		726,150,895	190,401,082
Changes in Inventories of Finished Goods, Work-in-Process and Stock-in-Trade	26	159,204,721	(213,065,783)
Employee Benefits Expense	27	300,934,829	266,685,578
Finance Costs	28	135,731,740	129,812,026
Depreciation and Amortization Expense	5	91,681,845	84,686,212
Other Expenses	29	988,347,464	979,988,753
<b>Total Expenses</b>		<b>8,932,376,110</b>	<b>7,303,588,098</b>
<b>Profit / (loss) Before Tax</b>		<b>(440,045,909)</b>	<b>735,839,772</b>
<b>Less: Tax Expense:</b>			
Current Tax		-	244,600,000
Add: Short/(Excess) Provision of Earlier Years		2,362,702	-
Deferred Tax		(185,817,464)	16,194,782
<b>Profit/(Loss) for the Year</b>		<b>(256,591,148)</b>	<b>475,044,990</b>
<b>Other Comprehensive Income / (Loss) (OCI)</b>			
<b>A. Items that will not be reclassified to profit or loss</b>			
Remeasurement of the net defined benefit (liability)/asset		(7,114,154)	(26,904,627)
Income tax relating to items that will not be reclassified to profit or loss		1,790,633	9,401,553
Equity instrument through Other Comprehensive Income		(4,783,102)	4,783,102
<b>B. Items that will be reclassified to profit or loss</b>			
Fair value changes on cash flow hedges		(86,528,532)	48,209,806
<b>Total Other Comprehensive Income / (Loss) (OCI)</b>		<b>(96,635,155)</b>	<b>35,489,834</b>
<b>Total Comprehensive Income/(Loss) for the Year</b>		<b>(353,226,303)</b>	<b>510,534,824</b>
<b>Earnings per Equity Share of Face Value of ₹5/- each</b>			
Basic and Diluted EPS (in ₹)	39	(8.55)	15.83
Significant Accounting Policies			
Notes on Financial Statements	1 to 53		

FINANCIAL STATEMENTS (STANDALONE)

As per our Report of even date

**For Vatsaraj & Co.**  
Chartered Accountants  
(Registration No: 111327W)

**CA Dr. B. K. Vatsaraj**  
(Partner)  
Membership No. 039894

Place: Mumbai  
Date: June 27, 2020

For and on behalf of the Board of Directors

**Abhay V. Udeshi**  
Chairman  
(DIN No. 00355598)

**Vikram V. Udeshi**  
Chief Financial Officer

**Hemant V. Udeshi**  
Managing Director  
(DIN No. 00529329)

**Dinesh M. Kapadia**  
Company Secretary

## CASH FLOW STATEMENT FOR THE YEAR ENDED MARCH 31, 2020

(Amount in ₹)

Particulars	March 31, 2020	March 31, 2019
<b>A Cash Flow from Operating Activities</b>		
Net Profit/(Loss) Before Tax	(440,045,909)	735,839,772
Adjustments for :		
Depreciation & Amortisation Expense	91,681,845	84,686,212
Provision for Diminution in Investment	1,153,000	-
Loss/(Profit) on Sale of Assets	(42,210)	(228,349)
Interest Received	(1,760,251)	(27,784,304)
Dividend Received	-	(13,082,154)
Interest Paid	135,731,740	129,812,026
<b>Operating Profit/(Loss) before Working Capital Changes</b>	<b>(213,281,785)</b>	<b>909,243,202</b>
Adjusted for :		
(Increase)/Decrease In Inventories	1,639,662,042	(423,245,346)
(Increase)/Decrease In Trade Receivables	(255,862,455)	129,610,218
(Increase)/Decrease In Current Loan	271,445	115,036
(Increase)/Decrease In Non Current Loan	72,777	(184,363)
(Increase)/Decrease In Other Current Financials Assets	19,296,909	(19,315,389)
(Increase)/Decrease In Other Non Current Financials Assets	(2,153,151)	(24,606,961)
(Increase)/Decrease In Other Current Assets	126,660,483	81,049,039
(Increase)/Decrease In Other Non Current Assets	28,039,315	(1,709,769)
Increase/(Decrease) In Trade Payables	(150,894,758)	162,688,431
Increase/(Decrease) In Other Financial Liabilities	68,562,679	50,978,822
Increase/(Decrease) In Non Current Provision	5,654,715	(4,861,343)
Increase/(Decrease) In Current Provision	2,015,356	(15,196,823)
Increase/(Decrease) In Other Current Liabilities	535,671	4,226,266
<b>Cash Generated from Operation</b>	<b>1,268,579,243</b>	<b>848,791,020</b>
Less: Taxes Paid	(85,344,116)	(263,773,962)
<b>Net Cash from Operating Activities</b>	<b>1,183,235,127</b>	<b>585,017,058</b>
<b>B Cash Flow from Investing Activities</b>		
Purchase of Fixed Assets	(256,933,535)	(85,863,292)
Sale of Fixed Assets	553,500	470,000
Dividend Received	-	13,082,154
Interest Received	1,760,251	27,784,304
<b>Net Cash from /(used in) Investing Activities</b>	<b>(254,619,784)</b>	<b>(44,526,834)</b>
<b>C Cash Flow from Financing Activities</b>		
Borrowings	(696,427,340)	(370,575,939)
Dividend Paid	(60,000,000)	(40,500,000)
Tax on Distributed Profits	(12,333,176)	(5,635,700)
Lease Rent Liability	7,208,962	-
Interest Paid	(135,731,740)	(129,812,026)
<b>Net Cash from/(used in) Financing Activities</b>	<b>(897,283,294)</b>	<b>(546,523,665)</b>
<b>Net Increase/(Decrease) in Cash Equivalents</b>	<b>31,332,049</b>	<b>(6,033,440)</b>
<b>Cash &amp; Cash equivalent</b>		
At the beginning of the year	28,635,164	34,668,604
At the end of the year (Refer Note No. 14)	59,967,213	28,635,164

As per our Report of even date

**For Vatsaraj & Co.**

 Chartered Accountants  
 (Registration No: 111327W)

**CA Dr. B. K. Vatsaraj**  
 (Partner)  
 Membership No. 039894

 Place: Mumbai  
 Date: June 27, 2020

**For and on behalf of the Board of Directors**
**Abhay V. Udeshi**  
 Chairman  
 (DIN No. 00355598)

**Vikram V. Udeshi**  
 Chief Financial Officer

**Hemant V. Udeshi**  
 Managing Director  
 (DIN No. 00529329)

**Dinesh M. Kapadia**  
 Company Secretary



## STATEMENT OF CHANGES IN EQUITY FOR THE YEAR ENDED MARCH 31, 2020

Particulars	Equity Share Capital	Other Equity				Total equity attributable to equity holders of the Company
		Reserves & Surplus		Other Comprehensive income		
		Retained earnings	Capital Reserve	Securities Premium	General Reserve	
Balance as of April 1, 2019	150,000,000	2,435,046,806	62,925,000	183,588,000	301,079,382	3,166,880,741
Remeasurement of the net defined benefit liability/asset, net of tax effect	-	-	-	-	-	(5,323,521)
Equity instrument through Other Comprehensive Income	-	-	-	-	-	(4,783,102)
Fair value changes on cash flow hedges	-	-	-	-	-	(86,528,532)
Dividends (including dividend distribution tax)	-	(72,333,176)	-	-	-	(72,333,176)
Profit/(Loss) for the year	-	(256,591,148)	-	-	-	(256,591,148)
<b>Balance as of March 31, 2020</b>	<b>150,000,000</b>	<b>2,106,122,482</b>	<b>62,925,000</b>	<b>183,588,000</b>	<b>301,079,382</b>	<b>(62,393,603)</b>

As per our Report of even date

**For Vatsaraj & Co.**  
Chartered Accountants  
(Registration No: 111327W)

**CA Dr. B. K. Vatsaraj**  
(Partner)  
Membership No. 039894

Place: Mumbai  
Date: June 27, 2020

For and on behalf of the Board of Directors

**Abhay V. Udeshi**  
Chairman  
(DIN No. 00355598)

**Vikram V. Udeshi**  
Chief Financial Officer

**Hemant V. Udeshi**  
Managing Director  
(DIN No. 00529329)

**Dinesh M. Kapadia**  
Company Secretary



## NOTES ON STANDALONE FINANCIAL STATEMENTS FOR THE YEAR ENDED MARCH 31, 2020

### 1 Corporate Information

Jayant Agro-Organics Limited was incorporated on May 7, 1992 under Companies Act, 1956 having CIN L24100MH1992PLC066691. The Company is mainly engaged in manufacturing and trading of castor oil and its derivatives such as oleo chemicals.

### 2 Significant Accounting Policies and Key Accounting Estimates and Judgements

#### 2.1 Basis of preparation of Financial Statements

##### a) Compliance with Ind AS

These financial statements are prepared in accordance with Indian Accounting Standards ('Ind AS') notified under Section 133 of the Companies Act, 2013, read together with the Companies (Indian Accounting Standards) Rules, 2015.

##### b) Historical Cost Convention

These financial statements have been prepared and presented under the historical cost convention, on the accrual basis of accounting except for:

- Certain Financial Assets and Liabilities (including derivative instruments) that are measured at fair value
- Defined Benefits Plans - Plan assets measured at fair value

With effect from 1<sup>st</sup> April, 2019, Ind AS 116 – "Leases" (Ind AS 116) supersedes Ind AS 17 – "Leases". The Company has adopted Ind AS 116 using the prospective approach. The application of Ind AS 116 has resulted into recognition of 'Right-of-Use' asset with a corresponding Lease Liability in the Balance Sheet.

#### 2.2 Current / Non-Current Classification

For the purpose of current/non-current classification of assets and liabilities, the Company has ascertained its normal operating cycle as twelve months and certain criteria set out in the Schedule III to the Act. This is based on the nature of services and the time between the acquisition of assets or inventories for processing and their realization in cash and cash equivalents.

### 3 Summary of Significant Accounting Policies

#### 3.1 Operating Cycle

An operating cycle is the time between the acquisition of goods for processing and their realisation in cash or cash equivalents. The Company has ascertained the operating cycle as twelve months for the purpose of current or non-current classification of assets and liabilities.

#### 3.2 Functional and Presentation Currency

The Standalone Financial Statements are presented in Indian Rupees (INR), which is also the Company's functional currency. All amounts have been rounded-off to the nearest Rupee, unless otherwise indicated.

#### 3.3 Fair Value Measurement of Financial Instruments

Fair value is the price that would be received to sell an asset or paid to transfer a liability in an orderly transaction between market participants at the measurement date, regardless of whether that price is directly observable or estimated using another valuation technique.

The fair value of an asset or a liability is measured using the assumptions that market participants would use when pricing the asset or liability, assuming that market participants act in their economic best interest.

A fair value measurement of a non-financial asset takes into account a market participant's ability to generate economic benefits by using the asset in its highest and best use or by selling it to another market participant that would use the asset in its highest and best use.

The Company uses valuation techniques that are appropriate in the circumstances and for which sufficient data are available to measure fair value, maximising the use of relevant observable inputs and minimising the use of unobservable inputs.

All assets and liabilities for which fair value is measured or disclosed in the financial statements are categorised within the fair value hierarchy, described as follows, based on the lowest level input that is significant to the fair value measurement as a whole:

- Level 1 - Quoted (unadjusted) market prices in active markets for identical assets or liabilities.
- Level 2 - Inputs other than the quoted prices included within Level 1 that are observable for the assets or liability, either directly or indirectly; and
- Level 3 - Inputs based on unobservable market data.

#### 3.4 Foreign Currency Translation Initial Recognition:

On initial recognition, transactions in foreign currencies entered into by the Company are recorded in the functional currency (i.e. Indian Rupees), by applying to the foreign currency amount, the spot exchange rate between the functional currency and the foreign currency at the date of the transaction. Exchange differences arising on foreign exchange transactions settled during the year are recognized in the Statement of Profit and Loss.



## NOTES ON STANDALONE FINANCIAL STATEMENTS FOR THE YEAR ENDED MARCH 31, 2020

### Measurement of foreign currency items at reporting date:

Foreign currency monetary items of the Company are translated at the closing exchange rates. Non-monetary items that are measured at historical cost in a foreign currency, are translated using the exchange rate at the date of the transaction. Non-monetary items that are measured at fair value in a foreign currency, are translated using the exchange rates at the date when the fair value is measured. When any non-monetary foreign currency item is recognised in Other Comprehensive Income, gain or loss on exchange fluctuation is also recorded in Other Comprehensive Income.

Exchange differences arising out of these translations are recognized in the Statement of Profit and Loss.

### 3.5 Property, plant and equipment (PPE)

On adoption of Ind AS, the Company retained the carrying value for all of its property, plant and equipment as recognised in the financial statements as at the date of transition to Ind AS's, measured as per the previous GAAP and used that as its deemed cost as permitted by Ind AS 101 - 'First-time Adoption of Indian Accounting Standards'.

#### Measurement and Recognition:

PPE are initially recognised at cost. The initial cost of PPE comprises its purchase price, including non-refundable duties and taxes net of any trade discounts and rebates. The cost of PPE includes interest on borrowings (borrowing cost) directly attributable to acquisition, construction or production of qualifying assets subsequent to initial recognition, PPE are stated at cost less accumulated depreciation (other than freehold land, which are stated at cost) and impairment losses, if any.

Subsequent costs are included in the asset's carrying amount or recognised as a separate asset, as appropriate, only when it is probable that future economic benefits associated with the item will flow to the Company and the cost of the item can be measured reliably. The carrying amount of any component accounted for as a separate asset is derecognised when replaced. All other repairs and maintenance are charged to profit or loss during the reporting period in which they are incurred.

Assets held under finance leases are depreciated over their expected useful lives on the same basis as owned assets. However, when there is no reasonable certainty that ownership will be obtained by the end of the lease term, assets are depreciated over the shorter of the lease term and useful lives.

#### Depreciation:

Depreciation is recognised so as to write off the cost

of assets (other than freehold land and capital work in progress) less their residual values over the useful lives, using the straight-line method ("SLM"). The Company depreciates its property, plant and equipment (PPE) over the useful life in the manner prescribed in Schedule II to the Act. Management believes that useful life of assets are same as those prescribed in Schedule II to the Act, except for plant and equipment's wherein based on technical evaluation, useful life has been estimated to be different from that prescribed in Schedule II of the Act.

Leasehold land is amortised over the period of lease. Leasehold improvements are amortised over the period of lease or estimated useful life, whichever is lower.

### Useful life considered for calculation of depreciation for various assets class are as follows:-

Type / Category of Asset	Useful life
Buildings including factory buildings	10-60 years
General Plant and Machinery	15-43 years
Electrical Installations and Equipments	10 years
Furniture and Fixtures	10 years
Office Equipments	5 years
Vehicles	8 years
Computer and Data Processing Units	3 years
Laboratory Equipments	10 years
Leasehold improvements	shorter of lease period or estimated useful life

The carrying values of property, plant and equipment are reviewed for impairment when events or changes in circumstances indicate that the carrying value may not be recoverable.

The residual values, useful life and depreciation method are reviewed at each financial year-end to ensure that the amount, method and period of depreciation are consistent with previous estimates and the expected pattern of consumption of the future economic benefits embodied in the items of property, plant and equipment.

#### Derecognition:

An item of property, plant and equipment is derecognised upon disposal or when no future economic benefits are expected to arise from the continued use of the asset. Any gain or loss arising on disposal or retirement of an item of property, plant and equipment is determined as the difference between sales proceeds and the carrying amount of the asset and is recognised in Statement of Profit and Loss. Fully depreciated assets still in use are retained in financial statements.

## NOTES ON STANDALONE FINANCIAL STATEMENTS FOR THE YEAR ENDED MARCH 31, 2020

### 3.6 Intangible Assets

Measurement and Recognition:

Intangible assets are measured on initial recognition at cost and subsequently are carried at cost less accumulated amortisation and accumulated impairment losses, if any.

#### Amortisation:

The Company amortises intangible assets with a finite useful life using the straight-line method over the following range of useful lives:

Asset	Useful life
Product registrations	4 years
Licenses and commercial rights	4 years
Computer software	3-8 years

The estimated useful life is reviewed annually by the management.

#### Derecognition:

The carrying amount of an intangible asset is derecognized on disposal or when no future economic benefits are expected from its use or disposal. The gain or loss arising from the Derecognition of an intangible asset is measured as the difference between the net disposal proceeds and the carrying amount of the intangible asset and is recognized in the Statement of Profit or Loss when the asset is derecognized.

### 3.7 Capital work-in-progress, intangible assets under development and Capital Advances

Capital work-in-progress/intangible assets under development are carried at cost, comprising direct cost, related incidental expenses and attributable borrowing cost. Advances given towards acquisition of Property, Plant and Equipment/ Intangible assets outstanding at each Balance Sheet date are disclosed under Other Non-Current Assets.

### 3.8 Non-derivative financial instruments

#### i) Financial Assets

##### A) Initial Recognition and Measurement

Financial assets and liabilities are recognised when the Company becomes a party to the contractual provisions of the instrument. Financial assets and liabilities are initially measured at fair value. Transaction costs that are directly attributable to the acquisition or issue of financial assets and financial liabilities (other than financial assets and financial liabilities at fair value through profit or loss) are added to or deducted from the fair value measured on initial recognition of financial asset or financial liability.

#### Cash and cash equivalents

The Company considers all highly liquid financial instruments, which are readily convertible into known amounts of cash that are subject to an insignificant risk of change in value and having original maturities of three months or less from the date of purchase, to be cash equivalents. Cash and cash equivalents consist of balances with banks which are unrestricted for withdrawal and usage.

#### B) Subsequent Measurement:

##### Financial assets at amortised cost

Financial assets are subsequently measured at amortised cost if these financial assets are held within a business whose objective is to hold these assets in order to collect contractual cash flows and the contractual terms of the financial asset give rise on specified dates to cash flows that are solely payments of principal and interest on the principal amount outstanding.

Financial assets at fair value through other comprehensive income (FVTOCI)

Financial assets are measured at fair value through other comprehensive income if these financial assets are held within a business whose objective is achieved by both collecting contractual cash flows that give rise on specified dates to solely payments of principal and interest on the principal amount outstanding and by selling financial assets. The Company has made an irrevocable election to present subsequent changes in the fair value of equity investments not held for trading in Other Comprehensive Income.

##### Financial assets at fair value through profit or loss (FVTPL)

A financial asset which is not classified in any of the above categories are measured at FVTPL.

The company has accounted for its investments in subsidiaries, associates and joint ventures at cost.

#### ii) Financial liabilities

##### A) Initial Recognition and Measurement

All financial liabilities are recognised at fair value and in case of loans net of directly attributable cost. Fees or recurring nature are directly recognised in statement of Profit & Loss.





## NOTES ON STANDALONE FINANCIAL STATEMENTS FOR THE YEAR ENDED MARCH 31, 2020

### B) Subsequent Measurement

Financial liabilities are carried at amortized cost using the effective interest method. For trade and other payables maturing within one year from the balance sheet date, the carrying amounts approximate fair value due to the short maturity of these instruments.

### Equity instruments

An equity instrument is a contract that evidences residual interest in the assets of the Company after deducting all of its liabilities. Equity instruments recognised by the Company are measured at the proceeds received net off direct issue cost.

### Derecognition Financial Assets

The Company derecognises a financial asset when the contractual rights to the cash flows from the financial asset expire, or it transfers the rights to receive the contractual cash flows in a transaction in which substantially all of the risks and rewards of ownership of the financial asset are transferred or in which the Company neither transfers nor retains substantially all of the risks and rewards of ownership and does not retain control of the financial asset.

If the Company enters into transactions whereby it transfers assets recognised on its balance sheet, but retains either all or substantially all of the risks and rewards of the transferred assets, the transferred assets are not derecognised.

### Financial Liabilities

The Company derecognises a financial liability when its contractual obligations are discharged or cancelled, or expire.

The Company also derecognises a financial liability when its terms are modified and the cash flows under the modified terms are substantially different. In this case, a new financial liability based on the modified terms is recognised at fair value. The difference between the carrying amount of the financial liability extinguished and the new financial liability with modified terms is recognised in Standalone Statement of Profit and Loss.

### Off setting of financial instruments

Financial assets and financial liabilities are off set and the net amount is reported in financial statements if there is a currently enforceable

legal right to off set the recognised amounts and there is an intention to settle on a net basis, to realise the assets and settle the liabilities simultaneously.

### Impairment

The Company recognises loss allowances for expected credit losses on:

- financial assets measured at amortised cost; and
- financial assets measured at FVOCI – debt investments.

At each reporting date, the Company assesses whether financial assets carried at amortised cost are credit-impaired. A financial asset is 'credit impaired' when one or more events that have a detrimental impact on the estimated future cash flows of the financial asset have occurred.

In accordance with Ind AS 109 – Financial Instruments, the Company follows 'simplified approach' for recognition of impairment loss allowance on trade receivables. The application of simplified approach does not require the Company to track changes in credit risk. Rather, it recognises impairment loss allowance based on lifetime expected credit loss at each reporting date, right from its initial recognition.

The gross carrying amount of a financial asset is written off (either partially or in full) to the extent that there is no realistic prospect of recovery. This is generally the case when the Company determines that the debtor does not have assets or sources of income that could generate sufficient cash flows to repay the amounts subject to the write-off. However, financial assets that are written off could still be subject to enforcement activities in order to comply with the Company's procedures for recovery of amounts due.

### 3.9 Derivative financial instruments and Hedge Accounting

The Company enters into derivative financial contracts in the nature of forward currency contracts with external parties to to mitigate the risk of changes in exchange rates. Such derivative financial instruments are initially recognised at fair value on the date on which a derivative contract is entered into and are also subsequently measured at fair value.. The Company formally establishes a hedge relationship between such forward currency contracts ('hedging instrument')



## NOTES ON STANDALONE FINANCIAL STATEMENTS FOR THE YEAR ENDED MARCH 31, 2020

and recognized financial liabilities ('hedged item') through a formal documentation at the inception of the hedge relationship in line with the Company's Risk Management objective and strategy.

The hedge relationship so designated is accounted for in accordance with the accounting principles prescribed for a fair value hedge under Ind AS 109-'Financial Instruments'.

### Recognition and measurement of fair value hedge:

Any gains or losses arising from changes in the fair value of derivatives are taken directly to Statement of Profit and Loss, except for the effective portion of cash flow hedge which is recognised in Other Comprehensive Income and later to Statement of Profit and Loss when the hedged item affects profit or loss or is treated as basis adjustment if a hedged forecast transaction subsequently results in the recognition of a Non-Financial Assets or Non-Financial liability. Hedging instrument is recognized as a financial asset in the Balance Sheet if its fair value as at reporting date is positive as compared to carrying value and as a financial liability if its fair value as at reporting date is negative as compared to carrying value.

"The company designates derivative financial contracts as hedging instrument to mitigate the risk of movement in foreign exchange rates for foreign exchange exposure on highly probable future cash flows attributable to a recognised as an asset or liability.

When a derivative is designated as a cash flow hedging instrument, the effective portion of changes in the fair value of the derivative is recognised in the cash flow hedging reserve being part of Other Comprehensive Income. Any ineffective portion of changes in the fair value of the derivative is recognised immediately in the Statement of Profit and Loss. If the hedging relationship no longer meets the criteria for hedge accounting, then hedge accounting is discontinued prospectively. If the hedging instrument expires or is sold, terminated or exercised, the cumulative gain or loss on the hedging instrument recognised in cash flow hedging reserve till the period the hedge was effective remains in cash flow hedging reserve until the underlying transaction occurs. The cumulative gain or loss previously recognised in the cash flow hedging reserve is transferred to the Statement of Profit and Loss upon the occurrence of the underlying transaction. If the forecasted transaction is no longer expected to occur, then the amount accumulated in cash flow hedging reserve is reclassified in the Statement of Profit and Loss."

Hedged item (recognized financial liability) is initially recognized at fair value on the date of entering into contractual obligation and is subsequently measured

at amortized cost. The hedging gain or loss on the hedged item is adjusted to the carrying value of the hedged item as per the effective interest method and the corresponding effect is recognized in the Statement of Profit and Loss.

### Derecognition:

On Derecognition of the hedged item, the unamortized fair value of the hedging instrument adjusted to the hedged item, is recognized in the Statement of Profit and Loss.

### 3.10 Impairment

Assets that have an indefinite useful life, for example goodwill, are not subject to amortization and are tested for impairment annually and whenever there is an indication that the asset may be impaired.

Assets that are subject to depreciation and amortization and assets representing investments in subsidiary and associate companies are reviewed for impairment, whenever events or changes in circumstances indicate that carrying amount may not be recoverable. Such circumstances include, though are not limited to, significant or sustained decline in revenues or earnings and material adverse changes in the economic environment.

An impairment loss is recognized whenever the carrying amount of an asset or its cash generating unit (CGU) exceeds its recoverable amount. The recoverable amount of an asset is the greater of its fair value less cost to sell and value in use. To calculate value in use, the estimated future cash flows are discounted to their present value using a pre-tax discount rate that reflects current market rates and the risk specific to the asset. For an asset that does not generate largely independent cash inflows, the recoverable amount is determined for the CGU to which the asset belongs. Fair value less cost to sell is the best estimate of the amount obtainable from the sale of an asset in an arm's length transaction between knowledgeable, willing parties, less the cost of disposal.

Impairment losses, if any, are recognized in the Statement of Profit and Loss and included in depreciation and amortization expense. Impairment losses are reversed in the Statement of Profit and Loss only to the extent that the asset's carrying amount does not exceed the carrying amount that would have been determined if no impairment loss had previously been recognized.

### 3.11 Inventories

Raw materials, work-in-progress, finished goods, packing materials, stores, spares, components, consumables and stock-in-trade are carried at the



## NOTES ON STANDALONE FINANCIAL STATEMENTS FOR THE YEAR ENDED MARCH 31, 2020

lower of cost and net realizable value, except in case of by-products which are valued at NRV. However, materials and other items held for use in production are not written down below cost if the finished goods in which they will be incorporated are expected to be sold at or above cost. The comparison of cost and net realizable value is made on an item-by item basis.

In determining the cost of raw materials, packing materials, stock-in-trade, stores, spares, components and consumables, weighted average cost method is used. Cost of inventory comprises all costs of purchase, duties, taxes (other than those subsequently recoverable from tax authorities) and all other costs incurred in bringing the inventory to their present location and condition.

Cost of finished goods and work-in-progress includes the cost of raw materials, packing materials, an appropriate share of fixed and variable production overheads, unrecoverable taxes and other costs incurred in bringing the inventories to their present location and condition. Fixed production overheads are allocated on the basis of normal capacity of production facilities.

### 3.12 Revenue recognition

Revenue is measured at the fair value of the consideration received or receivable. Revenue is reduced for estimated customer returns, rebates and other similar allowances. No element of financing is deemed present as the sales are made with credit terms in line with market practice.

### 3.13.1 Sale of goods

Revenue from the sale of goods is recognised when the goods are delivered and titles have passed, at which time all the following conditions are satisfied:

- the Company has transferred to the buyer the significant risks and rewards of ownership of the goods;
- the Company retains neither continuing managerial involvement to the degree usually associated with ownership nor effective control over the goods sold;
- the amount of revenue can be measured reliably;
- it is probable that the economic benefits associated with the transaction will flow to the Company; and the costs incurred or to be incurred in respect of the transaction can be measured reliably.

### 3.13.2 Rendering of services

Income recognition for services takes place as and when the services are performed.

### 3.13.3 Interest Income

Interest income from financial assets is recognized when it is probable that economic benefits will flow to the Company and the amount of income can be measured reliably. Interest income is accrued on a time basis, by reference to the principal outstanding and at the effective interest rate applicable, which is the rate that exactly discounts estimated future cash receipts through the expected life of the financial assets to that asset's net carrying amount on initial recognition.

### 3.13.4 Dividend

Dividend income from investments is recognised when the shareholder's right to receive payment has been established and it is probable that the economic benefits will flow to the Company and the amount of income can be measured reliably.

### 3.13.5 Insurance claims

Insurance claims are accounted for on the basis of claims admitted / expected to be admitted and to the extent that there is no uncertainty in receiving the claims.

### 3.13 Research and development expenses

Research expenditure is charged to the Statement of Profit and Loss. Development costs of products are also charged to the Statement of Profit and Loss unless a product's technical feasibility has been established, in which case such expenditure is capitalised. Tangible assets used in research and development are capitalised.

### 3.14 Leases

Leases are classified as finance leases whenever the terms of lease transfer substantially all the risks and rewards of ownership to the lessee. Leases where a significant portion of the risks and rewards of ownership are retained by the lessor are classified as operating leases.

#### (i) Operating Lease:

Operating lease payments are recognized as an expense in the Statement of Profit and Loss on a straight-line basis over the lease term except where another systematic basis is more representative of the time pattern in which economic benefits from leased assets are consumed. The aggregate benefit of incentives (excluding inflationary increases where rentals are structured solely to increase in line with the expected general inflation to compensate for the lessor's inflationary cost increases, such increases are recognised in the year in which the benefits accrue) provided by the lessor is recognized as a reduction of rental expense over the lease term on a straight-line basis.

## NOTES ON STANDALONE FINANCIAL STATEMENTS FOR THE YEAR ENDED MARCH 31, 2020

### (ii) Finance Lease:

Assets held under finance leases are initially recognized as assets of the Company at their fair value at the inception of the lease or, if lower, at the present value of the minimum lease payments. The corresponding liability to the lessor is included in the Balance Sheet as a finance lease obligation.

Assets held under finance leases are depreciated over their expected useful lives on the same basis as owned assets or, where shorter, the term of the relevant lease. Lease payments are apportioned between finance expenses and reduction of the lease obligation so as to achieve a constant rate of interest on the remaining balance of the liability. Finance expenses are recognized immediately in Statement of Profit and Loss, unless they are directly attributable to qualifying assets, in which case they are capitalized in accordance with the Company's general policy on borrowing costs. Contingent rentals are recognized as expenses in the periods in which they are incurred.

### 3.15 Non-current assets held for sale

Non-current assets and disposal groups are classified as held for sale if their carrying amount will be recovered principally through a sale transaction rather than through continuing use. This condition is regarded as met only when the asset (or disposal group) is available for immediate sale in its present condition subject only to terms that are usual and customary for sales of such asset (or disposal group) and its sale is highly probable. Management must be committed to the sale, which should be expected to qualify for recognition as a completed sale within one year from the date of classification.

When the Company is committed to a sale plan involving disposal of an investment, the investment that will be disposed of is classified as held for sale when the criteria described above are met.

Non-current assets (and disposal groups) classified as held for sale are measured at the lower of their carrying amount and fair value less costs to sell. Non-current assets are not depreciated or amortized.

### 3.16 Employee Benefit Expenses

Employee benefits consist of contribution to provident fund, superannuation fund, gratuity fund, compensated absences and supplemental pay.

#### Post-employment benefit plans

##### Defined Contribution plans

A defined contribution plan is a post-employment benefit plan under which the Company pays specified contributions to a separate entity. The Company makes

specified monthly contributions towards Provident Fund, Superannuation Fund and Pension Scheme. The Company's contribution is recognised as an expense in the Statement of Profit and Loss during the period in which the employee renders the related service.

#### Defined benefit plans

The liability in respect of defined benefit plans and other post-employment benefits is calculated using the Projected Unit Credit Method and spread over the period during which the benefit is expected to be derived from employees' services.

Company has taken a policy from Life Insurance Corporation of India ("LIC") to meet its gratuity obligations and contributes annual premium to the fund maintained by LIC. Company has made appropriate provision for payment of gratuity to those employees which are not covered under the gratuity scheme so managed by LIC.

The present value of the said obligation is determined by discounting the estimated future cash outflows, using market yields of government bonds that have tenure approximating the tenures of the related liability.

The interest income / (expense) are calculated by applying the discount rate to the net defined benefit liability or asset. The net interest income / (expense) on the net defined benefit liability or asset is recognised in the Statement of Profit and Loss.

Remeasurement gains and losses arising from experience adjustments and changes in actuarial assumptions are recognised in the period in which they occur, directly in other comprehensive income. They are included in retained earnings in the Statement of Changes in Equity and in the Balance Sheet.

Changes in the present value of the defined benefit obligation resulting from plan amendments or curtailments are recognised immediately in Statement of Profit and Loss as past service cost.

#### Short term employee benefit

The undiscounted amount of short term employee benefits expected to be paid in exchange for the services rendered by employees are recognised as an expense during the period when the employees render the services.

### 3.17 Finance cost

Borrowing costs are interest and ancillary costs incurred in connection with the arrangement of borrowings. General and specific borrowing costs attributable to acquisition and construction of any qualifying asset (one that takes a substantial period of time to get





## NOTES ON STANDALONE FINANCIAL STATEMENTS FOR THE YEAR ENDED MARCH 31, 2020

ready for its designated use or sale) are capitalised until such time as the assets are substantially ready for their intended use or sale, and included as part of the cost of that asset. Interest income earned on the temporary investment of specific borrowings pending their expenditure on qualifying assets is deducted from the borrowing costs eligible for capitalisation. All the other borrowing costs are recognised in the Statement of Profit and Loss within Finance costs of the period in which they are incurred.

### 3.18 Segment reporting

Operating segments are defined as components of an enterprise for which discrete financial information is available that is evaluated regularly by the chief operating decision maker, in deciding how to allocate resources and assessing performance. The Company's chief operating decision maker is the Managing Director & CEO. Segment revenue, segment expenses, segment assets and segment liabilities have been identified to segments on the basis of their relationship to the operating activities of the segment. Inter segment revenue is accounted on the basis of transactions which are primarily determined based on market / fair value factors. Revenue, expenses, assets and liabilities which relate to the Company as a whole and are not allocable to segments on a reasonable basis have been included under "unallocated revenue / expenses / assets / liabilities".

### 3.19 Income Tax

Income tax expense comprises current tax expense and the net change in the deferred tax asset or liability during the year. Current and deferred taxes are recognised in Statement of Profit and Loss, except when they relate to items that are recognised in other comprehensive income or directly in equity, in which case, the current and deferred tax are also recognised in other comprehensive income or directly in equity, respectively.

#### Current tax

Current tax is measured at the amount of tax expected to be payable on the taxable income for the year as determined in accordance with the provisions of the Income Tax Act, 1961.

Current tax assets and current tax liabilities are off set when there is a legally enforceable right to set off the recognized amounts and there is an intention to settle the asset and the liability on a net basis.

#### Deferred tax

Deferred income tax is recognised using the Balance Sheet approach. Deferred income tax assets and liabilities are recognised for deductible and taxable

temporary differences arising between the tax base of assets and liabilities and their carrying amount, except when the deferred income tax arises from the initial recognition of an asset or liability in a transaction that is not a business combination and affects neither accounting nor taxable profit or loss at the time of the transaction.

Deferred tax assets are recognised only to the extent that it is probable that either future taxable profits or reversal of deferred tax liabilities will be available, against which the deductible temporary differences and the carry forward of unused tax credits and unused tax losses can be utilised.

The carrying amount of a deferred tax asset shall be reviewed at the end of each reporting date and reduced to the extent that it is no longer probable that sufficient taxable profit will be available to allow all or part of the deferred income tax asset to be utilised.

Deferred tax assets and liabilities are measured using the tax rates and tax laws that have been enacted or substantively enacted by the end of the reporting period and are expected to apply when the related deferred tax asset is realised or the deferred tax liability is settled.

Deferred tax assets and liabilities are off set when there is a legally enforceable right to off set current tax assets and liabilities and when the deferred tax balances relate to the same taxation authority.

### 3.20 Provisions and Contingencies

Provisions are recognized, when there is a present legal or constructive obligation as a result of past events, where it is probable that there will be outflow of resources to settle the obligation and when a reliable estimate of the amount of the obligation can be made. Where a provision is measured using the cash flows estimated to settle the present obligation, its carrying amount is the present value of those cash flows. Where the effect is material, the provision is discounted to net present value using an appropriate current market-based pre-tax discount rate and the unwinding of the discount is included in finance costs.

Contingent liabilities are recognised only when there is a possible obligation arising from past events, due to occurrence or non-occurrence of one or more uncertain future events, not wholly within the control of the Company, or where any present obligation cannot be measured in terms of future outflow of resources, or where a reliable estimate of the obligation cannot be made. Obligations are assessed on an ongoing basis and only those having a largely probable outflow of resources are provided for.



## NOTES ON STANDALONE FINANCIAL STATEMENTS FOR THE YEAR ENDED MARCH 31, 2020

### 3.21 Earnings Per Share (EPS)

Basic EPS is computed by dividing the profit or loss attributable to the equity shareholders of the Company by the weighted average number of ordinary shares outstanding during the year. Diluted EPS is computed by adjusting the profit or loss attributable to the ordinary equity shareholders and the weighted average number of ordinary equity shares, for the effects of all dilutive potential ordinary shares.

### 4 Critical accounting judgements and key sources of estimation uncertainty

The preparation of the financial statements in conformity with the Ind AS requires management to make judgements, estimates and assumptions that affect the application of accounting policies and the reported amounts of assets, liabilities and disclosures as at date of the financial statements and the reported amounts of the revenues and expenses for the years presented. The estimates and associated assumptions are based on historical experience and other factors that are considered to be relevant. Actual results may differ from these estimates under different assumptions and conditions.

The estimates and underlying assumptions are reviewed on an ongoing basis. Revisions to accounting estimates are recognized in the period in which the estimate is revised if the revision affects only that period, or in the period of the revision and future periods if the revision affects both current and future periods.

#### 4.1 Critical Judgements

In the process of applying the Company's accounting policies, management has made the following judgements, which have the most significant effect on the amounts recognized in the financial statements:

#### 4.2 Discount rate used to determine the carrying amount of the Company's defined benefit obligation

In determining the appropriate discount rate for plans operated in India, the management considers the interest rates of government bonds in currencies consistent with the currencies of the post-employment benefit obligation.

#### 4.3 Contingencies and commitments

In the normal course of business, contingent liabilities may arise from litigations and other claims against the Company. Where the potential liabilities have a low probability of crystallizing or are very difficult to quantify reliably, we treat them as contingent liabilities. Such liabilities are disclosed in the notes but are not provided for in the financial statements. Although there can be no assurance regarding the final outcome of the legal proceedings, we do not expect them to have a materially adverse impact on our financial position or profitability.

#### 4.4 Key sources of estimation uncertainty

The key assumptions concerning the future, and other key sources of estimation uncertainty at the end of the reporting period, that have a significant risk of causing a material adjustment to the carrying amounts of assets and liabilities within the next financial year are discussed below:

#### 4.5 Useful lives of property, plant and equipment

As described in Note No. 3, the Company reviews the estimated useful lives and residual values of property, plant and equipment at the end of each reporting period. During the current financial year, the management determined that there were no changes to the useful lives and residual values of the property, plant and equipment.

#### 4.6 Allowances for doubtful debts

The Company makes allowances for doubtful debts based on an assessment of the recoverability of trade and other receivables. The identification of doubtful debts requires use of judgement and estimates. Where the expectation is different from the original estimate, such difference will impact the carrying value of the trade and other receivables and doubtful debts expenses in the period in which such estimate has been changed.

#### 4.7 Allowances for inventories

Management reviews the inventory age listing on a periodic basis. This review involves comparison of the carrying value of the aged inventory items with the respective net realizable value. The purpose is to ascertain whether an allowance is required to be made in the financial statements for any obsolete and slow-moving items. Management is satisfied that adequate allowance for obsolete and slow-moving inventories has been made in the financial statements.

#### 4.8 Liability for sales return

In making judgment for liability for sales return, the management considered the detailed criteria for the recognition of revenue from the sale of goods set out in Ind AS 18 and in particular, whether the Company had transferred to the buyer the significant risk and rewards of ownership of the goods. Following the detailed quantification of the Company's liability towards sales return, the management is satisfied that significant risk and rewards have been transferred and that recognition of the revenue in the current year is appropriate, in conjunction with the recognition of an appropriate liability for sales return.

Accruals for estimated product returns, which are based on historical experience of actual sales returns and adjustment on account of current market scenario is considered by Company to be reliable estimate of future sales returns.



## NOTES ON STANDALONE FINANCIAL STATEMENTS FOR THE YEAR ENDED MARCH 31, 2020

### Note 5: Property, plant and equipment

(Amount in ₹)

Cost or Deemed Cost	Property, Plant and Equipments										Total	Intangible Asset	Total	Right to Use of Asset *	Total
	Land - Freehold	Land - Leasehold	Building	Plant and Machinery	Office Equipments	Computers and Fixtures	Furniture and Fixtures	Vehicles	Total	Total					
<b>Balance as at April 1, 2018</b>	52,590,552	89,847,163	480,574,720	1,102,451,523	15,463,462	4,138,868	26,220,759	20,674,773	1,791,955,820	55,598,263	55,598,263	-	-		
Additions	-	-	98,060	86,872,045	2,878,550	1,015,376	1,632,904	5,715,928	98,212,863	-	-	-	-		
Disposals / Adjustments	-	-	-	-	-	-	-	784,505	784,505	-	-	-	-		
<b>Balance as at March 31, 2019</b>	52,590,552	89,847,163	480,669,780	1,189,323,568	18,342,012	5,154,244	27,853,663	25,603,196	1,889,384,178	55,598,263	55,598,263	-	-		
Additions	28,512,346	-	559,560	49,749,282	1,441,465	1,543,551	574,444	1,732,105	84,112,753	-	-	11,331,669	11,331,669		
Disposals / Adjustments	-	-	-	553,500	-	-	-	-	553,500	-	-	-	-		
<b>Balance as at March 31, 2020</b>	81,102,898	89,847,163	481,229,340	1,238,519,350	19,783,477	6,697,795	28,428,107	27,335,301	1,972,943,431	55,598,263	55,598,263	11,331,669	11,331,669		

Accumulated Depreciation/ Amortisation	Land - Freehold	Land - Leasehold	Building	Plant and Machinery	Office Equipments	Computers and Fixtures	Furniture and Fixtures	Vehicles	Total	Intangible Asset	Total	Right to Use of Asset *	Total
<b>Balance as at April 1, 2018</b>	-	209,484	27,627,927	106,251,000	7,700,759	1,937,196	6,800,500	5,120,948	155,647,814	54,703,408	54,703,408	-	-
Depreciation / Amortisation	-	3,669,746	14,196,533	56,746,333	2,788,664	845,936	3,446,552	2,717,108	84,410,872	275,340	275,340	-	-
Eliminated on Disposal of Assets	-	-	-	-	-	-	-	542,854	542,854	-	-	-	-
<b>Balance as at March 31, 2019</b>	-	3,879,230	41,824,460	162,997,333	10,489,423	2,783,132	10,247,052	7,295,202	239,515,832	54,978,748	54,978,748	-	-
Depreciation / Amortisation	-	995,993	14,231,686	61,412,929	2,048,058	1,016,326	3,553,243	3,641,775	86,900,010	275,340	275,340	4,506,495	4,506,495
Eliminated on Disposal of Assets	-	-	-	42,210	-	-	-	-	42,210	-	-	-	-
<b>Balance as at March 31, 2020</b>	-	4,875,223	56,056,146	224,368,052	12,537,481	3,799,458	13,800,295	10,936,977	326,373,632	55,254,088	55,254,088	4,506,495	4,506,495

Carrying Amount	Land - Freehold	Land - Leasehold	Building	Plant and Machinery	Office Equipments	Computers and Fixtures	Furniture and Fixtures	Vehicles	Total	Intangible Asset	Total	Right to Use of Asset *	Total
<b>Balance as at April 1, 2018</b>	52,590,552	89,637,679	452,943,793	996,200,523	7,762,703	2,201,672	19,420,259	15,550,825	1,636,308,006	894,855	894,855	-	-
Additions	-	-	98,060	86,872,045	2,878,550	1,015,376	1,632,904	5,715,928	98,212,863	-	-	-	-
Disposals / Adjustments	-	-	-	-	-	-	-	784,505	784,505	-	-	-	-
Depreciation / Amortisation	-	3,669,746	14,196,533	56,746,333	2,788,664	845,936	3,446,552	2,717,108	84,410,872	275,340	275,340	-	-
Eliminated on Disposal of Assets	-	-	-	-	-	-	-	542,854	542,854	-	-	-	-
<b>Balance as at March 31, 2019</b>	52,590,552	85,967,933	438,845,320	1,026,326,235	7,852,589	2,371,112	17,606,611	18,307,994	1,649,868,346	619,515	619,515	-	-
Additions	28,512,346	-	559,560	49,749,282	1,441,465	1,543,551	574,444	1,732,105	84,112,753	-	-	11,331,669	11,331,669
Disposals / Adjustments	-	-	-	553,500	-	-	-	-	553,500	-	-	-	-
Depreciation / Amortisation	-	995,993	14,231,686	61,412,929	2,048,058	1,016,326	3,553,243	3,641,775	86,900,010	275,340	275,340	4,506,495	4,506,495
Eliminated on Disposal of Assets	-	-	-	42,210	-	-	-	-	42,210	-	-	-	-
<b>Balance as at March 31, 2020</b>	81,102,898	84,971,940	425,173,194	1,014,151,298	7,245,996	2,898,337	14,627,812	16,398,324	1,646,569,799	344,175	344,175	6,825,174	6,825,174

\*Right to use of asset - refer Note No. 37

## NOTES ON STANDALONE FINANCIAL STATEMENTS FOR THE YEAR ENDED MARCH 31, 2020

### Note 6: Capital Work-in-Progress

(Amount in ₹)

Particulars	March 31, 2020	March 31, 2019
Capital Work-in-Progress	180,665,530	19,176,417
	<b>180,665,530</b>	<b>19,176,417</b>

### Note 7: Investments

Particulars	Face Value	March 31, 2020		March 31, 2019	
		No. of shares	Amount	No. of shares	Amount
<b>Non - Current</b>					
Unquoted (Fully paid)					
Investment measured at cost					
<b>Investment in Subsidiary Companies</b>					
Ihsedu Agrochem Private Limited	10	5,500,000	55,000,000	5,500,000	55,000,000
Ihsedu Coreagri Services Private Limited	10	50,000	500,000	50,000	500,000
Ihsedu Itoh Green Chemicals Marketing Private Limited	10	750,000	7,500,000	750,000	7,500,000
			<b>63,000,000</b>		<b>63,000,000</b>
<b>Investment in Joint Venture</b>					
Vithal Castor Polyols Private Limited	5	18,000,000	90,000,000	18,000,000	90,000,000
			<b>90,000,000</b>		<b>90,000,000</b>
<b>Others</b>					
Investment in equity instrument at fair value through Other Comprehensive income					
Enviro Infrastructure Company Limited	10	75,000	750,000	75,000	5,930,816
Ahmedabad Commodity Exchange Limited	10	121,600	1,153,000	121,600	177,496
Bombay Commodity Exchange Limited	10	500	5,000	500	198,181
Narmada Clean Tech Limited	10	36,000	360,000	36,000	744,609
Less : Provision for Diminution in the Value			(1,153,000)		-
			<b>1,115,000</b>		<b>7,051,102</b>
<b>Total Unquoted Investments</b>			<b>154,115,000</b>		<b>160,051,102</b>

### Note 8: Loans

Particulars	March 31, 2020	March 31, 2019
(Unsecured, Considered Good)		
<b>Non - Current</b>		
Loan to Employees	741,928	814,705
	<b>741,928</b>	<b>814,705</b>
<b>Current</b>		
Loan to Employees	393,303	664,748
	<b>393,303</b>	<b>664,748</b>





## NOTES ON STANDALONE FINANCIAL STATEMENTS FOR THE YEAR ENDED MARCH 31, 2020

### Note 9: Other financial assets

(Amount in ₹)

Particulars	March 31, 2020	March 31, 2019
<b>Non - Current</b>		
Security Deposits (Unsecured, Considered Good)	19,125,445	17,164,967
Earmarked balances with Bank for Unclaimed Dividend	3,339,086	3,171,786
Fixed Deposit with Banks	5,675,797	5,650,424
	<b>28,140,328</b>	<b>25,987,177</b>
<b>Current</b>		
Accrued Interest on Fixed Deposit	53,579	51,866
Mark to Market Gain on Forward Contracts	-	59,416,209
	<b>53,579</b>	<b>59,468,075</b>

**Note 9.1:** Fixed Deposit of ₹5,675,797 (PY ₹5,650,424) under lien with banks for bank guarantee issued to creditors.

### Note 10: Other assets

Particulars	March 31, 2020	March 31, 2019
<b>Non - Current</b>		
Capital Advances (Unsecured, Considered Good)	6,808,808	32,349,500
Security Deposits (Unsecured, Considered Good)	-	162,443
Prepaid Expense	42,678	2,378,858
VAT and Other Taxes Recoverable	16,791,847	16,791,847
<b>(Unsecured Considered doubtful)</b>		
Capital Advances	2,544,000	2,544,000
Less: Provision for doubtful advances	(2,544,000)	(2,544,000)
	<b>23,643,333</b>	<b>51,682,648</b>
<b>Current</b>		
(Unsecured, Considered Good)		
<b>Advances other than Capital Advance</b>		
Advance to Suppliers	40,618,403	95,788,569
Advance to Others	-	8,003
Security Deposits	1,649,126	1,863,187
<b>Others</b>		
Export Benefits Receivable	31,304,942	30,603,292
GST, VAT and Other Taxes Recoverable	97,279,480	168,973,112
Prepaid Expenses	4,391,627	1,066,997
	<b>175,243,577</b>	<b>298,303,160</b>

### Note 11: Current tax assets (net)

Particulars	March 31, 2020	March 31, 2019
Current tax asset (net)	84,377,040	1,395,626
	<b>84,377,040</b>	<b>1,395,626</b>

### Note 12: Inventories

Particulars	March 31, 2020	March 31, 2019
Raw Materials	406,044,598	1,876,170,100
Chemicals	35,369,922	47,847,999
Work in Process	56,927,749	30,903,603
Finished Goods	367,203,467	552,432,334
Packing Material	13,940,609	15,926,426
Stores and Spares	26,548,951	22,416,876
	<b>906,035,296</b>	<b>2,545,697,338</b>

## NOTES ON STANDALONE FINANCIAL STATEMENTS FOR THE YEAR ENDED MARCH 31, 2020

Note 13: Trade Receivables (Amount in ₹)

Particulars	March 31, 2020	March 31, 2019
(Unsecured, Considered Good)		
Trade Receivables	902,517,190	646,654,734
	<b>902,517,190</b>	<b>646,654,734</b>

Note 14: Cash and Cash Equivalents

Particulars	March 31, 2020	March 31, 2019
Cash and Cash Equivalents		
Balance with Banks		
in Current Accounts	59,671,067	28,501,655
Cash on hand	296,146	133,509
	<b>59,967,213</b>	<b>28,635,164</b>

Note 15: Equity Share Capital

(a) Authorized/Issued/Subscribed and Paid Up

Particulars	March 31, 2020	March 31, 2019
Authorized		
79,000,000 Equity Shares of ₹5/- each	395,000,000	395,000,000
6,000,000 Redeemable Preference Shares of ₹5/- each	30,000,000	30,000,000
	<b>425,000,000</b>	<b>425,000,000</b>
Issued, Subscribed and Paid up		
30,000,000 (P.Y. 30,000,000)	150,000,000	150,000,000
Equity Shares of ₹5/- each fully paid up		
	<b>150,000,000</b>	<b>150,000,000</b>

(b) Reconciliation of outstanding number of shares

Particulars	No. of Shares held	Amount
Shares outstanding at the March 31, 2019	30,000,000	150,000,000
Movements	-	-
Shares outstanding at the March 31, 2020	<b>30,000,000</b>	<b>150,000,000</b>

The Company has issued and allotted 1,50,00,000 equity shares to the eligible holders of equity shares on the record date (i.e. August 2, 2017) as bonus equity shares by capitalizing reserves on August 3, 2017.

(c) Details of shareholders holding more than 5 % shares

Name of Shareholders	No. of Shares held	% of Holding
Jayant Finvest Limited		
As at March 31, 2019	17,679,700	58.93%
As at March 31, 2020	<b>18,164,000</b>	<b>60.55%</b>

(d) Rights, preferences and restrictions attached to equity shares: The company has one class of equity shares having a face value of ₹5/- each per share. Each shareholder is eligible for one vote per share held. The dividend proposed by the Board of Directors is subject to the approval of the shareholders in the ensuing Annual General Meeting, except in case of interim dividend. In the event of liquidation, the equity shareholders are eligible to receive the remaining assets of the Company after distribution of all preferential amounts, in proportion to their shareholding.

(e) Equity Shares held by holding company

Particulars	No. of Shares held	Amount
Jayant Finvest Limited		
As at March 31, 2019	17,679,700	88,398,500
As at March 31, 2020	<b>18,164,000</b>	<b>90,820,000</b>



## NOTES ON STANDALONE FINANCIAL STATEMENTS FOR THE YEAR ENDED MARCH 31, 2020

### Note 16: Other Equity

(Amount in ₹)

Particulars	March 31, 2020	March 31, 2019
Capital Reserves (refer Note 16.1 below)	62,925,000	62,925,000
Securities Premium Account (refer Note 16.2 below)	183,588,000	183,588,000
General Reserve (refer Note 16.3 below)	301,079,382	301,079,382
<b>Surplus</b>		
Balance as at the beginning of the year	2,435,046,806	2,006,137,516
Add: Net Profit/(Loss) for the current year	(256,591,148)	475,044,990
Less: Final Dividend	60,000,000	40,500,000
Dividend Distribution Tax	12,333,176	5,635,700
Balance at the end of the year	<b>2,106,122,482</b>	<b>2,435,046,806</b>
<b>Reserve for Other Comprehensive Income</b>		
Balance as at the beginning of the year	34,241,553	(1,248,281)
Add/(Less): During the year	(96,635,155)	35,489,834
Balance at the end of the year	<b>(62,393,603)</b>	<b>34,241,553</b>
	<b>2,591,321,262</b>	<b>3,016,880,741</b>

**Note 16.1:** Capital Reserve was partially created in FY 2009-10 for forfeiture of Share warrants and partially in FY 2011-12 on account of amalgamation of a Company.

**Note 16.2:** Amount received on issue of shares in excess of the par value has been classified as security premium account.

**Note 16.3:** General Reserve is created from time to time by way of transfer of profits from retained earnings for appropriation purpose. General Reserve is created by transfer of one component of equity to another and hence not an item of Other Comprehensive Income.

### Note 17: Borrowings

Particulars	March 31, 2020	March 31, 2019
<b>Secured</b>		
<b>Non-Current</b>		
<b>Term Loans</b>		
From Banks (refer Note 17.1 below)	79,990,230	63,514,415
From Companies (refer Note 17.1 below)	-	782,516
	<b>79,990,230</b>	<b>64,296,931</b>
<b>Current</b>		
<b>Working Capital Loans</b>		
From Banks (refer Note 17.2 below)	731,960,537	1,444,081,175
	<b>731,960,537</b>	<b>1,444,081,175</b>

### Note 17.1: Terms of repayment of Long Term Secured Loans

March 31, 2020

Particulars	Nature of Security	Terms of repayment
Secured Term Loan from Bank	Loan is secured against mortgage of office premises.	Repayable in 48 monthly installment starting from 7 <sup>th</sup> August, 2019. Last installment due in July 2024. Rate of interest 9.55% p.a. as at year end.
Secured Term Loan from Bank	Loan is secured against mortgage of office premises.	Repayable in 60 monthly installment starting from 7 <sup>th</sup> July, 2017. Last installment due in July 2021. Rate of interest 9.60% p.a. as at year end.
Secured Vehicle Loan from Companies	The Loan is secured against hypothecation of Vehicles acquired out of the sanctioned loan amount.	Repayable in 59 monthly installment starting from 1 <sup>st</sup> May, 2016. Last installment due in March 2021. Rate of interest 10.24% p.a. as at year end.

## NOTES ON STANDALONE FINANCIAL STATEMENTS FOR THE YEAR ENDED MARCH 31, 2020

March 31, 2019

Particulars	Nature of Security	Terms of repayment
Secured Term Loan from Bank	Loan is secured against mortgage of office premises.	Repayable in 48 monthly installment starting from 7 <sup>th</sup> July, 2017. Last installment due in July 2021. Rate of interest 9.15% p.a. as at year end.
Secured Vehicle Loan from Companies	The Loan is secured against hypothecation of Vehicles acquired out of the sanctioned loan amount.	Repayable in 59 monthly installment starting from 1 <sup>st</sup> May, 2016. Last installment due in March 2021. Rate of interest 10.24% p.a. as at year end.

**Note 17.2:** Working capital loan are secured in consortium by joint deed of hypothecation, pari passu basis on raw material, work in process, finished goods, spares and receivables and personal guarantee of the directors. Further, collaterally secured by equitable mortgage of all present and future immovable properties comprising inter alia machinery, equipment, plant and spares.

**Note 18: Deferred Tax**

(Amount in ₹)

Particulars	March 31, 2020	March 31, 2019
<b>Deferred Tax Liability</b>		
Difference of net block claimed as per Income Tax Act over net block as per the books of accounts	224,039,462	306,669,229
Difference on account of fair valuation of financial instruments	-	390,784
Remeasurement benefit of the defined benefit plans through P&L	-	6,911,243
	(a) <b>224,039,462</b>	<b>313,971,256</b>
<b>Deferred Tax Assets</b>		
Expenses allowable on actual payment basis	10,878,383	11,969,918
Difference on account of Fair Valuation of Financial Instruments	320	463,515
Remeasurement benefit of the defined benefit plans through OCI	3,258,441	9,401,553
Loss for the year	105,374,144	-
	(b) <b>119,511,288</b>	<b>21,834,986</b>
<b>Deferred Tax Liability (Net)</b>	<b>Total (a-b) 104,528,174</b>	<b>292,136,270</b>

**Note 19: Trade Payables**

Particulars	March 31, 2020	March 31, 2019
Total Outstanding Dues of Micro Enterprises and Small Enterprises (refer Note No. 38)	53,922,610	57,024,161
Total Outstanding Dues of Creditors other than Micro Enterprises and Small Enterprises	143,934,379	291,727,586
	<b>197,856,989</b>	<b>348,751,747</b>

**Note 20: Other Financial Liabilities**

Particulars	March 31, 2020	March 31, 2019
<b>Current</b>		
Current Maturities on Long-Term Debt	66,517,356	46,187,576
Interest Accrued but not Due on Borrowings	4,794,805	9,521,496
Unclaimed Dividend	3,339,086	3,171,786
Creditors for Capital Goods	9,602,276	4,026,396
Forward Contract Payable	83,302,740	-
Provision for Contractual Loss	30,579,746	-
Security Deposit	971,333	861,333
Bank Account Overdrawn	-	25,983,403
Other Payable	35,911,289	26,692,117
	<b>235,018,631</b>	<b>116,444,107</b>



## NOTES ON STANDALONE FINANCIAL STATEMENTS FOR THE YEAR ENDED MARCH 31, 2020

### Note 21: Provisions

(Amount in ₹)

Particulars	March 31, 2020	March 31, 2019
<b>Non-Current</b>		
Provision for Employee Benefits		
Gratuity	6,480,972	518,744
Compensated Absences	28,331,181	21,524,540
	<b>34,812,153</b>	<b>22,043,284</b>
<b>Current</b>		
Provision for Employee Benefits		
Bonus	10,904,315	9,373,555
Gratuity	7,132,303	7,126,574
Compensated Absences	3,316,601	2,837,734
	<b>21,353,219</b>	<b>19,337,863</b>

### Note 22: Other Liabilities

Particulars	March 31, 2020	March 31, 2019
Advances from Customers	9,128,716	6,847,726
Statutory Dues	6,453,592	8,198,911
	<b>15,582,308</b>	<b>15,046,637</b>

### Note 23: Revenue from Operations

Particulars	March 31, 2020	March 31, 2019
<b>Sale of Products</b>	<b>8,202,511,394</b>	<b>7,877,398,002</b>
Power Generation Income	23,947,316	15,837,651
<b>Other Operating Income</b>		
Export Benefits	152,128,619	158,322,031
Service Income	98,125	199,840
Gain/(Loss) on Foreign Exchange Fluctuation	89,111,762	(58,586,581)
	<b>8,467,797,216</b>	<b>7,993,170,942</b>

### Note 24: Other Income

Particulars	March 31, 2020	March 31, 2019
<b>Interest Income</b>		
Interest Income on Bank Deposit Carried at Amortised Cost	375,251	387,665
Interest Income on Security Deposit carried at Fair Value	1,210,546	1,107,378
Interest Income on Loan to employee carried at Fair Value	133,955	137,321
Interest Income on Others	40,499	26,151,940
<b>Dividend Income</b>		
Dividend received from Subsidiary Company	-	13,082,154
<b>Other Non-Operating Income</b>		
Insurance Claim Received	4,815,784	1,006,165
Rent Received	14,400,000	3,600,000
Miscellaneous Income	3,514,740	555,955
<b>Other Gains and Losses</b>		
Gain on Sale of Fixed Assets	42,210	228,349
	<b>24,532,985</b>	<b>46,256,928</b>

FINANCIAL STATEMENTS (STANDALONE)



## NOTES ON STANDALONE FINANCIAL STATEMENTS FOR THE YEAR ENDED MARCH 31, 2020

### Note 25: Cost of Materials Consumed

(Amount in ₹)

Particulars	March 31, 2020	March 31, 2019
<b>Raw Materials</b>		
Inventory at the beginning of the year	1,876,170,100	1,674,445,761
Add: Purchases	4,374,722,716	5,261,490,300
	6,250,892,816	6,935,936,061
Less: Inventory at the end of the year	(406,044,598)	(1,876,170,100)
Cost of Raw Materials consumed	<b>5,844,848,218</b>	<b>5,059,765,961</b>
<b>Chemicals</b>		
Inventory at the beginning of the year	45,722,817	46,697,608
Add: Purchases	614,156,871	750,880,133
	659,879,688	797,577,741
Less: Inventory at the end of the year	(32,275,605)	(45,722,817)
Cost of Chemicals consumed	<b>627,604,083</b>	<b>751,854,924</b>
<b>Primary Packing Materials</b>		
Inventory at the beginning of the year	13,234,129	7,441,601
Add: Purchases	55,880,735	59,251,874
	69,114,864	66,693,475
Less: Inventory at the end of the year	(11,242,549)	(13,234,129)
Cost of Primary Packing Material consumed	<b>57,872,315</b>	<b>53,459,346</b>
	<b>6,530,324,616</b>	<b>5,865,080,231</b>

### Note 26: Changes in Inventories of Finished Goods, Work-in-Process and Stock-in-Trade

Particulars	March 31, 2020	March 31, 2019
<b>Opening Stock</b>		
Work in Process	30,903,603	37,474,308
Finished Goods	552,432,334	332,795,846
	<b>583,335,937</b>	<b>370,270,154</b>
<b>Closing Stock</b>		
Work in Process	56,927,749	30,903,603
Finished Goods	367,203,467	552,432,334
	<b>424,131,216</b>	<b>583,335,937</b>
<b>(Increase) / Decrease in Stock</b>	<b>159,204,721</b>	<b>(213,065,783)</b>

### Note 27: Employee Benefits Expense

Particulars	March 31, 2020	March 31, 2019
Salaries and Incentives	267,574,811	231,797,439
Contributions to Provident Fund and Other Funds	24,187,334	24,030,584
Staff Welfare Expenses	9,172,684	10,857,555
	<b>300,934,829</b>	<b>266,685,578</b>

### Note 28: Finance Costs

Particulars	March 31, 2020	March 31, 2019
<b>Interest Expense on Borrowings</b>		
Interest Expense on Borrowings	123,757,964	122,645,799
Interest Expense - Others	2,401,131	323,227
Interest on lease liability	857,293	-
<b>Other Borrowing Cost</b>		
Processing Fees	8,715,352	6,843,000
	<b>135,731,740</b>	<b>129,812,026</b>



## NOTES ON STANDALONE FINANCIAL STATEMENTS FOR THE YEAR ENDED MARCH 31, 2020

### Note 29: Other Expenses

(Amount in ₹)

Particulars	March 31, 2020	March 31, 2019
Consumption of Stores and Spares	70,901,949	58,568,931
Consumption of Packing Materials	42,002,981	46,832,764
Power and Fuel	212,215,605	211,573,776
Rent, Rates and Taxes	11,395,942	18,580,989
Job Work Charges	124,022,457	103,973,835
Storage Charges	755,234	466,445
<b>Repairs &amp; Maintenance</b>		
Building	7,360,578	6,620,314
Machinery	60,595,371	49,035,545
Others	8,169,526	7,737,128
Insurance	3,922,532	4,205,645
Freight, Coolie and Cartage	237,072,416	268,233,812
Brokerage on Sales	19,351,458	16,699,193
Brokerage on Purchases	2,363,071	1,670,902
Research and Development Expenses	9,201,284	8,754,488
Loss on Foreign Exchange Fluctuation	26,379,822	3,954,435
Corporate Social Responsibility Expenses (Refer Note No. 45)	5,428,494	10,949,418
Provision for Doubtful Advances	-	2,544,000
Provision for Diminution in the Value of Investment	1,153,000	-
Other Operating Expenses	143,778,242	157,332,133
<b>Auditors Remuneration</b>		
Audit Fees	2,200,000	2,200,000
Other Matters	77,500	55,000
	<b>988,347,464</b>	<b>979,988,753</b>

FINANCIAL STATEMENTS (STANDALONE)

## NOTES ON STANDALONE FINANCIAL STATEMENTS FOR THE YEAR ENDED MARCH 31, 2020

### Note 30: Fair Value Measurement

#### Financial instruments by category

(Amount in ₹)

Particulars	March 31, 2020			March 31, 2019		
	FVTPL	FVOCI	Amortised cost	FVTPL	FVOCI	Amortised cost
<b>Financial assets</b>						
Investments						
- in Subsidiary	-	-	63,000,000	-	-	63,000,000
- in Joint Venture	-	-	90,000,000	-	-	90,000,000
- in Equity Instruments	-	1,115,000	-	-	7,051,102	-
Trade Receivables	-	-	902,517,190	-	-	646,654,734
Cash & Cash Equivalents	-	-	59,967,213	-	-	28,635,164
Loans	1,135,231	-	-	1,479,453	-	-
Other Financial Assets	16,595,125	-	11,598,782	33,519,370	40,117,587	11,818,295
<b>Total financial assets</b>	<b>17,730,356</b>	<b>1,115,000</b>	<b>1,127,083,184</b>	<b>34,998,823</b>	<b>47,168,689</b>	<b>840,108,193</b>
<b>Financial liabilities</b>						
Borrowings	-	-	811,950,767	-	-	1,508,378,107
Trade Payables	-	(3,600,900)	201,457,889	-	-	348,751,747
Other financial liabilities	33,290,895	50,011,845	158,924,853	-	-	116,444,107
<b>Total financial liabilities</b>	<b>33,290,895</b>	<b>46,410,945</b>	<b>1,172,333,509</b>	<b>-</b>	<b>-</b>	<b>1,973,573,961</b>

#### (i) Fair value hierarchy

This section explains the judgements and estimates made in determining the fair values of the financial instruments that are measured at amortised cost and for which fair values are disclosed in the financial statements. To provide an indication about the reliability of the inputs used in determining fair value, the company has classified its financial instruments into the three levels prescribed under the accounting standard. An explanation of each level follows underneath the table.

Assets and liabilities for which fair values are disclosed as at March 31, 2020	Carrying Amount	Level 1	Level 2	Level 3	Total
<b>Financial assets</b>					
Investments					
- in Subsidiary	63,000,000	-	-	-	63,000,000
- in Joint Venture	90,000,000	-	-	-	90,000,000
- in Equity Instruments	-	-	-	1,115,000	1,115,000
Trade Receivables	902,517,190	-	-	-	902,517,190
Cash & Cash Equivalents	59,967,213	-	-	-	59,967,213
Loans	-	-	-	1,135,231	1,135,231
Other Financial Assets	11,598,782	-	-	16,595,125	28,193,907
<b>Total financial assets</b>	<b>1,127,083,184</b>	<b>-</b>	<b>-</b>	<b>18,845,356</b>	<b>1,145,928,540</b>
<b>Financial liabilities</b>					
Borrowings	811,950,767	-	-	-	811,950,767
Trade Payables	201,457,889	(3,600,900)	-	-	197,856,989
Other financial liabilities	158,924,853	83,302,740	-	-	242,227,593
<b>Total financial liabilities</b>	<b>1,172,333,509</b>	<b>79,701,840</b>	<b>-</b>	<b>-</b>	<b>1,252,035,349</b>

**Note:** These are for operation purposes and the Company expects its refund on exit. the Company estimates that the fair value of these investments are not materially different as compared to its cost.



## NOTES ON STANDALONE FINANCIAL STATEMENTS FOR THE YEAR ENDED MARCH 31, 2020

Note 30: Fair Value Measurement (Contd..)

(Amount in ₹)

Assets and liabilities for which fair values are disclosed as at March 31, 2019	Carrying Amount	Level 1	Level 2	Level 3	Total
<b>Financial assets</b>					
Investments					
- in Subsidiary	63,000,000	-	-	-	63,000,000
- in Joint Venture	90,000,000	-	-	-	90,000,000
- in Equity Instruments	-	-	-	7,051,102	7,051,102
Trade Receivables	646,654,734	-	-	-	646,654,734
Cash & Cash Equivalents	28,635,164	-	-	-	28,635,164
Loans	-	-	-	1,479,453	1,479,453
Other Financial Assets	11,818,295	73,636,957	-	-	85,455,252
<b>Total financial assets</b>	<b>840,108,193</b>	<b>73,636,957</b>	<b>-</b>	<b>8,530,555</b>	<b>922,275,705</b>
<b>Financial liabilities</b>					
Borrowings	1,508,378,107	-	-	-	1,508,378,107
Trade Payables	348,751,747	-	-	-	348,751,747
Other financial liabilities	116,444,107	-	-	-	116,444,107
<b>Total financial liabilities</b>	<b>1,973,573,961</b>	<b>-</b>	<b>-</b>	<b>-</b>	<b>1,973,573,961</b>

The financial instruments are categorised into three levels based on the inputs used to arrive at fair value measurements as described below:

**Level 1:** Quoted prices (unadjusted) in active markets for identical assets or liabilities.

**Level 2:** Inputs other than the quoted prices included within Level 1 that are observable for the assets or liability, either directly or indirectly; and

**Level 3:** Inputs based on unobservable market data.

### (ii) Valuation Methodology

All financial instruments are initially recognised and subsequently re-measured at fair value as described below:  
The fair value of investment in Government Securities is measured at quoted price.

The fair value of Forward Foreign Exchange contracts is determined using forward exchange rates at the balance sheet date.

Commodity derivative contracts are valued using available information in markets and quotations from exchange.

The fair value of level 3 instruments is valued using inputs based on information about market participants assumptions and other data that are available.

The fair value of the remaining financial instruments is determined using discounted cash flow analysis.

All foreign currency denominated assets and liabilities are translated using exchange rate at reporting date.

## NOTES ON STANDALONE FINANCIAL STATEMENTS FOR THE YEAR ENDED MARCH 31, 2020

### Note 31: Financial risk management

The Company's business activities expose it to a variety of financial risks, namely liquidity risk, market risks and credit risk. The Company has the overall responsibility for the establishment and oversight of the Company's risk management framework. The Company's risk management policies are established to identify and analyse the risks faced by the Company, to set appropriate risk limits and controls and to monitor risks and adherence to limits. Risk management policies and systems are reviewed regularly to reflect changes in market conditions and the Company's activities.

The Risk Management policy of the Company provides assurance that the Company's financial risk activities are governed by appropriate policies and procedures and that financial risks are identified, measured and managed in accordance with the Company's policies and risk objectives. The Finance department activities are designed to:

- protect the Company's financial results and position from financial risks;
- maintain market risks within acceptable parameters, while optimising returns; and
- protect the Company's financial investments, while maximising returns.

### Liquidity Risk

#### Maturities of financial liabilities

The following table shows the maturity analysis of the Company's financial liabilities based on contractually agreed undiscounted cash flows as at the Balance sheet date:

(Amount in ₹)				
March 31, 2020	Less than 1 year	1-3 Years	3-5 Years	Total
Borrowings	798,477,893	51,081,942	28,908,288	878,468,123
Trade payables	197,856,989	-	-	197,856,989
Other liabilities	173,138,064	2,572,173	-	175,710,237
March 31, 2019	Less than 1 year	1-3 Years	3-5 Years	Total
Borrowings	1,490,268,752	64,296,931	-	1,554,565,683
Trade payables	348,751,747	-	-	348,751,747
Other liabilities	70,256,531	-	-	70,256,531

### A) Management of market risk

#### Interest Risk

Company's borrowing is in the form of working capital loans which are linked to MCLR of the lending banks. Any change in the MCLR can have a positive or negative impact on the companies profit to the extent the benefit or cost is not absorbed in the selling price of the products.

#### Interest Rate Sensitivity Analysis

A change of 1% in interest rates would have following Impact on profit before tax

Particulars	March 31, 2020	March 31, 2019
1% increase would decrease the profit before tax by	1,237,580	1,226,458
1% decrease would Increase the profit before tax by	(1,237,580)	(1,226,458)

#### Commodity Risk

The prices of agricultural commodities are subject to wide fluctuations due to unpredictable factors such as weather, government policies, change in global demand and farmers sowing pattern.

The castor seed crop is shallow in nature and much smaller crop in size, therefore there is an inherent risk associated with the wide fluctuation in castor seed prices, the main raw material of the company.

The company has in place Risk Management Policy which is reviewed from time to time to cap the potential losses arising from such risks. In accordance with the risk management policy, the Company enters into various transactions using futures and other over the counter instruments available to hedge its commodity exposure.





## NOTES ON STANDALONE FINANCIAL STATEMENTS FOR THE YEAR ENDED MARCH 31, 2020

### Note 31: Financial risk management (cond..)

#### B) Management of credit risk

Credit risk is the risk of financial loss to the Company if a customer or counter-party fails to meet its contractual obligations. The Company is exposed to credit risk from loans and deposits with banks and others, as well as credit exposure to customers.

##### Trade receivable

Credit risks related to receivables resulting from the sale of inventory property is managed by screening the customer profile and also by sales to high credit rating counterparties therefore, substantially eliminating the Company's credit risk in this respect.

##### Other financial assets

Credit risk from balances with banks and financial institutions is managed in accordance with the Company's policy. Investments of surplus funds are made only with approved counterparties and within credit limits assigned to each counterparties. Counterparty credit limits are reviewed on periodic basis, and updated the same as and when required as per the credit profile of the customer. The limits are set to minimise the concentration of risks and therefore mitigate financial loss through potential counterparty failure.

#### C) Foreign Currency Risk management

The Company undertakes transactions denominated in foreign currencies; consequently, exposures to exchange rate fluctuations arise. Exchange rate exposures are managed within approved policy parameters utilising forward foreign exchange contracts.

The carrying amounts of the Company's foreign currency dominated monetary assets and monetary liabilities at the end of the reporting period are as follows:

Particulars	Liabilities (Foreign Currency)		Assets (Foreign Currency)	
	March 31, 2020	March 31, 2019	March 31, 2020	March 31, 2019
In US Dollars (USD)	190,188	177,658	9,308,724	7,653,736
In Euro (EUR)	2,750	-	-	121,719
In JPY (JPY)	-	251,100	-	-

Particulars	Liabilities (Amount in ₹)		Assets (Amount in ₹)	
	March 31, 2020	March 31, 2019	March 31, 2020	March 31, 2019
In US Dollars (USD)	14,461,870	12,363,216	704,339,211	529,294,087
In Euro (EUR)	232,403	-	-	9,251,823
In JPY (JPY)	-	159,047	-	-

#### Foreign Currency Sensitivity Analysis

The Company is mainly exposed to the currency : USD, EUR, JPY.

The following table details the Company's sensitivity to a 5% increase and decrease in the INR against the relevant foreign currencies. 5% is the sensitivity rate used when reporting foreign currency risk internally to key managerial personnel and represents management's assessment of the reasonably possible change in foreign exchange rates. This is mainly attributable to the exposure outstanding on receivables and payables in the Company at the end of the reporting period. The sensitivity analysis includes only outstanding foreign currency denominated monetary items and adjusts their translation at the period end for a 5% change in foreign currency rate. A positive number below indicates an increase in the profit or equity where the INR strengthens 5% against the relevant currency. For a 5% weakening of the INR against the relevant currency, there would be a comparable impact on the profit or equity, and the balances below would be negative.

Particulars	Impact on profit or loss and total equity		(Amount in ₹)	
			Foreign Currency Impact	
			March 31, 2020	March 31, 2019
Increase in exchange rate by 5%			34,482,247	26,301,182
Decrease in exchange rate by 5%			(34,482,247)	(26,301,182)

The Company, in accordance with its risk management policies and procedures, enters into foreign currency forward contracts to manage its exposure in foreign exchange rate variations. The counter party is generally a bank. These contracts are for a period between one day and four years. The above sensitivity does not include the impact of foreign currency forward contracts which largely mitigate the risk.

## NOTES ON STANDALONE FINANCIAL STATEMENTS FOR THE YEAR ENDED MARCH 31, 2020

### Note 31: Financial risk management (cond..)

#### Derivative Instruments:

The Company uses foreign currency forward contracts to hedge its risks associated with foreign currency fluctuations relating to accounts receivable, accounts payable and future sales order. The use of foreign currency forward contracts is governed by the Company's strategy approved by the Board of Directors, which provide principles on the use of such forward contracts consistent with the Company's Risk Management Policy. The Company does not use forward contracts for speculative purposes.

The following forward exchange contracts are outstanding as at balance sheet date :

Particulars	Payable			Receivable/Future Sales Order		
	No. of Contracts	Amount in ₹	Foreign Currency (USD) in million	No. of Contracts	Amount in ₹	Foreign Currency (USD) in million
March 31, 2020	-	-	-	105	1,678,099,194	23.05
March 31, 2019	-	-	-	135	2,165,820,454	30.04

The line item in the Balance Sheet that includes the above hedging instruments are "Other financial assets and Other financial liabilities."

#### D) Capital Management

The Company considers that capital includes net debt and equity attributable to the equity holders.

The primary objective of the Company's capital management is to ensure that it maintains a strong credit rating and healthy credit ratios in order to support its business and maximise shareholders value.

The Company manages its capital structure and makes adjustments to it, in light of changes in economic conditions. To maintain or adjust the capital structure, the Company may adjust the dividend payment to shareholders, return capital to shareholders or issue new shares.

No changes were made in the objectives, policies or processes for managing capital during the years ended March 31, 2020 and March 31, 2019.

The Company monitors capital using a gearing ratio which is total capital divided by Net debt. The Company includes within Net debt, interest bearing loans and borrowings, trade and other payables, less cash and cash equivalents excluding discontinued operations.

The gearing ratios were as follows:

Particulars	(Amount in ₹)	
	March 31, 2020	March 31, 2019
Net debt (net off cash and bank balances)	1,323,783,029	2,030,001,745
Cash and Marketable Securities	59,967,213	28,635,164
Net Debt (A)	1,263,815,817	2,001,366,581
Total Equity	2,741,321,262	3,166,880,741
Net debt to equity ratio	0.48	0.64



## NOTES ON STANDALONE FINANCIAL STATEMENTS FOR THE YEAR ENDED MARCH 31, 2020

### Note 32: Outstanding Forward Contracts

Forward Contracts of ₹1,678,099,194/- (USD 23.05 Million) (PY ₹2,165,820,454/- (USD 30.04 Million)) are outstanding as on March 31, 2020.

### Note 33: Contingent Liabilities

(Amount in ₹)

Particulars	March 31, 2020	March 31, 2019
Claims not acknowledged by the company		
Service Tax	10,346,716	16,739,623
Counter Guarantee given to banks		
Guarantees given on behalf of Subsidiary (refer Note 33.1 below)	3,940,000,000	3,940,000,000
Bank Guarantee issued to MGVC	21,000,000	23,100,000
Bank Guarantee issued to Supplier	2,427,750	3,003,750
Other Money for which the Company is Contingently Liable		
Liability in respect of Bills Discounted with Banks	3,145,828	44,312,901

Note 33.1: The borrowings of the subsidiary company are primarily secured against the fixed assets of the subsidiary in case of term loan and current assets in case of working capital loans. The company being the holding company has provided corporate guarantee over and above the security provided by the subsidiary.

### Note 34: Dividend

Particulars	March 31, 2020	March 31, 2019
Dividend on equity shares paid during the year		
Final dividend for the FY 2018-19 [₹2.00 (Previous year ₹1.35) per equity share of ₹5 each]	60,000,000	40,500,000
Dividend distribution tax on final dividend	12,333,176	5,635,700
	<b>72,333,176</b>	<b>46,135,700</b>

### Note 35: Expenditure on Research and Development

Particulars	March 31, 2020	March 31, 2019
Revenue Expenditure	30,127,290	26,410,320
Capital Expenditure other than Building	675,545	8,416,497
	<b>30,802,835</b>	<b>34,826,817</b>

### Note 36: Capital Commitment

Estimated amount of contracts remaining to be executed on Capital accounts amounted to ₹10,269,990/- (P.Y. ₹83,342,085/-).

### Note 37: Transitional Provision- Ind As 116 Leases

The Company has adopted IND AS 116 "Leases" with a date of initial application on 1 April 2019. As a result, the Company has changed its accounting policy for lease contracts.

The Company applied IND AS 116 using the modified retrospective approach and recognized lease liability equal to the present value of the remaining lease payments, discounted using the lessee's incremental borrowing rate at the date of initial application. Therefore, The Company has recognized right of use asset at an amount equal to the lease liability in the balance sheet before the date of initial application.

In the Statement of Profit and Loss for the current period, the nature of expenses in respect of operating leases are recognised as amortisation of right-of-use of assets and finance cost, as compared to lease rent in previous periods, and to this extent results for the current period are not comparable.

The Impact of adopting Ind AS-116 on the financial results for the year ended March 31, 2020 as follows:

Particulars	(Amount in ₹)		Increase/ (Decrease) in Profit
	March 31, 2020 (Erstwhile basis)	March 31, 2020 (As per Ind AS-116)	
Other Expenses	993,327,464	988,347,464	4,980,000
Depreciation and amortisation	87,175,350	91,681,845	(4,506,495)
Finance costs	134,874,447	135,731,740	(857,293)
Impact due to Ind AS-116	<b>1,215,377,261</b>	<b>1,215,761,049</b>	<b>(383,788)</b>

## NOTES ON STANDALONE FINANCIAL STATEMENTS FOR THE YEAR ENDED MARCH 31, 2020

### Note 37: Transitional Provision- Ind As 116 Leases (cond..)

#### Maturity analysis of lease liability

(Amount in ₹)

Particulars	March 31, 2020
Less than one year	46,36,789
One to three years	25,72,173
	<b>72,08,962</b>

### Note 38: Disclosure under the Micro, Small and Medium Enterprises Development Act (MSMED), 2006

Particulars	March 31, 2020	March 31, 2019
(i) Principal amount and the interest due thereon remaining unpaid to each supplier at the end of each accounting year (but within due date as per the MSMED Act)		
Principal amount due to micro and small enterprise	51,699,229	57,024,161
Interest due on above	2,223,381	-
(ii) Interest paid by the Company in terms of Section 16 of the Micro, Small and Medium Enterprises Development Act 2006, along-with the amount of the payment made to the supplier beyond the appointed day during the period	-	-
(iii) Interest due and payable for the period of delay in making payment (which have been paid but beyond the appointed day during the period) but without adding interest specified under the Micro, Small and Medium Enterprises Act, 2006	1,878,897	-
(iv) The amount of interest accrued and remaining unpaid at the end of each accounting year	344,484	-
(v) Interest remaining due and payable even in the succeeding years, until such date when the interest dues as above are actually paid to the small enterprises	2,223,381	-

Dues to Micro and Small Enterprises have been determined to the extent such parties have been identified on the basis of information collected by the Management. This has been relied upon by the auditors.

### Note 39: Earning Per Share

Particulars	March 31, 2020	March 31, 2019
<b>Weighted Average Number of Shares for Earning Per Share computation</b>		
For Basic Earning Per Share of ₹5/- each	30,000,000	30,000,000
For Diluted Earning Per Share of ₹5/- each	30,000,000	30,000,000
Net Profit/(Loss) Available for Equity Shareholders	(256,591,148)	475,044,990
<b>Earning Per Share (Weighted Average)</b>		
Basic Earnings Per Share ₹	(8.55)	15.83
Diluted Earnings Per Share ₹	(8.55)	15.83

### Note 40: Employee Benefit Obligation

The Company has recognised, in the Statement of Profit and Loss the following amount as contribution made under defined contribution plans.

(Amount in ₹)

Particulars	March 31, 2020	March 31, 2019
Provident Fund	16,179,325	14,553,770

### Gratuity:

The Company operates a gratuity plan covering qualifying employees. The benefit payable is the greater of the amount calculated as per the Payment of Gratuity Act or the Company scheme applicable to the employee. The benefit vests upon completion of the five years of continuous service and once vested is payable to employee on retirement or on termination of employment. The Company makes annual contribution to the gratuity scheme administered by the Life Insurance Corporation of India through its Gratuity Trust Fund.



## NOTES ON STANDALONE FINANCIAL STATEMENTS FOR THE YEAR ENDED MARCH 31, 2020

### Note 40: Employee Benefit Obligation (cond..)

#### Reconciliation of opening and closing balances of Present Value Obligation

(Amount in ₹)

Particulars	March 31, 2020	March 31, 2019
Present Value Obligation at beginning of the year	73,761,230	39,272,107
Interest Cost	5,650,110	2,962,359
Current Service Cost	6,693,453	2,836,866
Past Service Cost	-	7,949,517
Benefits Paid	(2,739,649)	(1,399,437)
Actuarial (Gain)/Loss	7,407,401	22,139,818
Present Value Obligation at the end of the year	90,772,545	73,761,230

#### Reconciliation of opening and closing balances of fair value of Plan Assets

Particulars	March 31, 2020	March 31, 2019
Fair Value of Plan Assets at beginning of year	66,634,656	57,337,177
Adjustment to Opening Fair Value of Plan Assets	-	111,746
Interest Income	5,397,462	-
Employer Contribution	7,866,801	10,585,170
Benefits Paid	(2,739,649)	(1,399,437)
Fair Value of Plan Assets at year end	77,159,270	66,634,656

#### Reconciliation of Net Defined Benefit Liability

Particulars	March 31, 2020	March 31, 2019
Net Opening provision in books of accounts	7,126,574	(18,065,070)
Adjustment to the fund	-	(111,746)
Employer Benefit Expenses	7,239,348	8,983,933
Amounts recognized in Other Comprehensive Income	7,114,154	26,904,627
	<b>21,480,076</b>	<b>17,711,744</b>
Benefits paid by company	-	-
Contributions to plan assets	(7,866,801)	(10,585,170)
Net asset/(liability) recognised in Balance Sheet	13,613,275	7,126,574

#### Expenses recognised during the year

Particulars	March 31, 2020	March 31, 2019
Current Service Cost	6,693,453	2,836,866
Interest Cost	545,895	(1,802,450)
Past Service Cost	-	7,949,517
Expenses recognised in the statement of Profit and Loss	7,239,348	8,983,933

#### Amounts to be recognised in Balance Sheet

Particulars	March 31, 2020	March 31, 2019
Present Value Obligation at the end of the year	90,772,545	73,761,230
Fair Value of Plan Assets at year end	77,159,270	66,634,656
Net Asset/(Liability) recognised in the Balance Sheet	(13,613,275)	(7,126,574)

#### Other Comprehensive Income (OCI)

Particulars	March 31, 2020	March 31, 2019
Actuarial (Gain)/Loss recognised for the year	7,407,401	22,139,818
Return on plan assets excluding net interest	(293,247)	4,764,809
Total actuarial (Gain)/Loss recognised in OCI	7,114,154	26,904,627



## NOTES ON STANDALONE FINANCIAL STATEMENTS FOR THE YEAR ENDED MARCH 31, 2020

### Note 40: Employee Benefit Obligation (cond..)

#### Assumptions and definitions:

Particulars	March 31, 2020	March 31, 2019
Discounting rate	6.50%	7.66%
Rate of increase in compensation level	7.00%	7.00%
Withdrawal rate	PS: 18 to 35: 3%	PS: 0 to 5: 15%
	PS: 36 to 50: 2%	PS: 5 to 10: 5%
	PS: 51 to 62: 1%	PS: 10 to 44: 0%

The estimates of rate of escalation in salary considered in actuarial valuation, take into account inflation, seniority, promotion and other relevant factors including supply and demand in the employment market. The above information is certified by the actuary.

The Expected Rate of Return on Plan Assets is determined considering several applicable factors, mainly the composition of Plan Assets held, assessed risks, historical results of return on Plan Assets and the Company's policy for Plan Assets Management.

#### Sensitivity Analysis

Significant Actuarial Assumptions for the determination of the defined benefit obligation are discount rate, expected salary increase and employee turnover. The sensitivity analysis below, have been determined based on reasonably possible changes of the assumptions occurring at end of the reporting period, while holding all other assumptions constant. The result of Sensitivity analysis is given below:

Particulars	(Amount in ₹)			
	March 31, 2020		March 31, 2019	
	Decrease	Increase	Decrease	Increase
Change in discounting rate (delta effect of +/- 1%)	100,953,207	82,200,801	81,339,196	67,336,461
Change in rate of salary increase (delta effect of +/- 1%)	82,204,826	100,755,890	67,314,723	81,232,013



## NOTES ON STANDALONE FINANCIAL STATEMENTS FOR THE YEAR ENDED MARCH 31, 2020

### Note 41: Related Party Disclosures

(As identified by the Management)

Related party disclosures as required by Indian Accounting Standard 24, "Related Parties Disclosures".

#### I. Related Parties and Nature of their Relationship

##### i. Ultimate Holding Entity

Udeshi Trust

##### ii Holding Company

Jayant Finvest Limited

iii. Subsidiary companies (where control exists)	Principal Place of Business	Percentage of Shareholding	
		March 31, 2020	March 31, 2019
Ihsedu Agrochem Private Limited	India	75.10%	75.10%
Ihsedu Coreagri Services Private Limited	India	100%	100%
Ihsedu Itoh Green Chemicals Marketing Private Limited	India	60%	60%

iv. Joint Venture	Principal Place of Business	Percentage of Shareholding	
		March 31, 2020	March 31, 2019
Vithal Castor Polyols Private Limited	India	50%	50%

##### v. Entities Controlled by Directors and Relatives

Enlite Chemical Industries Limited

Gokulmani Agricom Limited

Akhandanand Engineering & Trading Company

##### vi. Key Management Personnel

Mr. Abhay V. Udeshi	Chairman
Mr. Hemant V. Udeshi	Managing Director
Dr. Subhash V. Udeshi	Whole-time Director
Mr. Varun A. Udeshi	Whole-time Director
Mr. Vikram V. Udeshi	Chief Financial Officer
Mr. Dinesh M. Kapadia	Company Secretary

##### vii. Relative of Key Management Personnel

Mr. Sudhir V. Udeshi
Mr. Dhayvat H. Udeshi
Mr. Sandeep S. Udeshi
Mr. Mulraj G. Udeshi

## NOTES ON STANDALONE FINANCIAL STATEMENTS FOR THE YEAR ENDED MARCH 31, 2020

Note 41: Related Party Disclosures (cond..)

### II. Details of Transactions with Related Parties referred to in items above

(Amount in ₹)

Particulars	Holding company	Subsidiary company	Joint Venture	Controlled by Directors & Relatives	Key Management Personnel	Others/ Relatives
<b>Purchase of Goods</b>						
Ihsedu Agrochem Private Limited	- (-)	1,026,773,464 (1,923,156,723)	- (-)	- (-)	- (-)	- (-)
Vithal Castor Polyols Private Limited	- (-)	- (-)	80,760,318 (59,644,869)	- (-)	- (-)	- (-)
<b>Job Work Charges Paid</b>						
Ihsedu Agrochem Private Limited	- (-)	122,345,844 (101,554,934)	- (-)	- (-)	- (-)	- (-)
<b>Storage Charges Paid</b>						
Gokulmani Agricom Limited	- (-)	- (-)	- (-)	2,400,000 (2,400,000)	- (-)	- (-)
<b>Dividend Paid</b>						
Jayant Finvest Limited	35,359,400 (22,562,415)	- (-)	- (-)	- (-)	- (-)	- (-)
<b>Marketing Fees Paid</b>						
Ihsedu Itoh Green Chemicals Marketing Private Limited	- (-)	1,059,945 (1,330,894)	- (-)	- (-)	- (-)	- (-)
<b>Sale of Goods</b>						
Ihsedu Agrochem Private Limited	- (-)	354,931,624 (393,391)	- (-)	- (-)	- (-)	- (-)
Enlite Chemical Industries Limited	- (-)	- (-)	- (-)	1,668,542 (-)	- (-)	- (-)
Vithal Castor Polyols Private Limited	- (-)	- (-)	45,071,960 (32,265,948)	- (-)	- (-)	- (-)
<b>Remuneration</b>						
Managing Director	- (-)	- (-)	- (-)	- (-)	7,243,218 (6,852,422)	- (-)
Whole-time Director	- (-)	- (-)	- (-)	- (-)	26,119,388 (24,910,861)	- (-)
Key Management Personnel (other than directors)	- (-)	- (-)	- (-)	- (-)	11,306,973 (10,689,784)	- (-)
Relative of Key Management Personnel	- (-)	- (-)	- (-)	- (-)	- (-)	13,023,158 (9,064,964)
<b>Rent paid</b>						
Relative of Key Management Personnel	- (-)	- (-)	- (-)	- (-)	- (-)	420,000 (420,000)
Akhandanand Engineering & Trading Company	- (-)	- (-)	- (-)	6,336,000 (6,336,000)	- (-)	- (-)
<b>Dividend Received</b>						
Ihsedu Agrochem Private Limited	- (-)	- (13,082,154)	- (-)	- (-)	- (-)	- (-)
<b>Reimbursement of expenses (Received)</b>						
Ihsedu Agrochem Private Limited	- (-)	28,137,189 (24,136,134)	- (-)	- (-)	- (-)	- (-)
Ihsedu Itoh Green Chemicals Marketing Private Limited	- (-)	8,00,082 (796,679)	- (-)	- (-)	- (-)	- (-)
Vithal Castor Polyols Private Limited	- (-)	- (-)	1,79,951 (71,359)	- (-)	- (-)	- (-)



## NOTES ON STANDALONE FINANCIAL STATEMENTS FOR THE YEAR ENDED MARCH 31, 2020

Note 41: Related Party Disclosures (cond..)

### II. Details of Transactions with Related Parties referred to in items above

(Amount in ₹)

Particulars	Holding company	Subsidiary company	Joint Venture	Controlled by Directors & Relatives	Key Management Personnel	Others/ Relatives
<b>Rent (Received)</b>						
Ihsedu Agrochem Private Limited	- (-)	10,800,000 (-)	- (-)	- (-)	- (-)	- (-)
<b>Administrative Expenses (Received)</b>						
Vithal Castor Polyols Private Limited	- (-)	- (-)	3,600,000 (3,600,000)	- (-)	- (-)	- (-)
<b>Balance Outstanding at the Year End</b>						
<b>i) Trade Receivable</b>						
Enlite Chemical Industries Limited	- (-)	- (-)	- (-)	1,751,969 (-)	- (-)	- (-)
Vithal Castor Polyols Private Limited	- (-)	- (-)	- (-)	- (-)	- (-)	- (-)
<b>ii) Other Receivable</b>						
Ihsedu Itoh Green Chemicals Marketing Private Limited	- (-)	348,278 (-)	- (-)	- (-)	- (-)	- (-)
Vithal Castor Polyols Private Limited	- (-)	- (-)	7,297,709 (-)	- (-)	- (-)	- (-)
<b>iii) Trade Payable</b>						
Ihsedu Agrochem Private Limited	- (-)	3,412,967 (3,953,238)	- (-)	- (-)	- (-)	- (-)
Akhandanand Engineering & Trading Company	- (-)	- (-)	- (-)	4,715,291 (-)	- (-)	- (-)
Gokulmani Agricom Limited	- (-)	- (-)	- (-)	48,845 (-)	- (-)	- (-)
Vithal Castor Polyols Private Limited	- (-)	- (-)	- (1,524,370)	- (-)	- (-)	- (-)
<b>iv) Deposits</b>						
Akhandanand Engineering & Trading Company	- (-)	- (-)	- (-)	16,100,000 (16,100,000)	- (-)	- (-)

FINANCIAL STATEMENTS (STANDALONE)

**Note:** Figures in the bracket are in respect of the previous year.

#### Terms and conditions of transactions with related parties

- The sale and purchase from related parties are made on terms equivalent to those that prevail in arm's length transactions. Outstanding balances at the year end are unsecured and interest free and settlement occurs in cash and cash equivalents. For the year ended March 31, 2020 the company has not recorded any impairment of receivables relating to amounts owed by related parties. This assessment is undertaken each financial year through examining the financial position of the related party and the market in which the related party operates.
- The company has entered into job work agreement with the subsidiary company for crushing of castor seed on the terms equivalent at the arms length price.
- Compensation of Key Management Personnel

(Amount in ₹)

Particulars	March 31, 2020	March 31, 2019
Short - term employee benefit	44,669,580	42,453,067
Post employment gratuity and medical benefits	-	-
Other long term benefits	-	-
Termination benefits	-	-
Share based payment transaction	-	-
	<b>44,669,580</b>	<b>42,453,067</b>

## NOTES ON STANDALONE FINANCIAL STATEMENTS FOR THE YEAR ENDED MARCH 31, 2020

### Note 42: Foreign Currency Exposure

Particulars	Foreign Currency	March 31, 2020			March 31, 2019		
		Exchange Rate	Amount in Foreign Currency	Amount in ₹	Exchange Rate	Amount in Foreign Currency	Amount in ₹
<b>I. Assets</b>							
Receivables (trade & other)	USD	75.67	9,303,995	703,986,773	69.16	7,653,736	529,294,087
	EUR	-	-	-	76.01	121,719	9,251,823
Total Receivables (A)	USD	75.67	9,303,995	703,986,773	69.16	7,653,736	529,294,087
	EUR	-	-	-	76.01	121,719	9,251,823
Hedges by derivative contracts (B)	USD	75.67	9,303,995	703,986,773	69.16	7,653,736	529,294,087
	EUR	-	-	-	-	-	-
Unhedged receivables (C=A-B)	USD	-	-	-	-	-	-
	EUR	-	-	-	76.01	121,719	9,251,823
<b>II. Liabilities</b>							
Payables (trade & other)	USD	76.04	190,188	14,461,870	69.59	177,658	12,363,216
	EUR	84.51	2,750	232,403	-	-	-
	JPY	-	-	-	0.63	251,100	159,047
Total Payables (D)	USD	76.04	190,188	14,461,870	69.59	177,658	12,363,216
	EUR	84.51	2,750	232,403	-	-	-
	JPY	-	-	-	0.63	251,100	159,047
Hedges by derivative contracts (E)	-	-	-	-	-	-	-
Unhedged Payables (F=D-E)	USD	76.04	190,188	14,461,870	69.59	177,658	12,363,216
	EUR	84.51	2,750	232,403	-	-	-
	JPY	-	-	-	0.63	251,100	159,047
<b>III. Contingent Liabilities and Commitments</b>							
Contingent Liabilities		-	-	-	-	-	-
Commitments		-	-	-	-	-	-
Total (G)		-	-	-	-	-	-
Hedges by derivative contracts (H)		-	-	-	-	-	-
Unhedged Payables (I=G-H)		-	-	-	-	-	-
Total unhedged FC Exposures (J=C+F+I)	USD	76.04	190,188	14,461,870	69.59	177,658	12,363,216
	EUR	84.51	2,750	232,403	76.01	121,719	9,251,823
	JPY	-	-	-	0.63	251,100	159,047

### Note 43: Disclosure as per Regulation 53(F) of SEBI (Listing Obligation and Disclosure Requirements) Regulations

There was no loans and advances in the nature of loans given to subsidiaries, associates and firms or companies in which directors are interested.

### Note 44: Disclosure as per Section 186 of the Companies Act, 2013

- (i) There was no loans and advances in the nature of loans given to subsidiaries, associates and firms or companies in which directors are interested.
- (ii) The guarantees issued by the Company in accordance with Section 186 of the Companies Act, 2013 read with rules issued thereunder is given in the below table:

Name of the party	Relationship	(Amount in ₹)	
		March 31, 2020	March 31, 2019
Ihsedu Agrochem Private Limited	Subsidiary Company	3,940,000,000	3,940,000,000





## NOTES ON STANDALONE FINANCIAL STATEMENTS FOR THE YEAR ENDED MARCH 31, 2020

### Note 45: Corporate Social Responsibility Expenses

(Amount in ₹)

Particulars	March 31, 2020	March 31, 2019
Gross amount required to be spent by the Company during the year	13,440,532	10,745,000

### Amount spent during the year on-

Sr. No.	Particulars	Paid	Yet to be paid	Total
(i)	Construction/acquisition of asset	-	-	-
(ii)	On purpose other than (i) above			
	Rural Development & Promoting Education	5,428,494	-	5,428,494
		5,428,494	-	5,428,494
	Previous Year	10,949,418	-	10,949,418

### Note 46: Subscription to Share Warrant

During the year 2014-15, pursuant to Joint Venture Agreement, the company has subscribed to 36,000,000 share warrants of ₹5 each issued by Vithal Castor Polyols Pvt. Ltd. a joint venture of the company. These warrants entitles company to subscribe 36,000,000 equity shares of ₹5 each fully paid upon payment at any time after the period of 7 years but on or before 20 years from the date of issue of warrants made by the said associated enterprise.

### Note 47: Long Term Derivative Contracts

The Company does not have any long term contracts or derivatives contract, which require provision of any foreseeable losses.

### Note 48: Investor Education and Protection Fund

The Company has transferred the amount, required to be transferred, of ₹207,056/- (P.Y. ₹165,146/-) to Investor Education and Protection Fund.

### Note 49: Interest Income

Interest income include an amount of ₹ NIL/- (P.Y. ₹19,020,257/-) received from Department of Commercial Tax in Gujarat as interest on VAT refunds.

### Note 50: Segment Reporting

The company has identified Castor Oil based derivative business as its only primary reportable segment in accordance with the requirement of Ind AS 108, 'Operating Segments'. Accordingly, no separate segment information has been provided.

### Note 51: COVID-19 Pandemic Assessment

The COVID -19 pandemic has severely disrupted business operations due to lockdown and other emergency measure imposed by the government. The operations of the company were impacted due to shutdown of plants and offices following the nationwide lockdown. The company continues with its operations in a phased manner and in line with the directives issued from the authorities. The company has evaluated the impact of this pandemic:

- The impact on business operation was limited to the extent of disruption in production under lock down,
- With respect to the liquidity and financial position and based on management's review of the current indicators and economic conditions there is no material impact on its financial position as at March 31, 2020,
- The Company will continue to monitor any material changes to future economic conditions and take necessary steps to protect the interests of the Company.

### Note 52: Approval of Financial Statements

The financial statements are approved for issue by the Audit Committee at its meeting held on June 27, 2020 and by the Board of Directors on June 27, 2020.

### Note 53: Previous Year Figures

Previous year figures have been regrouped/reclassified wherever necessary to correspond with the current year's classification.

For Vatsaraj & Co.  
Chartered Accountants  
(Registration No: 111327W)

CA Dr. B. K. Vatsaraj  
(Partner)  
Membership No. 039894

Place: Mumbai  
Date: June 27, 2020

For and on behalf of the Board of Directors

Abhay V. Udeshi  
Chairman  
(DIN No. 00355598)

Vikram V. Udeshi  
Chief Financial Officer

Hemant V. Udeshi  
Managing Director  
(DIN No. 00529329)

Dinesh M. Kapadia  
Company Secretary

## INDEPENDENT AUDITOR'S REPORT

To the Members of Jayant Agro-Organics Limited  
Report on the Audit of the Consolidated Ind AS Financial Statements

### Opinion

We have audited the accompanying Consolidated Ind AS financial statements of **Jayant Agro-Organics Limited** ("hereinafter referred to as "the Holding Company") and its subsidiaries (the Holding Company and its subsidiaries together referred to as "the Group"), and its joint venture, which comprise the Consolidated Balance Sheet as at March 31, 2020, the Consolidated Statement of Profit and Loss (including other comprehensive Income), the Consolidated Cash Flow Statement and the Consolidated Statement of Changes in Equity for the year then ended, and a summary of the significant accounting policies and other explanatory information, (hereinafter referred to as "the Consolidated Ind AS financial statements").

In our opinion and to the best of our information and according to the explanations given to us and based on the consideration of reports of the other auditors on separate financial statements of the subsidiary and joint venture referred to below in the Other

Matters paragraph, the aforesaid consolidated Ind AS financial statements give the information required by the Companies Act 2013 (the Act) in the manner so required and give a true and fair view in conformity with the accounting principles generally accepted in India, of the consolidated state of affairs of the Group, and joint ventures as at March 31, 2020 and their consolidated loss, consolidated total comprehensive income, their consolidated cash flows and consolidated statement of changes in equity for the year ended on that date.

### Basis for Opinion

We conducted our audit in accordance with the Standards on Auditing (SAs) specified under section 143(10) of the Act. Our responsibilities under those Standards are further described in the Auditor's Responsibilities for the Audit of the Financial Statements section of our report. We are independent of the Company in accordance with the Code of Ethics issued by the Institute of Chartered Accountants of India, and we have fulfilled our other ethical responsibilities in accordance with the provision of the Act. We believe that the audit evidence we have obtained is sufficient and appropriate to provide a basis for our opinion.

### Key Audit Matters

Key audit matters are those matters that, in our professional judgment, were of most significance in our audit of the consolidated Ind AS financial statements of the current period. These matters were addressed in the context of our audit of the consolidated Ind AS financial statements as a whole, and in forming our opinion thereon, and we do not provide a separate opinion on these matters. We have determined the matters described below to be the key audit matters to be communicated in our report.

Key Audit matters	How our audit addressed the key audit matter
<p>1 <b>Revenue from sale of products:</b> The Company recognises revenues when controls of the goods are transferred to the customer at an amount that reflects the consideration to which the Company expects to be entitled in exchange for those goods. The terms of sales arrangements, including the timing of transfer of control, delivery specifications including incoterms in case of exports, create complexity and judgement in determining timing of sales revenues. The risk is, therefore, that revenue may not be recognised in the correct period in accordance with Ind AS 115. Accordingly, due to the risk associated with revenue recognition, it was determined to be a key audit matter in our audit of the consolidated Ind AS financial statements.</p>	<p><b>Principal Audit Procedures</b> Following procedures have been performed to address this key audit matter:</p> <ul style="list-style-type: none"> <li>▪ Considered the Company's revenue recognition policy and its compliance in terms of Ind AS 115 'Revenue from contracts with customers'.</li> <li>▪ Assessed the design and tested the operating effectiveness of internal controls related to revenue recognition.</li> <li>▪ Performed sample test of individual sales transaction and traced to sales invoices, sales orders and other related documents. Further, in respect of the samples tested, checked that the revenue has been recognised as per the incoterms / when the conditions for revenue recognitions are satisfied.</li> <li>▪ Selected sample of sales transactions made pre and post year end, agreed the period of revenue recognition to underlying documents.</li> <li>▪ Assessed the relevant disclosures made within the consolidated Ind AS financial statements.</li> </ul>



Key Audit matters	How our audit addressed the key audit matter
<p>2 <b>Financial Instruments – Hedge Accounting</b></p> <p>The company uses derivative financial instruments – forward contracts to hedge against foreign currency risks arising from their ordinary business activities. Management’s hedging policy is documented in corresponding internal guidelines and serves as the basis for these transactions. Currency risk arises primarily from sales and transactions denominated in foreign currencies. The means of limiting this risk is by entering into currency forwards.</p> <p>Derivatives are measured at fair value as of the balance sheet date. Insofar the financial instruments used by the Company are effective hedges of future cash flows in the context of hedging pursuant to the requirements of IND AS 109, the effective portion of the changes in fair value is recognized in other comprehensive income over the duration of the hedging relationships until the maturity of the hedged cash flows (cash flows hedges).</p> <p>These matters were of particular importance for our audit due to the high complexity and number of transactions.</p> <p>The Company’s disclosures on hedge accounting are contained in Note No 3.9 and Note No. 44</p>	<p><b>Principal Audit Procedures</b></p> <p>As a part of our audit, among other things we assessed the contractual and financial parameters and evaluated the accounting treatment, including the effects on equity and profit or loss, of the hedging relationships. We also evaluated the Company’s internal control system with regard to derivative financial instruments, including the internal activities to monitor compliance with the hedging policy. In addition, for the purpose of auditing the fair value measurement of financial instruments, we also assessed the methods of calculation employed on the basis of market data. In addition to evaluating the internal control system, we obtained bank confirmations for the hedging instruments in order to assess completeness. With regard to the expected cash flows and the assessment of the effectiveness of hedges, we essentially conducted a retrospective assessment of past hedging levels. In doing so, we were able to satisfy ourselves that the estimates and assumptions made by management were substantiated and sufficiently documented.</p>
<p><b>IT Systems and control over financial reporting</b></p> <p>We identified IT systems and controls over financial reporting as a key audit matter for the Company because its financial accounting and reporting systems are fundamentally reliant on IT systems and IT controls to process significant transaction volumes, specifically with respect to revenue and material consumption</p> <p>Automated accounting procedures and IT environment controls, which include IT governance, general IT controls over program development and changes, access to programs and data and IT operations, IT application controls are required to be designed and to operate effectively to ensure accurate financial reporting.</p>	<p><b>Principal Audit Procedures</b></p> <p>Our procedures included the following:</p> <ul style="list-style-type: none"> <li>▪ Assessment of the complexity of the environment through discussion with the head of IT.</li> <li>▪ Assessment of the design and evaluation of the operating effectiveness of general IT controls over program development and changes, access to programs and data and IT operations.</li> </ul> <p>Assessment of the design and evaluation of the operating effectiveness of IT application controls in the key processes impacting financial reporting of the Company.</p>

#### Information Other than the Consolidated Financial Statements and Auditor’s Report Thereon

The Company’s Board of Directors is responsible for the preparation of the other information. The other information comprises the information included in the Management Discussion and Analysis, Board’s Report including Annexures to Board’s Report, Corporate Governance and Shareholder’s Information, but does not include the consolidated financial statements and our auditor’s report thereon. Our opinion on the consolidated financial statements does not cover the other information and we do not express any form of assurance conclusion thereon. In connection with our audit of the consolidated financial statements, our responsibility is to read the other information and, in doing so, consider whether the other information is materially inconsistent with the consolidated financial statements or our knowledge obtained during the course of our audit or otherwise appears to be materially misstated. If, based on the work we have performed, we conclude that there is a material misstatement of this other information, we are required to report that fact. We have nothing to report in this regard.

#### Management’s Responsibility for the Consolidated Ind AS Financial Statements

The Holding Company’s Board of Directors is responsible for the preparation and presentation of these consolidated Ind AS financial statements in terms of the requirements of the Companies Act, 2013 (hereinafter referred to as “the Act”) that give a true and fair view of the consolidated financial position, consolidated financial performance including other comprehensive income, consolidated cash flows and consolidated statement of changes in equity of the Group including its joint ventures in accordance with the accounting principles generally accepted in India, including the Indian Accounting Standards (Ind AS) prescribed under section 133 of the Act.

The Holding Company Board of Directors, and the respective Board of Directors / management of the companies included in the Group, and joint venture companies covered under the Act are responsible for maintenance of adequate accounting records in accordance with the provisions of the Act for safeguarding the assets of the Group and joint venture and for preventing

and detecting frauds and other irregularities; the selection and application of appropriate accounting policies; making judgments and estimates that are reasonable and prudent; and the design, implementation and maintenance of adequate internal financial controls, that were operating effectively for ensuring the accuracy and completeness of the accounting records, relevant to the preparation and presentation of the consolidated Ind AS financial statements that give a true and fair view and are free from material misstatement, whether due to fraud or error, which have been used for the purpose of preparation of the consolidated Ind AS financial statements by the Directors of the Holding Company, as aforesaid.

In preparing the Consolidated financial statements, the respective Board of Directors of the Companies included in the Group and of its Joint Ventures are responsible for assessing the ability of the Group and its of its Joint Ventures to continue as a going concern, disclosing, as applicable, matters related to going concern and using the going concern basis of accounting unless management either intends to liquidate the Company or to cease operations, or has no realistic alternative but to do so.

The respective Board of Directors of the Companies included in the Group and of its Joint Venture are responsible for overseeing the company's financial reporting process of the Group and its Joint Ventures.

#### Auditor's Responsibilities for the Audit of the Consolidated Financial Statements

Our objectives are to obtain reasonable assurance about whether the Consolidated Ind AS financial statements as a whole are free from material misstatement, whether due to fraud or error, and to issue an auditor's report that includes our opinion. Reasonable assurance is a high level of assurance, but is not a guarantee that an audit conducted in accordance with SAs will always detect a material misstatement when it exists. Misstatements can arise from fraud or error and are considered material if, individually or in the aggregate, they could reasonably be expected to influence the economic decisions of users taken on the basis of these consolidated financial statements.

As part of an audit in accordance with SAs, we exercise professional judgment and maintain professional skepticism throughout the audit. We also:

- Identify and assess the risks of material misstatement of the consolidated financial statements, whether due to fraud or error, design and perform audit procedures responsive to those risks, and obtain audit evidence that is sufficient and appropriate to provide a basis for our opinion. The risk of not detecting a material misstatement resulting from fraud is higher than for one resulting from error, as fraud may involve collusion, forgery, intentional omissions, misrepresentations, or the override of internal control.
- Obtain an understanding of internal control relevant to the audit in order to design audit procedures that are appropriate in the circumstances. Under section 143(3)(i) of the Act, we are also responsible for expressing our opinion on whether the company has adequate internal financial controls system in place and the operating effectiveness of such controls.

- Evaluate the appropriateness of accounting policies used and the reasonableness of accounting estimates and related disclosures made by management.
- Conclude on the appropriateness of management's use of the going concern basis of accounting and, based on the audit evidence obtained, whether a material uncertainty exists related to events or conditions that may cast significant doubt on the ability of the Group and its joint venture to continue as a going concern. If we conclude that a material uncertainty exists, we are required to draw attention in our auditor's report to the related disclosures in the financial statements or, if such disclosures are inadequate, to modify our opinion. Our conclusions are based on the audit evidence obtained up to the date of our auditor's report. However, future events or conditions may cause the Group and its Joint Venture to cease to continue as a going concern.
- Evaluate the overall presentation, structure and content of the Consolidated financial statements, including the disclosures, and whether the consolidated financial statements represent the underlying transactions and events in a manner that achieves fair presentation.
- Obtain sufficient appropriate audit evidence regarding the financial information of the entities or the business activities with the Group and its Joint Venture to express an opinion on the consolidated financial statement. We are Responsible for the direction, supervision and performance of the audit of the financial statement of such entities included in the consolidated financial statement of which we are the independent auditor. For the other entities included in the financial statement, which have been audited by the other auditors, such other auditors remain responsible for the direction, supervision and performance of the audits carried out by them. We remain solely responsible for our audit opinion.

We communicate with those charged with governance of the company and such other entities included in the consolidated financial statements of which we are the independent auditors regarding, among other matters, the planned scope and timing of the audit and significant audit findings, including any significant deficiencies in internal control that we identify during our audit.

We also provide those charged with governance with a statement that we have complied with relevant ethical requirements regarding independence, and to communicate with them all relationships and other matters that may reasonably be thought to bear on our independence, and where applicable, related safeguards.

From the matters communicated with those charged with governance, we determine those matters that were of most significance in the audit of the consolidated financial statements of the current period and are therefore the key audit matters. We describe these matters in our auditor's report unless law or regulation precludes public disclosure about the matter or when, in extremely rare circumstances,



we determine that a matter should not be communicated in our report because the adverse consequences of doing so would reasonably be expected to outweigh the public interest benefits of such communication.

#### Other Matters

- 1) Due to the COVID-19 related lock-down, we were unable to participate in the physical verification of inventory that was carried out by the management subsequent to the year end. As informed to us that management has conducted physical verification of high value inventory. Consequently, we have performed alternate procedures to audit the existence of inventory as per the guidance provided in SA 501 "Audit Evidence – Specific Considerations for Selected Items" and have obtained sufficient appropriate audit evidence to issue our unmodified opinion on these Consolidated Financial Results.
- 2) We did not audit the financial results/statements and other financial information, in respect of 1 subsidiary whose financial information reflects total assets of ₹15.74 Lacs as at March 31, 2020, and total revenues of ₹0.88 lacs for the year ended on that date, total profit after tax (net) of ₹0.37 lacs for the year ended on that date and cash inflows of ₹0.56 lacs and financial results/statements of the joint venture which reflect Group's share of net profit of ₹49.57 lacs for the year ended on that date. These financial statements and other financial information have been audited by other auditors whose reports have been furnished to us by the management. Our opinion is not modified in respect of this matter.

#### Report on Other Legal and Regulatory Requirements

As required by Section 143(3) of the Act, based on our audit and on the consideration of reports of the other auditors on standalone/consolidated Ind AS financial statements, as applicable, and the other financial information of subsidiaries and joint venture as noted in the 'Other Matters' paragraph, we report to the extent applicable, that

- a) We have sought and obtained all the information and explanations which to the best of our knowledge and belief were necessary for the purposes of our audit of the aforesaid consolidated Ind AS financial statements;
- b) In our opinion, proper books of account as required by law relating to preparation of the aforesaid consolidated Ind AS financial statements have been kept so far as it appears from our examination of those books and the reports of the other auditors;
- c) The Consolidated Balance Sheet, the Consolidated Statement of Profit and Loss (including Other Comprehensive Income), the Consolidated Cash Flow Statement and Consolidated

Statement of Changes in Equity dealt with by this Report are in agreement with the books of account maintained for the purpose of preparation of the consolidated Ind AS financial statements;

- d) In our opinion, the aforesaid Consolidated Ind AS financial statements comply with the Indian Accounting Standards specified under Section 133 of the Act.
- e) On the basis of the written representations received from the directors of the Holding Company as on March 31, 2020 taken on record by the Board of Directors of the Holding Company, and the reports of the statutory auditors of its subsidiary companies, none of the directors of the Holding Company and its subsidiary companies is disqualified as on March 31, 2020 from being appointed as a director in terms of Section 164 (2) of the Act;
- f) With respect to the adequacy of the internal financial controls over financial reporting of the Holding Company and its subsidiaries incorporated in India and the operating effectiveness of such controls, refer to our separate report in "Annexure A"; and
- g) With respect to the other matters to be included in the Auditors' Report in accordance with Rule 11 of the Companies (Audit and Auditors) Rules, 2014, in our opinion and to the best of our knowledge and belief and according to the information and explanations given to us and based on the consideration of reports of the other auditors on separate Ind AS financial statements, as applicable, and also the other financial information of the subsidiaries and joint venture as noted in the 'Other Matters' paragraph:
  - i. The consolidated Ind AS financial statements disclose the impact of pending litigations on the consolidated financial position of the Group, and joint venture to the extent determinable/ascertainable.
  - ii. The Group does not have any long term contracts including derivatives contracts for which there were any material foreseeable losses.
  - iii. There has been no delay in transferring amount, required to be transferred to the Investor Education and Protection Fund.

For Vatsaraj & Co.

Chartered Accountants  
FRN: 111327W

CA Dr. B. K. Vatsaraj  
Partner

Place: Mumbai  
Date: 27<sup>th</sup> June 2020

Membership. No.: 039894  
UDIN: 20039894AAAAAM6726



## ANNEXURE A

### To Independent Auditors' Report on the Consolidated Ind as financial statement of Jayant Agro-Organics Limited

Referred to in paragraph 2(f) under "Report on Other Legal and Regulatory requirement" section of our report of even date

#### Report on the Internal Financial Controls under Clause (i) of Sub-section 3 of Section 143 of the Companies Act 2013.

1. We have audited the internal financial controls over financial reporting ("IFCOFR") of Jayant Agro-Organics Limited ("the Holding Company") and its subsidiaries and Joint Venture (collectively referred to as "the Group" which are companies incorporated in India) as of March 31, 2020 in conjunction with our audit of the Consolidated Ind AS financial statements of the Company for the year ended on that date.

#### Management's Responsibility for Internal Financial Controls

2. The respective Board of Directors of the Holding Company, its subsidiary companies and joint venture company which are companies incorporated in India, are responsible for establishing and maintaining internal financial controls based on the internal control over financial reporting criteria established by the Company considering the essential components of internal control stated in the Guidance Note on Audit of Internal Financial Controls over Financial Reporting (the "Guidance Note") issued by the Institute of Chartered Accountants of India (ICAI). These responsibilities include the design, implementation and maintenance of adequate internal financial controls that were operating effectively for ensuring the orderly and efficient conduct of its business, including adherence to the respective company's policies, the safeguarding of its assets, the prevention and detection of frauds and errors, the accuracy and completeness of the accounting records, and the timely preparation of reliable financial information, as required under the Companies Act, 2013.

#### Auditors' Responsibility

3. Our responsibility is to express an opinion on the Company's internal financial controls over financial reporting of the Holding Company, its subsidiary companies and its Joint Venture which are incorporated in India as aforesaid based on our audit. We conducted our audit in accordance with the Guidance Note and the Standards on Auditing, issued by ICAI and deemed to be prescribed under section 143(10) of the Act to the extent applicable to an audit of internal financial controls, both issued by the ICAI. Those Standards and the Guidance Note require that we comply with ethical requirements and plan and perform the audit to obtain reasonable assurance about whether adequate internal financial controls over financial reporting was established and maintained and if such controls operated effectively in all material respects.

4. Our audit involves performing procedures to obtain audit evidence about the adequacy of the internal financial controls system over financial reporting and their operating

effectiveness. Our audit of internal financial controls over financial reporting included obtaining an understanding of internal financial controls over financial reporting, assessing the risk that a material weakness exists, and testing and evaluating the design and operating effectiveness of internal control based on the assessed risk. The procedures selected depend on the auditor's judgment, including the assessment of the risks of material misstatement of the consolidated Ind AS financial statements, whether due to fraud or error.

5. We believe that the audit evidence we have obtained and the audit evidence obtained by the other auditors in terms of their reports referred to in the other Matters paragraph below, is sufficient and appropriate to provide a basis for our audit opinion on the Company's internal financial controls system over financial reporting of the Holding company and its subsidiary companies as aforesaid.

#### Meaning of Internal Financial Controls over Financial Reporting

6. A company's internal financial control over financial reporting is a process designed to provide reasonable assurance regarding the reliability of financial reporting and the preparation of consolidated Ind AS financial statements for external purposes in accordance with generally accepted accounting principles. A company's internal financial control over financial reporting includes those policies and procedures that

- i. Pertain to the maintenance of records that, in reasonable detail, accurately and fairly reflect the transactions and dispositions of the assets of the company;
- ii. Provide reasonable assurance that transactions are recorded as necessary to permit preparation of Consolidated Ind AS financial statements in accordance with generally accepted accounting principles, and that receipts and expenditures of the company are being made only in accordance with authorizations of management and directors of the company; and
- iii. Provide reasonable assurance regarding prevention or timely detection of unauthorized acquisition, use, or disposition of the company's assets that could have a material effect on the Consolidated Ind AS financial statements.

#### Inherent Limitations of Internal Financial Controls over Financial Reporting

7. Because of the inherent limitations of internal financial controls over financial reporting, including the possibility of collusion or improper management override of controls, material misstatements due to error or fraud may occur and not be detected. Also, projections of any evaluation of the internal financial controls over financial reporting to future periods are subject to the risk that the internal financial control over financial reporting may become inadequate because of changes in conditions, or that the degree of compliance with the policies or procedures may deteriorate.



### Opinion

8. In our opinion and to the best of our information and according to the explanations given to us and based on consideration of the reports of the other auditors as mentioned in the Other matters the Company has, in all material respects, an adequate internal financial controls system over financial reporting and such internal financial controls over financial reporting were operating effectively as at March 31, 2020, based on the internal control over financial reporting criteria established by the Company considering the essential components of internal control stated in the Guidance Note on Audit of Internal Financial Controls Over Financial Reporting issued by the Institute of Chartered Accountants of India.

### Other Matter

9. Our aforesaid reports under section 143(3)(i) of the Act on the adequacy and operating effectiveness of the internal financial controls over financial reporting in so far as it relates to financial statements of 1 subsidiary which is a company incorporated in India, is based on the corresponding report of the auditor of such company.

**For Vatsaraj & Co.**  
Chartered Accountants  
FRN: 111327W

**CA Dr. B. K. Vatsaraj**  
Partner

**Place:** Mumbai  
**Date:** 27<sup>th</sup> June 2020

**Membership. No.:** 039894  
**UDIN:** 20039894AAAAAM6726

## CONSOLIDATED BALANCE SHEET AS AT MARCH 31, 2020

(Amount in ₹)

Particulars	Note No.	March 31, 2020	March 31, 2019
<b>ASSETS</b>			
<b>Non-Current Assets</b>			
Property, plant and equipment	5	2,205,051,845	2,209,689,433
Right to Use of Asset	5	63,286,597	-
Capital work-in-progress	6	180,665,530	24,687,382
Intangible assets	5	344,175	619,515
Financial assets			
Investments	7	102,840,723	122,911,819
Loans	8	1,137,929	1,443,016
Other financial assets	9	30,150,230	27,887,312
Other non-current assets	10	45,122,229	75,623,281
Current tax assets (net)	11	96,749,158	2,533,110
<b>Current Assets</b>			
Inventories	12	1,507,523,259	4,604,290,528
Financial Assets			
Trade Receivables	13	1,595,552,695	2,201,391,909
Cash and Cash Equivalents	14	78,490,438	50,627,950
Loans	8	728,625	1,057,082
Other financial assets	9	136,808	96,427,767
Other Current Assets	10	319,281,488	779,322,644
<b>TOTAL</b>		<b>6,227,061,730</b>	<b>10,198,512,748</b>
<b>EQUITY AND LIABILITIES</b>			
<b>Equity</b>			
Equity Share Capital	15	150,000,000	150,000,000
Other Equity	16	3,104,791,312	3,617,767,403
Minority Interest		190,931,274	221,244,269
<b>Liabilities</b>			
<b>Non-Current Liabilities</b>			
Financial Liabilities			
Lease Rent Liability		41,213,983	-
Borrowings	17	79,990,230	64,296,931
Provisions	21	57,048,276	36,432,283
Deferred Tax Liabilities (Net)	18	136,921,481	402,267,124
<b>Current Liabilities</b>			
Financial Liabilities			
Borrowings	17	1,625,704,363	4,339,353,822
Trade Payables	19		
(i) Total Outstanding Dues of Micro Enterprises and Small Enterprises		101,006,593	171,627,108
(ii) Total Outstanding Dues of Creditors other than micro Enterprises and Small Enterprises		319,929,849	947,089,078
Lease Rent Liability		25,672,891	-
Other Financial Liabilities	20	331,380,212	192,784,645
Provisions	21	32,737,716	30,638,378
Other Current Liabilities	22	29,733,549	25,011,707
<b>TOTAL</b>		<b>6,227,061,730</b>	<b>10,198,512,748</b>
Significant Accounting Policies			
Notes on Financial Statements	1 to 55		

As per our Report of even date

**For Vatsaraj & Co.**

 Chartered Accountants  
 (Registration No: 111327W)

**CA Dr. B. K. Vatsaraj**  
 (Partner)  
 Membership No. 039894

 Place: Mumbai  
 Date: June 27, 2020

For and on behalf of the Board of Directors

**Abhay V. Udeshi**  
 Chairman  
 (DIN No. 00355598)

**Vikram V. Udeshi**  
 Chief Financial Officer

**Hemant V. Udeshi**  
 Managing Director  
 (DIN No. 00529329)

**Dinesh M. Kapadia**  
 Company Secretary



## CONSOLIDATED STATEMENT OF PROFIT AND LOSS FOR THE YEAR ENDED MARCH 31, 2020

(Amount in ₹)

Particulars	Note No.	March 31, 2020	March 31, 2019
<b>INCOME</b>			
Revenue from Operations	23	25,075,741,708	24,385,045,121
Other Income	24	48,773,163	72,252,061
<b>Total Revenue</b>		<b>25,124,514,871</b>	<b>24,457,297,182</b>
<b>EXPENSES</b>			
Cost of Materials Consumed	25	17,831,262,721	14,559,998,599
Purchases of Stock-in-Trade		5,055,331,407	6,611,818,438
Changes in Inventories of Finished Goods, Work-in-Process and Stock-in-Trade	26	295,039,578	(205,319,238)
Employee Benefits Expense	27	432,514,195	386,379,524
Finance Costs	28	406,093,857	448,248,193
Depreciation and Amortization Expense	5	144,547,232	112,712,550
Other Expenses	29	1,571,181,118	1,639,666,184
<b>Total Expenses</b>		<b>25,735,970,108</b>	<b>23,553,504,249</b>
<b>Profit Before Share of Net Profits/(Loss) of Investment and Tax</b>		<b>(611,455,237)</b>	<b>903,792,933</b>
Share of net Profit/(Loss) of Joint Venture as per Equity Method		4,956,724	4,517,801
<b>Profit/(Loss) Before Tax</b>		<b>(606,498,513)</b>	<b>908,310,734</b>
<b>Less: Tax Expense:</b>			
Current Tax		869,831	306,975,340
Add: Short/(Excess) Provision of Earlier Years		(320,538)	27,593
Deferred Tax		(262,551,085)	17,024,436
<b>Profit/(Loss) for the Year</b>		<b>(344,496,721)</b>	<b>584,283,365</b>
<b>Other Comprehensive Income / (Loss) (OCI)</b>			
<b>A. Items that will not be reclassified to profit or loss</b>			
Remeasurement of the net defined benefit (liability)/asset		(11,102,732)	(34,250,507)
Income tax relating to items that will not be reclassified to profit or loss		2,794,558	11,968,497
Equity instrument through Other Comprehensive Income		(4,783,102)	4,783,102
<b>B. Items that will be reclassified to profit or loss</b>			
Fair value changes on cash flow hedges		(113,367,913)	65,398,098
<b>Total Other Comprehensive Income / (Loss) (OCI)</b>		<b>(126,459,189)</b>	<b>47,899,190</b>
<b>Total Comprehensive Income/(Loss) for the Year</b>		<b>(470,955,910)</b>	<b>632,182,555</b>
<b>Profit/(Loss) for the year attributable to:</b>			
Owners of the Company		(321,609,910)	558,035,126
Non-controlling interests		(22,886,811)	26,248,239
		<b>(344,496,721)</b>	<b>584,283,365</b>
<b>Total Other comprehensive income/(loss) for the year attributable to (A+B):</b>			
Owners of the Company		(119,033,005)	44,809,260
Non-controlling interests		(7,426,184)	3,089,930
		<b>(126,459,189)</b>	<b>47,899,190</b>
<b>Total Comprehensive Income/(loss) for the year attributable to:</b>			
Owners of the Company		(440,642,915)	602,844,386
Non-controlling interests		(30,312,995)	29,338,169
		<b>(470,955,910)</b>	<b>632,182,555</b>
<b>Earnings per Equity Share of Face Value of ₹5/- each</b>			
Basic and Diluted EPS (in ₹)	39	(10.72)	18.60
Significant Accounting Policies			
Notes on Financial Statements	1 to 55		

As per our Report of even date

For Vatsaraj & Co.  
Chartered Accountants  
(Registration No: 111327W)

CA Dr. B. K. Vatsaraj  
(Partner)  
Membership No. 039894

Place: Mumbai  
Date: June 27, 2020

For and on behalf of the Board of Directors

Abhay V. Udeshi  
Chairman  
(DIN No. 00355598)

Vikram V. Udeshi  
Chief Financial Officer

Hemant V. Udeshi  
Managing Director  
(DIN No. 00529329)

Dinesh M. Kapadia  
Company Secretary

FINANCIAL STATEMENTS (CONSOLIDATED)

## CONSOLIDATED CASH FLOW STATEMENT FOR THE YEAR ENDED MARCH 31, 2020

(Amount in ₹)

Particulars	March 31, 2020	March 31, 2019
<b>A Cash Flow from Operating Activities</b>		
Net Profit/(Loss) Before Tax	(606,498,513)	908,310,734
Adjustments for :		
Depreciation & Amortisation Expense	144,547,232	112,712,550
Gain on Fair Valuation of Investments	(5,121,555)	(5,780,751)
Loss/(Profit) on Sale of Assets	-	(329,886)
Interest Received	(29,550,356)	(43,332,207)
Dividend Received	-	(13,082,154)
Provision in the Diminution in the Value of Investment	1,153,000	-
Interest Paid	406,093,857	448,248,193
<b>Operating Profit/(Loss) before Working Capital Changes</b>	<b>(89,376,335)</b>	<b>1,406,746,479</b>
Adjusted for :		
(Increase)/Decrease In Inventories	3,096,767,268	(126,104,742)
(Increase)/Decrease In Trade Receivables	605,839,214	250,449,119
(Increase)/Decrease In Current Loan	328,457	76,745
(Increase)/Decrease In Non Current Loan	305,087	66,905
(Increase)/Decrease In Other Current Financials Assets	58,190,818	(58,236,395)
(Increase)/Decrease In Other Non Current Financials Assets	(2,262,918)	(24,608,828)
(Increase)/Decrease In Other Current Assets	464,234,356	178,060,957
(Increase)/Decrease In Other Non Current Assets	30,501,052	(65,418)
Increase/(Decrease) In Trade Payables	(697,779,744)	418,527,736
Increase/(Decrease) In Other Financial Liabilities	59,134,595	(1,098,730)
Increase/(Decrease) In Current Provision	2,099,338	(3,556,938)
Increase/(Decrease) In Non Current Provision	9,513,261	(14,726,252)
Increase/(Decrease) In Other Current Liabilities	4,721,842	1,979,505
<b>Cash Generated from Operation</b>	<b>3,542,216,293</b>	<b>2,027,510,144</b>
Less: Taxes Paid	(94,765,340)	(324,228,332)
<b>Net Cash from Operating Activities</b>	<b>3,447,450,953</b>	<b>1,703,281,812</b>
<b>B Cash Flow from Investing Activities</b>		
Purchase of Fixed Assets	(358,899,050)	(120,709,415)
Sale of Fixed Assets	-	683,800
Sale of Investment	19,256,548	-
Dividend Received	-	13,082,154
Interest Received	29,550,356	43,332,207
<b>Net Cash from / (used in) Investing Activities</b>	<b>(310,092,146)</b>	<b>(63,611,254)</b>
<b>C Cash Flow from Financing Activities</b>		
Borrowings	(2,697,956,160)	(1,116,418,496)
Dividend Paid	(60,000,000)	(53,582,154)
Tax on Distributed Profits	(12,333,176)	(8,324,775)
Lease Rent Liability	66,886,874	-
Interest Paid	(406,093,857)	(448,248,193)
<b>Net Cash from/(used in) Financing Activities</b>	<b>(3,109,496,320)</b>	<b>(1,626,573,618)</b>
<b>Net Increase/(Decrease) in Cash Equivalents</b>	<b>27,862,488</b>	<b>13,096,941</b>
<b>Cash &amp; Cash equivalent</b>		
At the beginning of the year	50,627,950	37,531,009
At the end of the year (Refer Note No. 14)	78,490,438	50,627,950

As per our Report of even date

For Vatsaraj & Co.

Chartered Accountants  
(Registration No: 111327W)

CA Dr. B. K. Vatsaraj  
(Partner)  
Membership No. 039894

Place: Mumbai  
Date: June 27, 2020

For and on behalf of the Board of Directors

Abhay V. Udeshi  
Chairman  
(DIN No. 00355598)

Vikram V. Udeshi  
Chief Financial Officer

Hemant V. Udeshi  
Managing Director  
(DIN No. 00529329)

Dinesh M. Kapadia  
Company Secretary



## CONSOLIDATED STATEMENT OF CHANGES IN EQUITY FOR THE YEAR ENDED MARCH 31, 2020

Particulars	Equity Share Capital	Other Equity				Total equity attributable to equity holders of the Company	
		Reserves & Surplus		Securities Premium	General Reserve		Other Comprehensive income
		Retained earnings	Capital Reserve				
Balance as of April 1, 2019	150,000,000	2,816,516,931	62,925,000	393,244,919	315,366,703	3,767,767,403	
Remeasurement of the net defined benefit liability/asset, net of tax effect	-	-	-	-	-	(7,564,995)	
Equity instrument through Other Comprehensive Income	-	-	-	-	-	(4,783,102)	
Fair value changes on cash flow hedges	-	-	-	-	-	(106,684,908)	
Dividends (including dividend distribution tax)	-	(72,333,176)	-	-	-	(72,333,176)	
Profit/(Loss) for the year	-	(321,609,910)	-	-	-	(321,609,910)	
<b>Balance as of March 31, 2020</b>	<b>150,000,000</b>	<b>2,422,573,845</b>	<b>62,925,000</b>	<b>393,244,919</b>	<b>315,366,703</b>	<b>(89,319,155)</b>	

As per our Report of even date

**For Vatsaraj & Co.**  
Chartered Accountants  
(Registration No: 111327W)

**CA Dr. B. K. Vatsaraj**  
(Partner)  
Membership No. 039894

Place: Mumbai  
Date: June 27, 2020

For and on behalf of the Board of Directors

**Abhay V. Udeshi**  
Chairman  
(DIN No. 00355598)

**Vikram V. Udeshi**  
Chief Financial Officer

**Hemant V. Udeshi**  
Managing Director  
(DIN No. 00529329)

**Dinesh M. Kapadia**  
Company Secretary





## NOTES ON CONSOLIDATED FINANCIAL STATEMENTS FOR THE YEAR ENDED MARCH 31, 2020

### 1 Corporate Information

Jayant Agro - Organics Limited was incorporated on May 7, 1992 under Companies Act, 1956 having CIN L24100MH1992PLC066691. The Company is mainly engaged in manufacturing and trading of castor oil and its derivatives such as oleo chemicals.

### 2 Significant Accounting Policies and Key Accounting Estimates and Judgements

#### 2.1 Basis of preparation and presentation

The consolidated financial statements have been prepared on the historical cost basis except for the following assets and liabilities which have been measured at fair value amount:

- Certain financial assets and liabilities (including derivative instruments)
- Defined benefit plan's - (Plan Assets)

The consolidated financial statements of the Group have been prepared to comply with the Indian Accounting standards ('Ind AS'), including the rules notified under the relevant provisions of the Companies Act, 2013.

The Company's consolidated financial statements are presented in Indian Rupees (INR), which is also the Company's functional currency. All amounts have been rounded-off to the nearest Rupee, unless otherwise indicated.

With effect from 1<sup>st</sup> April, 2019, Ind AS 116 – "Leases" (Ind AS 116) supersedes Ind AS 17 – "Leases". The Company has adopted Ind AS 116 using the prospective approach. The application of Ind AS 116 has resulted into recognition of 'Right-of-Use' asset with a corresponding Lease Liability in the Balance Sheet.

#### 2.2 Principles of Consolidation

The consolidated financial statements relate to Jayant Agro-Organics Limited, ('the Company') and its subsidiary companies and joint ventures. The consolidated financial statements have been prepared on the following basis:

- (a) The financial statements of the Company and its subsidiaries are combined on a line by line basis by adding together like items of assets, liabilities, equity, incomes, expenses and cash flows, after fully eliminating intra-group balances and intra-group transactions.
- (b) Profits or losses resulting from intra-group transactions that are recognised in assets, such as inventory and property, plant & equipment, are eliminated in full.
- (c) In case of foreign subsidiaries, revenue items are consolidated at the average rate prevailing during

the year. All assets and liabilities are converted at rates prevailing at the end of the year. Any exchange difference arising on consolidation is recognised in the Foreign Currency Translation Reserve.

- (d) Offset (eliminate) the carrying amount of the parent's investment in each subsidiary and the parent's portion of equity of each subsidiary.
- (e) The difference between the proceeds from disposal of investment in subsidiaries and the carrying amount of its assets less liabilities as on the date of disposal is recognised in the Consolidated Statement of Profit and Loss, being the profit or loss on disposal of investment in subsidiary.
- (f) Non Controlling Interest's share of profit / loss of consolidated subsidiaries for the year is identified and adjusted against the income of the group in order to arrive at the net income attributable to shareholders of the Company.
- (g) Non Controlling Interest's share of net assets of consolidated subsidiaries is identified and presented in the Consolidated Balance Sheet separate from liabilities and the equity of the Company's shareholders.
- (h) Investment in Associates and Joint Ventures has been accounted under the equity method as per Ind AS 28 - Investments in Associates and Joint Ventures.
- (i) The Company accounts for its share of post acquisition changes in net assets of associates and joint ventures, after eliminating unrealised profits and losses resulting from transactions between the Company and its associates to the extent of its share, through its Consolidated Statement of Profit and Loss, to the extent such change is attributable to the associates' Statement of Profit and Loss and through its reserves for the balance based on available information.

### 3 Other Significant Accounting Policies

#### 3.1 Current / Non-Current Classification

For the purpose of current/non-current classification of assets and liabilities, the Company has ascertained its normal operating cycle as twelve months and certain criteria set out in the Schedule III to the Act. This is based on the nature of services and the time between the acquisition of assets or inventories for processing and their realization in cash and cash equivalents.

#### 3.2 Operating Cycle

An operating cycle is the time between the acquisition of goods for processing and their realisation in cash or cash equivalents. The Company has ascertained the operating cycle as twelve months for the purpose of current or non-current classification of assets and liabilities.



## NOTES ON CONSOLIDATED FINANCIAL STATEMENTS FOR THE YEAR ENDED MARCH 31, 2020

### 3.3 Fair Value Measurement of Financial Instruments

Fair value is the price that would be received to sell an asset or paid to transfer a liability in an orderly transaction between market participants at the measurement date, regardless of whether that price is directly observable or estimated using another valuation technique.

The fair value of an asset or a liability is measured using the assumptions that market participants would use when pricing the asset or liability, assuming that market participants act in their economic best interest.

A fair value measurement of a non-financial asset takes into account a market participant's ability to generate economic benefits by using the asset in its highest and best use or by selling it to another market participant that would use the asset in its highest and best use.

The Company uses valuation techniques that are appropriate in the circumstances and for which sufficient data are available to measure fair value, maximising the use of relevant observable inputs and minimising the use of unobservable inputs.

All assets and liabilities for which fair value is measured or disclosed in the financial statements are categorised within the fair value hierarchy, described as follows, based on the lowest level input that is significant to the fair value measurement as a whole:

- Level 1 - Quoted (unadjusted) market prices in active markets for identical assets or liabilities.
- Level 2 - Inputs other than the quoted prices included within Level 1 that are observable for the assets or liability, either directly or indirectly; and
- Level 3 - Inputs based on unobservable market data.

### 3.4 Foreign Currency Translation

#### Initial Recognition:

On initial recognition, transactions in foreign currencies entered into by the Company are recorded in the functional currency (i.e. Indian Rupees), by applying to the foreign currency amount, the spot exchange rate between the functional currency and the foreign currency at the date of the transaction. Exchange differences arising on foreign exchange transactions settled during the year are recognized in the Statement of Profit and Loss.

#### Measurement of foreign currency items at reporting date:

Foreign currency monetary items of the Company are translated at the closing exchange rates. Non-monetary items that are measured at historical cost in a foreign currency, are translated using the exchange rate at the date of the transaction. Non-monetary items that are measured at fair value in a foreign currency, are translated using the exchange rates at the date when the fair value is measured. When any non-monetary foreign

currency item is recognised in Other Comprehensive Income, gain or loss on exchange fluctuation is also recorded in Other Comprehensive Income.

Exchange differences arising out of these translations are recognized in the Statement of Profit and Loss.

### 3.5 Property, plant and equipment (PPE)

On adoption of Ind AS, the Company retained the carrying value for all of its property, plant and equipment as recognised in the financial statements as at the date of transition to Ind AS's, measured as per the previous GAAP and used that as its deemed cost as permitted by Ind AS 101- 'First-time Adoption of Indian Accounting Standards'.

#### Measurement and Recognition:

PPE are initially recognised at cost. The initial cost of PPE comprises its purchase price, including non-refundable duties and taxes net of any trade discounts and rebates. The cost of PPE includes interest on borrowings (borrowing cost) directly attributable to acquisition, construction or production of qualifying assets subsequent to initial recognition, PPE are stated at cost less accumulated depreciation (other than freehold land, which are stated at cost) and impairment losses, if any.

Subsequent costs are included in the asset's carrying amount or recognised as a separate asset, as appropriate, only when it is probable that future economic benefits associated with the item will flow to the Company and the cost of the item can be measured reliably. The carrying amount of any component accounted for as a separate asset is derecognised when replaced. All other repairs and maintenance are charged to profit or loss during the reporting period in which they are incurred.

Assets held under finance leases are depreciated over their expected useful lives on the same basis as owned assets. However, when there is no reasonable certainty that ownership will be obtained by the end of the lease term, assets are depreciated over the shorter of the lease term and useful lives.

#### Depreciation:

Depreciation is recognised so as to write off the cost of assets (other than freehold land and capital work in progress) less their residual values over the useful lives, using the straight- line method ("SLM"). The Company depreciates its property, plant and equipment (PPE) over the useful life in the manner prescribed in Schedule II to the Act. Management believes that useful life of assets are same as those prescribed in Schedule II to the Act, except for plant and equipment's wherein based on technical evaluation, useful life has been estimated to be different from that prescribed in Schedule II of the Act.

Leasehold land is amortised over the period of lease. Leasehold improvements are amortised over the period of lease or estimated useful life, whichever is lower.



## NOTES ON CONSOLIDATED FINANCIAL STATEMENTS FOR THE YEAR ENDED MARCH 31, 2020

Useful life considered for calculation of depreciation for various assets class are as follows:-

Type / Category of Asset	Useful life
Buildings including factory buildings	10-60 years
General Plant and Machinery	15-43 years
Electrical Installations and Equipments	10 years
Furniture and Fixtures	10 years
Office Equipments	5 years
Vehicles	8 years
Computer and Data Processing Units	3 years
Laboratory Equipments	10 years
Leasehold improvements	shorter of lease period or estimated useful life

The carrying values of property, plant and equipment are reviewed for impairment when events or changes in circumstances indicate that the carrying value may not be recoverable.

The residual values, useful life and depreciation method are reviewed at each financial year-end to ensure that the amount, method and period of depreciation are consistent with previous estimates and the expected pattern of consumption of the future economic benefits embodied in the items of property, plant and equipment.

### Derecognition:

An item of property, plant and equipment is derecognised upon disposal or when no future economic benefits are expected to arise from the continued use of the asset. Any gain or loss arising on disposal or retirement of an item of property, plant and equipment is determined as the difference between sales proceeds and the carrying amount of the asset and is recognised in Statement of Profit or Loss. Fully depreciated assets still in use are retained in financial statements.

### 3.6 Intangible Assets

#### Measurement and Recognition:

Intangible assets are measured on initial recognition at cost and subsequently are carried at cost less accumulated amortisation and accumulated impairment losses, if any.

#### Amortisation:

The Company amortises intangible assets with a finite useful life using the straight-line method over the following range of useful lives:

Asset	Useful life
Product registrations	4 years
Licenses and commercial rights	4 years
Computer software	3-8 years

The estimated useful life is reviewed annually by the management.

### Derecognition:

The carrying amount of an intangible asset is derecognized on disposal or when no future economic benefits are expected from its use or disposal. The gain or loss arising from the Derecognition of an intangible asset is measured as the difference between the net disposal proceeds and the carrying amount of the intangible asset and is recognized in the Statement of Profit or Loss when the asset is derecognized.

### 3.7 Capital work-in-progress, intangible assets under development and Capital Advances

Capital work-in-progress/intangible assets under development are carried at cost, comprising direct cost, related incidental expenses and attributable borrowing cost. Advances given towards acquisition of Property, Plant and Equipment/ Intangible assets outstanding at each Balance Sheet date are disclosed under Other Non-Current Assets.

### 3.8 Non-derivative financial instruments

#### i) Financial Assets

##### A) Initial Recognition and Measurement

Financial assets and liabilities are recognised when the Company becomes a party to the contractual provisions of the instrument. Financial assets and liabilities are initially measured at fair value. Transaction costs that are directly attributable to the acquisition or issue of financial assets and financial liabilities (other than financial assets and financial liabilities at fair value through profit or loss) are added to or deducted from the fair value measured on initial recognition of financial asset or financial liability.

#### Cash and cash equivalents

The Company considers all highly liquid financial instruments, which are readily convertible into known amounts of cash that are subject to an insignificant risk of change in value and having original maturities of three months or less from the date of purchase, to be cash equivalents. Cash and cash equivalents consist of balances with banks which are unrestricted for withdrawal and usage.

##### B) Subsequent Measurement Financial assets at amortised cost

Financial assets are subsequently measured at amortised cost if these financial assets are held within a business whose objective is to hold these assets in order to collect contractual cash flows and the contractual terms of the financial asset give rise on specified dates to cash flows that are solely payments of principal and interest on the principal amount outstanding.

##### Financial assets at fair value through other comprehensive income (FVTOCI)

Financial assets are measured at fair value through other comprehensive income if these



## NOTES ON CONSOLIDATED FINANCIAL STATEMENTS FOR THE YEAR ENDED MARCH 31, 2020

financial assets are held within a business whose objective is achieved by both collecting contractual cash flows that give rise on specified dates to solely payments of principal and interest on the principal amount outstanding and by selling financial assets. The Company has made an irrevocable election to present subsequent changes in the fair value of equity investments not held for trading in Other Comprehensive Income.

### Financial assets at fair value through profit or loss (FVTPL)

A financial asset which is not classified in any of the above categories are measured at FVTPL.

The company has accounted for its investments in subsidiaries, associates and joint ventures at cost.

### ii) Financial liabilities

#### A) Initial Recognition and Measurement

All financial liabilities are recognised at fair value and in case of loans net of directly attributable cost. Fees or recurring nature are directly recognised in statement of Profit & Loss.

#### B) Subsequent Measurement

Financial liabilities are carried at amortised cost using the effective interest method. For trade and other payables maturing within one year from the balance sheet date, the carrying amounts approximate fair value due to the short maturity of these instruments.

### Equity instruments

An equity instrument is a contract that evidences residual interest in the assets of the Company after deducting all of its liabilities. Equity instruments recognised by the Company are measured at the proceeds received net off direct issue cost.

### Derecognition Financial Assets

The Company derecognises a financial asset when the contractual rights to the cash flows from the financial asset expire, or it transfers the rights to receive the contractual cash flows in a transaction in which substantially all of the risks and rewards of ownership of the financial asset are transferred or in which the Company neither transfers nor retains substantially all of the risks and rewards of ownership and does not retain control of the financial asset.

If the Company enters into transactions whereby it transfers assets recognised on its balance sheet, but retains either all or substantially all of the risks and rewards of the transferred assets, the transferred assets are not derecognised.

### Financial Liabilities

The Company derecognises a financial liability when its contractual obligations are discharged or cancelled, or expire.

The Company also derecognises a financial liability when its terms are modified and the cash flows under the modified terms are substantially different. In this case, a new financial liability based on the modified terms is recognised at fair value. The difference between the carrying amount of the financial liability extinguished and the new financial liability with modified terms is recognised in Consolidated Statement of Profit and Loss.

### Off setting of financial instruments

Financial assets and financial liabilities are off set and the net amount is reported in financial statements if there is a currently enforceable legal right to off set the recognised amounts and there is an intention to settle on a net basis, to realise the assets and settle the liabilities simultaneously.

### Impairment

The Company recognises loss allowances for expected credit losses on:

- financial assets measured at amortised cost; and
- financial assets measured at FVOCI – debt investments.

At each reporting date, the Company assesses whether financial assets carried at amortised cost are credit-impaired. A financial asset is 'credit impaired' when one or more events that have a detrimental impact on the estimated future cash flows of the financial asset have occurred.

In accordance with Ind AS 109 – Financial Instruments, the Company follows 'simplified approach' for recognition of impairment loss allowance on trade receivables. The application of simplified approach does not require the Company to track changes in credit risk. Rather, it recognises impairment loss allowance based on lifetime expected credit loss at each reporting date, right from its initial recognition.

The gross carrying amount of a financial asset is written off (either partially or in full) to the extent that there is no realistic prospect of recovery. This is generally the case when the Company determines that the debtor does not have assets or sources of income that could generate sufficient cash flows to repay the amounts subject to the write-off. However, financial assets that are written off could still be subject to enforcement activities in order to comply with the Company's procedures for recovery of amounts due.





## NOTES ON CONSOLIDATED FINANCIAL STATEMENTS FOR THE YEAR ENDED MARCH 31, 2020

### 3.9 Derivative financial instruments and Hedge Accounting

The Company enters into derivative financial contracts in the nature of forward currency contracts with external parties to mitigate the risk of changes in exchange rates. Such derivative financial instruments are initially recognised at fair value on the date on which a derivative contract is entered into and are also subsequently measured at fair value.. The Company formally establishes a hedge relationship between such forward currency contracts ('hedging instrument') and recognized financial liabilities ('hedged item') through a formal documentation at the inception of the hedge relationship in line with the Company's Risk Management objective and strategy.

The hedge relationship so designated is accounted for in accordance with the accounting principles prescribed for a fair value hedge under Ind AS 109-'Financial Instruments'.

#### Recognition and measurement of fair value hedge

Any gains or losses arising from changes in the fair value of derivatives are taken directly to Statement of Profit and Loss, except for the effective portion of cash flow hedge which is recognised in Other Comprehensive Income and later to Statement of Profit and Loss when the hedged item affects profit or loss or is treated as basis adjustment if a hedged forecast transaction subsequently results in the recognition of a Non-Financial Assets or Non-Financial liability. Hedging instrument is recognized as a financial asset in the Balance Sheet if its fair value as at reporting date is positive as compared to carrying value and as a financial liability if its fair value as at reporting date is negative as compared to carrying value.

The company designates derivative financial contracts as hedging instrument to mitigate the risk of movement in foreign exchange rates for foreign exchange exposure on highly probable future cash flows attributable to a recognised as an asset or liability.

When a derivative is designated as a cash flow hedging instrument, the effective portion of changes in the fair value of the derivative is recognised in the cash flow hedging reserve being part of Other Comprehensive Income. Any ineffective portion of changes in the fair value of the derivative is recognised immediately in the Statement of Profit and Loss. If the hedging relationship no longer meets the criteria for hedge accounting, then hedge accounting is discontinued prospectively. If the hedging instrument expires or is sold, terminated or exercised, the cumulative gain or loss on the hedging instrument recognised in cash flow hedging reserve till the period the hedge was effective remains in cash flow hedging reserve until the underlying transaction occurs. The cumulative gain or loss previously recognised in the cash flow hedging reserve is transferred to the Statement of Profit and Loss upon the occurrence of the underlying transaction. If the forecasted transaction is no longer expected to occur, then the amount accumulated in cash flow hedging reserve is reclassified in the Statement of Profit and Loss.

Hedged item (recognized financial liability) is initially recognized at fair value on the date of entering into contractual obligation and is subsequently measured at amortized cost. The hedging gain or loss on the hedged item is adjusted to the carrying value of the hedged item as per the effective interest method and the corresponding effect is recognized in the Statement of Profit and Loss.

#### Derecognition

On Derecognition of the hedged item, the unamortized fair value of the hedging instrument adjusted to the hedged item, is recognized in the Statement of Profit and Loss.

### 3.10 Impairment

Assets that have an indefinite useful life, for example goodwill, are not subject to amortization and are tested for impairment annually and whenever there is an indication that the asset may be impaired.

Assets that are subject to depreciation and amortization and assets representing investments in subsidiary and associate companies are reviewed for impairment, whenever events or changes in circumstances indicate that carrying amount may not be recoverable. Such circumstances include, though are not limited to, significant or sustained decline in revenues or earnings and material adverse changes in the economic environment.

An impairment loss is recognized whenever the carrying amount of an asset or its cash generating unit (CGU) exceeds its recoverable amount. The recoverable amount of an asset is the greater of its fair value less cost to sell and value in use. To calculate value in use, the estimated future cash flows are discounted to their present value using a pre-tax discount rate that reflects current market rates and the risk specific to the asset. For an asset that does not generate largely independent cash inflows, the recoverable amount is determined for the CGU to which the asset belongs. Fair value less cost to sell is the best estimate of the amount obtainable from the sale of an asset in an arm's length transaction between knowledgeable, willing parties, less the cost of disposal.

Impairment losses, if any, are recognized in the Statement of Profit and Loss and included in depreciation and amortization expense. Impairment losses are reversed in the Statement of Profit and Loss only to the extent that the asset's carrying amount does not exceed the carrying amount that would have been determined if no impairment loss had previously been recognized.

### 3.11 Inventories

Raw materials, work-in-progress, finished goods, packing materials, stores, spares, components, consumables and stock-in-trade are carried at the lower of cost and net realizable value, except in case of by-products which are valued at NRV. However, materials and other items held for use in production are not written down below cost if the finished goods in which they will be incorporated are



## NOTES ON CONSOLIDATED FINANCIAL STATEMENTS FOR THE YEAR ENDED MARCH 31, 2020

expected to be sold at or above cost. The comparison of cost and net realizable value is made on an item-by-item basis.

In determining the cost of raw materials, packing materials, stock-in-trade, stores, spares, components and consumables, weighted average cost method is used. Cost of inventory comprises all costs of purchase, duties, taxes (other than those subsequently recoverable from tax authorities) and all other costs incurred in bringing the inventory to their present location and condition.

Cost of finished goods and work-in-progress includes the cost of raw materials, packing materials, an appropriate share of fixed and variable production overheads, unrecoverable taxes and other costs incurred in bringing the inventories to their present location and condition. Fixed production overheads are allocated on the basis of normal capacity of production facilities.

### 3.12 Revenue recognition

Revenue is measured at the fair value of the consideration received or receivable. Revenue is reduced for estimated customer returns, rebates and other similar allowances. No element of financing is deemed present as the sales are made with credit terms in line with market practice.

#### 3.12.1 Sale of goods

Revenue from the sale of goods is recognised when the goods are delivered and titles have passed, at which time all the following conditions are satisfied:

- the Company has transferred to the buyer the significant risks and rewards of ownership of the goods;
- the Company retains neither continuing managerial involvement to the degree usually associated with ownership nor effective control over the goods sold;
- the amount of revenue can be measured reliably;
- it is probable that the economic benefits associated with the transaction will flow to the Company; and the costs incurred or to be incurred in respect of the transaction can be measured reliably.

#### 3.12.2 Rendering of services

Income recognition for services takes place as and when the services are performed.

#### 3.12.3 Interest Income

Interest income from financial assets is recognized when it is probable that economic benefits will flow to the Company and the amount of income can be measured reliably. Interest income is accrued on a time basis, by reference to the principal outstanding and at the effective interest rate applicable, which is the rate that exactly discounts estimated future cash receipts through the expected life of the financial assets to that asset's net carrying amount on initial recognition.

#### 3.12.4 Dividend

Dividend income from investments is recognised when the shareholder's right to receive payment has been established and it is probable that the economic benefits will flow to the Company and the amount of income can be measured reliably.

#### 3.12.5 Insurance claims

Insurance claims are accounted for on the basis of claims admitted / expected to be admitted and to the extent that there is no uncertainty in receiving the claims.

### 3.13 Research and development expenses

Research expenditure is charged to the Statement of Profit and Loss. Development costs of products are also charged to the Statement of Profit and Loss unless a product's technical feasibility has been established, in which case such expenditure is capitalised. Tangible assets used in research and development are capitalised.

### 3.14 Leases

Leases are classified as finance leases whenever the terms of lease transfer substantially all the risks and rewards of ownership to the lessee. Leases where a significant portion of the risks and rewards of ownership are retained by the lessor are classified as operating leases.

#### (i) Operating Lease:

Operating lease payments are recognized as an expense in the Statement of Profit and Loss on a straight-line basis over the lease term except where another systematic basis is more representative of the time pattern in which economic benefits from leased assets are consumed. The aggregate benefit of incentives (excluding inflationary increases where rentals are structured solely to increase in line with the expected general inflation to compensate for the lessor's inflationary cost increases, such increases are recognised in the year in which the benefits accrue) provided by the lessor is recognized as a reduction of rental expense over the lease term on a straight-line basis.

#### (ii) Finance Lease:

Assets held under finance leases are initially recognized as assets of the Company at their fair value at the inception of the lease or, if lower, at the present value of the minimum lease payments. The corresponding liability to the lessor is included in the Balance Sheet as a finance lease obligation.

Assets held under finance leases are depreciated over their expected useful lives on the same basis as owned assets or, where shorter, the term of the relevant lease. Lease payments are apportioned between finance expenses and reduction of the lease obligation so as to achieve a constant rate of interest on the remaining balance of the liability. Finance expenses are recognized immediately in Statement of Profit or Loss, unless they are directly attributable to qualifying assets, in which case they are capitalized in accordance with the Company's general policy on borrowing costs. Contingent rentals are recognized as expenses in the periods in which they are incurred.



## NOTES ON CONSOLIDATED FINANCIAL STATEMENTS FOR THE YEAR ENDED MARCH 31, 2020

### 3.15 Non-current assets held for sale

Non-current assets and disposal groups are classified as held for sale if their carrying amount will be recovered principally through a sale transaction rather than through continuing use. This condition is regarded as met only when the asset (or disposal group) is available for immediate sale in its present condition subject only to terms that are usual and customary for sales of such asset (or disposal group) and its sale is highly probable. Management must be committed to the sale, which should be expected to qualify for recognition as a completed sale within one year from the date of classification.

When the Company is committed to a sale plan involving disposal of an investment, the investment that will be disposed of is classified as held for sale when the criteria described above are met.

Non-current assets (and disposal groups) classified as held for sale are measured at the lower of their carrying amount and fair value less costs to sell. Non-current assets are not depreciated or amortized.

### 3.16 Employee Benefit Expenses

Employee benefits consist of contribution to provident fund, superannuation fund, gratuity fund, compensated absences and supplemental pay.

#### Post-employment benefit plans Defined Contribution plans

A defined contribution plan is a post-employment benefit plan under which the Company pays specified contributions to a separate entity. The Company makes specified monthly contributions towards Provident Fund, Superannuation Fund and Pension Scheme. The Company's contribution is recognised as an expense in the Statement of Profit and Loss during the period in which the employee renders the related service.

#### Defined benefit plans

The liability in respect of defined benefit plans and other post-employment benefits is calculated using the Projected Unit Credit Method and spread over the period during which the benefit is expected to be derived from employees' services.

Company has taken a policy from Life Insurance Corporation of India ("LIC") to meet its gratuity obligations and contributes annual premium to the fund maintained by LIC. Company has made appropriate provision for payment of gratuity to those employees which are not covered under the gratuity scheme so managed by LIC.

The present value of the said obligation is determined by discounting the estimated future cash outflows, using market yields of government bonds that have tenure approximating the tenures of the related liability.

The interest income / (expense) are calculated by applying the discount rate to the net defined benefit liability or asset. The net interest income / (expense) on

the net defined benefit liability or asset is recognised in the Statement of Profit and Loss.

Remeasurement gains and losses arising from experience adjustments and changes in actuarial assumptions are recognised in the period in which they occur, directly in other comprehensive income. They are included in retained earnings in the Statement of Changes in Equity and in the Balance Sheet.

Changes in the present value of the defined benefit obligation resulting from plan amendments or curtailments are recognised immediately in Statement of Profit or Loss as past service cost.

#### Short term employee benefit

The undiscounted amount of short term employee benefits expected to be paid in exchange for the services rendered by employees are recognised as an expense during the period when the employees render the services

### 3.17 Finance cost

Borrowing costs are interest and ancillary costs incurred in connection with the arrangement of borrowings. General and specific borrowing costs attributable to acquisition and construction of any qualifying asset (one that takes a substantial period of time to get ready for its designated use or sale) are capitalised until such time as the assets are substantially ready for their intended use or sale, and included as part of the cost of that asset. Interest income earned on the temporary investment of specific borrowings pending their expenditure on qualifying assets is deducted from the borrowing costs eligible for capitalisation. All the other borrowing costs are recognised in the Statement of Profit and Loss within Finance costs of the period in which they are incurred.

### 3.18 Segment reporting

Operating segments are defined as components of an enterprise for which discrete financial information is available that is evaluated regularly by the chief operating decision maker, in deciding how to allocate resources and assessing performance. The Company's chief operating decision maker is the Managing Director & CEO. Segment revenue, segment expenses, segment assets and segment liabilities have been identified to segments on the basis of their relationship to the operating activities of the segment. Inter segment revenue is accounted on the basis of transactions which are primarily determined based on market / fair value factors. Revenue, expenses, assets and liabilities which relate to the Company as a whole and are not allocable to segments on a reasonable basis have been included under "unallocated revenue / expenses / assets / liabilities".

### 3.19 Income Tax

Income tax expense comprises current tax expense and the net change in the deferred tax asset or liability during the year. Current and deferred taxes are recognised in Statement of Profit and Loss, except when they relate to items that are recognised in other comprehensive income or directly in equity, in which case, the current and



## NOTES ON CONSOLIDATED FINANCIAL STATEMENTS FOR THE YEAR ENDED MARCH 31, 2020

deferred tax are also recognised in other comprehensive income or directly in equity, respectively.

### Current tax

Current tax is measured at the amount of tax expected to be payable on the taxable income for the year as determined in accordance with the provisions of the Income Tax Act, 1961.

Current tax assets and current tax liabilities are off set when there is a legally enforceable right to set off the recognized amounts and there is an intention to settle the asset and the liability on a net basis.

### Deferred tax

Deferred income tax is recognised using the Balance Sheet approach. Deferred income tax assets and liabilities are recognised for deductible and taxable temporary differences arising between the tax base of assets and liabilities and their carrying amount, except when the deferred income tax arises from the initial recognition of an asset or liability in a transaction that is not a business combination and affects neither accounting nor taxable profit or loss at the time of the transaction.

Deferred tax assets are recognised only to the extent that it is probable that either future taxable profits or reversal of deferred tax liabilities will be available, against which the deductible temporary differences, and the carry forward of unused tax credits and unused tax losses can be utilised.

The carrying amount of a deferred tax asset shall be reviewed at the end of each reporting date and reduced to the extent that it is no longer probable that sufficient taxable profit will be available to allow all or part of the deferred income tax asset to be utilised.

Deferred tax assets and liabilities are measured using the tax rates and tax laws that have been enacted or substantively enacted by the end of the reporting period and are expected to apply when the related deferred tax asset is realised or the deferred tax liability is settled.

Deferred tax assets and liabilities are off set when there is a legally enforceable right to off set current tax assets and liabilities and when the deferred tax balances relate to the same taxation authority.

### 3.20 Provisions and Contingencies

Provisions are recognized, when there is a present legal or constructive obligation as a result of past events, where it is probable that there will be outflow of resources to settle the obligation and when a reliable estimate of the amount of the obligation can be made. Where a provision is measured using the cash flows estimated to settle the present obligation, its carrying amount is the present value of those cash flows. Where the effect is material, the provision is discounted to net present value using an appropriate current market-based pre-tax discount rate and the unwinding of the discount is included in finance costs.

Contingent liabilities are recognised only when there is a possible obligation arising from past events, due to occurrence or non-occurrence of one or more uncertain future events, not wholly within the control of the Company, or where any present obligation cannot be measured in terms of future outflow of resources, or where a reliable estimate of the obligation cannot be made. Obligations are assessed on an ongoing basis and only those having a largely probable outflow of resources are provided for.

### 3.21 Earnings Per Share (EPS)

Basic EPS is computed by dividing the profit or loss attributable to the equity shareholders of the Company by the weighted average number of ordinary shares outstanding during the year. Diluted EPS is computed by adjusting the profit or loss attributable to the ordinary equity shareholders and the weighted average number of ordinary equity shares, for the effects of all dilutive potential ordinary shares.

## 4 Critical accounting judgements and key sources of estimation uncertainty

The preparation of the financial statements in conformity with the Ind AS requires management to make judgements, estimates and assumptions that affect the application of accounting policies and the reported amounts of assets, liabilities and disclosures as at date of the financial statements and the reported amounts of the revenues and expenses for the years presented. The estimates and associated assumptions are based on historical experience and other factors that are considered to be relevant. Actual results may differ from these estimates under different assumptions and conditions.

The estimates and underlying assumptions are reviewed on an ongoing basis. Revisions to accounting estimates are recognized in the period in which the estimate is revised if the revision affects only that period, or in the period of the revision and future periods if the revision affects both current and future periods.

### Critical Judgements

In the process of applying the Company's accounting policies, management has made the following judgements, which have the most significant effect on the amounts recognized in the financial statements:

### Discount rate used to determine the carrying amount of the Company's defined benefit obligation

In determining the appropriate discount rate for plans operated in India, the management considers the interest rates of government bonds in currencies consistent with the currencies of the post-employment benefit obligation.

### Contingencies and commitments

In the normal course of business, contingent liabilities may arise from litigations and other claims against the Company. Where the potential liabilities have a low probability of crystallizing or are very difficult to quantify reliably, we treat them as contingent liabilities. Such



## NOTES ON CONSOLIDATED FINANCIAL STATEMENTS FOR THE YEAR ENDED MARCH 31, 2020

liabilities are disclosed in the notes but are not provided for in the financial statements. Although there can be no assurance regarding the final outcome of the legal proceedings, we do not expect them to have a materially adverse impact on our financial position or profitability.

### Key sources of estimation uncertainty

The key assumptions concerning the future, and other key sources of estimation uncertainty at the end of the reporting period, that have a significant risk of causing a material adjustment to the carrying amounts of assets and liabilities within the next financial year are discussed below:

### Useful lives of property, plant and equipment

As described in Note No. 3, the Company reviews the estimated useful lives and residual values of property, plant and equipment at the end of each reporting period. During the current financial year, the management determined that there were no changes to the useful lives and residual values of the property, plant and equipment.

### Allowances for doubtful debts

The Company makes allowances for doubtful debts based on an assessment of the recoverability of trade and other receivables. The identification of doubtful debts requires use of judgement and estimates. Where the expectation is different from the original estimate, such difference will impact the carrying value of the trade and other receivables and doubtful debts expenses in the period in which such estimate has been changed.

### Allowances for inventories

Management reviews the inventory age listing on a periodic basis. This review involves comparison of the carrying value of the aged inventory items with the respective net realizable value. The purpose is to ascertain whether an allowance is required to be made in the financial statements for any obsolete and slow-moving items. Management is satisfied that adequate allowance for obsolete and slow-moving inventories has been made in the financial statements.

### Liability for sales return

In making judgment for liability for sales return, the management considered the detailed criteria for the recognition of revenue from the sale of goods set out in Ind AS 18 and in particular, whether the Company had transferred to the buyer the significant risk and rewards of ownership of the goods. Following the detailed quantification of the Company's liability towards sales return, the management is satisfied that significant risk and rewards have been transferred and that recognition of the revenue in the current year is appropriate, in conjunction with the recognition of an appropriate liability for sales return.

Accruals for estimated product returns, which are based on historical experience of actual sales returns and adjustment on account of current market scenario is considered by Company to be reliable estimate of future sales returns.





## NOTES ON CONSOLIDATED FINANCIAL STATEMENTS FOR THE YEAR ENDED MARCH 31, 2020

Note 5: Property, plant and equipment

(Amount in ₹)

Cost or Deemed Cost	Property, Plant and Equipments										Total	Intangible Asset	Total	Right to Use of Asset *	Total
	Land - Freehold	Land - Leasehold	Building	Plant and Machinery	Office Equipments	Computers and Fixtures	Furniture and Fixtures	Vehicles							
Balance as at April 1, 2018	79,561,287	89,847,163	584,410,128	1,560,583,785	18,849,674	4,932,983	28,664,428	34,965,826	2,401,815,274	55,598,263	55,598,263	-	-		
Additions	-	-	1,813,752	117,762,364	3,574,576	1,165,723	2,001,874	8,173,171	134,491,460	-	-	-	-		
Disposals / Adjustments	-	-	-	-	-	-	-	1,062,049	1,062,049	-	-	-	-		
Balance as at March 31, 2019	79,561,287	89,847,163	586,223,880	1,678,346,149	22,424,250	6,098,706	30,666,302	42,076,948	2,535,244,685	55,598,263	55,598,263	-	-		
Additions	28,512,346	-	559,560	78,418,704	1,754,154	1,613,641	574,444	1,732,105	113,164,954	-	-	89,755,947	89,755,947		
Disposals / Adjustments	-	-	-	-	-	-	-	-	-	-	-	-	-		
Balance as at March 31, 2020	108,073,633	89,847,163	586,783,440	1,756,764,853	24,178,404	7,712,347	31,240,746	43,809,053	2,648,409,639	55,598,263	55,598,263	89,755,947	89,755,947		
Accumulated Depreciation/ Amortisation	Land - Freehold	Land - Leasehold	Building	Plant and Machinery	Office Equipments	Computers and Fixtures	Furniture and Fixtures	Vehicles	Total	Total	Total	Total	Total		
Balance as at April 1, 2018	-	209,484	39,158,564	147,507,851	8,500,875	2,374,212	7,958,423	8,116,767	213,826,176	54,703,408	54,703,408	-	-		
Depreciation / Amortisation	-	3,669,746	18,856,740	77,279,193	3,356,619	959,821	3,591,504	4,723,587	112,437,210	275,340	275,340	-	-		
Eliminated on Disposal of Assets	-	-	-	-	-	-	-	708,134	708,134	-	-	-	-		
Balance as at March 31, 2019	-	3,879,230	58,015,304	224,787,044	11,857,494	3,334,033	11,549,927	12,132,220	325,555,252	54,978,748	54,978,748	-	-		
Depreciation / Amortisation	-	995,993	18,678,163	83,946,024	2,984,203	1,218,996	4,090,561	5,888,602	117,802,542	275,340	275,340	26,469,350	26,469,350		
Eliminated on Disposal of Assets	-	-	-	-	-	-	-	-	-	-	-	-	-		
Balance as at March 31, 2020	-	4,875,223	76,693,467	308,733,068	14,841,697	4,553,029	15,640,488	18,020,822	443,357,794	55,254,088	55,254,088	26,469,350	26,469,350		
Carrying Amount	Land - Freehold	Land - Leasehold	Building	Plant and Machinery	Office Equipments	Computers and Fixtures	Furniture and Fixtures	Vehicles	Total	Total	Total	Total	Total		
Balance as at April 1, 2018	79,561,287	89,637,679	545,251,564	1,413,075,934	10,348,799	2,558,771	20,706,005	26,849,059	2,187,989,098	894,855	894,855	-	-		
Additions	-	-	1,813,752	117,762,364	3,574,576	1,165,723	2,001,874	8,173,171	134,491,460	-	-	-	-		
Disposals / Adjustments	-	-	-	-	-	-	-	1,062,049	1,062,049	-	-	-	-		
Depreciation / Amortisation	-	3,669,746	18,856,740	77,279,193	3,356,619	959,821	3,591,504	4,723,587	112,437,210	275,340	275,340	-	-		
Eliminated on Disposal of Assets	-	-	-	-	-	-	-	708,134	708,134	-	-	-	-		
Balance as at March 31, 2019	79,561,287	85,967,933	528,208,576	1,453,559,105	10,566,756	2,764,673	19,116,375	29,944,728	2,209,689,433	619,515	619,515	-	-		
Additions	28,512,346	-	559,560	78,418,704	1,754,154	1,613,641	574,444	1,732,105	113,164,954	-	-	89,755,947	89,755,947		
Disposals / Adjustments	-	-	-	-	-	-	-	-	-	-	-	-	-		
Depreciation / Amortisation	-	995,993	18,678,163	83,946,024	2,984,203	1,218,996	4,090,561	5,888,602	117,802,542	275,340	275,340	26,469,350	26,469,350		
Eliminated on Disposal of Assets	-	-	-	-	-	-	-	-	-	-	-	-	-		
Balance as at March 31, 2020	108,073,633	84,971,940	510,089,973	1,448,031,785	9,336,707	3,159,318	15,600,258	25,788,231	2,205,051,845	344,175	344,175	63,286,597	63,286,597		

\*Right to use of asset - refer Note No. 37

## NOTES ON CONSOLIDATED FINANCIAL STATEMENTS FOR THE YEAR ENDED MARCH 31, 2020

Note 6: Capital Work-in-Progress

(Amount in ₹)

Particulars	March 31, 2020	March 31, 2019
Capital Work-in-Progress	180,665,530	24,687,382
	180,665,530	24,687,382

Note 7: Investments

Particulars	Face Value	March 31, 2020		March 31, 2019	
		No. of shares	Amount	No. of shares	Amount
<b>Non - Current</b>					
Unquoted (Fully paid)					
Investment measured at cost					
Investment in Joint Venture					
Vithal Castor Polyols Private Limited	5	18,000,000	101,719,723	18,000,000	96,763,000
		(A)	101,719,723		96,763,000
Others - Investment in equity instrument at fair value through Other Comprehensive income					
Enviro Infrastructure Company Limited	10	75,000	750,000	75,000	5,930,816
Ahmedabad Commodity Exchange Limited	10	121,600	1,153,000	121,600	177,496
Bombay Commodity Exchange Limited	10	500	5,000	500	198,181
Narmada Clean Tech Limited	10	36,000	360,000	36,000	744,609
Less : Provision for Diminution in the Value			(1,153,000)		-
		(B)	1,115,000		7,051,102
Investment carried at Fair Value through Profit and Loss Account (FVTPL)					
National Savings Certificate	5000	1	5,000	1	5,000
National Savings Certificate	500	2	1,000	2	1,000
		(C)	6,000		6,000
Quoted (Fully paid)					
Others					
Investment carried at Fair Value through Profit and Loss Account (FVTPL)					
HDFC Banking and PSU Debt Fund-Regular Plan-Growth Option	10	-	-	870,474	13,082,795
HDFC Floating Rate Income Fund-Short Term Plan-Wholesale Option-Regular Plan-Growth	10	-	-	184,872	6,008,922
		(D)	-		19,091,717
		(A+B+C+D)	102,840,723		122,911,819
Total Unquoted Investments		(A+B+C)	102,840,723		103,820,102
Total Quoted Investments		(D)	-		19,091,717



## NOTES ON CONSOLIDATED FINANCIAL STATEMENTS FOR THE YEAR ENDED MARCH 31, 2020

Note 8: Loans		(Amount in ₹)	
Particulars	March 31, 2020	March 31, 2019	
<b>Non - Current</b>			
(Unsecured, Considered Good)			
Loan to Employees	1,137,929	1,443,016	
	<b>1,137,929</b>	<b>1,443,016</b>	
<b>Current</b>			
(Unsecured, Considered Good)			
Loan to Employees	728,625	1,057,082	
	<b>728,625</b>	<b>1,057,082</b>	

Note 9: Other financial assets			
Particulars	March 31, 2020	March 31, 2019	
<b>Non - Current</b>			
Security Deposits	19,470,210	17,493,232	
Earmarked balances with Bank for Unclaimed Dividend	3,339,086	3,171,786	
Fixed Deposit with Banks	7,340,934	7,222,294	
	<b>30,150,230</b>	<b>27,887,312</b>	
<b>Current</b>			
Accrued Interest on Fixed Deposit	83,028	68,593	
Security Deposits	53,780	-	
Mark to Market Gain on Forward Contracts	-	96,359,174	
	<b>136,808</b>	<b>96,427,767</b>	

Note 9.1: Fixed Deposit of ₹7,289,934 (PY ₹7,171,294) under lien with banks for bank guarantee issued to creditors.

Note 10: Other assets			
Particulars	March 31, 2020	March 31, 2019	
<b>Non - Current</b>			
Capital Advances (Unsecured, Considered Good)	6,808,808	35,813,788	
VAT and Other Taxes Recoverable	37,243,639	37,243,639	
Security Deposits (Unsecured, Considered Good)	-	162,443	
Prepaid Expense	1,069,782	2,403,411	
<b>(Unsecured Considered doubtful)</b>			
Capital Advances	2,544,000	2,544,000	
Less: Provision for doubtful advances	(2,544,000)	(2,544,000)	
	<b>45,122,229</b>	<b>75,623,281</b>	
<b>Current</b>			
(Unsecured, Considered Good)			
<b>Advances other than Capital Advance</b>			
Advance to Suppliers	72,886,011	202,944,550	
Advance to Others	-	8,003	
Security Deposits	1,649,126	1,863,187	
<b>Others</b>			
Export Benefits Receivable	35,521,262	35,676,500	
GST, VAT and Other Taxes Recoverable	200,008,574	537,732,147	
Prepaid Expenses	9,216,515	1,098,256	
	<b>319,281,488</b>	<b>779,322,644</b>	

Note 11: Current tax assets (net)			
Particulars	March 31, 2020	March 31, 2019	
Current tax asset (net)	96,749,158	2,533,110	
	<b>96,749,158</b>	<b>2,533,110</b>	

## NOTES ON CONSOLIDATED FINANCIAL STATEMENTS FOR THE YEAR ENDED MARCH 31, 2020

**Note 12: Inventories** (Amount in ₹)

Particulars	March 31, 2020	March 31, 2019
Raw Materials	517,676,731	3,307,462,007
Chemicals	39,931,501	52,105,284
Work in Process	56,927,749	30,903,603
Finished Goods	835,100,648	1,156,164,372
Packing Material	18,638,896	24,621,242
Stores and Spares	39,247,734	33,034,020
	<b>1,507,523,259</b>	<b>4,604,290,528</b>

**Note 13: Trade Receivables**

Particulars	March 31, 2020	March 31, 2019
(Unsecured, Considered Good)		
Trade Receivables	1,595,552,695	2,201,391,909
	<b>1,595,552,695</b>	<b>2,201,391,909</b>

**Note 14: Cash and Cash Equivalents**

Particulars	March 31, 2020	March 31, 2019
<b>Cash and Cash Equivalents</b>		
Balance with Banks		
in Current Accounts	76,694,249	49,050,702
Cash on hand	398,600	177,248
<b>Other Bank Balance</b>		
Fixed Deposit with Banks	1,397,589	1,400,000
	<b>78,490,438</b>	<b>50,627,950</b>

**Note 15: Equity Share Capital**

**(a) Authorized/Issued/Subscribed and Paid Up**

Particulars	March 31, 2020	March 31, 2019
<b>Authorized</b>		
79,000,000 Equity Shares of ₹5/- each	395,000,000	395,000,000
6,000,000 Redeemable Preference Shares of ₹5/- each	30,000,000	30,000,000
	<b>425,000,000</b>	<b>425,000,000</b>
<b>Issued, Subscribed and Paid up</b>		
30,000,000 (P.Y. 30,000,000)	150,000,000	150,000,000
Equity Shares of ₹5/- each fully paid up	150,000,000	150,000,000
	<b>150,000,000</b>	<b>150,000,000</b>

**(b) Reconciliation of outstanding number of shares**

Particulars	No. of Shares held	Amount
Shares outstanding at the March 31, 2019	30,000,000	150,000,000
Movements	-	-
Shares outstanding at the March 31, 2020	<b>30,000,000</b>	<b>150,000,000</b>

\*The Company has issued and allotted 1,50,00,000 equity shares to the eligible holders of equity shares on the record date (i.e., August 2, 2017) as bonus equity shares by capitalizing reserves on August 3, 2017.

**(c) Details of shareholders holding more than 5 % shares**

Name of Shareholders	No. of Shares held	% of Holding
Jayant Finvest Limited		
As at March 31, 2019	17,679,700	58.93%
As at March 31, 2020	<b>18,164,000</b>	<b>60.55%</b>



## NOTES ON CONSOLIDATED FINANCIAL STATEMENTS FOR THE YEAR ENDED MARCH 31, 2020

(d) Rights, preferences and restrictions attached to equity shares: The company has one class of equity shares having a face value of ₹5/- each per share. Each shareholder is eligible for one vote per share held. The dividend proposed by the Board of Directors is subject to the approval of the shareholders in the ensuing Annual General Meeting, except in case of interim dividend. In the event of liquidation, the equity shareholders are eligible to receive the remaining assets of the Company after distribution of all preferential amounts, in proportion to their shareholding.

(e) Equity Shares held by holding company

Particulars	No. of Shares held	Amount
Jayant Finvest Limited		
As at March 31, 2019	17,679,700	88,398,500
As at March 31, 2020	18,164,000	90,820,000

**Note 16: Other Equity**

(Amount in ₹)

Particulars	March 31, 2020	March 31, 2019
Capital Reserves (refer Note 16.1 below)	62,925,000	62,925,000
Securities Premium Account (refer Note 16.2 below)	393,244,919	393,244,919
General Reserve (refer Note 16.3 below)	315,366,703	315,366,703
<b>Surplus</b>		
Balance as at the beginning of the year	2,816,516,931	2,316,461,698
Add: Net Profit/(Loss) for the current year	(321,609,910)	558,035,126
Less: Final Dividend	60,000,000	40,500,000
Interim Dividend	-	9,824,698
Dividend Distribution Tax	12,333,176	7,655,195
Balance at the end of the year	2,422,573,845	2,816,516,931
<b>Reserve for Other Comprehensive Income</b>		
Balance as at the beginning of the year	29,713,850	(15,095,410)
Add/(Less): During the year	(119,033,005)	44,809,260
Balance at the end of the year	(89,319,154)	29,713,850
	3,104,791,312	3,617,767,403

**Note 16.1:** Capital Reserve was partially created in FY 2009-10 for forfeiture of Share warrants and partially in FY 2011-12 on account of amalgamation of a Company.

**Note 16.2:** Amount received on issue of shares in excess of the par value has been classified as security premium account.

**Note 16.3:** General Reserve is created from time to time by way of transfer of profits from retained earnings for appropriation purpose. General Reserve is created by transfer of one component of equity to another and hence not an item of Other Comprehensive Income.



## NOTES ON CONSOLIDATED FINANCIAL STATEMENTS FOR THE YEAR ENDED MARCH 31, 2020

Note 17: Borrowings (Amount in ₹)

Particulars	March 31, 2020	March 31, 2019
<b>Secured</b>		
<b>Non-Current</b>		
<b>Term Loans</b>		
From Banks (refer Note 17.1 below)	79,990,230	63,514,415
From Companies (refer Note 17.1 below)	-	782,516
	<b>79,990,230</b>	<b>64,296,931</b>
<b>Current</b>		
<b>Working Capital Loans</b>		
From Banks (refer Note 17.2 below)	1,625,704,363	4,339,353,822
	<b>1,625,704,363</b>	<b>4,339,353,822</b>

**Note 17.1: Terms of repayment of Long Term Secured Loans**

**March 31, 2020**

Particulars	Nature of Security	Terms of repayment
Secured Term Loan from Bank	Loan is secured against mortgage of office premises.	Repayable in 48 monthly installment starting from 7 <sup>th</sup> August, 2019. Last installment due in July 2024. Rate of interest 9.55% p.a. as at year end.
Secured Term Loan from Bank	Loan is secured against mortgage of office premises.	Repayable in 60 monthly installment starting from 7 <sup>th</sup> July, 2017. Last installment due in July 2021. Rate of interest 9.60% p.a. as at year end.
Secured Vehicle Loan from Companies	The Loan is secured against hypothecation of Vehicles acquired out of the sanctioned loan amount.	Repayable in 59 monthly installment starting from 1 <sup>st</sup> May, 2016. Last installment due in March 2021. Rate of interest 10.24% p.a. as at year end.

**March 31, 2019**

Particulars	Nature of Security	Terms of repayment
Secured Term Loan from Bank	Loan is secured against mortgage of office premises.	Repayable in 48 monthly installment starting from 7 <sup>th</sup> July, 2017. Last installment due in July 2021. Rate of interest 9.15% p.a. as at year end.
Secured Vehicle Loan from Companies	The Loan is secured against hypothecation of Vehicles acquired out of the sanctioned loan amount.	Repayable in 59 monthly installment starting from 1 <sup>st</sup> May, 2016. Last installment due in March 2021. Rate of interest 10.24% p.a. as at year end.

**Note 17.2:** Working capital loan are secured in consortium by joint deed of hypothecation, pari passu basis on raw material, work in process, finished goods, spares and receivables and personal guarantee of the directors. Further, collaterally secured by equitable mortgage of all present and future immovable properties comprising inter alia machinery, equipment, plant and spares.



## NOTES ON CONSOLIDATED FINANCIAL STATEMENTS FOR THE YEAR ENDED MARCH 31, 2020

### Note 18: Deferred Tax

(Amount in ₹)

Particulars	March 31, 2020	March 31, 2019
<b>Deferred Tax Liability</b>		
Difference of net block claimed as per Income Tax Act over net block as per the books of accounts	312,138,365	425,180,917
Difference on account of fair valuation of financial instrument	-	390,784
Difference on account of Fair Valuation of Mutual Funds	-	803,846
Remeasurement benefit of the defined benefit plans through P&L	-	6,921,261
Remeasurement benefit of the defined benefit plans through OCI	-	-
<b>(a)</b>	<b>312,138,365</b>	<b>433,296,808</b>
<b>Deferred Tax Assets</b>		
Expenses allowable on actual payment basis	16,066,733	18,303,463
Deferred Tax on business loss	152,617,430	-
MAT Credit Entitlement	-	207,736
Difference on account of Fair Valuation of Financial Instrument	320	463,515
Remeasurement benefit of the defined benefit plans through OCI	6,532,401	12,054,970
<b>(b)</b>	<b>175,216,884</b>	<b>31,029,684</b>
<b>Deferred Tax Liability (Net)</b>	<b>Total (a-b)</b>	
	<b>136,921,481</b>	<b>402,267,124</b>

### Note 19: Trade Payables

Particulars	March 31, 2020	March 31, 2019
Total Outstanding Dues of Micro Enterprises and Small Enterprises (refer Note No. 38)	101,006,593	171,627,108
Total Outstanding Dues of Creditors other than Micro Enterprises and Small Enterprises	319,929,849	947,089,078
	<b>420,936,442</b>	<b>1,118,716,186</b>

### Note 20: Other Financial Liabilities

Particulars	March 31, 2020	March 31, 2019
<b>Current</b>		
Current Maturities on Long-Term Debt	66,517,356	46,187,576
Interest Accrued but not Due on Borrowings	11,141,042	24,462,474
Unclaimed Dividend	3,339,086	3,171,786
Forward Contract Payable	142,445,041	-
Creditors for Capital Goods	10,955,098	5,950,705
Provision for Contractual Loss	30,579,746	-
Other Payable	47,669,159	57,122,589
Security Deposit	971,333	861,333
Bank Account Overdrawn	17,762,350	55,028,182
	<b>331,380,212</b>	<b>192,784,645</b>

## NOTES ON CONSOLIDATED FINANCIAL STATEMENTS FOR THE YEAR ENDED MARCH 31, 2020

### Note 21: Provisions

(Amount in ₹)

Particulars	March 31, 2020	March 31, 2019
<b>Non-Current</b>		
Provision for Employee Benefits		
Gratuity	23,090,012	10,258,766
Compensated Absences	33,958,264	26,173,517
	<b>57,048,276</b>	<b>36,432,283</b>
<b>Current</b>		
Provision for Employee Benefits		
Bonus	15,795,201	13,912,349
Gratuity	10,327,383	10,766,609
Compensated Absences	6,615,132	5,959,420
	<b>32,737,716</b>	<b>30,638,378</b>

### Note 22: Other Liabilities

Particulars	March 31, 2020	March 31, 2019
Advances from Customers	19,951,380	13,666,681
Statutory Dues	9,782,169	11,345,026
	<b>29,733,549</b>	<b>25,011,707</b>

### Note 23: Revenue from Operations

Particulars	March 31, 2020	March 31, 2019
Sale of Products (includes sales in transit)	24,689,038,264	24,229,602,651
Power Generation Income	33,262,461	25,107,732
<b>Other Operating Income</b>		
Export Benefits	212,126,713	252,059,534
Service Income	98,125	199,840
Gain on Foreign Exchange Fluctuation	141,216,145	(121,924,635)
	<b>25,075,741,708</b>	<b>24,385,045,121</b>

### Note 24: Other Income

Particulars	March 31, 2020	March 31, 2019
<b>Interest Income</b>		
Interest Income on Bank Deposit Carried at Amortised Cost	578,890	579,053
Interest Income on Security Deposit carried at Fair Value	1,210,546	1,225,728
Interest Income on Loan to employee carried at Fair Value	235,644	137,321
Interest Income on Others	26,156,576	41,390,105
<b>Dividend Income</b>		
Dividend received from Subsidiary Company	-	13,082,154
<b>Other Non-Operating Income</b>		
Insurance Claim Received	4,815,784	1,006,165
Rent Received	3,600,000	3,600,000
Miscellaneous Income	12,010,891	9,638,698
Income due to Fair Valuation of Mutual Funds	164,832	1,262,950
<b>Other Gains and Losses</b>		
Gain on Sale of Fixed Assets	-	329,886
	<b>48,773,163</b>	<b>72,252,061</b>



## NOTES ON CONSOLIDATED FINANCIAL STATEMENTS FOR THE YEAR ENDED MARCH 31, 2020

### Note 25: Cost of Materials Consumed

(Amount in ₹)

Particulars	March 31, 2020	March 31, 2019
<b>Raw Materials</b>		
Inventory at the beginning of the year	3,307,462,007	3,392,217,403
Add: Purchases	14,182,306,928	13,496,149,271
	17,489,768,934	16,888,366,674
Less: Inventory at the end of the year	(517,676,731)	(3,307,462,007)
Cost of Raw Materials consumed	<b>16,972,092,203</b>	<b>13,580,904,667</b>
<b>Chemicals</b>		
Inventory at the beginning of the year	49,980,102	50,680,653
Add: Purchases	706,802,520	837,825,713
	756,782,623	888,506,366
Less: Inventory at the end of the year	(36,837,184)	(49,980,102)
Cost of Chemicals consumed	<b>719,945,438</b>	<b>838,526,263</b>
<b>Primary Packing Materials</b>		
Inventory at the beginning of the year	21,330,056	15,091,248
Add: Purchases	133,280,734	146,806,476
	154,610,790	161,897,724
Less: Inventory at the end of the year	(15,385,711)	(21,330,056)
Cost of Primary Packing Material consumed	<b>139,225,079</b>	<b>140,567,668</b>
	<b>17,831,262,721</b>	<b>14,559,998,599</b>

### Note 26: Changes in Inventories of Finished Goods, Work-in-Process and Stock-in-Trade

Particulars	March 31, 2020	March 31, 2019
<b>Opening Stock</b>		
Work in Process	30,903,603	37,474,308
Finished Goods	1,156,164,372	944,274,429
	<b>1,187,067,975</b>	<b>981,748,737</b>
<b>Closing Stock</b>		
Work in Process	56,927,749	30,903,603
Finished Goods	835,100,648	1,156,164,372
	<b>892,028,397</b>	<b>1,187,067,975</b>
(Increase) / Decrease in Stock	<b>295,039,578</b>	<b>(205,319,238)</b>

### Note 27: Employee Benefits Expense

Particulars	March 31, 2020	March 31, 2019
Salaries and Incentives	385,575,971	338,975,560
Contributions to Provident Fund and Other Funds	35,915,117	34,176,616
Staff Welfare Expenses	11,023,107	13,227,348
	<b>432,514,195</b>	<b>386,379,524</b>

### Note 28: Finance Costs

Particulars	March 31, 2020	March 31, 2019
<b>Interest Expense on Borrowings</b>		
Interest Expense on Borrowings	382,519,840	430,440,852
Interest Expense - Others	2,585,568	4,339,341
Interest on lease liability	7,189,763	-
<b>Other Borrowing Cost</b>		
Processing Fees	13,798,686	13,468,000
	<b>406,093,857</b>	<b>448,248,193</b>

## NOTES ON CONSOLIDATED FINANCIAL STATEMENTS FOR THE YEAR ENDED MARCH 31, 2020

Note 29: Other Expenses		(Amount in ₹)	
Particulars	March 31, 2020	March 31, 2019	
Consumption of Stores and Spares	105,809,707	104,517,662	
Consumption of Packing Materials	46,264,507	50,655,858	
Power and Fuel	315,092,754	304,664,830	
Rent, Rates and Taxes	4,966,864	33,762,632	
Job Work Charges	1,676,613	2,418,901	
<b>Repairs &amp; Maintenance</b>			
Building	9,338,349	7,607,468	
Machinery	82,168,920	67,129,164	
Others	13,142,772	13,304,637	
Insurance	9,754,816	11,660,599	
Freight, Coolie and Cartage	641,617,888	688,614,118	
Storage Charges	41,511,854	46,932,081	
Brokerage on Sales	33,095,958	33,685,135	
Brokerage on Purchases	10,856,678	11,275,701	
Research and Development Expenses	9,201,284	8,754,488	
Loss on Foreign Exchange Fluctuation	36,476,119	16,909,692	
Corporate Social Responsibility Expenses (Refer Note 47)	8,028,541	13,724,877	
Provision for Doubtful Advances	-	2,544,000	
Provision for Diminution in the Value of Investment	1,153,000	-	
Other Operating Expenses	197,670,895	218,190,741	
<b>Auditors Remuneration</b>			
Statutory Audit Fees	3,233,600	3,233,600	
Other matters	120,000	80,000	
	<b>1,571,181,118</b>	<b>1,639,666,184</b>	





## NOTES ON CONSOLIDATED FINANCIAL STATEMENTS FOR THE YEAR ENDED MARCH 31, 2020

### Note 30: Fair Value Measurement

#### Financial instruments by category

(Amount in ₹)

Particulars	March 31, 2020			March 31, 2019		
	FVTPL	FVOCI	Amortised cost	FVTPL	FVOCI	Amortised cost
<b>Financial assets</b>						
Investments						
- in Joint Venture	-	-	101,719,723	-	-	96,763,000
- in Equity Instruments	-	1,115,000	-	-	7,051,102	-
- in Mutual Funds	-	-	-	19,091,717	-	-
- in Others	6,000	-	-	6,000	-	-
Trade Receivables	-	-	1,595,552,695	-	-	2,201,391,909
Cash & Cash Equivalents	-	-	78,490,438	-	-	50,627,950
Loans	1,866,554	-	-	2,500,098	-	-
Other Financial Assets	16,595,125	-	13,691,913	72,479,781	38,100,141	13,735,157
<b>Total financial assets</b>	<b>18,467,679</b>	<b>1,115,000</b>	<b>1,789,454,770</b>	<b>94,077,596</b>	<b>45,151,243</b>	<b>2,362,518,016</b>
<b>Financial liabilities</b>						
Borrowings	-	-	1,705,694,593	-	-	4,403,650,753
Trade Payables	-	(4,193,200)	425,129,642	-	-	1,118,716,186
Other financial liabilities	62,984,069	79,460,972	255,822,045	-	-	192,784,645
<b>Total financial liabilities</b>	<b>62,984,069</b>	<b>75,267,772</b>	<b>2,386,646,280</b>	<b>-</b>	<b>-</b>	<b>5,715,151,584</b>

#### (i) Fair value hierarchy

This section explains the judgements and estimates made in determining the fair values of the financial instruments that are measured at amortised cost and for which fair values are disclosed in the financial statements. To provide an indication about the reliability of the inputs used in determining fair value, the company has classified its financial instruments into the three levels prescribed under the accounting standard. An explanation of each level follows underneath the table.

Assets and liabilities for which fair values are disclosed as at March 31, 2020	Carrying Amount	Level 1	Level 2	Level 3	Total
<b>Financial assets</b>					
Investments					
- in Joint Venture	101,719,723	-	-	-	101,719,723
- in Equity Instruments	-	-	-	1,115,000	1,115,000
- in Others	-	-	-	6,000	6,000
Trade Receivables	1,595,552,695	-	-	-	1,595,552,695
Cash & Cash Equivalents	78,490,438	-	-	-	78,490,438
Loans	-	-	-	1,866,554	1,866,554
Other Financial Assets	13,691,913	-	-	16,595,125	30,287,038
<b>Total financial assets</b>	<b>1,789,454,770</b>	<b>-</b>	<b>-</b>	<b>19,582,679</b>	<b>1,809,037,449</b>
<b>Financial liabilities</b>					
Borrowings	1,705,694,593	-	-	-	1,705,694,593
Trade Payables	425,129,642	(4,193,200)	-	-	420,936,442
Other financial liabilities	255,822,045	142,445,041	-	-	398,267,086
<b>Total financial liabilities</b>	<b>2,386,646,280</b>	<b>138,251,841</b>	<b>-</b>	<b>-</b>	<b>2,524,898,121</b>

**Note:** These are for operation purposes and the Company expects its refund on exit. The Company estimates that the fair value of these investments are not materially different as compared to its cost.

## NOTES ON CONSOLIDATED FINANCIAL STATEMENTS FOR THE YEAR ENDED MARCH 31, 2020

Note 30: Fair Value Measurement (Contd..)

(Amount in ₹)

Assets and liabilities for which fair values are disclosed as at March 31, 2019	Carrying Amount	Level 1	Level 2	Level 3	Total
<b>Financial assets</b>					
Investments					
- in Joint Venture	96,763,000	-	-	-	96,763,000
- in Equity Instruments	-	-	-	7,051,102	7,051,102
- in Mutual Funds	-	19,091,717	-	-	19,091,717
- in Others	-	-	-	6,000	6,000
Trade Receivables	2,201,391,909	-	-	-	2,201,391,909
Cash & Cash Equivalents	50,627,950	-	-	-	50,627,950
Loans	-	-	-	2,500,098	2,500,098
Other Financial Assets	13,735,157	110,579,922	-	-	124,315,079
<b>Total financial assets</b>	<b>2,362,518,016</b>	<b>129,671,639</b>	<b>-</b>	<b>9,557,200</b>	<b>2,501,746,855</b>
<b>Financial liabilities</b>					
Borrowings	4,403,650,753	-	-	-	4,403,650,753
Trade Payables	1,118,716,186	-	-	-	1,118,716,186
Other financial liabilities	192,784,645	-	-	-	192,784,645
<b>Total financial liabilities</b>	<b>5,715,151,584</b>	<b>-</b>	<b>-</b>	<b>-</b>	<b>5,715,151,584</b>

The financial instruments are categorised into three levels based on the inputs used to arrive at fair value measurements as described below:

**Level 1:** Quoted prices (unadjusted) in active markets for identical assets or liabilities.

**Level 2:** Inputs other than the quoted prices included within Level 1 that are observable for the assets or liability, either directly or indirectly; and

**Level 3:** Inputs based on unobservable market data.

### (ii) Valuation Methodology

All financial instruments are initially recognised and subsequently re-measured at fair value as described below:

The fair value of investment in Government Securities is measured at quoted price.

The fair value of Forward Foreign Exchange contracts is determined using forward exchange rates at the balance sheet date.

Commodity derivative contracts are valued using available information in markets and quotations from exchange.

The fair value of level 3 instruments is valued using inputs based on information about market participants assumptions and other data that are available.

The fair value of the remaining financial instruments is determined using discounted cash flow analysis.

All foreign currency denominated assets and liabilities are translated using exchange rate at reporting date.



## NOTES ON CONSOLIDATED FINANCIAL STATEMENTS FOR THE YEAR ENDED MARCH 31, 2020

### Note 31: Financial risk management

The Company's business activities expose it to a variety of financial risks, namely liquidity risk, market risks and credit risk. The Company has the overall responsibility for the establishment and oversight of the Company's risk management framework. The Company's risk management policies are established to identify and analyse the risks faced by the Company, to set appropriate risk limits and controls and to monitor risks and adherence to limits. Risk management policies and systems are reviewed regularly to reflect changes in market conditions and the Company's activities.

The Risk Management policy of the Company provides assurance that the Company's financial risk activities are governed by appropriate policies and procedures and that financial risks are identified, measured and managed in accordance with the Company's policies and risk objectives. The Finance department activities are designed to:

- protect the Company's financial results and position from financial risks;
- maintain market risks within acceptable parameters, while optimising returns; and
- protect the Company's financial investments, while maximising returns.

### Liquidity Risk

#### Maturities of financial liabilities

The following table shows the maturity analysis of the Company's financial liabilities based on contractually agreed undiscounted cash flows as at the Balance sheet date:

(Amount in ₹)				
March 31, 2020	Less than 1 year	1-3 Years	3-5 Years	Total
Borrowings	1,692,221,719	51,081,942	28,908,288	1,772,211,949
Trade payables	420,936,442	-	-	420,936,442
Other liabilities	290,535,747	41,213,983	-	331,749,730
March 31, 2019	Less than 1 year	1-3 Years	3-5 Years	Total
Borrowings	4,385,541,398	97,015,623	13,304,729	4,495,861,751
Trade payables	1,118,716,186	-	-	1,118,716,186
Other liabilities	146,597,069	-	-	146,597,069

### A) Management of market risk

#### Interest Risk

Company's borrowing is in the form of working capital loans which are linked to MCLR of the lending banks. Any change in the MCLR can have a positive or negative impact on the companies profit to the extent the benefit or cost is not absorbed in the selling price of the products.

#### Interest Rate Sensitivity Analysis

A change of 1% in interest rates would have following Impact on profit before tax

(Amount in ₹)		
Particulars	March 31, 2020	March 31, 2019
1% increase would decrease the profit before tax by	3,825,198	4,304,409
1% decrease would Increase the profit before tax by	(3,825,198)	(4,304,409)

#### A2 - Commodity Risk

The prices of agricultural commodities are subject to wide fluctuations due to unpredictable factors such as weather, government policies, change in global demand and farmers sowing pattern.

The castor seed crop is shallow in nature and much smaller crop in size, therefore there is an inherent risk associated with the wide fluctuation in castor seed prices, the main raw material of the company.

The company has in place Risk Management Policy which is reviewed from time to time to cap the potential losses arising from such risks.

## NOTES ON CONSOLIDATED FINANCIAL STATEMENTS FOR THE YEAR ENDED MARCH 31, 2020

### Note 31: Financial risk management (cond..)

#### B) Management of credit risk

Credit risk is the risk of financial loss to the Company if a customer or counter-party fails to meet its contractual obligations.

The group is exposed to credit risk from loans and deposits with banks and others, as well as credit exposure to customers.

##### Trade receivable

Credit risks related to receivables resulting from the sale of inventory property is managed by screening the customer profile and also by sales to high credit rating counterparties therefore, substantially eliminating the Company's credit risk in this respect.

##### Other financial assets

Credit risk from balances with banks and financial institutions is managed in accordance with the Company's policy. Investments of surplus funds are made only with approved counterparties and within credit limits assigned to each counterparties. Counterparty credit limits are reviewed on periodic basis, and updated the same as and when required as per the credit profile of the customer. The limits are set to minimise the concentration of risks and therefore mitigate financial loss through potential counterparty failure.

#### C) Foreign Currency Risk management

The Company undertakes transactions denominated in foreign currencies; consequently, exposures to exchange rate fluctuations arise. Exchange rate exposures are managed within approved policy parameters utilising forward foreign exchange contracts.

The carrying amounts of the Company's foreign currency dominated monetary assets and monetary liabilities at the end of the reporting period are as follows:

Particulars	Liabilities (Foreign Currency)		Assets (Foreign Currency)	
	March 31, 2020	March 31, 2019	March 31, 2020	March 31, 2019
In US Dollars (USD)	723,002	1,143,403	17,262,986	28,334,433
In Euro (EUR)	2,750	-	-	131,637
In JPY (JPY)	-	251,100	-	-

Particulars	Liabilities (Amount in ₹)		Assets (Amount in ₹)	
	March 31, 2020	March 31, 2019	March 31, 2020	March 31, 2019
In US Dollars (USD)	54,977,084	79,569,390	1,306,197,498	1,959,467,673
In Euro (EUR)	232,403	-	-	10,005,690
In JPY (JPY)	-	159,047	-	-

#### Foreign Currency Sensitivity Analysis

The Company is mainly exposed to the currency: USD, EUR, JPY.

The following table details the Company's sensitivity to a 5% increase and decrease in the INR against the relevant foreign currencies. 5% is the sensitivity rate used when reporting foreign currency risk internally to key managerial personnel and represents management's assessment of the reasonably possible change in foreign exchange rates. This is mainly attributable to the exposure outstanding on receivables and payables in the Company at the end of the reporting period. The sensitivity analysis includes only outstanding foreign currency denominated monetary items and adjusts their translation at the period end for a 5% change in foreign currency rate. A positive number below indicates an increase in the profit or equity where the INR strengthens 5% against the relevant currency. For a 5% weakening of the INR against the relevant currency, there would be a comparable impact on the profit or equity, and the balances below would be negative.

Particulars	Foreign Currency Impact	
	March 31, 2020	March 31, 2019
Increase in exchange rate by 5%	62,549,401	94,487,246
Decrease in exchange rate by 5%	(62,549,401)	(94,487,246)

The Company, in accordance with its risk management policies and procedures, enters into foreign currency forward contracts to manage its exposure in foreign exchange rate variations. The counter party is generally a bank. These contracts are for a period between one day and four years. The above sensitivity does not include the impact of foreign currency forward contracts which largely mitigate the risk.



## NOTES ON CONSOLIDATED FINANCIAL STATEMENTS FOR THE YEAR ENDED MARCH 31, 2020

### Note 31: Financial risk management (cond..)

#### Derivative Instruments:

The Company uses foreign currency forward contracts to hedge its risks associated with foreign currency fluctuations relating to accounts receivable, accounts payable and future sales order. The use of foreign currency forward contracts is governed by the Company's strategy approved by the Board of Directors, which provide principles on the use of such forward contracts consistent with the Company's Risk Management Policy. The Company does not use forward contracts for speculative purposes.

The following forward exchange contracts are outstanding as at balance sheet date :

Particulars	Payable			Receivable/Future Sales Order		
	No. of Contracts	Amount in ₹	Foreign Currency (USD) in million	No. of Contracts	Amount in ₹	Foreign Currency (USD) in million
March 31, 2020	-	-	-	184	2,904,624,568	39.94
March 31, 2019	-	-	-	329	5,525,141,273	77.49

The line item in the Balance Sheet that includes the above hedging instruments are "Other financial assets and other financial liabilities"

#### Note 31 (a): Capital Management

The Company considers that capital includes net debt and equity attributable to the equity holders.

The primary objective of the Company's capital management is to ensure that it maintains a strong credit rating and healthy credit ratios in order to support its business and maximise shareholders value.

The Company manages its capital structure and makes adjustments to it, in light of changes in economic conditions. To maintain or adjust the capital structure, the Company may adjust the dividend payment to shareholders, return capital to shareholders or issue new shares.

No changes were made in the objectives, policies or processes for managing capital during the years ended March 31, 2020 and March 31, 2019.

The Company monitors capital using a gearing ratio which is total capital divided by Net debt. The Company includes within Net debt, interest bearing loans and borrowings, trade and other payables, less cash and cash equivalents excluding discontinued operations.

The gearing ratios were as follows:

(Amount in ₹)

Particulars	March 31, 2020	March 31, 2019
Net debt (net off cash and bank balances)	2,835,348,937	6,028,478,221
Cash and Marketable Securities	78,490,438	50,627,950
<b>Net Debt (A)</b>	<b>2,756,858,498</b>	<b>5,977,850,271</b>
Total Equity (B)	3,254,791,312	3,767,767,403
Net debt to equity ratio (A/B)	0.87	1.60



## NOTES ON CONSOLIDATED FINANCIAL STATEMENTS FOR THE YEAR ENDED MARCH 31, 2020

### Note 32: Outstanding Forward Contracts

Forward Contracts of ₹2,904,624,568/- (USD 39.94 Million) (PY ₹5,525,141,273/- (USD 77.49 Million)) are outstanding as on March 31, 2020.

### Note 33: Contingent Liabilities

(Amount in ₹)

Particulars	March 31, 2020	March 31, 2019
<b>Claims not acknowledged by the company</b>		
Service Tax	10,346,716	16,739,623
Industrial Dispute Act, 1947	-	388,623
Gujarat Value Added Tax Act, 2003	16,783,536	16,783,536
<b>Counter Guarantee given to banks</b>		
Bank Guarantee issued to MGVCL	36,208,699	38,308,699
Bank Guarantee issued to Supplier	2,427,750	3,003,750
Guarantees given on behalf of Subsidiary (refer Note 1 below)	3,940,000,000	3,940,000,000
<b>Other Money for which the Company is Contingently Liable</b>		
Liability in respect of Bills Discounted with Banks	3,145,828	210,641,283

**Note 33.1:** The borrowings of the subsidiary company are primarily secured against the fixed assets of the subsidiary in case of term loan and current assets in case of working capital loans. The company being the holding company has provided corporate guarantee over and above the security provided by the subsidiary.

### Note 34: Dividend

Particulars	March 31, 2020	March 31, 2019
<b>Dividend on equity shares paid during the year</b>		
Final dividend for the FY 2018-19 [₹2.00 (Previous year ₹1.35) per equity share of ₹5 each]	60,000,000	40,500,000
Dividend distribution tax on final dividend	12,333,176	5,635,700
Interim dividend for the FY 2019-20 ₹NIL [(Previous year ₹2.38) per equity share of ₹10 each]	-	9,824,698
Dividend distribution tax on interim dividend	-	2,019,495
	<b>72,333,176</b>	<b>57,979,893</b>

### Note 35: Expenditure on Research and Development

Particulars	March 31, 2020	March 31, 2019
Revenue Expenditure	30,127,290	26,410,320
Capital Expenditure other than Building	675,545	8,416,497
	<b>30,802,835</b>	<b>34,826,817</b>

### Note 36: Capital Commitment

Estimated amount of contracts remaining to be executed on capital accounts amounted to ₹12,839,990/- (P.Y. ₹97,079,136/-).

### Note 37: Transitional Provision- Ind As 116 Leases

The Company has adopted IND AS 116 "Leases" with a date of initial application on 1 April 2019. As a result, the Company has changed its accounting policy for lease contracts.

The Company applied IND AS 116 using the modified retrospective approach and recognized lease liability equal to the present value of the remaining lease payments, discounted using the lessee's incremental borrowing rate at the date of initial application. Therefore, The Company has recognized right of use asset at an amount equal to the lease liability in the balance sheet before the date of initial application.

In the Statement of Profit and Loss for the current period, the nature of expenses in respect of operating leases are recognised as amortisation of right-of-use of assets and finance cost, as compared to lease rent in previous periods, and to this extent results for the current period are not comparable.



## NOTES ON CONSOLIDATED FINANCIAL STATEMENTS FOR THE YEAR ENDED MARCH 31, 2020

### Note 37: Transitional Provision- Ind As 116 Leases (cond..)

The Impact of adopting Ind AS-116 on the financial results for the year ended March 31, 2020 as follows: (Amount in ₹)

Particulars	March 31, 2020 (Erstwhile basis)	March 31, 2020 (As per Ind AS-116)	Increase/ (Decrease) in Profit
Other Expenses	1,601,239,954	1,571,181,118	30,058,836
Depreciation and amortisation	118,077,882	144,547,232	(26,469,350)
Finance costs	398,904,094	406,093,857	(7,189,763)
<b>Impact due to Ind AS-116</b>	<b>2,118,221,930</b>	<b>2,121,822,207</b>	<b>(3,600,277)</b>

### Maturity analysis of lease liability

(Amount in ₹)

Particulars	March 31, 2020
Less than one year	25,672,891
One to three years	41,213,983
More than three years	-
	<b>66,886,874</b>

### Note 38: Disclosure under the Micro, Small and Medium Enterprises Development Act (MSMED), 2006

Particulars	March 31, 2020	March 31, 2019
(i) Principal amount and the interest due thereon remaining unpaid to each supplier at the end of each accounting year (but within due date as per the MSMED Act)		
Principal amount due to micro and small enterprise	98,591,651	171,627,108
Interest due on above	2,414,942	-
(ii) Interest paid by the Company in terms of Section 16 of the Micro, Small and Medium Enterprises Development Act 2006, along-with the amount of the payment made to the supplier beyond the appointed day during the period	-	-
(iii) Interest due and payable for the period of delay in making payment (which have been paid but beyond the appointed day during the period) but without adding interest specified under the Micro, Small and Medium Enterprises Act, 2006	1,963,042	-
(iv) The amount of interest accrued and remaining unpaid at the end of each accounting year	451,900	-
(v) Interest remaining due and payable even in the succeeding years, until such date when the interest dues as above are actually paid to the small enterprises	2,414,942	-

Dues to Micro and Small Enterprises have been determined to the extent such parties have been identified on the basis of information collected by the Management. This has been relied upon by the auditors.

### Note 39: Earning Per Share

Particulars	March 31, 2020	March 31, 2019
<b>Weighted Average Number of Shares for Earning Per Share computation</b>		
For Basic Earning Per Share of ₹5/- each	30,000,000	30,000,000
For Diluted Earning Per Share of ₹5/- each	30,000,000	30,000,000
Net Profit/(Loss) Available for Equity Shareholders	(321,609,910)	558,035,126
<b>Earning Per Share (Weighted Average)</b>		
Basic Earnings Per Share ₹	(10.72)	18.60
Diluted Earnings Per Share ₹	(10.72)	18.60

### Note 40: Employee Benefit Obligation

The Company has recognised, in the Statement of Profit and Loss the following amount as contribution made under defined contribution plans.

Particulars	March 31, 2020	March 31, 2019
Provident Fund	23,265,435	21,011,779

### Gratuity:

The Company operates a gratuity plan covering qualifying employees. The benefit payable is the greater of the amount calculated as per the Payment of Gratuity Act or the Company scheme applicable to the employee. The benefit vests upon completion of the five years of continuous service and once vested is payable to employee on retirement or on termination of employment. The Company makes annual contribution to the gratuity scheme administered by the Life Insurance Corporation of India through its Gratuity Trust Fund.

## NOTES ON CONSOLIDATED FINANCIAL STATEMENTS FOR THE YEAR ENDED MARCH 31, 2020

### Note 40: Employee Benefit Obligation (cond..)

#### Reconciliation of opening and closing balances of Present Value Obligation

(Amount in ₹)

Particulars	March 31, 2020	March 31, 2019
Present Value Obligation at beginning of the period	102,559,393	57,831,134
Interest Cost	7,836,336	4,346,842
Current Service Cost	9,724,991	4,093,978
Past Service Cost	-	9,663,456
Benefits Paid	(3,254,356)	(2,434,670)
Actuarial (Gain)/Loss	11,395,979	29,058,653
Present Value Obligation at the end of the year	128,262,343	102,559,393

#### Reconciliation of opening and closing balances of fair value of Plan Assets

Particulars	March 31, 2020	March 31, 2019
Fair Value of Plan Assets at beginning of year	81,085,804	69,909,829
Adjustment to Opening Fair Value of Plan Assets	-	(62,103)
Interest Income	6,601,587	-
Employer Contribution	9,905,316	13,672,748
Benefits Paid	(3,254,356)	(2,434,670)
Fair Value of Plan Assets at year end	94,338,351	81,085,804

#### Reconciliation of Net Defined Benefit Liability

Particulars	March 31, 2020	March 31, 2019
Net Opening provision in books of accounts	20,966,992	(12,078,695)
Adjustment to the fund	-	62,103
Employer Benefit Expenses	11,252,987	12,288,976
Amounts recognised in Other Comprehensive Income	11,102,732	34,873,953
	<b>43,322,711</b>	<b>35,146,337</b>
Benefits paid by company	-	(506,597)
Contributions to plan assets	(9,905,316)	(13,672,748)
Net asset/(liability) recognised in Balance Sheet	33,417,395	20,966,992

#### Expenses recognised during the year

Particulars	March 31, 2020	March 31, 2019
Current Service Cost	9,724,991	4,093,978
Interest Cost	1,527,996	(1,468,458)
Past Service Cost	-	9,663,456
Expenses recognised in the statement of Profit and Loss	11,252,987	12,288,976

#### Amounts to be recognised in Balance Sheet

Particulars	March 31, 2020	March 31, 2019
Present Value Obligation at the end of the year	128,262,343	102,559,393
Adjustment to Opening Fair Value of Plan Assets	94,338,351	81,085,804
Net Asset/(Liability) recognised in the balance sheet	(33,923,992)	(21,473,589)

#### Other Comprehensive Income (OCI)

Particulars	March 31, 2020	March 31, 2019
Actuarial (Gain)/Loss recognised for the year	11,395,979	29,058,653
Return on plan assets excluding net interest	(293,247)	5,815,300
Total actuarial (Gain)/Loss recognised in OCI	11,102,732	34,873,953



## NOTES ON CONSOLIDATED FINANCIAL STATEMENTS FOR THE YEAR ENDED MARCH 31, 2020

### Note 40: Employee Benefit Obligation (cond..)

#### Assumptions and definitions:

Particulars	March 31, 2020	March 31, 2019
Discounting rate	6.50%	7.66%
Rate of increase in compensation level	7.00%	7.00%
Withdrawal rate	PS: 18 to 35: 3%	PS: 0 to 5: 15%
	PS: 36 to 50: 2%	PS: 5 to 10: 5%
	PS: 51 to 62: 1%	PS: 10 to 44: 0%

The estimates of rate of escalation in salary considered in actuarial valuation, take into account inflation, seniority, promotion and other relevant factors including supply and demand in the employment market. The above information is certified by the actuary.

The Expected Rate of Return on Plan Assets is determined considering several applicable factors, mainly the composition of Plan Assets held, assessed risks, historical results of return on Plan Assets and the Company's policy for Plan Assets Management.

#### Sensitivity Analysis

Significant Actuarial Assumptions for the determination of the defined benefit obligation are discount rate, expected salary increase and employee turnover. The sensitivity analysis below, have been determined based on reasonably possible changes of the assumptions occurring at end of the reporting period, while holding all other assumptions constant. The result of Sensitivity analysis is given below:

Particulars	(Amount in ₹)			
	March 31, 2020		March 31, 2019	
	Decrease	Increase	Decrease	Increase
Change in discounting rate (delta effect of +/- 1%)	142,124,267	116,623,793	112,605,939	94,060,535
Change in rate of salary increase (delta effect of +/- 1%)	116,617,966	141,867,412	94,032,066	112,463,639

### Note 41: Joint Venture Disclosure

The Joint Ventures details as on March 31, 2020 and its proportionate share in the Assets, Liabilities, Income and Expenditure with respect to its interest in this jointly controlled entity is:

Particulars	Country of Incorporation	Percentage of Holding	March 31, 2020	March 31, 2019
Vithal Castor Polyols Private Limited	India	50%		
<b>Share of Company in Joint Venture</b>				
Income (including OCI and taxes)			115,053,391	89,745,096
Expenditure			110,096,667	85,227,294
Assets			224,897,700	213,852,511
Liabilities			33,177,977	27,089,512
Contingent Liabilities			29,689,398	25,927,397
Capital Commitments			2,860,253	-

## NOTES ON CONSOLIDATED FINANCIAL STATEMENTS FOR THE YEAR ENDED MARCH 31, 2020

### Note 42: Related Party Disclosures

(As identified by the Management)

Related party disclosures as required by Indian Accounting Standard 24, "Related Parties Disclosures".

#### I. Related Parties and Nature of their Relationship

##### i. Ultimate Holding Entity

Udeshi Trust

##### ii Holding Company

Jayant Finvest Limited

##### iii. Joint Venture

	Principal Place of Business	Percentage of Shareholding	
		March 31, 2020	March 31, 2019
Vithal Castor Polyols Private Limited	India	50%	50%

##### iv. Entities Associated with Subsidiary Company

Arkema Asie SAS

Arkema France

Casda Biomaterials Co. Limited

##### v. Entities Controlled by Directors and Relatives

Enlite Chemical Industries Limited

Gokulmani Agricom Limited

Akhandanand Engineering & Trading Company

##### vi. Key Management Personnel

Mr. Abhay V. Udeshi	Chairman
Mr. Hemant V. Udeshi	Managing Director
Dr. Subhash V. Udeshi	Whole-time Director
Mr. Jayraj G. Udeshi	Whole-time Director (in Subsidiary)
Mr. Mulraj G. Udeshi	Whole-time Director (in Subsidiary)
Mr. Bharat M. Udeshi	Whole-time Director (in Subsidiary)
Mr. Varun A. Udeshi	Whole-time Director
Mr. Francois Guillemet	Director (in Subsidiary)
Mr. Suresh Ramchandran	Nominee Director (in Subsidiary)
Mr. Vikram V. Udeshi	Chief Financial Officer
Mr. Dinesh M. Kapadia	Company Secretary
Mr. Krunal G. Veni	Company Secretary (in Subsidiary)

##### vii. Relative of Key Management Personnel

Mr. Sudhir V. Udeshi

Mr. Dhayvat H. Udeshi

Mr. Sandeep S. Udeshi





## NOTES ON CONSOLIDATED FINANCIAL STATEMENTS FOR THE YEAR ENDED MARCH 31, 2020

Note 42: Related Party Disclosures (cond..)

### II. Details of Transactions with Related Parties referred to in items above

(Amount in ₹)

Particulars	Holding Company	Associated with Subsidiary Company	Joint Venturer	Controlled by Directors & Relatives	Key Management Personnel	Others/ Relatives
<b>Sale of Goods</b>						
Arkema France	- (-)	2,986,543,368 (2,703,299,396)	- (-)	- (-)	- (-)	- (-)
Enlite Chemical Industries Limited	- (-)	- (-)	- (-)	1,668,542 (-)	- (-)	- (-)
Vithal Castor Polyols Private Limited	- (-)	- (-)	53,960,724 (39,392,771)	- (-)	- (-)	- (-)
Casda Biomaterials Co. Limited	- (-)	1,444,309,452 (1,738,250,664)	- (-)	- (-)	- (-)	- (-)
<b>Purchase of Goods</b>						
Vithal Castor Polyols Private Limited	- (-)	- (-)	80,760,318 (59,644,869)	- (-)	- (-)	- (-)
Arkema France	- (-)	378,969,842 (256,472,642)	- (-)	- (-)	- (-)	- (-)
<b>Storage Charges Paid</b>						
Gokulmani Agricom Limited	- (-)	- (-)	- (-)	2,400,000 (2,400,000)	- (-)	- (-)
<b>Administrative Expenses received:</b>						
Vithal Castor Polyols Private Limited	- (-)	- (-)	3,600,000 (3,600,000)	- (-)	- (-)	- (-)
<b>Reimbursement of Expenses Received:</b>						
Vithal Castor Polyols Private Limited	- (-)	- (-)	179,951 (71,359)	- (-)	- (-)	- (-)
<b>Dividend Paid</b>						
Jayant Finvest Ltd.	35,359,400 (22,562,415)	- (-)	- (-)	- (-)	- (-)	- (-)
<b>Remuneration</b>						
Managing Director	- (-)	- (-)	- (-)	- (-)	7,243,218 (6,852,422)	- (-)
Whole-time Director	- (-)	- (-)	- (-)	- (-)	48,321,629 (45,832,952)	- (-)
Key Management Personnel (other than directors)	- (-)	- (-)	- (-)	- (-)	13,125,085 (12,250,702)	- (-)
Relative of Key Management Personnel	- (-)	- (-)	- (-)	- (-)	- (-)	13,023,158 (9,064,964)
<b>Rent paid</b>						
Relative of Key Management Personnel	- (-)	- (-)	- (-)	- (-)	- (-)	420,000 (420,000)
Udeshi Trust	- (-)	- (-)	- (-)	14,488,815 (13,537,713)	- (-)	- (-)
Akhandanand Engineering & Trading Company	- (-)	- (-)	- (-)	6,336,000 (6,336,000)	- (-)	- (-)
<b>Balance Outstanding at the year end</b>						
<b>i) Trade Receivable</b>						
Arkema France	- (-)	- (434,839,383)	- (-)	- (-)	- (-)	- (-)
Enlite Chemical Industries Limited	- (-)	- (-)	- (-)	1,751,969 (-)	- (-)	- (-)

FINANCIAL STATEMENTS (CONSOLIDATED)

## NOTES ON CONSOLIDATED FINANCIAL STATEMENTS FOR THE YEAR ENDED MARCH 31, 2020

Note 42: Related Party Disclosures (cond..)

### II. Details of Transactions with Related Parties referred to in items above

(Amount in ₹)

Particulars	Holding Company	Associated with Subsidiary Company	Joint Venturer	Controlled by Directors & Relatives	Key Management Personnel	Others/ Relatives
Casda Biomaterials Co. Limited	- (-)	112,368,344 (140,705,443)	- (-)	- (-)	- (-)	- (-)
<b>ii) Trade Payable</b>						
Udeshi Trust	- (-)	- (-)	- (-)	1,251,772 (-)	- (-)	- (-)
Akhandanand Engineering & Trading Company	- (-)	- (-)	- (-)	4,715,291 (-)	- (-)	- (-)
Vithal Castor Polyols Private Limited	- (-)	- (-)	- (1,524,370)	- (-)	- (-)	- (-)
Gokulmani Agricom Limited	- (-)	- (-)	- (-)	48,845 (-)	- (-)	- (-)
Arkema France	- (-)	35,632,192 (64,575,672)	- (-)	- (-)	- (-)	- (-)
<b>iii) Deposit</b>						
Akhandanand Engineering & Trading Company	- (-)	- (-)	- (-)	16,100,000 (16,100,000)	- (-)	- (-)
<b>iv) Other Receivable</b>						
Vithal Castor Polyols Private Limited	- (-)	- (-)	7,297,709 (-)	- (-)	- (-)	- (-)

Note: Figures in the bracket are in respect of the previous year.

#### Terms and conditions of transactions with related parties

- The sale and purchase from related parties are made on terms equivalent to those that prevail in arm's length transactions. Outstanding balances at the year end are unsecured and interest free and settlement occurs in cash and cash equivalents. For the year ended March 31, 2020 the company has not recorded any impairment of receivables relating to amounts owed by related parties. This assessment is undertaken each financial year through examining the financial position of the related party and the market in which the related party operates.
- The company has entered into job work agreement with the subsidiary company for crushing of castor seed on the terms equivalent at the arms length price.

#### c) Compensation of Key Management Personnel

(Amount in ₹)

Particulars	March 31, 2020	March 31, 2019
Short - term employee benefit	68,689,933	64,936,076
Post employment gratuity and medical benefits	-	-
Other long term benefits	-	-
Termination benefits	-	-
Share based payment transaction	-	-
	<b>68,689,933</b>	<b>64,936,076</b>

#### Note 43: Segment Information

The business segment has been considered as the primary segment. The Company is organized into three business segments namely Castor Oil, Derivatives and Power Generation. These business segments have been identified considering the customers, the differing Risks and Returns and the Internal Financial Reporting System. Segment revenue, results, assets and liabilities have been accounted for on the basis of their relationship to the operating activities of the segment and the amounts allocated on a reasonable basis. The accounting principles consistently used in the preparation of the financial statements are also consistently applied to record income and expenditure in individual segments. These are as set out in the significant accounting policies. Income and direct expenses in relation to segments are categorized based on items that are individually identifiable to that segment, while the remainders of the costs are categorized in relation to the associated turnover of the segment.

Certain expenses such as depreciation, which form a significant component of total expenses, are not specifically allocable to specific segments as the underlying services are used interchangeably. The Company believes that it is not practical to provide segment disclosures relating to those costs and expenses, and accordingly these expenses are separately disclosed as "unallocated" and directly charged against total income. Fixed assets used in the Company's business or liabilities contracted have been identified to the reportable segments.



## NOTES ON CONSOLIDATED FINANCIAL STATEMENTS FOR THE YEAR ENDED MARCH 31, 2020

Note 43: Segment Information (cond..)

(Amount in ₹ lakhs)

Particulars	March 31, 2020				March 31, 2019					
	Castor Oil	Derivatives	Power Generation	Unallocable	Total	Castor Oil	Derivatives	Power Generation	Unallocable	Total
<b>REVENUE</b>										
Net Sales/Income from Operation										
Local	10,996.91	16,148.93	332.62	-	27,478.46	11,543.49	15,836.84	251.08	-	27,631.41
Export	159,275.53	64,003.43	-	-	223,278.96	153,031.86	63,187.18	-	-	216,219.04
<b>Total Revenue</b>	<b>170,272.44</b>	<b>80,152.36</b>	<b>332.62</b>	<b>-</b>	<b>250,757.42</b>	<b>164,575.35</b>	<b>79,024.02</b>	<b>251.08</b>	<b>-</b>	<b>243,850.45</b>
<b>RESULT</b>										
Segment Result	714.96	(3,189.37)	188.54	-	(2,285.87)	4,678.71	8,210.88	111.85	130.82	13,132.26
Unallocated Corporate Expenses					-					-
Operating Profit					(2,285.87)					13,132.26
Finance Cost					4,060.94					4,482.48
Interest Income					281.82					433.32
Income Tax					5.49					3,070.03
Deferred Tax					(2,625.51)					170.24
<b>Net Profit/(Loss) after tax</b>					<b>(3,444.97)</b>					<b>5,842.83</b>
<b>OTHER INFORMATION</b>										
Segment Assets	20,848.41	37,799.60	741.45	2,881.16	62,270.62	47,413.11	50,998.64	810.02	2,982.36	102,204.13
<b>Total Assets</b>	<b>20,848.41</b>	<b>37,799.60</b>	<b>741.45</b>	<b>2,881.16</b>	<b>62,270.62</b>	<b>47,413.11</b>	<b>50,998.64</b>	<b>810.02</b>	<b>2,982.36</b>	<b>102,204.13</b>
Segment Liabilities	13,564.11	12,750.82	-	3,407.78	29,722.71	38,998.84	22,178.54	-	3,349.08	64,526.46
<b>Total Liabilities</b>	<b>13,564.11</b>	<b>12,750.82</b>	<b>-</b>	<b>3,407.78</b>	<b>29,722.71</b>	<b>38,998.84</b>	<b>22,178.54</b>	<b>-</b>	<b>3,349.08</b>	<b>64,526.46</b>
Capital Expenditure	1,080.30	948.91	-	-	2,029.21	362.79	982.12	-	-	1,344.91
<b>Total Capital Expenditure</b>	<b>1,080.30</b>	<b>948.91</b>	<b>-</b>	<b>-</b>	<b>2,029.21</b>	<b>362.79</b>	<b>982.12</b>	<b>-</b>	<b>-</b>	<b>1,344.91</b>
Depreciation	510.50	866.40	68.57	-	1,445.47	262.11	796.45	68.57	-	1,127.13
<b>Total Depreciation</b>	<b>510.50</b>	<b>866.40</b>	<b>68.57</b>	<b>-</b>	<b>1,445.47</b>	<b>262.11</b>	<b>796.45</b>	<b>68.57</b>	<b>-</b>	<b>1,127.13</b>

## NOTES ON CONSOLIDATED FINANCIAL STATEMENTS FOR THE YEAR ENDED MARCH 31, 2020

### Note 44: Foreign Currency Exposure

Particulars	Foreign Currency	March 31, 2020			March 31, 2019		
		Exchange Rate	Amount in Foreign Currency	Amount in ₹	Exchange Rate	Amount in Foreign Currency	Amount in ₹
<b>I. Assets</b>							
Receivables (trade & other)	USD	75.66	17,257,417	1,305,782,448	69.15	28,334,433	1,959,467,673
	EUR	-	-	-	76.01	131,637	10,005,690
Total Receivables (A)	USD	75.66	17,257,417	1,305,782,448	69.15	28,334,433	1,959,467,673
	EUR	-	-	-	76.01	131,637	10,005,690
Hedges by derivative contracts (B)	USD	75.66	17,257,417	1,305,782,448	69.15	28,334,433	1,959,467,673
	EUR	-	-	-	-	-	-
Unhedged receivables (C=A-B)	USD	-	-	-	-	-	-
	EUR	-	-	-	76.01	131,637	10,005,690
<b>II. Liabilities</b>							
Payables (trade & other)	USD	76.04	723,002	54,977,084	69.59	1,143,403	79,569,390
	EUR	84.51	2,750	232,403	-	-	-
	JPY	-	-	-	0.63	251,100	159,047
Total Payables (D)	USD	76.04	723,002	54,977,084	69.59	1,143,403	79,569,390
	EUR	84.51	2,750	232,403	-	-	-
	JPY	-	-	-	0.63	251,100	159,047
Hedges by derivative contracts (E)	-	-	-	-	-	-	-
Unhedged Payables (F=D-E)	USD	76.04	723,002	54,977,084	69.59	1,143,403	79,569,390
	EUR	84.51	2,750	232,403	-	-	-
	JPY	-	-	-	0.63	251,100	159,047
<b>III. Contingent Liabilities and Commitments</b>							
Contingent Liabilities		-	-	-	-	-	-
Commitments		-	-	-	-	-	-
Total (G)		-	-	-			
Hedges by derivative contracts (H)		-	-	-	-	-	-
Unhedged Payables (I=G-H)		-	-	-	-	-	-
Total unhedged FC Exposures (J=C+F+I)	USD	76.04	723,002	54,977,084	69.59	1,143,403	79,569,390
	JPY	-	-	-	0.63	251,100	159,047
	EUR	84.51	2,750	232,403	76.01	131,637	10,005,690

### Note 45: Disclosure as per Regulation 53(F) of SEBI (Listing Obligation and Disclosure Requirements) Regulations

There was no loans and advances in the nature of loans given to subsidiaries, associates and firms or companies in which directors are interested.

### Note 46: Disclosure as per Section 186 of the Companies Act, 2013

- (i) There was no loans and advances in the nature of loans given to subsidiaries, associates and firms or companies in which directors are interested.
- (ii) The guarantees issued by the Company in accordance with Section 186 of the Companies Act, 2013 read with rules issued thereunder is given in the below table:

Name of the party	Relationship	(Amount in ₹)	
		March 31, 2020	March 31, 2019
Ihsedu Agrochem Private Limited	Subsidiary Company	3,940,000,000	3,940,000,000



## NOTES ON CONSOLIDATED FINANCIAL STATEMENTS FOR THE YEAR ENDED MARCH 31, 2020

### Note 47: Corporate Social Responsibility Expenses

(Amount in ₹)

Particulars	March 31, 2020	March 31, 2019
Gross amount required to be spent by the Company during the year	17,195,532	13,845,000

#### Amount spent during the year on-

Sr. No.	Particulars	Paid	Yet to be paid	Total
(i)	Construction/acquisition of asset	-	-	-
(ii)	On purpose other than (i) above			
	Rural Development & Promoting Education	8,028,541	-	8,028,541
		<b>8,028,541</b>	-	<b>8,028,541</b>
	Previous Year	13,724,877	-	13,724,877

### Note 48: Subscription to Share Warrant

During the year 2014-15, pursuant to Joint Venture Agreement, the company has subscribed to 36,000,000 share warrants of ₹5 each issued by Vithal Castor Polyols Pvt. Ltd. a joint venture of the company. These warrants entitles company to subscribe 36,000,000 equity shares of ₹5 each fully paid upon payment at any time after the period of 7 years but on or before 20 years from the date of issue of warrants made by the said associated enterprise.

### Note 49: Long Term Derivative Contracts

The Company does not have any long term contracts or derivatives contract, which require provision of any foreseeable losses

### Note 50: Investor Education and Protection Fund

The Company has transferred the amount, required to be transferred, of ₹207,056 (P.Y. ₹165,146) to Investor Education and Protection Fund.

### Note 51: Interest Income

Interest income include an amount of ₹16,768,528 (P.Y. ₹34,246,464) received from Department of Commercial Tax in Gujarat as interest on VAT refunds.

### Note 52: COVID-19 Pandemic Assessment

The COVID -19 pandemic has severely disrupted business operations due to lockdown and other emergency measure imposed by the government. The operations of the company were impacted due to shutdown of plants and offices following the nationwide lockdown. The company continues with its operations in a phased manner and in line with the directives issued from the authorities. The company has evaluated the impact of this pandemic:

- The impact on business operation was limited to the extent of disruption in production under lock down,
- With respect to the liquidity and financial position and based on management's review of the current indicators and economic conditions there is no material impact on its financial position as at March 31, 2020,
- The company will continue to monitor any material changes to future economic conditions and take necessary steps to protect the interests of the company.

### Note 53: Approval of Financial Statements

The financial statements are approved for issue by the Audit Committee at its meeting held on June 27, 2020 and by the Board of Directors on June 27, 2020.

### Note 54: Previous Year Figures

Previous year figures have been regrouped/reclassified wherever necessary to correspond with the current year's classification.





**NOTES ON CONSOLIDATED FINANCIAL STATEMENTS FOR THE YEAR ENDED MARCH 31, 2020**

Note 55: Additional information as required under schedule III to the Companies Act, 2013 of enterprises consolidated as Subsidiaries/Joint Ventures  
 Additional information as required under Schedule III to the Companies Act, 2013, of enterprises consolidated as Subsidiaries/ Joint Ventures.

Name of the Entities	March 31, 2020									
	Net Assets i.e. total assets minus total liabilities		Share in profit / (loss)		Share in Other Comprehensive Income		Share in Total Comprehensive Income			
	As % of consolidated net assets	Amount	As % of consolidated profit/(loss)	Amount	As % of consolidated profit/(loss)	Amount	As % of consolidated profit/(loss)	Amount	As % of consolidated profit/(loss)	Amount
<b>A. Parent</b>	84.22	2,741,279,048	79.78	(256,591,148)	81.18	(96,635,155)	80.16	(353,226,303)		
<b>Jayant Agro-Organics Limited</b>										
<b>B. Subsidiaries</b>	15.23	495,764,914	22.06	(70,944,044)	18.82	(22,397,849)	21.18	(93,341,894)		
<b>Ihsedu Agrochem Private Limited</b>	0.15	4,981,183	(0.29)	931,879	-	-	(0.21)	931,879		
<b>Ihsedu Itoh Green Chemicals Marketing Private Limited</b>	0.03	1,046,445	(0.01)	36,679	-	-	(0.01)	36,679		
<b>Ihsedu Coreagri Services Private Limited</b>										
<b>C. Joint Ventures</b>	0.36	11,719,723	(1.54)	4,956,724	-	-	(1.12)	4,956,724		
<b>Vithal Castor Polyols Private Limited</b>	100.00	3,254,791,312	100.00	(321,609,910)	100.00	(119,033,005)	100.00	(440,642,915)		

Name of the Entities	March 31, 2019									
	Net Assets i.e. total assets minus total liabilities		Share in profit / (loss)		Share in Other Comprehensive Income		Share in Total Comprehensive Income			
	As % of consolidated net assets	Amount	As % of consolidated profit/(loss)	Amount	As % of consolidated profit/(loss)	Amount	As % of consolidated profit/(loss)	Amount	As % of consolidated profit/(loss)	Amount
<b>A. Parent</b>	84.05	3,166,880,741	85.13	475,044,990	79.20	35,489,834	84.69	510,534,824		
<b>Jayant Agro-Organics Limited</b>										
<b>B. Subsidiaries</b>	15.63	589,064,592	13.93	77,724,340	20.80	9,319,427	14.44	87,043,766		
<b>Ihsedu Agrochem Private Limited</b>	0.11	4,049,304	0.13	717,178	-	-	0.12	717,178		
<b>Ihsedu Itoh Green Chemicals Marketing Private Limited</b>	0.03	1,009,766	0.01	30,818	-	-	0.01	30,818		
<b>Ihsedu Coreagri Services Private Limited</b>										
<b>C. Joint Ventures</b>	0.18	6,762,999	0.81	4,517,800	-	-	0.75	4,517,800		
<b>Vithal Castor Polyols Private Limited</b>	100.00	3,767,767,403	100.00	558,035,126	100.00	44,809,260	100.00	602,844,386		

For and on behalf of the Board of Directors

**For Vatsaraj & Co.**

Chartered Accountants  
 (Registration No: 11.1327W)

**CA Dr. B. K. Vatsaraj**  
 (Partner)  
 Membership No. 039894

Place: Mumbai  
 Date: June 27, 2020

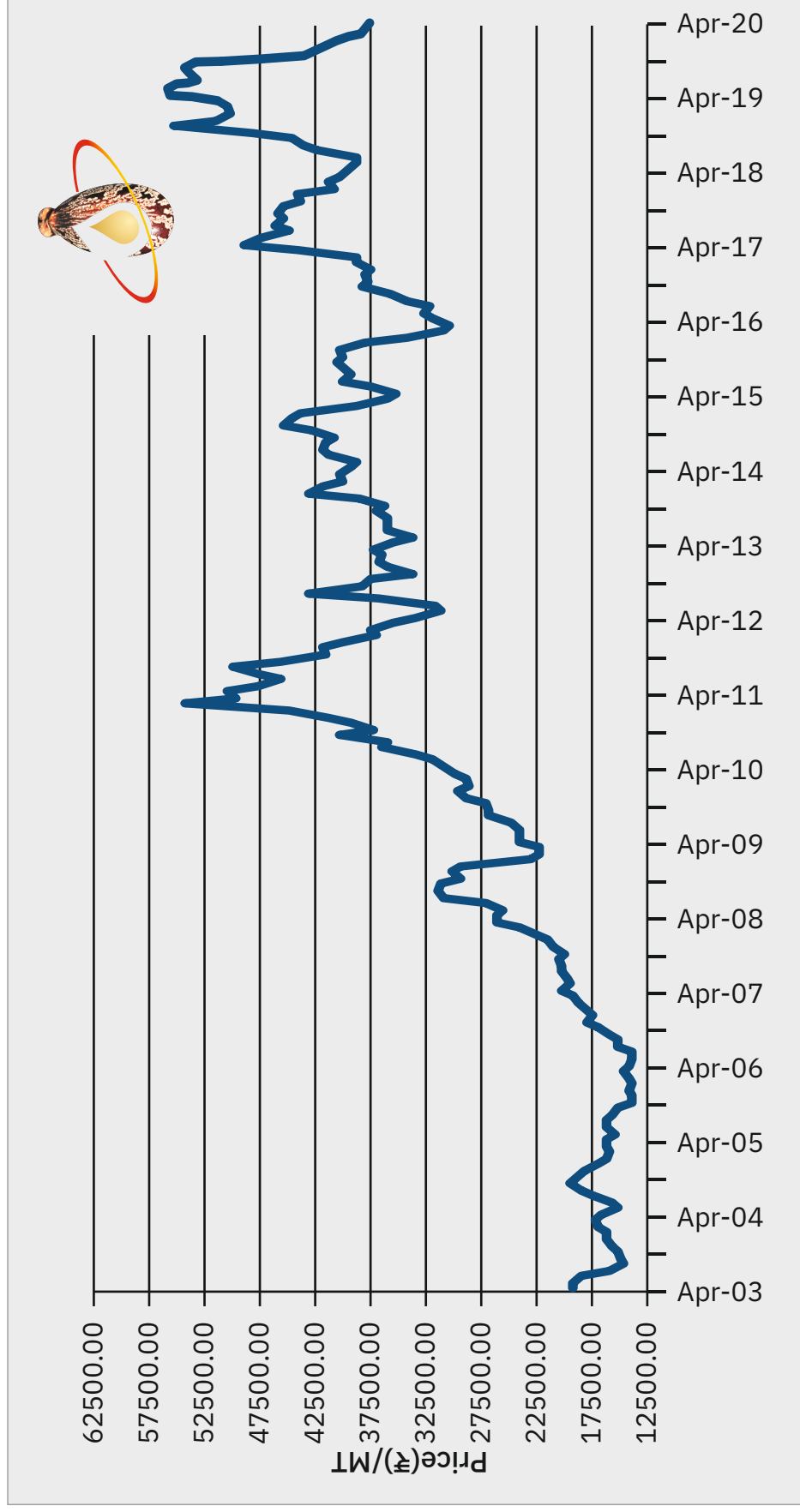
**Abhay V. Udeshi**  
 Chairman  
 (DIN No. 00355598)

**Hemant V. Udeshi**  
 Managing Director  
 (DIN No. 00529329)

**Vikram V. Udeshi**  
 Chief Financial Officer

**Dinesh M. Kapadia**  
 Company Secretary

# Average Castor Seed - Market Yard Price - April 2003 to April 2020





**JAYANT AGRO-ORGANICS LTD.**

*Leadership through Innovation*

[www.jayantagro.com](http://www.jayantagro.com)

701, Tower "A", Peninsula Business Park,  
Senapati Bapat Marg, Lower Parel (West), Mumbai - 400 013.

Tel: +91-22-4027 1300 | Fax: +91-22-4027 1399

Email: [info@jayantagro.com](mailto:info@jayantagro.com)