

Date: October 27, 2023

The Manager
Department of Corporate Relationship
BSE Limited
25th Floor P. J. Towers, Dalal Street
Mumbai -400 001

The Listing Department
National Stock Exchange of India Limited
Exchange Plaza, Bandra Kurla Complex
Bandra (East)
Mumbai -400 051

Scrip Code: 532900 (Equity)
975107 (Debt Securities)

SCRIP SYMBOL: PAISALO

Subject : Revised Investor Presentation

Dear Sir/Madam,

Pursuant to Regulation 30 of the SEBI (Listing Obligations and Disclosure Requirements) Regulations, 2015 and in terms of other applicable laws, if any, please find enclosed herewith Revised Investor Presentation for the quarter/half year ended September 30, 2023.

The above is being made available on the Company's website i.e. www.paisalo.in

This is for your information and record please.

Thanking You,

Yours faithfully,

For Paisalo Digital Limited



(MANENDRA SINGH)
Company Secretary

Encl.: as above

PAISALO DIGITAL LIMITED

Registered Office: CSC, Pocket 52, Near Police Station, CR Park, New Delhi - 110 019. Phone : + 91 11 4351 8888. Email: delhi@paisalo.in

Head Office: Paisalo House, 74, Gandhi Nagar, NH-2, Agra - 282 003, India. Phone : +91 562 402 8888. Email: agra@paisalo.in

CIN: L65921DL1992PLC120483

www.paisalo.in

अर्थ: समाजस्य न्यासः



PAISALO

EASY LOAN आसान लोन

2024

**INVESTOR
PRESENTATION
Q2 FY 2024**

01

Financial Summary

02

Transformation Update

03

Paisalo Digital Limited
Overview


04

Financial Performance

Presentation
path



FINANCIAL SUMMARY



Q2 FY 2024

Paisalo Snapshot

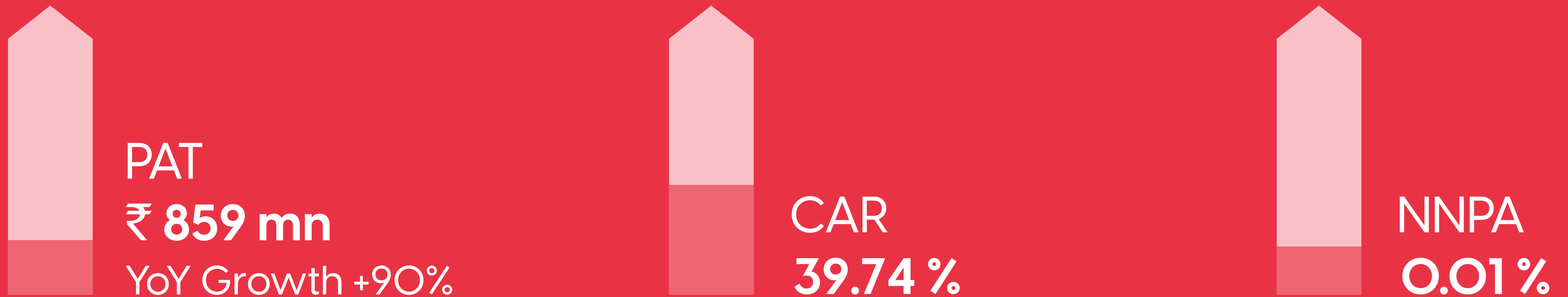
Q2 FY 2024



A good quarter for the company across balance sheet growth, portfolio quality and profitability.

Paisalo Snapshot

Q2 FY 2024



A good quarter for the company across balance sheet growth, portfolio quality and profitability.

Paisalo Snapshot

Q2 FY 2024

- Highest ever AUM of ₹ 38,174 mn.
- AUM as at Q2 FY 2024 was up 28.24% at ₹ 38,174 mn as against Q2 FY 2023 at ₹ 29,767 mn.
- Total geographic footprint stood at to 1714 touchpoints across 18 states, in the quarter. In Q2, the company added 337 new touch points.
- The company continues to protect its margin profile, Interest Income for Q2 FY 2024 was up 20.58% at ₹2,809 mn as against ₹2,329 mn in Q2 FY 2023. The company has posted 88.46% increase in PBT and 90.61% increase in PAT YoY.
- GNPA and NNPA stood at 0.24% and 0.01% as at Q2 FY 2024 compared to 0.76% and 0.27% as at Q2 FY 2023. The Company expects its GNPA and NNPA to stay within the Long-Term outlook of below 2%.

Paisalo Snapshot

Q2 FY 2024

- Paisalo has written off bad debts totalling to INR 36 mn and has recovered old written off bad debts worth INR 260 mn in Q2 FY 2024. This has impact of INR 224 mn positive to bottom line.
- The Tangible Networth is INR 12,413 mn versus Bank Borrowings (secured) INR 13,740 mn, i.e., 1.11 times.
- Capital Adequacy remained strong at 39.74% at Q2 FY 2024.
- Credit Rating of the company has been upgraded to IVR AA/Stable Outlook (IVR Double A with Stable Outlook) and Reaffirmed IVR A1+ (IVR A One Plus) for Commercial Paper.
- In Q2, the company delivered annualized RoE of 13.70% as against 7.95% in Q2 FY 2023.
- In Q2, the company delivered annualized RoA of 5.14% as against 3.01% in Q2 FY 2023.

Paisalo Snapshot

Q2 FY 2024

- Employees head count stood at 2057 as at Q2 FY 2024.
- The Board of Directors paid a Dividend of 10% on fully paid equity share of Re. 1/- each, for FY 2023
- A good quarter for the Company across all financial and portfolio metrics.



TRANSFORMATION UPDATE

At Paisalo we believe that the purpose of any business transformation is that it should result in stronger growth momentum, better customer experience, additional cross sell, lower credit risk, lower ALM risk and improved liquidity.

We are pursuing our business transformation with these objectives.

As articulated in previous Quarters all Phase 1 features of the stack are live.

Phase 2: 3000 disbursement per day

Phase 2 is on track; We achieved 3000 disbursements per day in the month of March 2023 (as intimated in presentation of Q4 FY 2023), we will be continuing to focus on stabilising at 3000 disbursements per day (under Phase 2 of the business transformation) for the next two quarters with focused credit underwriting feature set, disciplined execution, rapid adoption in all processes of the company and continued progress on all metrics, before initiating Phase 3 (5000 disbursements).

Next update will be provided in Q4 FY 2024

PAISALO DIGITAL LIMITED

OVERVIEW



What do we Stand For

1. Disruption

Revolutionizing and Disrupting Rural Credit

2. High Tech : High Touch

Engage and transact without friction to deliver a sustainable business model

3. Innovation

Focus on continuous innovation to transform customer experience and create growth opportunities

4. Business Construct

Deliver a sustainable NNPA of <2%

Key strategic differentiators

1. Leader with a huge **Early Mover** advantage in “Co-Lending”
2. A **Unique** and **Scalable business model**
3. **In-house Proprietary Digital Platform** uses Data, AI and ML
4. Serviced **2.3 Mn+** customers
5. Paisalo has strong **Brand Recognition** in area of operations
6. Team of **2057** managing **1714 touch points** in **18 states**

Uniquely Positioned for Growth

1. Leader with a huge **Early Mover** advantage in “Co-Lending”
2. Offering **easiest and cheapest product** in its market segment
3. Access to almost **unlimited capital**, relative to size
4. **Negligible ‘Liquidity Risk’**
5. **Negligible ‘Credit Risk’**
6. **Negligible ‘ALM Risk’**

Executive Summary

- Engaged in the business of providing convenient and easy loans to the financially excluded at bottom of India's economic pyramid
- Lending business with an AUM of ₹ 38,174 Mn
- Already serviced more than 2.3 million+ customers
- An experienced team of 2057 managing 1714 touch points in 18 States
- Net worth of ₹ 12,413 Mn, leveraged 2 times and CAR +39.74%
- PAT of ₹ 859 Mn
- Classified and regulated by RBI as a (Non-Deposit Accepting) Systemically Important Middle Layer NBFC
- Rated : AA (Stable Outlook) and A1+ (Commercial Paper)
- Listed on NSE and BSE



FINANCIALS PERFORMANCE

FINANCIALS

(₹ in Millions, *Cumulative)

PARTICULARS	Q2 FY 2023*	Q3 FY 2023*	Q4 FY 2023*	Q1 FY 2024	Q2 FY 2024*
AUM	₹29,767	₹30,107	₹34,928	₹36,444	₹38,174
Disbursements	₹10,810	₹16,239	₹25,996	₹7,648	₹14,773
Revenue	₹2,329	₹3,552	₹4,732	₹1,362	₹2,809
PBT	₹613	₹984	₹1,262	₹520	₹1,156
PAT	₹451	₹730	₹936	₹384	₹859
Net Worth	₹11,216	₹11,493	₹11,610	₹11,954	₹12,413
Total Liabilities	₹16,005	₹16,534	₹18,567	₹18,818	₹20,447
Bank Borrowings	₹10,606	₹10,927	₹13,018	₹12,890	₹13,740
Debt to Equity Ratio	1.41	1.41	1.58	1.52	1.58
Bad Debts Written Off	₹233	₹330	₹441	₹13	₹36
Bad Debts Recovered	₹98	₹100	₹177	₹108	₹260
NIM	5.35%	5.91%	5.50%	5.80%	6.20%
Gross NPA	0.76%	0.75%	0.25%	0.28%	0.24%
Net NPA	0.27%	0.26%	0.02%	0.04%	0.01%
CAR	43.19%	42.66%	40.34%	40.41%	39.74%

FINANCIALS

(₹ in Millions, *Cumulative)

PARTICULARS	FY 2021	FY 2022	FY 2023	Q1 FY 2024	Q2 FY 2024*
AUM	₹23,178	₹26,973	₹34,928	₹36,444	₹38,174
Interest Income	₹3,115	₹3,922	₹4,732	₹1,362	₹2,809
NIM	4.05 %	4.03 %	5.50 %	5.80%	6.20%
PAT	₹609	₹793	₹936	₹384	₹859
Cash Accrual	₹646	₹819	₹950	₹392	₹875
Net worth	₹8,619	₹10,241	₹11,610	₹11,954	₹12,413
Total Debt	₹14,814	₹15,989	₹18,567	₹18,818	₹20,447
Debt Equity Ratio	1.72	1.46	1.58	1.52	1.58
Gross NPA	0.72 %	1.56 %	0.25 %	0.28%	0.24%
NET NPA	0.57 %	1.26 %	0.02 %	0.04%	0.01%
ROA	2.66 %	3.09 %	3.02 %	4.88%	5.14%
ROE	7.07 %	7.78 %	7.90 %	12.65%	13.70%
CAR	44.47 %	42.92 %	40.34 %	40.41%	39.74%
Book Value	₹20.20	₹23.00	₹25.50	₹26.38	₹27.41

FINANCIALS

(₹ in Millions)

PARTICULARS	FY 2021	FY 2022	FY 2023	Q1 FY 2024	Q2 FY 2024
Tangible Net Worth (TNW)	₹ 8,619	₹ 10,241	₹ 11,610	₹ 11,954	₹ 12,413
Bank Borrowings (BB)	₹ 7,412	₹ 79,588	₹ 13,018	₹ 12,890	₹ 13,740
Total Outside Liabilities (TOL)	₹ 14,814	₹ 15,989	₹ 18,567	₹ 18,818	₹ 20,447
BB / TNW (Times)	0.86	0.94	1.12	1.08	1.11
TOL / TNW (Times)	1.72	1.56	1.58	1.57	1.65

AUM

₹ in Millions

₹ 38,174

Q2 FY 2024

₹ 36,444

Q1 FY 2024

₹ 34,928

FY 2023

₹ 26,973

FY 2022

₹ 23,178

FY 2021

REVENUE

₹ in Millions, *cumulative

₹ 2,809*

₹ 1,362

₹ 4,732

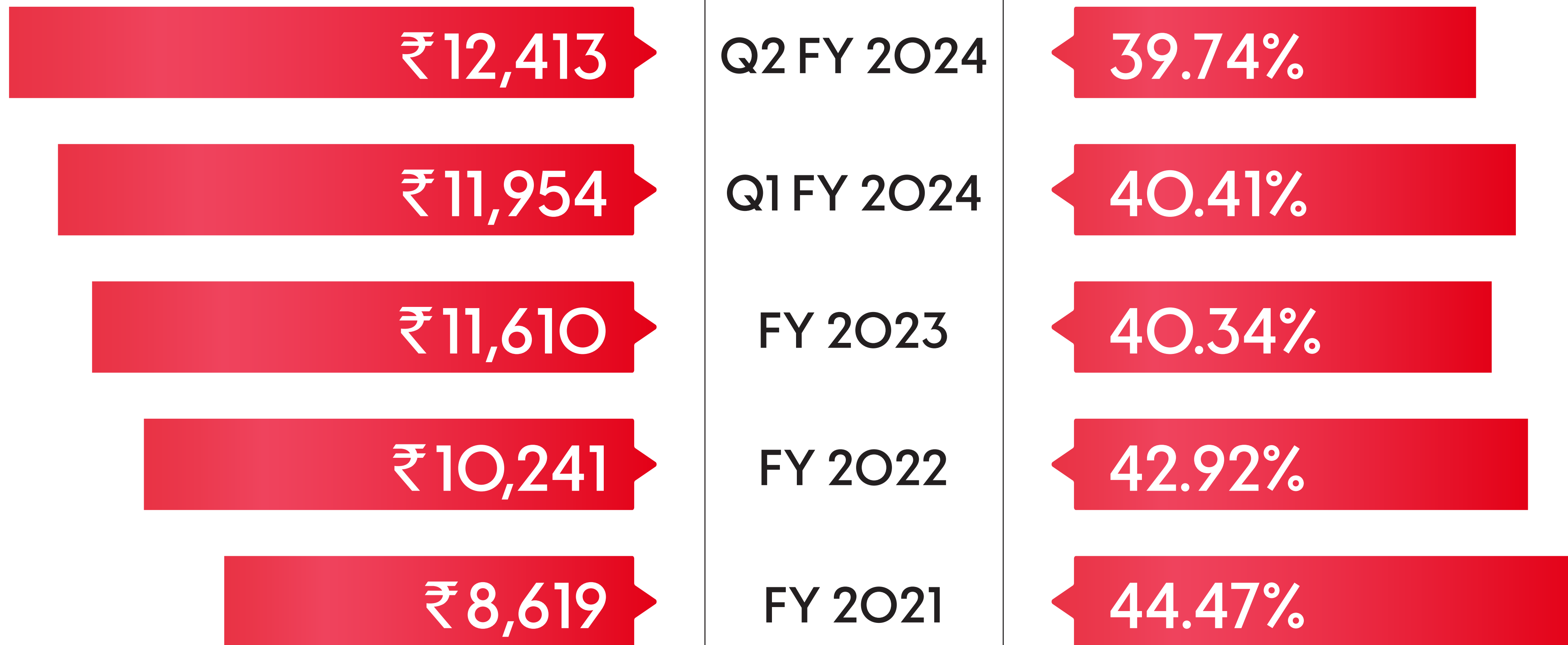
₹ 3,922

₹ 3,115

NET WORTH

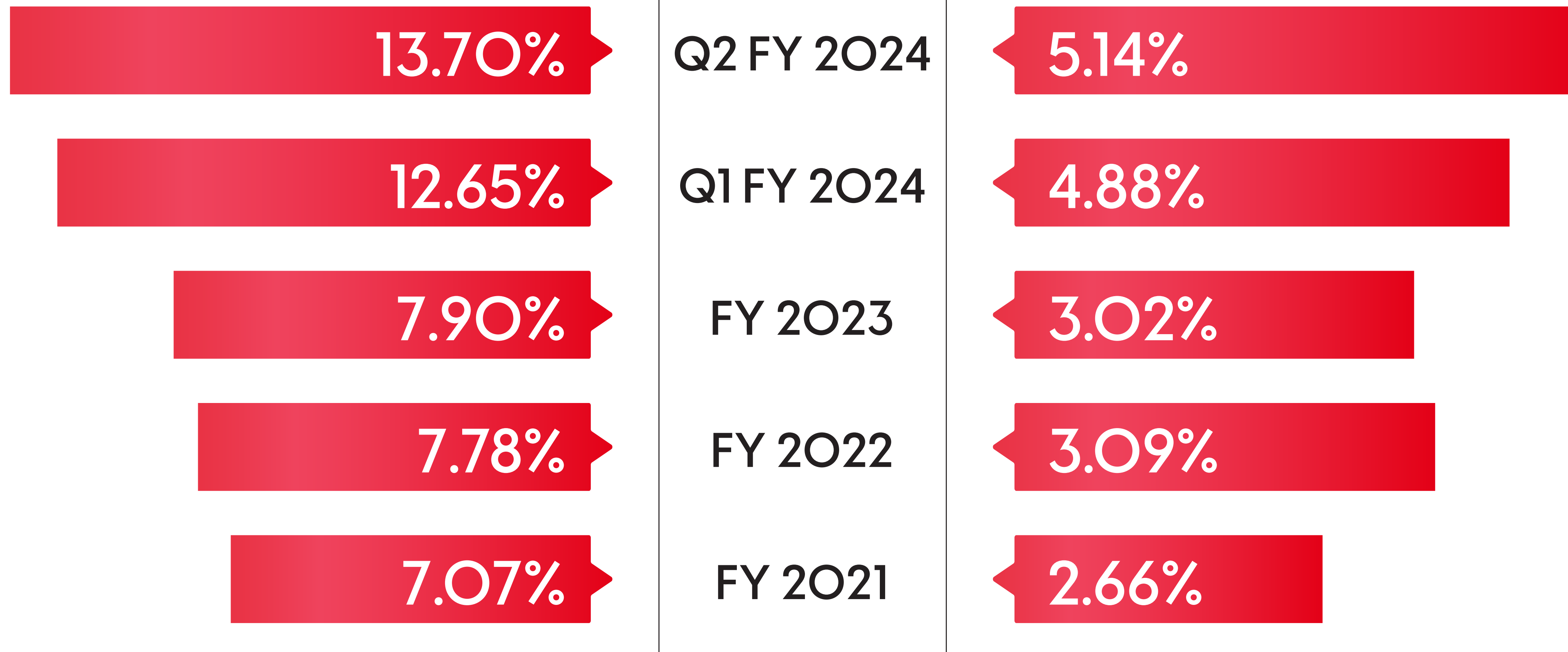
₹ in Millions

CAR



ROE

ROA



Shareholding Pattern | Credit Rating

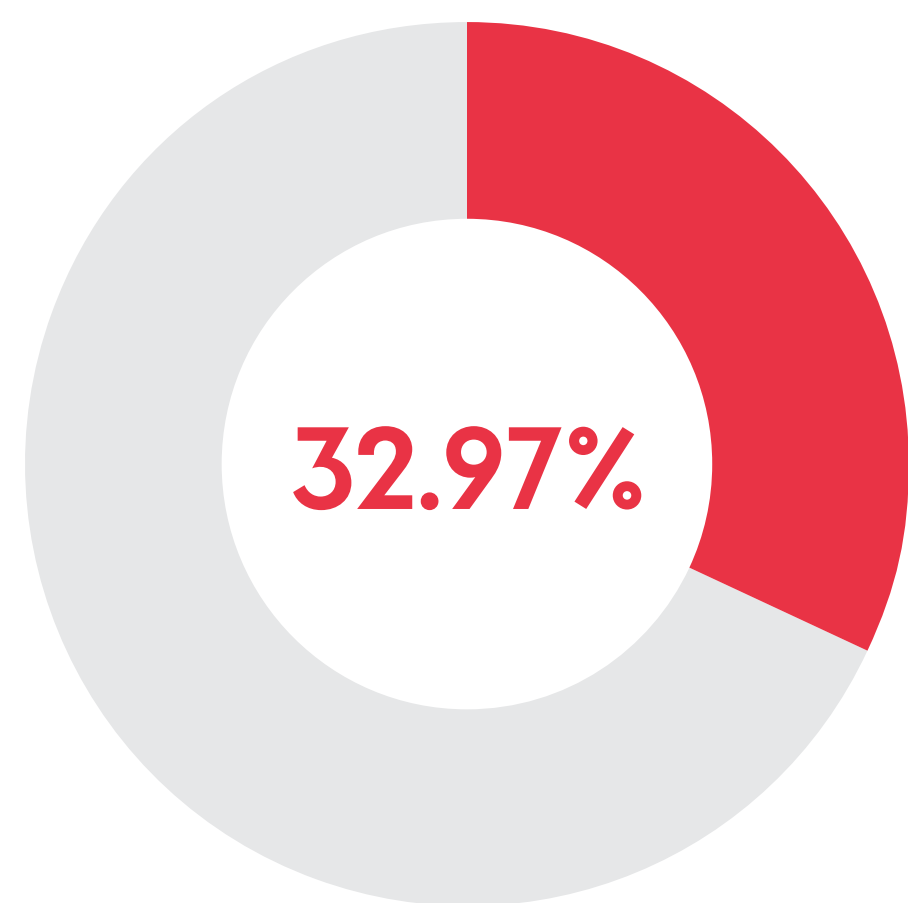
AS AT Q2 FY 2024

PAISALO DIGITAL LIMITED

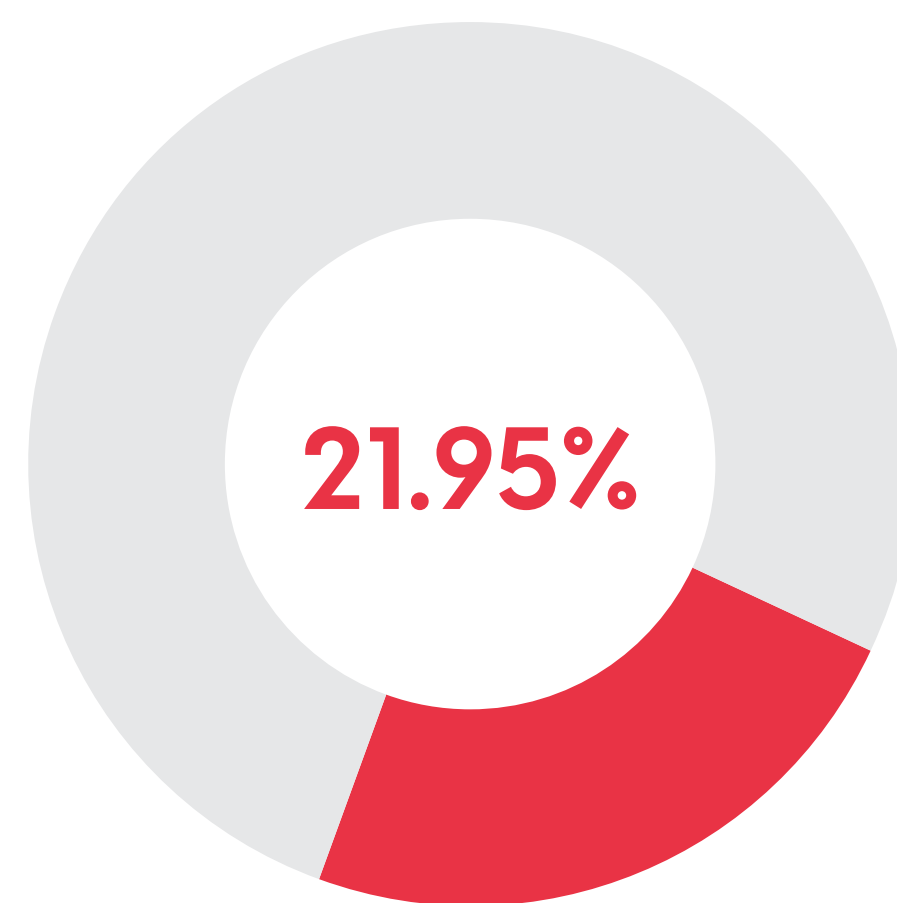
NSE : PAISALO

BSE : PAISALO

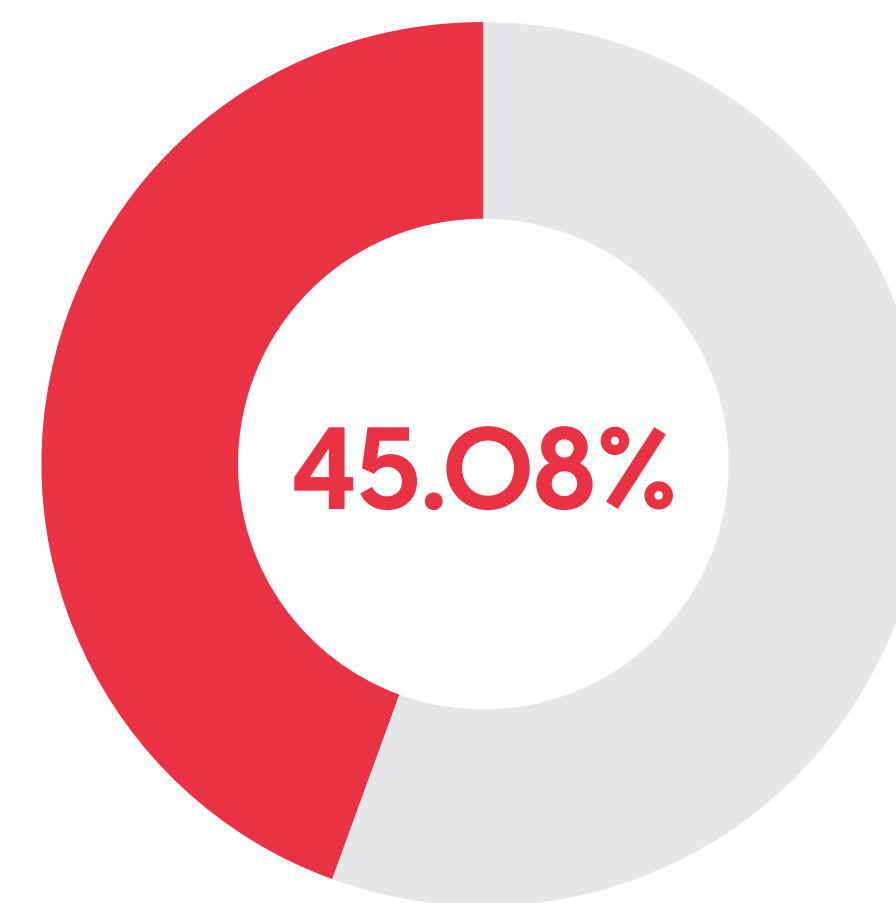
BLOOMBERG : PAISALO:IN



PROMOTER & PROMOTERS GROUP



FIIS AND DIIS



PUBLIC


'AA (Stable Outlook)'

'A1+' (for Commercial Paper)

Safe Harbor Statement

PAISALO DIGITAL LIMITED NSE : PAISALO BSE : PAISALO BLOOMBERG : PAISALO:IN

- This document contains certain forward – looking statements based on current expectations of Paisalo Digital Limited 's management. Actual Results may vary significantly from the forward - looking statements in this document due to various risks and uncertainties. These risks and uncertainties include the effect of economic and political conditions in India, and outside India; volatility in interest rates and in the securities markets; new regulations and government policies that might impact the business of Paisalo Digital Limited; the general state of the Indian economy; and the management's ability to implement the company's strategy. Paisalo Digital Limited does not undertake any obligation to update these forward - looking statement.
- This document does not constitute an offer or recommendation to buy or sell any securities of Paisalo Digital Limited or any of its subsidiaries or associate companies. This document also does not constitute an offer or recommendation to buy or sell any financial products offered by Paisalo Digital Limited.



Phone : +91 11 43-51-8888

Email : ir@paisalo.in

Website : www.paisalo.in