

**SAMHI Hotels Ltd.**

*(Formerly known as SAMHI  
Hotels Private Limited)*

CIN:

U55101DL2010PLC211816

Regd. Office: Caspia Hotels  
Delhi, District Centre Crossing,  
Opp. Galaxy Toyota Outer Ring  
Road, Outer Ring Rd., Haider  
Pur, Shalimar Bagh, Delhi-  
110088.

October 11, 2023

**BSE Limited**  
**Corporate Relationship Department**  
Phiroze Jeejeebhoy Towers  
Dalal Street, Mumbai 400 001  
Maharashtra, India  
**Scrip Code: 543984**

**National Stock Exchange of India  
Limited**  
Exchange Plaza, C-1, Block G  
Bandra Kurla Complex,  
Bandra (East)  
Mumbai – 400 051  
**Scrip Code: SAMHI**

**Sub: Investor Presentation for Quarter 1 – FY 24**

Dear Sir / Madam,

Please find attached herewith Investor Presentation on the performance of the Company for the Quarter 1 – FY 24.

This information is also being uploaded on the website of the Company i.e. <https://www.samhi.co.in/>

You are hereby requested to take the above information on record.

Thanking You.

Yours faithfully,

For **SAMHI Hotels Limited**

**Sanjay Jain**  
**Senior Director- Corporate Affairs,**  
**Company Secretary and Compliance Officer**

**Correspondence:**

SAMHI Hotels Ltd.

*(Formerly known as SAMHI  
Hotels Private Limited)*

14<sup>th</sup> Floor, Building 10C,  
Cyber City, Phase II,  
Gurgaon 122002, Haryana,  
INDIA

Tel: +91 124 4910100

Fax: +91 124 4910199

[www.samhi.co.in](http://www.samhi.co.in)



# SAMHI Hotels Ltd

Investor Presentation - Q1FY24

On 22nd September 2023, SAMHI Hotels Ltd. made its debut on NSE and BSE. It is a proud achievement for us to create a formidable hotel company in India within a period of 12 years.

We are also pleased to report our Q1FY24 performance (growth on a same-store basis):

- Our RevPAR grew by 14.2% YoY
- Average room rates improved by 17.7% YoY. Occupancy levels remained consistently above 70%
- Asset Income & EBIDTA grew by 14.2% and 12.5% respectively over Q1FY23
- Demand environment remains strong with little new supply in core markets. With the upcoming strong season, we remain upbeat about performance

In August 2023, we completed the acquisition of the ACIC Portfolio with 962 rooms and land for development in Navi Mumbai. The integration of this portfolio will bring significant advantages to our business in the next few quarters.

We've successfully reduced our Net Debt from ₹28,339mn to ₹18,331mn through the utilization of IPO funds. As we move into the second half of FY24, we anticipate a significant drop in our quarterly finance costs by ~57%, down from an average of ₹1,368mn to ~₹600mn resulting in healthy internal accruals to pursue growth.

- Our key priorities are:**
- Strong growth driven by leveraging the strength of our assets and integration of the ACIC Portfolio
  - Improving the market share of specific identified hotels within our portfolio.
  - Commence program to:
    - Renovate and/or rebrand about 900 rooms in our portfolio
    - Add about 600 rooms
  - Reduction in finance cost on account of debt repayment and overall cost across facilities

We are confident of the opportunities in the hotel industry in India and our capabilities to leverage these to our advantage.

**Ashish Jakhanwala**  
Chairman & Managing Director

# SAMHI Hotels - One of India's leading hospitality company

- SAMHI is one of India's largest hotel owner and asset manager
- Presence in key micro-markets within metros & across segments (different price points)
- Partner with recognized hotel brands through long-term management contracts<sup>1</sup>
- Large share of two global hotel brands in the mid-scale segment in India
- Strong growth driven by an acquisition & turn-around led strategy
- Industry leading asset management platform

31

Operating Hotels

4,801

Operating Rooms

13


Consumption Centers

8

Global Hotel Brands



# Diversified portfolio across India...focused on large office markets



Note: Figures as on October 08, 2023

# Our business model



1

Acquisition & turnaround led growth

---

2

Leverage power of strong hotel brands

---

3

Presence in high density business locations

---







4

Proprietary tools to drive performance



# Acquisition & turn-around a key strength...

4,136 of our total 4,801 operating rooms have been added through acquisition led strategy with a demonstrated track record of performance re-rating

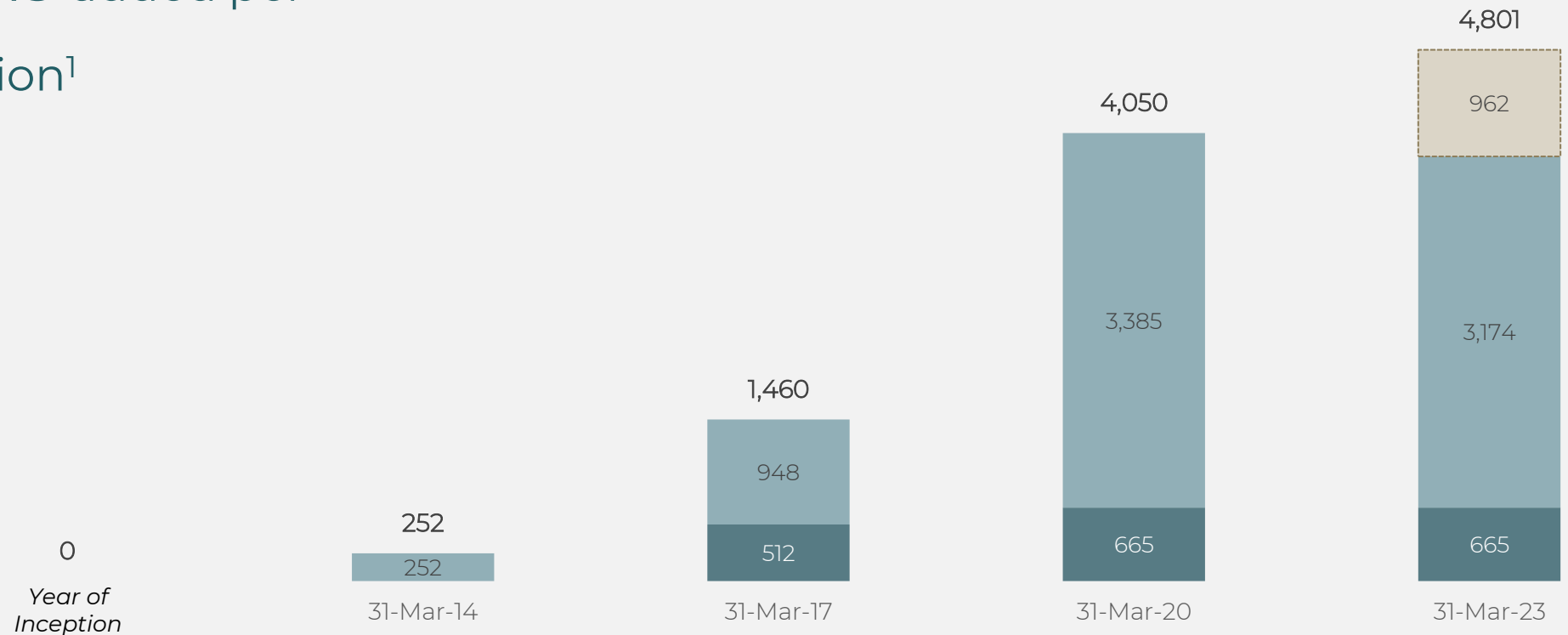
			Pre-renovation & Rebranding	Current Performance	
<b>Sheraton Hyderabad</b>  Full renovation of the asset Expansion of inventory Change of brand  		Rooms	#	158	272
		Occupancy	%	41%	77%
		Average Room Rate	₹	3,349	10,344
		<b>RevPAR</b>	₹	<b>1,377</b>	<b>7,938</b>
<b>3 Fairfield by Marriott Hotels</b>  Full renovation of the asset Expansion of inventory Change of brand  		Rooms	#	334	343
		Occupancy	%	45%	76%
		Average Room Rate	₹	2,857	5,722
		<b>RevPAR</b>	₹	<b>1,279</b>	<b>4,369</b>
<b>10 Holiday Inn Express Hotels</b>  Full renovation of the asset Development new room concept Expansion of inventory Change of brand  		Rooms	#	1,319	1,427
		Occupancy	%	62%	78%
		Average Room Rate	₹	1,768	3,675
		<b>RevPAR</b>	₹	<b>1,095</b>	<b>2,883</b>

# ...gives us competitive advantage

## Operating Rooms Growth

■ SAMHI (Organic) ■ SAMHI (Inorganic) ■ ACIC Portfolio

Avg. 369 rooms added per year since inception<sup>1</sup>



<sup>1</sup> - By number of rooms added per calendar year since inception as of August 31, 2023  
Note: We sold 2 assets during FY23, resulting in minor reduction in inventory

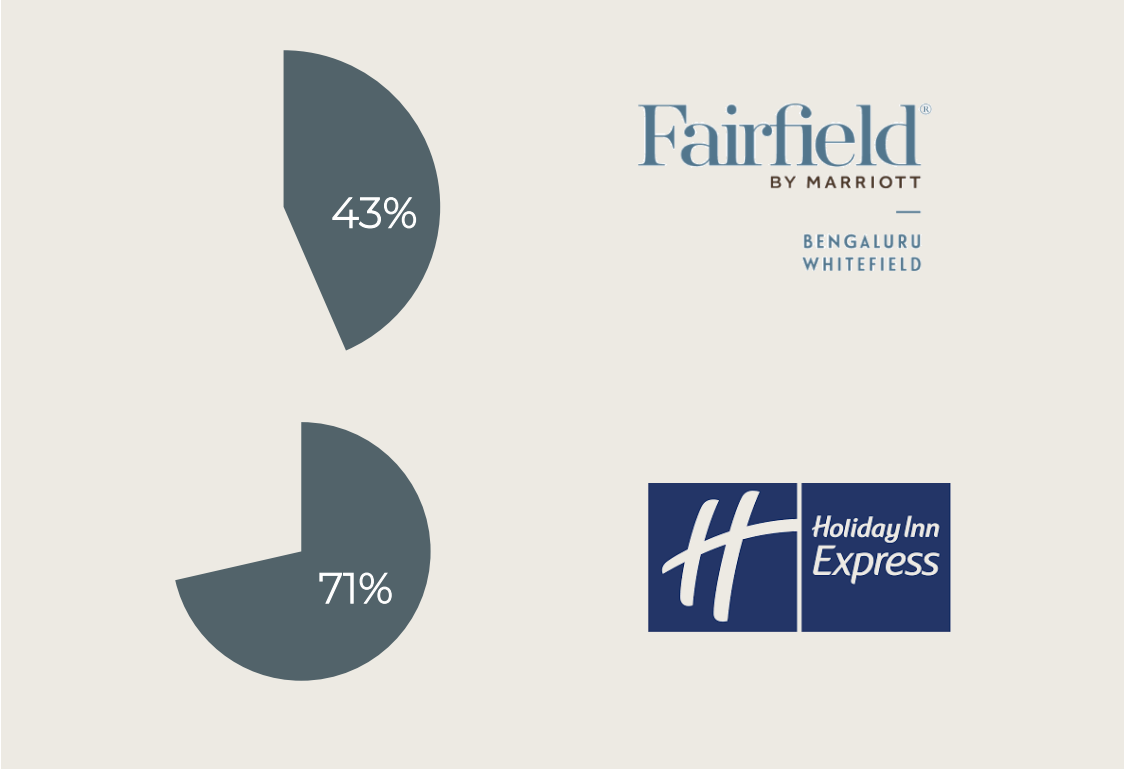


# We leverage power of strong hotel brands in India

SAMHI<sup>1</sup> has over **43%** share of all **Fairfield by Marriott** and **71%** of **Holiday Inn Express** – two strong global brands in the midscale segment<sup>2</sup>

While we outsource day to day operations of our hotels to hotel operators, **we control all material aspects:**

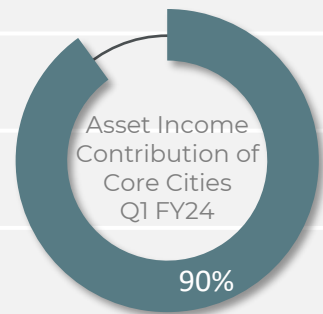
- Product development to suit market*
- Brand & operator selection*
- Budgetary approvals*
- Positioning strategy*
- Renovations and asset disposal*



Note: % above shows ownership of hotels under each brand in India by SAMHI, 1 – Proforma with ACIC Portfolio, 2 – Data as of March 31, 2023 (Source: JLL Report)

# Presence in large office markets across India with strong brands

	Total Rooms		Operating Hotels / Rooms							Office market size <sup>1</sup> (mn sft)	
	Operating	U/D	Marriott			Hyatt		IHG		Current	Upcoming
			RENAISSANCE SHERATON	COURTYARD Fairfield FOUR POINTS BY SHERATON		Hyatt Regency	Hyatt Place	Holiday Inn Express	To be rebranded		
Bengaluru	864	54		1/170	3/418			2/276		195	37
Mumbai		350								148	25
Delhi NCR	660					1/176		1/205	2/279	143	30
Hyderabad	824		1/272	1/232				2/320		109	47
Pune	873	16		1/109	1/217	1/301		2/246		76	24
Chennai	554	86		2/289	1/116			1/149		70	16
Kolkata		111								28	4
Other Cities	1,026		1/155	3/403	2/237			2/231			






Note: All figures are based on Proforma Same-store i.e. includes ACIC Portfolio acquired in Aug'23 and excludes 2 sold assets in Feb '23  
 1: Source: JLL Report as of March 31, 2023  
 Core Cities include Ahmedabad

# Well positioned at different price points

*Our strategy is to be in strong markets with large, fast growing office & airline demand, and then use our multi-branded approach to get share of customers at different price points*

% Show Segments Asset Income Share in Q1 FY24<sup>1</sup>

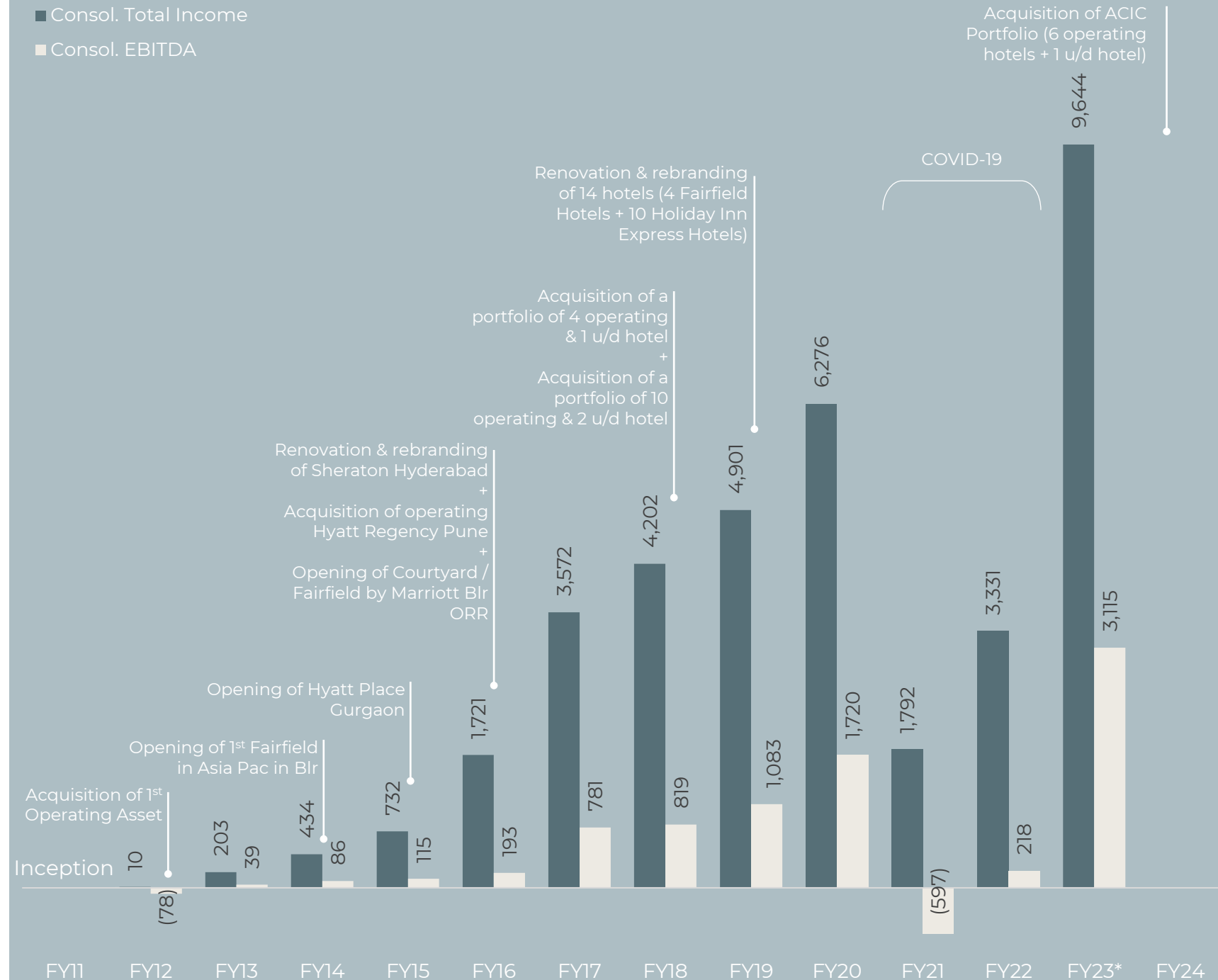
	50% Upper Upscale & Upscale	31% Upper Mid-scale	19% Mid-scale
			
Brands	Hyatt Regency, Sheraton, Renaissance, Courtyard by Marriott, Hyatt Place	Fairfield by Marriott, Four Points by Sheraton, Caspia	Hampton Express, Caspia
Hotels/ Rooms (#)	5 / 1,074	15 / 2,163	11 / 1,564
Q1FY24 Average Room Rate	₹8,628	₹5,435 <sup>1</sup>	₹3,226
Average F&B Outlets	2 – 3	1 – 2	1

# Track record

of execution and delivering growth

working with world class investors & hotel companies

38% revenue CAGR between FY15 and FY23



Note: All values in ₹ mn unless specified otherwise  
\*Proforma basis with ACIC Portfolio




# ACIC Portfolio acquisition

A portfolio of **6 operating** assets with 962 rooms acquired in **August'23**

Additional real-estate in Navi Mumbai with potential **350 room hotel development**

Opportunity of **revenue growth & margin expansion** by integrating with existing portfolio



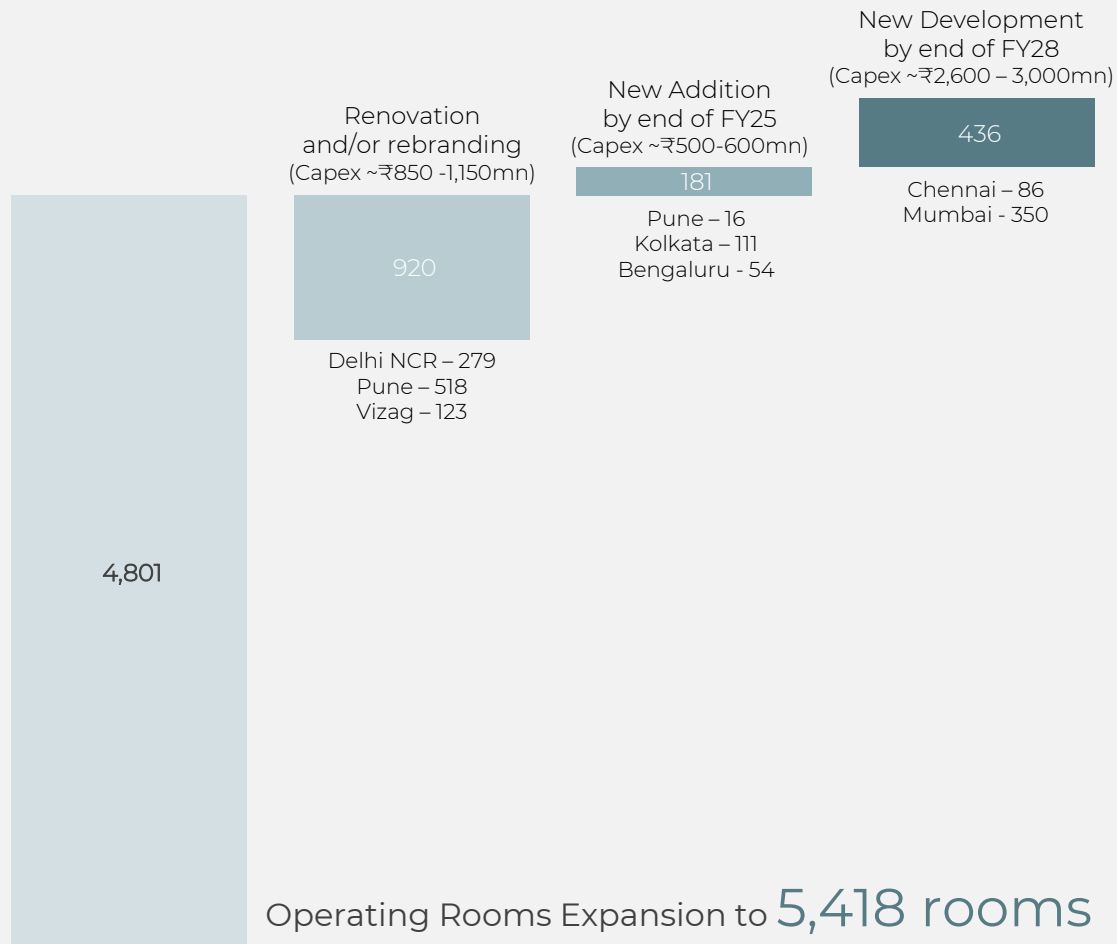
# ACIC Portfolio

## Continued growth & improve our market share

- Acquisition completed on August 10, 2023; full reporting of portfolio as part of SAMHI from Q3FY24
  - We will disclose 'pro-forma' performance for certain headline numbers assuming ACIC portfolio has been fully acquired for full year period.
- Portfolio consists of :
  - 6 operating hotels across 962 rooms - Hyderabad, Pune, Chennai, Ahmedabad & Jaipur
  - 3 Fairfield by Marriott and 3 Four Points by Sheraton
  - Land in Navi Mumbai (MIDC) for development of 350 rooms hotel (Upper Mid-scale segment)
- Key advantages & opportunities
  - Material expansion of our share of Marriott branded Upper Mid-scale hotels
  - Conversion of franchise agreements to management contracts and integration of the portfolio with our shared services center for Marriott operated hotels will improve operating margins - current operating margin of 34% to improve and be in line with our Asset EBITDA level of ~38% over next 3-4 quarters
  - Renovation and rebranding of Pune asset with a higher brand
  - Development of the 350-room hotel in Navi Mumbai – a key growth market

		FY22	FY23	Q1FY24
Occ.	%	58%	79%	79%
ARR	₹	2,998	4,918	5,041
RevPAR	₹	1,743	3,865	3,980

# Strong embedded growth

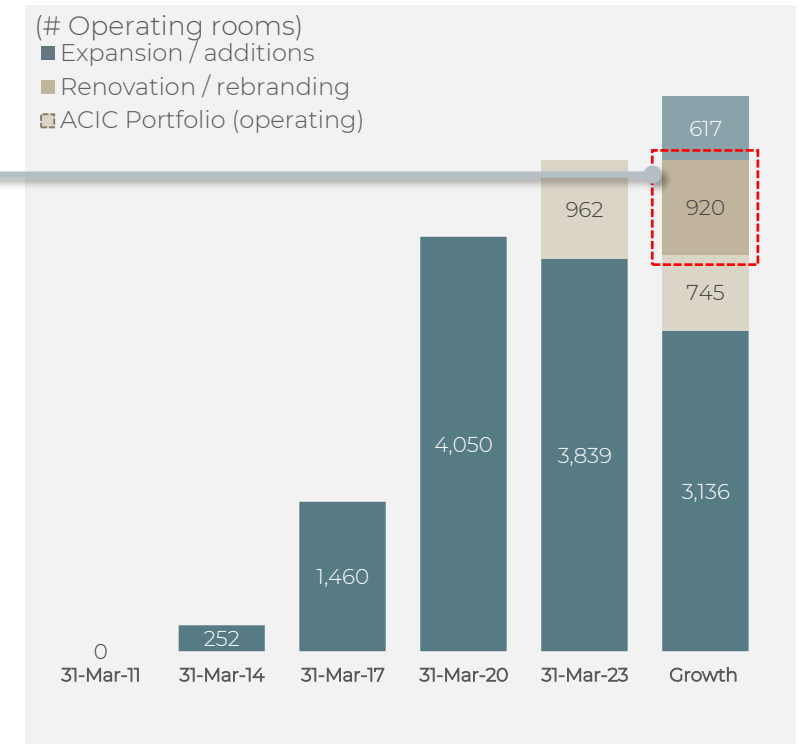


- » We have opportunity to **renovate and/or rebranding 920** of the **existing 4,801 rooms** in our portfolio
- » Given our past track-record, we estimate this to materially impact performance of these hotels post completion of planned changes.
- » A total of **617 rooms to be added** to the existing operating portfolio
  - » **181 rooms before end of FY25.** These are hotels/ inventory which are ready for completion with no construction risk
  - » **436 rooms will be added before end of FY28.** No real-estate acquisition is required for this as the assets are currently owned by the Company
- » Capital expenditure required for the renovation and expansion would be **funded through internal accruals**
- » With 2 new developments we would also expand our operating presence to **Kolkata and Mumbai**; two major economic centers in India

# Renovation & Rebranding

## 920rooms

To Undergo Renovation & Rebranding



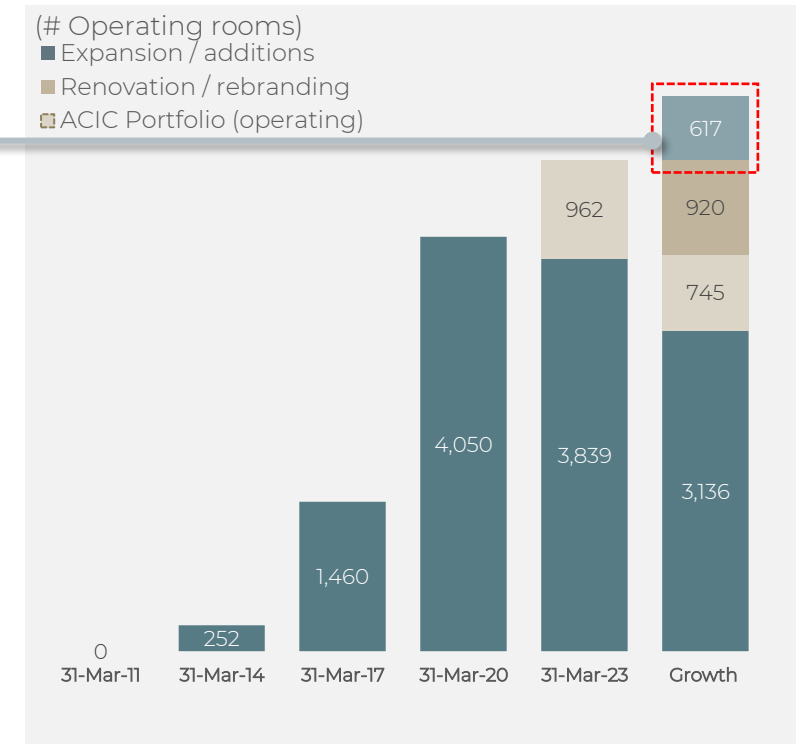
Asset	Rooms	Plan	Current Status	Progress	Target Completion
Hyatt Regency Pune	301	Renovation & Rebrand	Design & Development	On Schedule	Sep '25
Four Points by Sheraton Pune	217	Renovation & Rebrand	Concept Discussion	On Schedule	Sep '25
Four Points by Sheraton Vizag	123	Renovation	Design & Development	On Schedule	Sep '24
Caspia Pro Greater Noida	137	Renovation & Rebrand	Detail & Tendering	On Schedule	Sep '24
Caspia Delhi	142	Renovation & Rebrand	Concept Discussion	On Schedule	Sep '24



# Inventory Addition

617 rooms

To be added during  
FY25 - FY28



Asset	Rooms	Plan	Current Status	Progress	Target Completion
Holiday Inn Express Whitefield Bangalore	54	Extension	Fit-out Stage	On Schedule	Sep '24
Holiday Inn Express Kolkata	111	New Build	Fit-out Stage	On Schedule	Sep '24
Hyatt Regency Pune	16	Extension	Design & Tendering	On Schedule	Sep '24
Fairfield by Marriott Sriperumbudur	86	Extension	Design Development	On Schedule	Sep '26
Upper Mid-scale Hotel Navi Mumbai	350	New Build	Concept & Approval	On Schedule	Jun '27



# The road ahead



## Operating

- Leverage favorable market environment using the strength of our portfolio
- Improvement in market share of our hotels
- Integration of ACIC portfolio to improve operating margins



## Financial

- Target Net Debt-to-EBITDA of less than 3.5x by end of FY25 through further reduction of debt and increase in EBITDA
- Reduction in cost of debt by more than 100 bps from current levels
- Rapid progression to profits (PAT) and free cash to fund growth



## Growth

- Opening of Holiday Inn Express (“HIEX”) Kolkata and HIEX Whitefield additional inventory (~165 rooms)
- Completion of all pending renovation and rebranding projects
- Development of larger new developments of Navi Mumbai and Chennai Sriperembudur
- Given all above assets are owned by Company and only need incremental capital, financial impact will be very attractive



SAMHI Hotels Ltd.

# Management

*Hyatt Place Gurgaon*

# Experienced and professional team



**Ashish Jakhanwala**  
Chairman, MD & CEO

- Experience across hotel operations, design, consulting and investment
- Previously worked at InterGlobe Hotels (Director, Development) and Pannell Kerr Forster (Consultant)



**Rajat Mehra**  
CFO

- Previously worked with Religare Corporate Services as a EVP - Finance
- CA with diploma in Management from IGNOU

**10+ yrs**  
In SAMHI



**Sanjay Jain**  
Senior Director, Corporate Affairs, Company Secretary and Compliance Officer

- Previously worked with Beekman Helix India and DLF
- B.Com from University of Delhi, Cost Acct. and CS

**12+ yrs**  
In SAMHI



**Gyana Das**  
EVP & Head of Investments

- Previously worked with InterGlobe Hotels
- Masters in City Planning; IIT, Kharagpur & Bachelors in Architecture; NIT, Nagpur

**12+ yrs**  
In SAMHI



**Tanya Chakravarty**  
General Counsel

- Previously worked with Phoenix Legal and Unitech
- Bachelor's degree in law from Army Institute of Law, Mohali

**6+ yrs**  
In SAMHI



# Headed by a professional Board with strong corporate experience...



**Ashish Jakhanwala**  
Chairman,  
MD & CEO

*Accor  
Interglobe Hotels  
Pvt. Ltd.  
Pannel Kerr Forster  
Consultants Pvt. Ltd.*



**Manav Thadani**  
Non-Executive &  
Non-Independent  
Director

*Hotelivate Pvt. Ltd.  
HVS Licensing LLC*



**Michael Peter Schulhof**  
Non-Executive &  
Non-Independent  
Director

*Air Works India  
(Engineering) Pvt.  
Ltd.  
GTI Holdings LLC.*



**Aditya Jain**  
Independent  
Director

*International  
Market Assessment  
(India) Pvt. Ltd.  
PR Pandit Public  
Relations Pvt. Ltd.  
Chemplast Sanmar  
Ltd.*



**Michael David Holland**  
Independent  
Director

*Nexus Select Mall  
Management Pvt. Ltd.  
Embassy Office Parks  
Management  
Services Pvt. Ltd.  
Assetz Property  
Management  
Services Pvt. Ltd.  
JLL*



**Ajish Abraham Jacob**  
Non-Executive &  
Non-Independent  
Director

*Asiya Capital  
Investments  
Company K.S.C.P.  
Albazie & Co (RSM)  
Ernst & Young*



**Archana Capoor**  
Independent  
Director

*Tourism Finance  
Corporation of India  
Birla Cable Limited  
S Chand and  
Company Ltd.  
Sandhar  
Technologies Ltd.*



**Krishan Dhawan**  
Independent  
Director

*Bank of America  
Oracle India*

Quarter ending June 30, 2023

# Performance Summary



*Courtyard by Marriott Bengaluru ORR*

# Q1 FY2024 : Performance snapshot

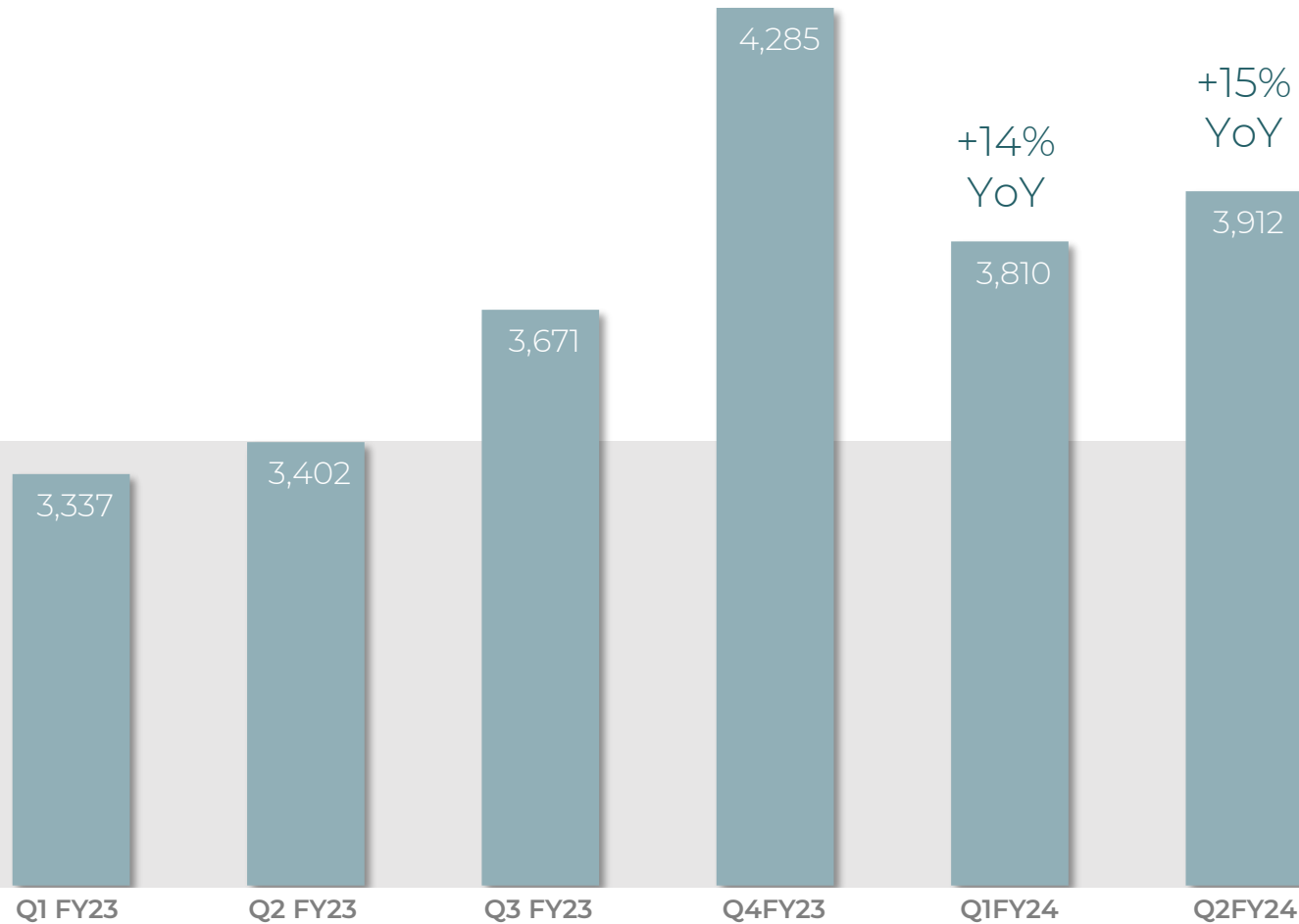
Occupancy ▼ 70.5% (218) bps YoY	Average Room Rate ▲ ₹5,408 + 17.7% YoY	RevPAR ▲ ₹3,810 + 14.2% YoY
Asset Income ▲ ₹1,914mn +14.2% YoY	Asset EBITDA ▲ ₹719mn +12.5% YoY	Net Debt ▼ ₹18,331mn

Proforma Including  
ACIC Portfolio

Asset Income ₹2,410mn
Asset EBITDA ₹885mn

*Note: All figures are based on Same-store i.e. excludes ACIC Portfolio acquired in Aug'23 and 2 sold assets in Feb'23  
Net Debt figures are as on October 08, 2023  
Refer Slide 26 for EBITDA bridge from Asset EBITDA to Consolidated EBITDA*

# RevPARs continue to grow strong



- Operating parameters continue to track well. Q2FY24 RevPAR growth of 15% YoY
- Very low levels of new supply with healthy demand from business travel to support growth in next few quarters

# Segment performance

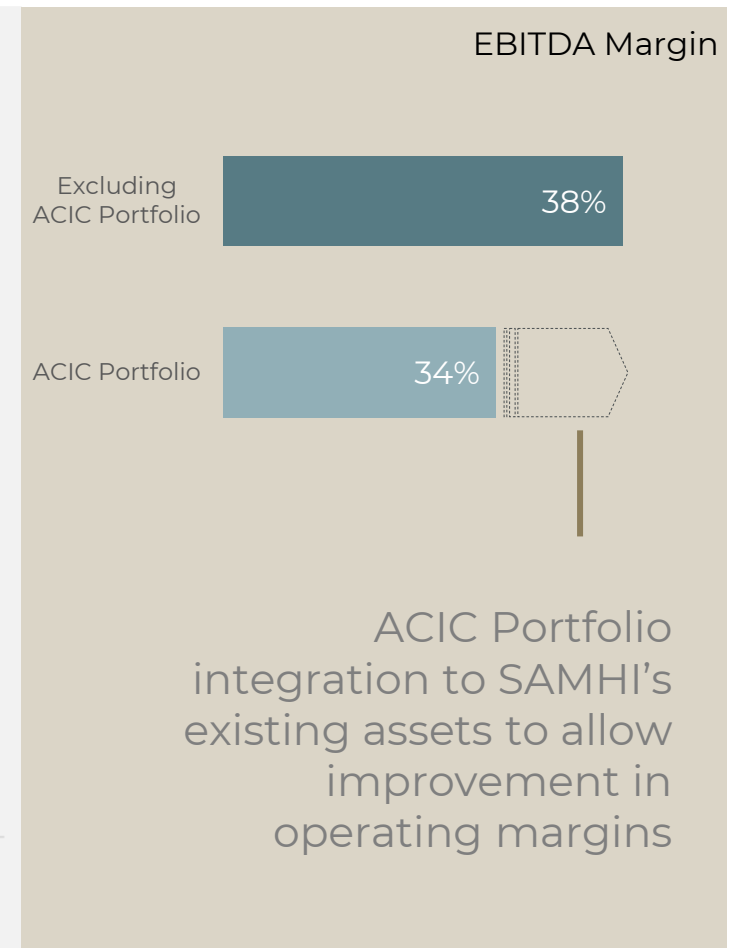
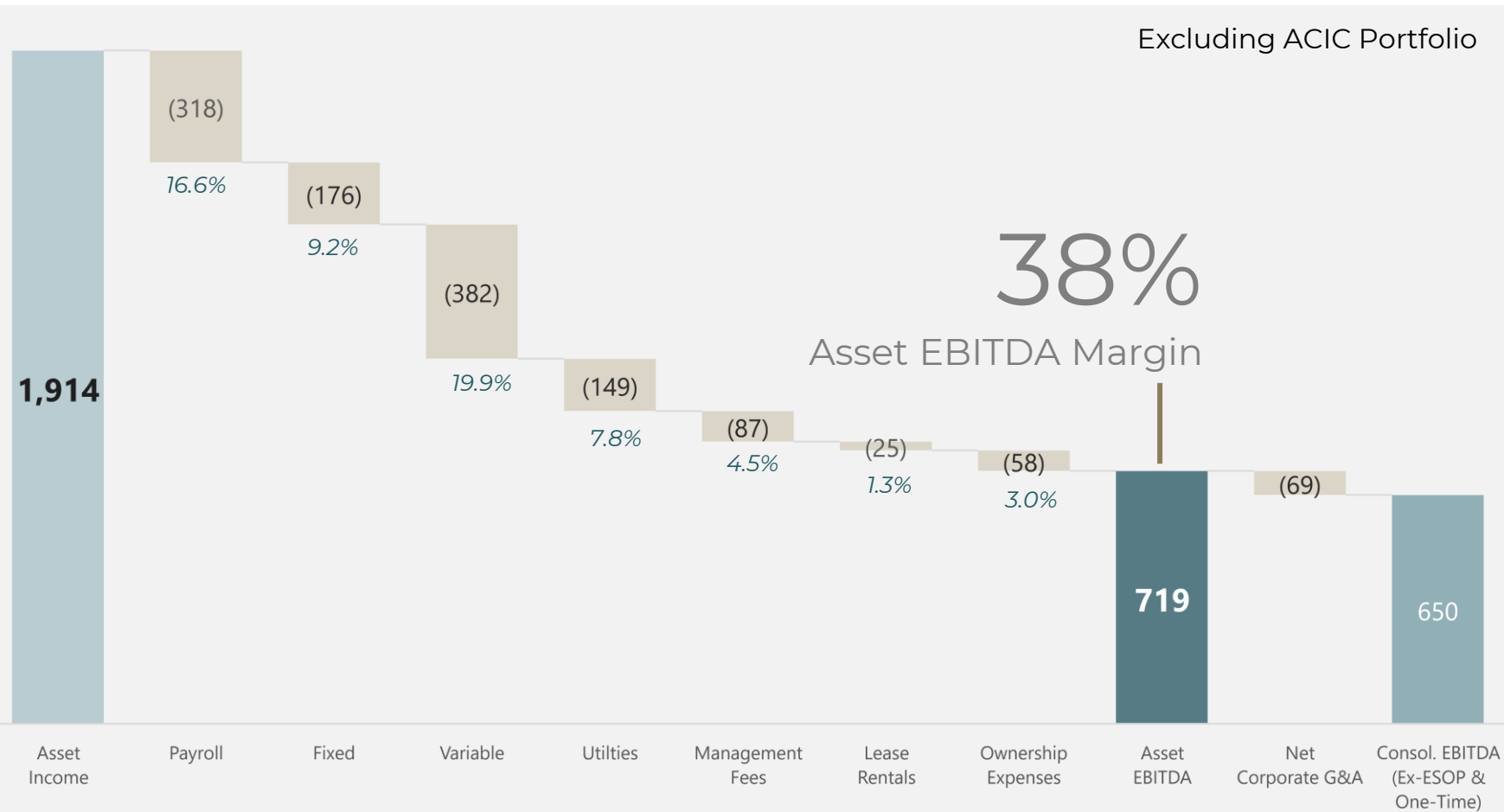


- **Stable:** Y-o-Y change of +/-200bps;
- ▲ **Upward:** Y-o-Y increase of between 200 – 700bps;
- ▲ **Strong Upwards:** Y-o-Y increase of more than 700bps;
- ▼ **Downward:** Y-o-Y decrease of between 200 – 700bps; and
- ▼ **Strong Downwards:** Y-o-Y decrease of more than 700bps.

			Upper Upscale & Upscale		Upper Mid-scale		Mid-scale	
			Q1FY24	(Y-o-Y)	Q1FY24	(Y-o-Y)	Q1FY24	(Y-o-Y)
<b>Occupancy</b>	(%)		68%	▼	75%	▼	69%	■
<b>ARR</b>	(₹)		8,628	▲	5,435	▲	3,226	▲
<b>RevPAR</b>	(₹)		5,827	▲	4,062	▲	2,232	▲



# Operational efficiency



# Financial summary

## Consolidated P&L Snapshot

	Q1FY24	Q1FY23	Change%	FY23
Operating Rooms	3,839	4,050		3,839
Occupancy %	71%	73%		72%
Average Room Rate (₹)	5,408	4,594		5,133
<b>Asset Income</b>	<b>1,914</b>	<b>1,742</b>	<b>14.2%</b>	<b>7,498</b>
<b>Asset EBITDA</b>	<b>719</b>	<b>658</b>	<b>12.5%</b>	<b>2,805</b>
Asset EBITDA Margin	37.5%	37.8%		37.4%
Other Income	9	14		117
Corporate G&A	(78)	(75)		(290)
<b>Net Corporate G&amp;A</b>	<b>(69)</b>	<b>(61)</b>		<b>(173)</b>
<b>Consolidated EBITDA</b> (pre-ESOP cost & one-time expense)	<b>650</b>	<b>597</b>		<b>2,632</b>
ESOP <sup>1</sup> Cost	(115)	-		(26)
Other One-Time Expenses	(63)	-		-
<b>Consolidated EBITDA</b> (Reported)	<b>473</b>	<b>597</b>		<b>2,606</b>
Depreciation & Amortization	(230)	(240)		(963)
Finance cost	(1,077)	(1,365)		(5,221)
<b>PBT</b> (excluding exceptional items)	<b>(835)</b>	<b>(1,009)</b>		<b>(3,577)</b>
Exceptional Items	-	-		192
<b>PBT</b>	<b>(835)</b>	<b>(1,009)</b>		<b>(3,386)</b>
Tax Expense	(0)	(0)		(0)
<b>PAT</b>	<b>(835)</b>	<b>(1,009)</b>		<b>(3,386)</b>

ESOP 2023 (as disclosed in prospectus)

P&L impact over 4 years:

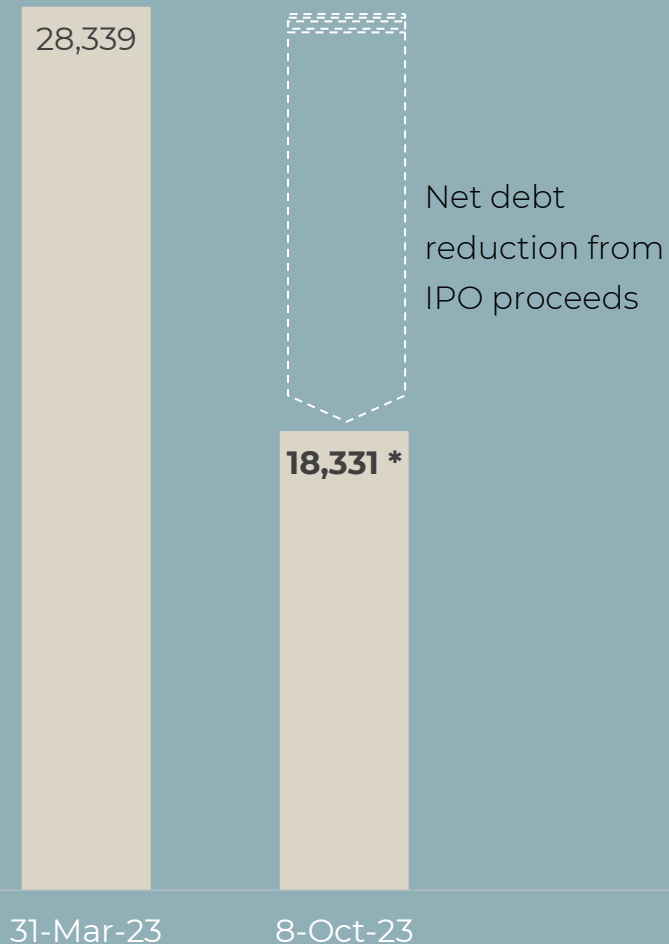
₹460mn in FY24, ₹177mn in FY25,

₹ 95mn in FY26, ₹40mn in FY27

## Proforma (With ACIC Portfolio)

	Q1FY24	Q1FY23	Change	FY23
	4,801	5,012		4,801
	72%	74%		73%
	5,327	4,561		5,087
<b>2,410</b>	<b>2,185</b>	<b>13.6%</b>	<b>9,488</b>	
<b>885</b>	<b>832</b>	<b>8.9%</b>	<b>3,477</b>	
36.7%	38.1%		36.7%	
14	18		156	
(95)	(105)		(359)	
<b>(80)</b>	<b>(87)</b>		<b>(204)</b>	
<b>805</b>	<b>745</b>		<b>3,273</b>	
(115)	-		(26)	
(78)	-		(132)	
<b>612</b>	<b>745</b>		<b>3,115</b>	
(308)	(329)		(1,296)	
(1,155)	(1,447)		(5,686)	
<b>(850)</b>	<b>(1,031)</b>		<b>(3,868)</b>	
-	-		192	
<b>(850)</b>	<b>(1,031)</b>		<b>(3,676)</b>	
(0)	(0)		17	
<b>(851)</b>	<b>(1,031)</b>		<b>(3,659)</b>	

# Significant reduction in debt



- » **₹12,000mn of IPO proceeds** materially reduced Company's net debt and cost of debt
- » Net debt down by **~35% to ₹18,331mn** from ₹28,339mn
- » Cost of debt reduced from **~12.5% to ~10.6%**; further reduction estimated by end FY24
- » By end of FY24, quarterly finance cost to reduce by **~57% to ~₹600mn** from ₹1,368mn\*\*

\*Net Debt Details

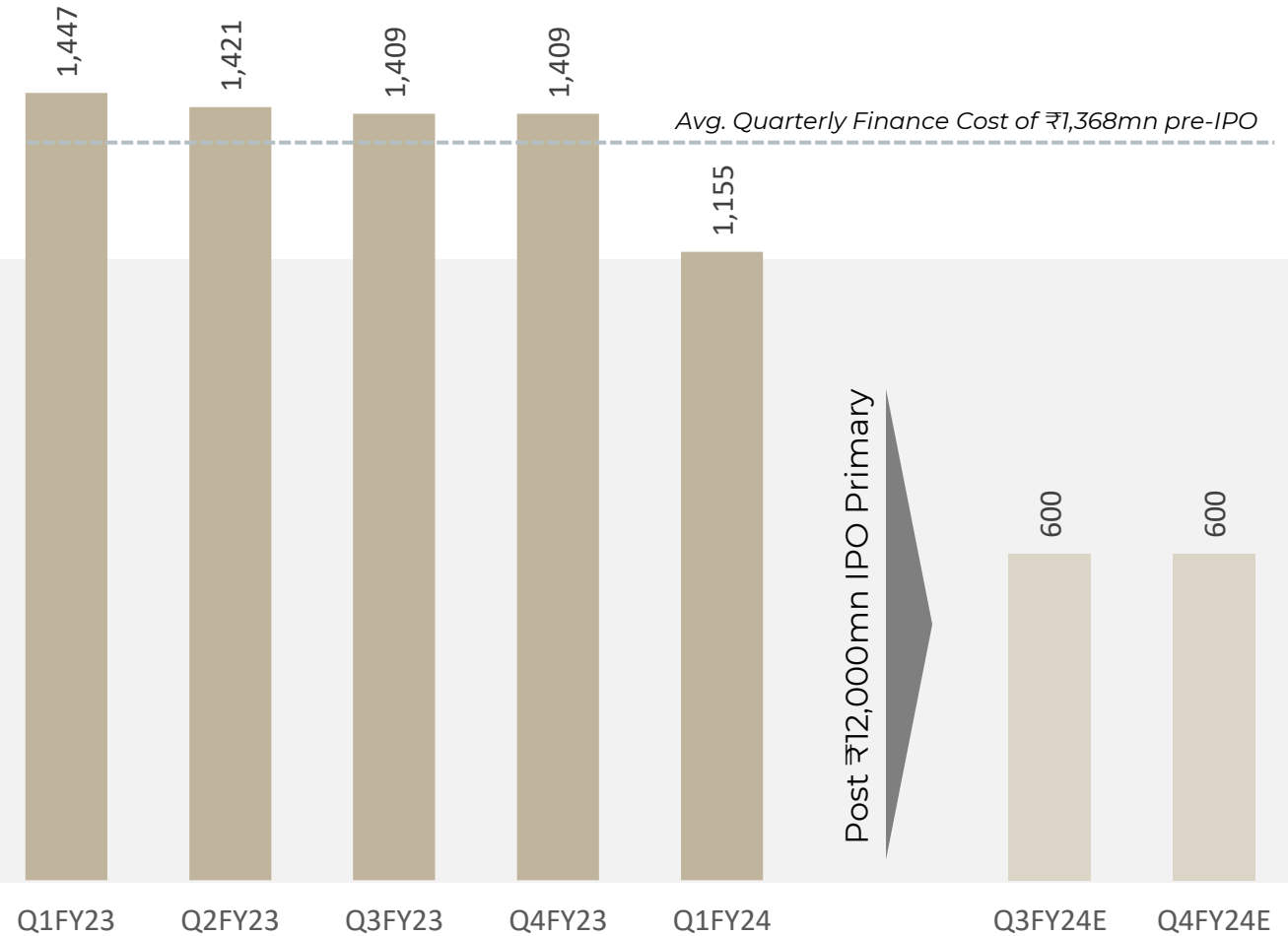
Gross Debt	₹23,442mn
Cash Balance	₹5,111mn
Cost of Debt	~10.6%

# Path to profitability & free cash

Change in Estimated Finance Cost post Debt Reduction

## Key Drivers for Change

- Revenue growth driven by **robust demand** across hospitality, office-space and aviation markets
- RevPAR growth of **14% and 15% in Q1 & Q2 FY24** respectively (YoY)<sup>1</sup>
- **Margin expansion of ACIC Portfolio** via integration with Marriott shared services center
- Material reduction in finance cost driven by **₹12,000mn primary capital raise** via Sep 22, 2023 IPO



1: Same-store basis, excludes ACIC Portfolio

# Glossary

#	Hotel Brand	City	Location	Operator	Segment	Operating Rooms
1	Hyatt Regency™	Pune	Nagar Road	Hyatt	Upper Upscale	301
2	Renaissance	Ahmedabad	SG Highway	Marriott	Upper Upscale	155
3	Sheraton	Hyderabad	Gachibowli	Marriott	Upscale	272
4	Courtyard by Marriott	Bangalore	Outer Ring Road	Marriott	Upscale	170
5	Hyatt Place™	Gurugram	Udyog Vihar	Hyatt	Upscale	176
6	Four Points by Sheraton	Visakhapatnam	City Center	Marriott	Upper Mid-scale	123
7	Fairfield by Marriott	Bangalore	Whitefield	Marriott	Upper Mid-scale	104
8	Fairfield by Marriott	Bangalore	City Center	Marriott	Upper Mid-scale	148
9	Fairfield by Marriott	Bangalore	Outer Ring Road	Marriott	Upper Mid-scale	166
10	Fairfield by Marriott	Coimbatore	Airport	Marriott	Upper Mid-scale	126
11	Fairfield by Marriott	Chennai	Sriperumbudur	Marriott	Upper Mid-scale	153
12	Fairfield by Marriott	Pune	Kharadi	Marriott	Upper Mid-scale	109
13	Fairfield by Marriott	Goa	Anjuna	Marriott	Upper Mid-scale	130
14	Caspia	New Delhi	Shalimar Bagh	SAMHI	Upper Mid-scale	142
15	Holiday Inn Express	Ahmedabad	SG Road	IHG	Mid-scale	130
16	Holiday Inn Express	Bangalore	Whitefield	IHG	Mid-scale	161
17	Holiday Inn Express	Pune	Hinjewadi	IHG	Mid-scale	104
18	Holiday Inn Express	Gurugram	Sohna Road	IHG	Mid-scale	205
19	Holiday Inn Express	Pune	Pimpri	IHG	Mid-scale	142
20	Holiday Inn Express	Hyderabad	Hi-tech City	IHG	Mid-scale	150
21	Holiday Inn Express	Nashik	Ambad	IHG	Mid-scale	101
22	Holiday Inn Express	Hyderabad	Banjara Hills	IHG	Mid-scale	170
23	Holiday Inn Express	Bangalore	Tumkur Road	IHG	Mid-scale	115
24	Holiday Inn Express	Chennai	Thoraipakkam	IHG	Mid-scale	149
25	Caspia Pro	Greater Noida	Knowledge Park	SAMHI	Mid-scale	137
<b>Sub-total (Ex-ACIC Portfolio)</b>						<b>3,839</b>
26	Fairfield by Marriott	Hyderabad	Gachibowli	-	Upper Mid-scale	232
27	Four Points by Sheraton	Pune	Viman Nagar	-	Upper Mid-scale	217
28	Fairfield by Marriott	Ahmedabad	Ashram Road	-	Upper Mid-scale	147
29	Four Points by Sheraton	Jaipur	City Square	-	Upper Mid-scale	114
30	Four Points by Sheraton	Chennai	OMR	-	Upper Mid-scale	116
31	Fairfield by Marriott	Chennai	Mahindra World Centre	-	Upper Mid-scale	136
<b>Sub-total (ACIC Portfolio)</b>						<b>962</b>
<b>Grand Total</b>						<b>4,801</b>

## Management Contract Highlights

Average Tenure (yrs)	24.1
Average Residual Tenure as on Jun'23 (yrs)	18.3
Management Fee as % to Total Income from Assets (FY23) (Base & Incentive Fee)	4.75%





# Disclaimer

This presentation and the accompanying slides (the “Presentation”), which have been prepared by SAMHI Hotels Limited (the “Company”), have been prepared solely for information purposes and do not constitute any offer, recommendation or invitation to purchase or subscribe for any securities, and shall not form the basis or be relied on in connection with any contract or binding commitment whatsoever. No offering of securities of the Company will be made except by means of a statutory offering document containing detailed information about the Company.

This Presentation has been prepared by the Company based on information and data which the Company considers reliable, but the Company makes no representation or warranty, express or implied, whatsoever, and no reliance shall be placed on, the truth, accuracy, completeness, fairness and reasonableness of the contents of this Presentation. This Presentation may not be all inclusive and may not contain all of the information that you may consider material. Any liability in respect of the contents of, or any omission from, this Presentation is expressly excluded.

Certain matters discussed in this Presentation may contain statements regarding the Company’s market opportunity and business prospects that are individually and collectively forward-looking statements. Such forward-looking statements are not guarantees of future performance and are subject to known and unknown risks, uncertainties and assumptions that are difficult to predict. These risks and uncertainties include, but are not limited to, the performance of the Indian economy and of the economies of various international markets, the performance of the industry in India and world-wide, competition, the company’s ability to successfully implement its strategy, the Company’s future levels of growth and expansion, technological implementation, changes and advancements, changes in revenue, income or cash flows, the Company’s market preferences and its exposure to market risks, as well as other risks. The Company’s actual results, levels of activity, performance or achievements could differ materially and adversely from results expressed in or implied by this Presentation. The Company assumes no obligation to update any forward-looking information contained in this Presentation. Any forward-looking statements and projections made by third parties included in this Presentation are not adopted by the Company and the Company is not responsible for such third-party statements and projections.

The equity shares of SAMHI Hotels Ltd. were listed on National Stock Exchange of India Ltd. (NSE) and BSE Ltd. (BSE) on 22 September 2023. Accordingly, the unaudited standalone and consolidated financial results for the quarter ended 30 June 2023 has been drawn up for the first time in accordance with the requirement of Regulation 33 of the Listing Regulations.



# Thank You



## Company

SAMHI Hotels Ltd.  
CIN: U55101DL2010PLC211816

Mr. Gyana Das  
Executive Vice President & Head of Investments  
[compliance@samhi.co.in](mailto:compliance@samhi.co.in)

[www.samhi.co.in](http://www.samhi.co.in)

## SGA Strategic Growth Advisors

### Investor Relations Advisors

Strategic Growth Advisors Pvt. Ltd.  
CIN: U74140MH2010PTC204285

Ms. Ami Parekh / Mr. Rahul Agarwal  
+91-8082466052 / +91- 9821438864  
[ami.parekh@sgapl.net](mailto:ami.parekh@sgapl.net) / [rahul.agarwal@sgapl.net](mailto:rahul.agarwal@sgapl.net)

[www.sgapl.net](http://www.sgapl.net)

