



DILIP BUILDCON LIMITED
INFRASTRUCTURE & BEYOND

Date: February 12, 2022

To
BSE Limited
Listing Department
P.J Tower, Dalal Street
Mumbai – 400001

Stock Symbol -540047

To
National Stock Exchange of India Ltd.
Exchange Plaza, C-1, Block G
BandraKurla Complex,
Bandra (E), Mumbai – 400051


Stock Symbol –DBL

Sub: - Investor Presentation

Pursuant to regulation 46(2) of the SEBI (Listing Obligations and Disclosure Requirements) Regulations, 2015, as amended from time to time, please find enclosed herewith a copy of the revised Investor Presentation for the **quarter ended December 31, 2021** which will be uploaded to our website <http://www.dilipbuildcon.com>

We request you to take the said investor presentation on your record.

For DilipBuildcon Limited


Abhishek Shrivastava
Company Secretary
A-19703



IAS



ISO 9001:2015

CIN No. L45201MP2006PLC018689

Regd. Office :


Plot No. 5, Inside Govind Narayan Singh Gate,
Chuna Bhatti, Kolar Road, Bhopal - 462 016 (M.P.)

Ph. : 0755-4029999, Fax : 0755-4029998

E-mail : db@dilipbuildcon.co.in, Website : www.dilipbuildcon.com



DILIP BUILDCON LIMITED
INFRASTRUCTURE & BEYOND



**Dilip Buildcon
Limited**

Earnings Presentation | Q3 FY22

Content

03

Business Highlights

12

Standalone Financial Highlights

21

Consolidated Financial Highlights

23

Divestment


26

Key Projects Update

32

Company Overview

BUSINESS HIGHLIGHTS



Fresh divestment of projects

- Term-sheet executed with Shrem InvIT to divest 10 HAM projects.
- Expected valuation- ₹ 23,490 mn (Equity investment - ₹ 15,010 mn) at ~1.56X

Realization from Cube deal

- Received ₹ 2,916 mn (out of ₹ 4,296 mn) from Cube against transfer of 49% Equity plus 100% unsecured loan in 3 HAM projects
- Balance ₹ 1,380 mn to be received after COD plus 6 months (i.e. Q1 FY23) against remaining 51% equity transfer

Won new projects worth ₹ 33,200 mn (incl. GST)

- Tunnel project worth ₹ 6,370 mn from Rail Vikas Nigam Limited (RVNL) in the state of Himachal Pradesh
- Coal overburden removal project worth ₹ 26,830 mn from South Eastern Coalfields Limited (SECL) in the state of Madhya Pradesh

Completion (COD) of projects

- Achieved COD of 5 HAM projects on time during FY22
- Achieved COD of 3 EPC Projects on time during FY22

Appointed date (AD) for HAM projects

- AD received for 9 HAM projects out of 11 projects won in 2020 & 2021. AD is expected by March 22 for remaining 2 projects
- AD of 5 HAM projects received during FY22 till date

PROJECTS COMPLETED DURING FY22

(₹ mn)

| Name of the Employer | Project Name | State | Type of Work | EPC Cost excluding GST | Length (Kms) | Scheduled Date of Completion Including Covid EOT | Actual Completion Date | Early Completion Days |
|----------------------|--|----------------|--------------|------------------------|--------------|--|------------------------|-----------------------|
| NHAI | Sangli-Solapur (Package II: Borgaon Watambare) | Maharashtra | HAM | 6,741 | 52.00 | 19.10.2021 | 24.09.2021 | 25 |
| NHAI | Dagamagpur-Lalganj (Pkg-2) | Uttar Pradesh | EPC | 6,875 | 47.70 | 09.09.2021 | 05.10.2021 | - |
| NHAI | Gorhar to Khairatunda | Jharkhand | HAM | 6,057 | 39.49 | 18.10.2021 | 16.10.2021 | 2 |
| NHAI | Anandapuram-Pendurthi-Anakapalli | Andhra Pradesh | HAM | 13,750 | 50.80 | 08.11.2021 | 08.11.2021 | - |
| NHAI | Sangli-Solaopur (Package-IV) | Maharashtra | HAM | 7,423 | 56.50 | 19.02.2022 | 14.12.2021 | 67 |
| NHAI | Mangloor to Telangana/ Maharastra Border | Telangana | HAM | 5,795 | 48.96 | 20.12.2021 | 15.12.2021 | 5 |
| NHAI | Lalganj-Hanumanha (Pkg-3) | Uttar Pradesh | EPC | 6,045 | 43.40 | 20.12.2021 | 20.12.2021 | - |
| NHAI | Saoner-Dhapewada-Kalmeshwar-Gondkhairi | Maharashtra | EPC | 4,286 | 28.88 | 23.01.2022 | 15.01.2022 | 8 |

PROJECTS WON DURING FY22

(₹ mn)

| Project Name | Type | State | Name of Employer | Contract Value including GST | LOA Date | Period in which order Won |
|--------------------------------------|--------|------------------|------------------|------------------------------|------------|---------------------------|
| Amadand OCP (OB Removal Project) | Mining | Madhya Pradesh | SECL | 26,830 | 31.12.2021 | Q3 |
| Tunnels T14, T15 and T16 in Bilaspur | Tunnel | Himachal Pradesh | RVNL | 6,370 | 08.02.2022 | Q3 |
| Total | | | | 33,200 | | |



Total Order Book – ₹ 2,41,025 mn

ROADS & HIGHWAYS

₹ 94,774 mn - 39.32%

SPECIAL BRIDGES

₹ 13,929 mn - 5.78%

IRRIGATION

₹ 44,666 mn - 18.53%

METRO

₹ 2,628 mn - 1.09%

TUNNEL

₹ 24,428 mn - 10.13%

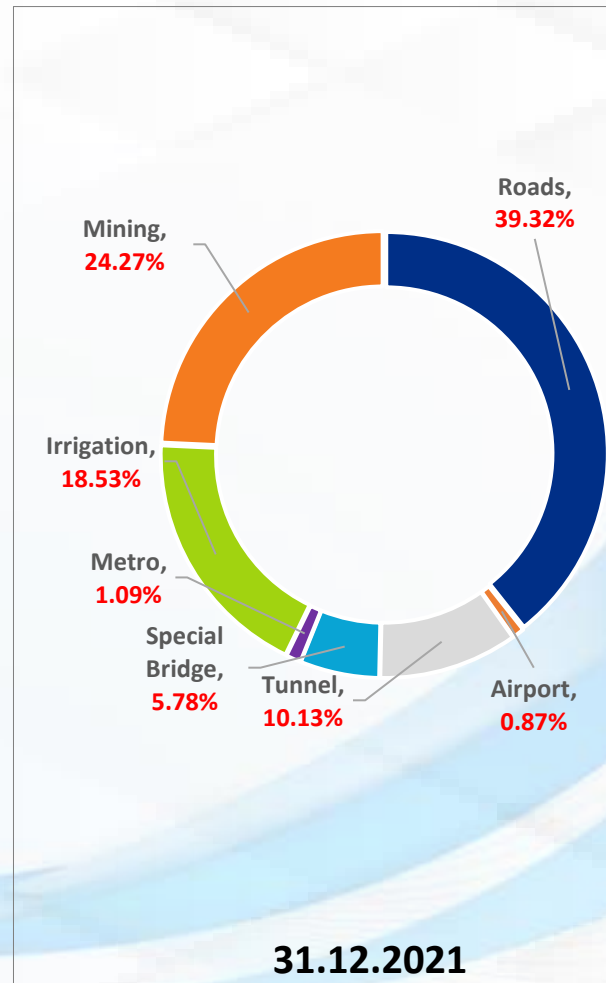
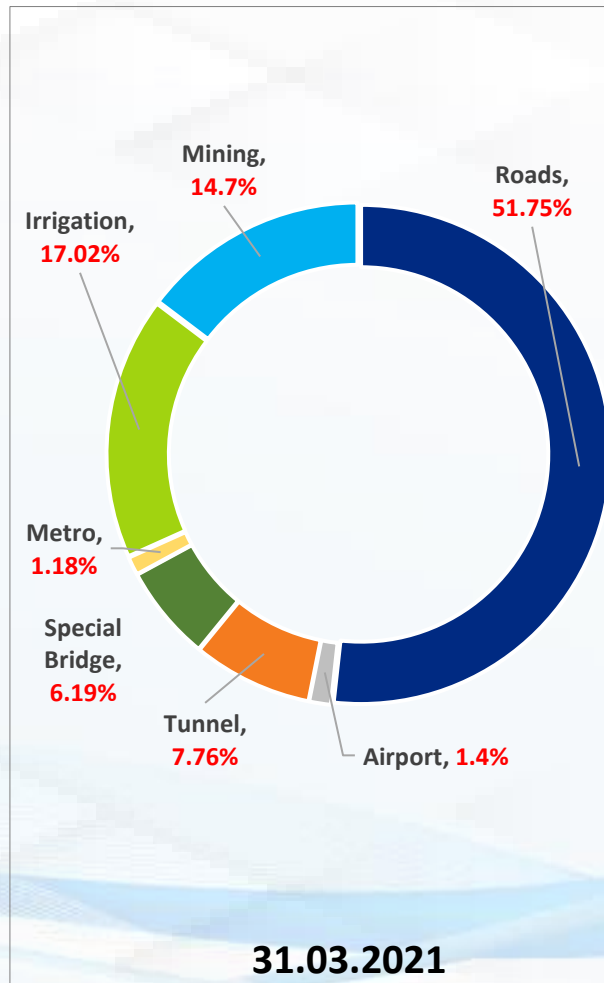
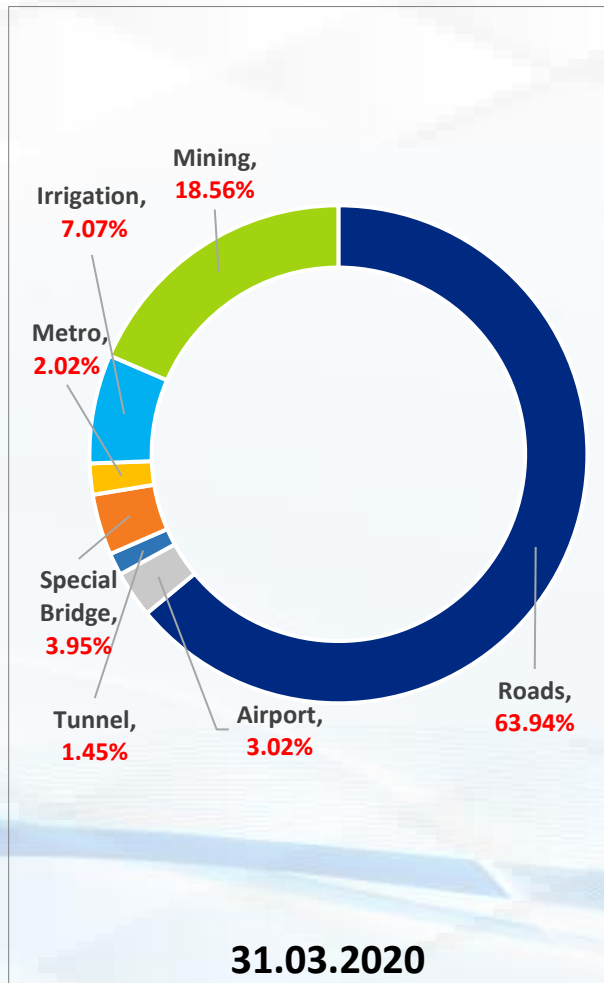
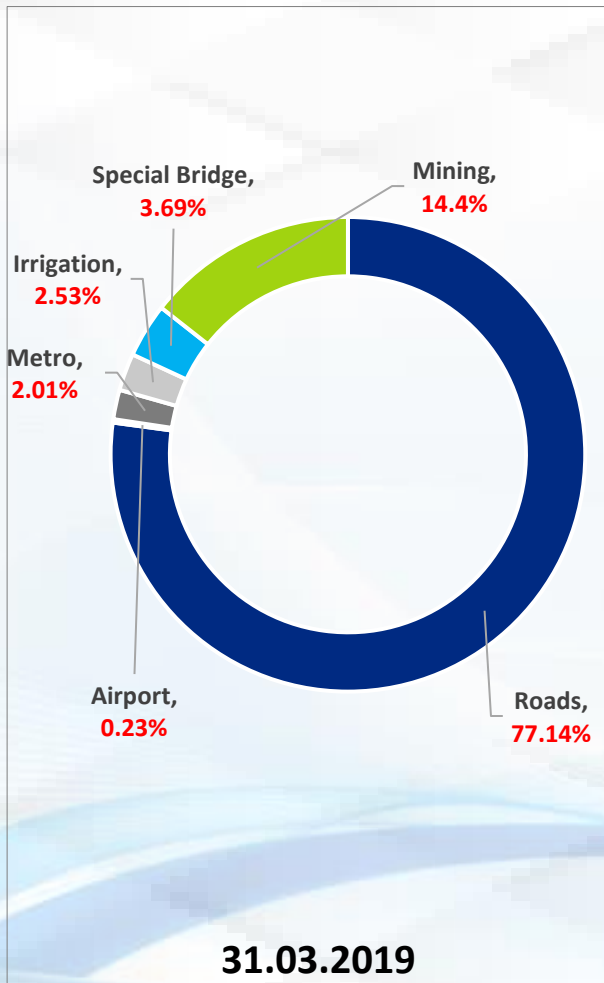
MINING

₹ 58,503 mn - 24.27%

AIRPORT

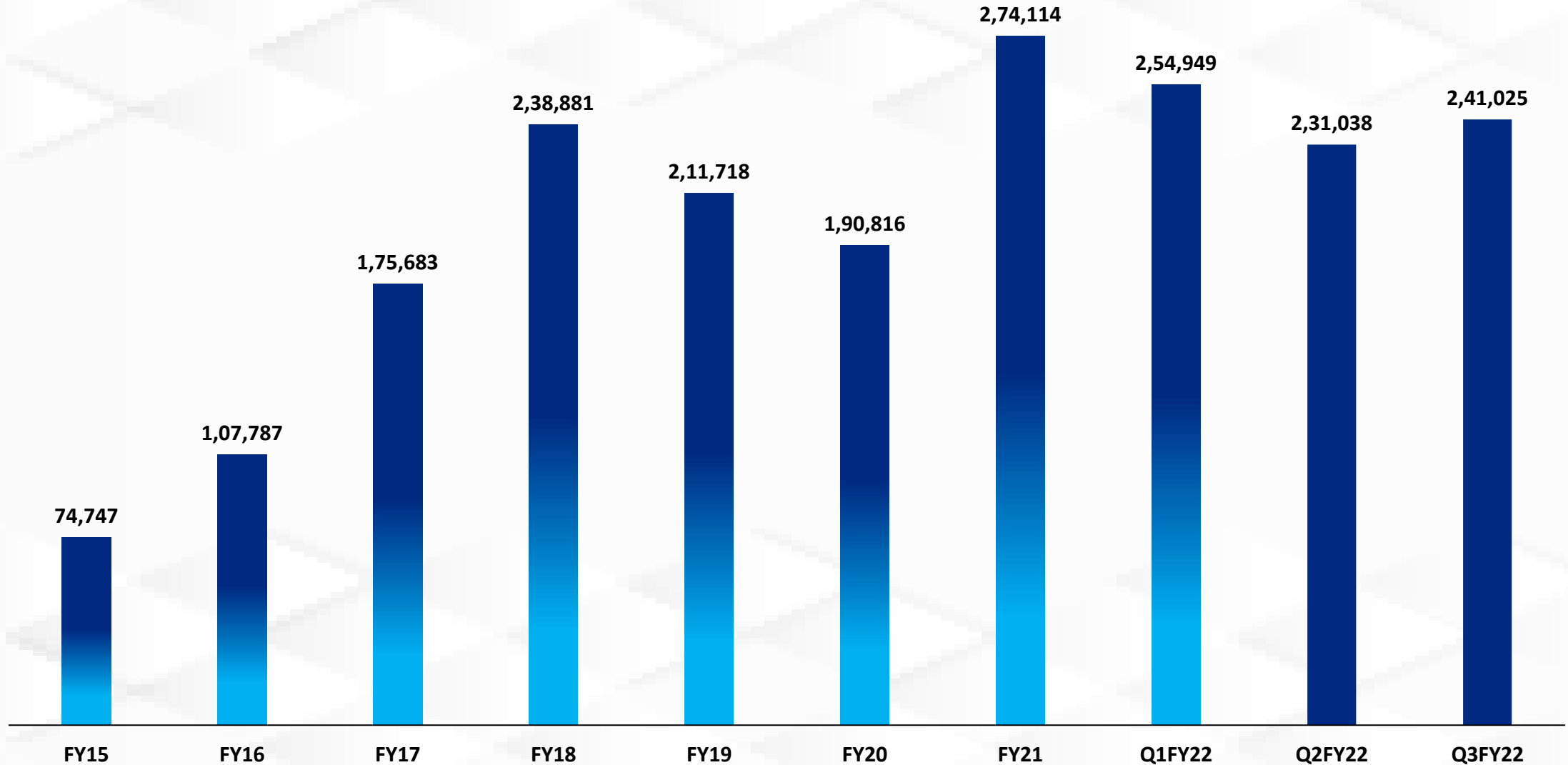
₹ 2,097 mn - 0.87%



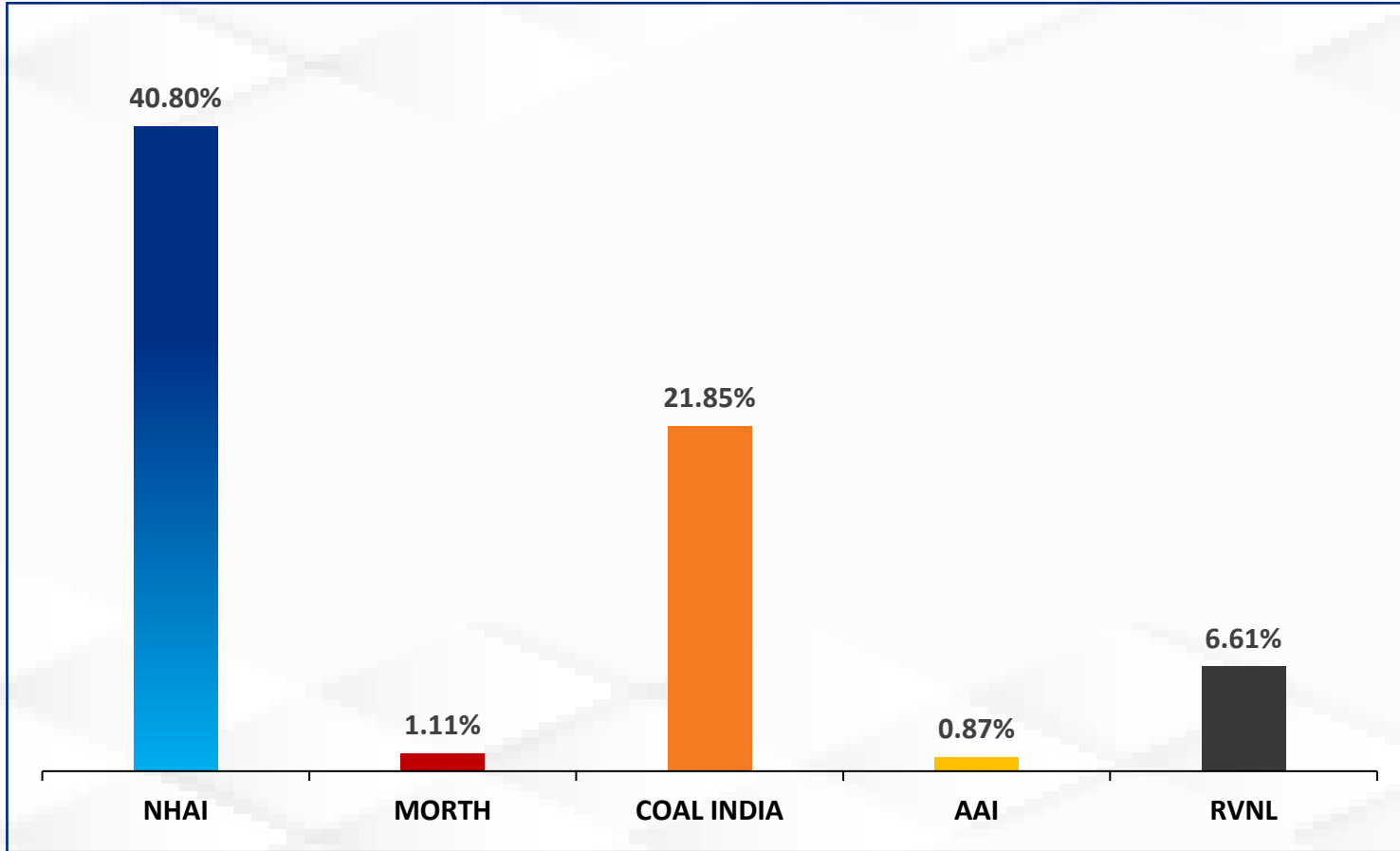




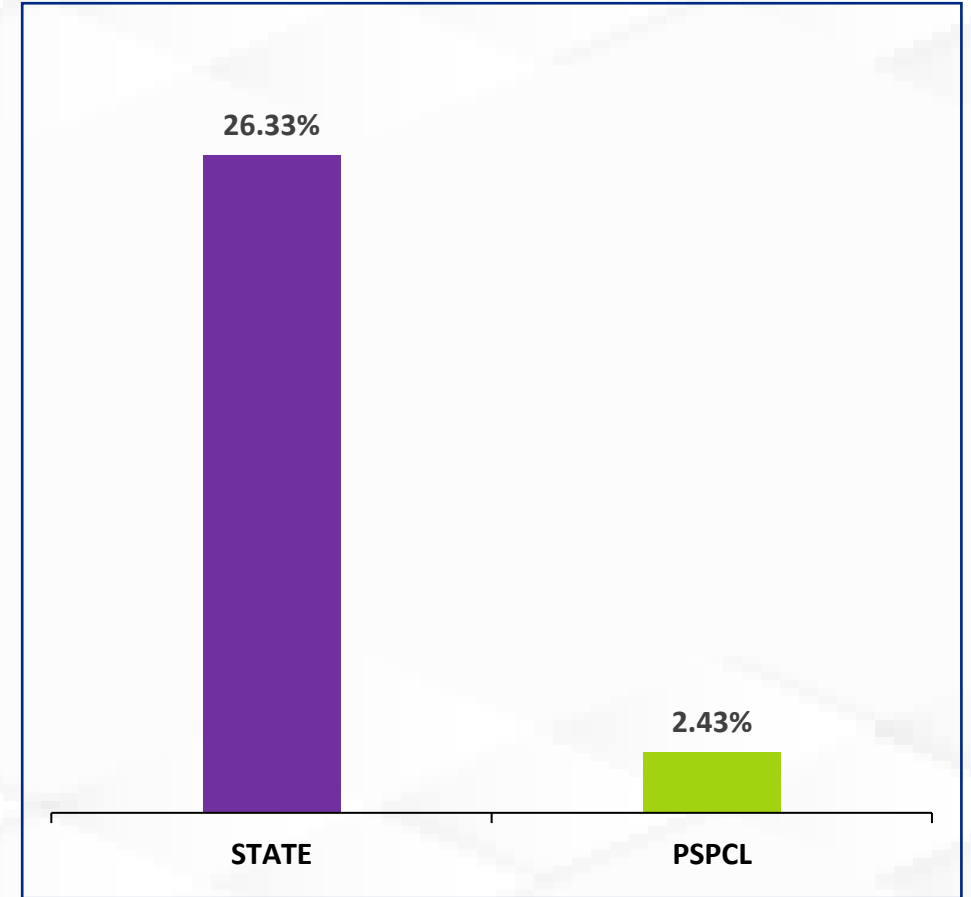
(₹ mn)



71% of the order book from the Central Government

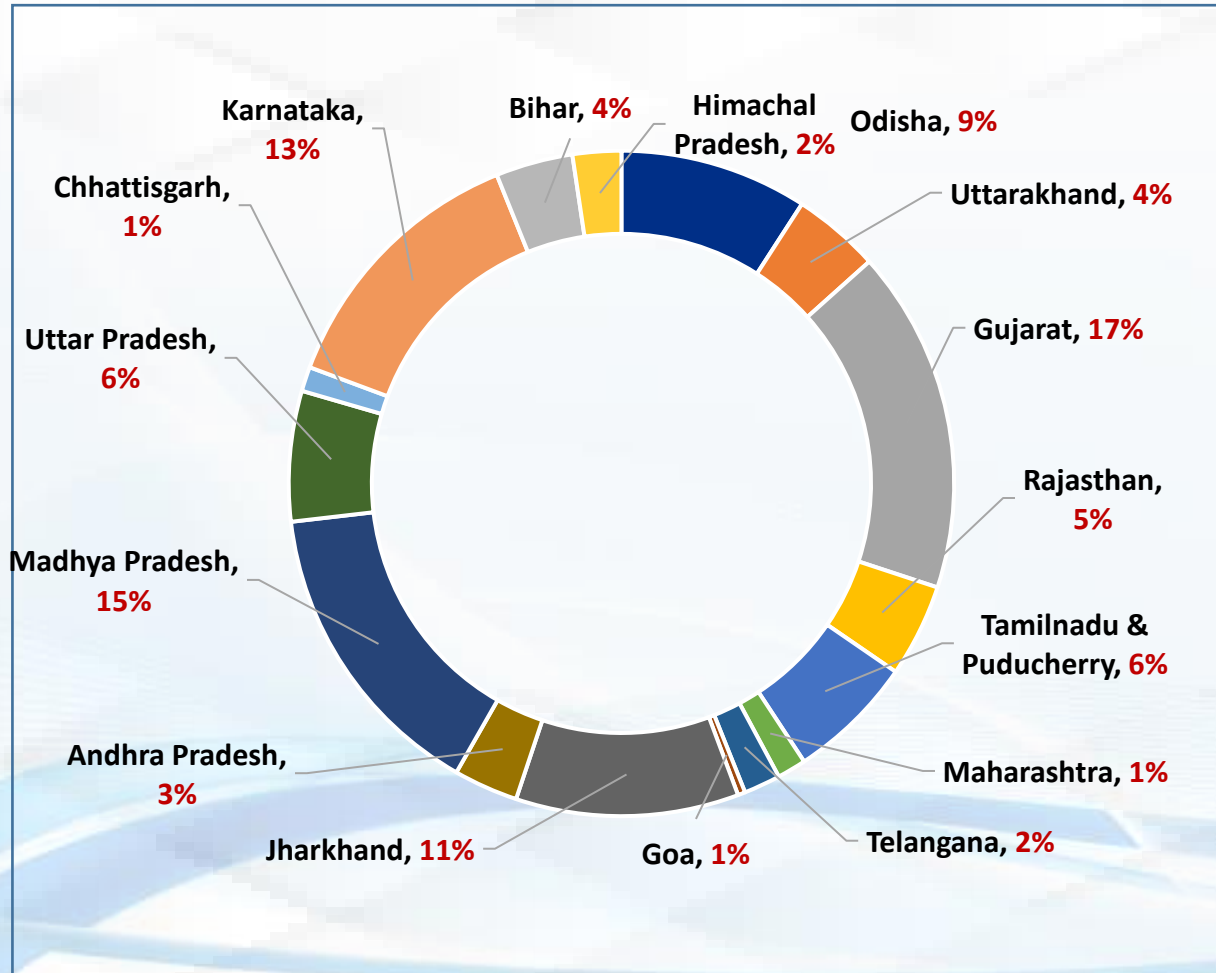


29% of the order book from the state government

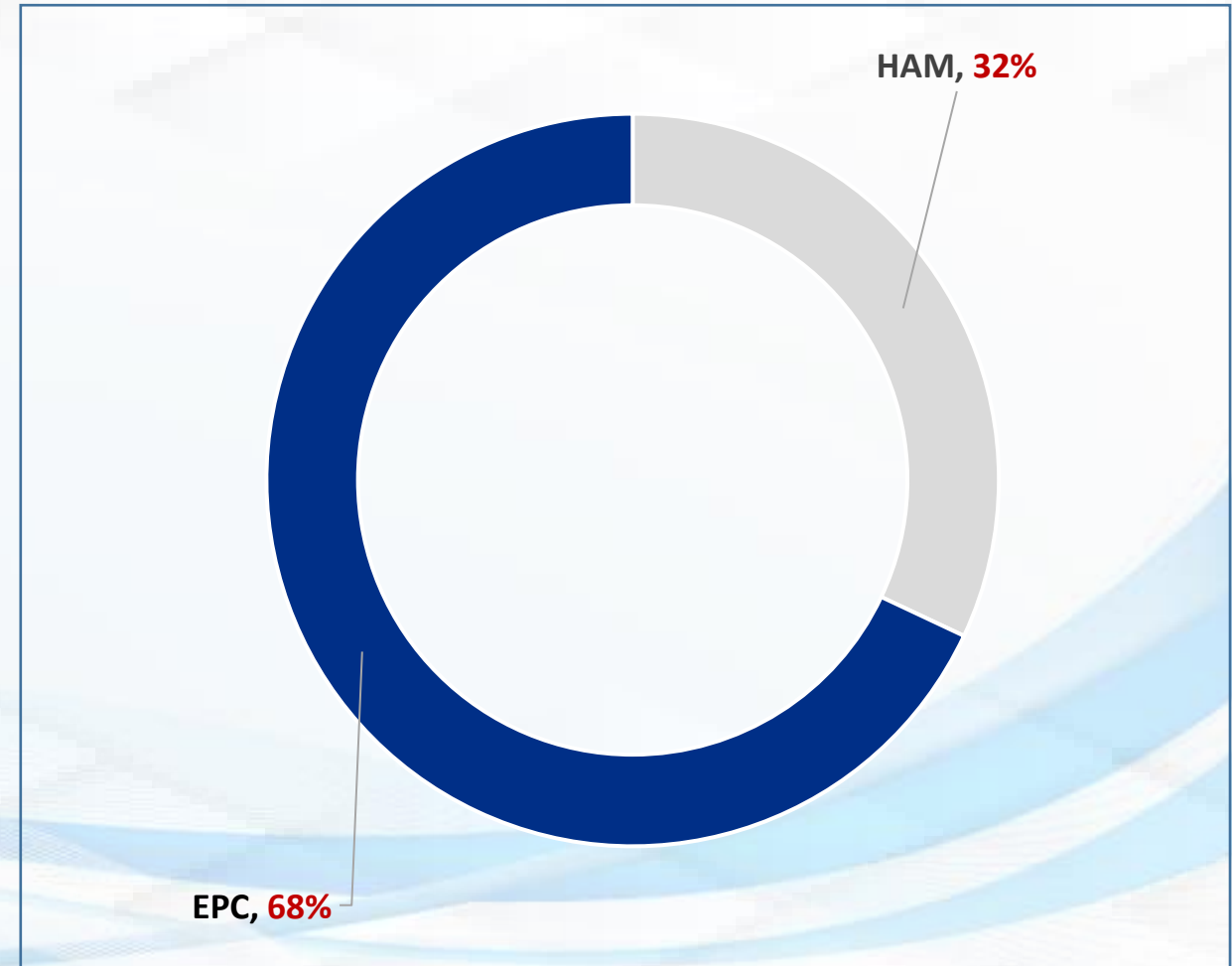





Order Book Geography Wise

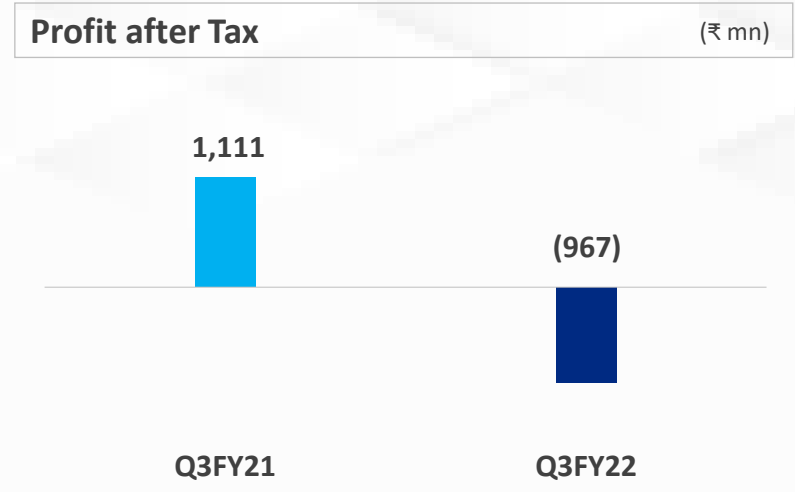
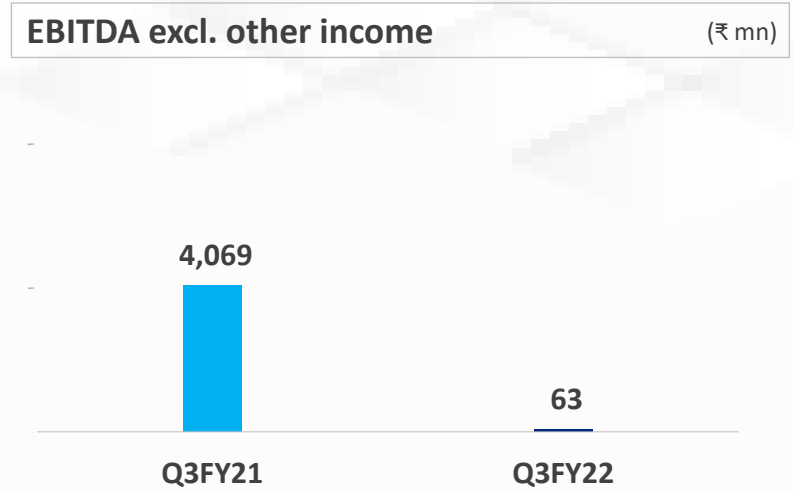
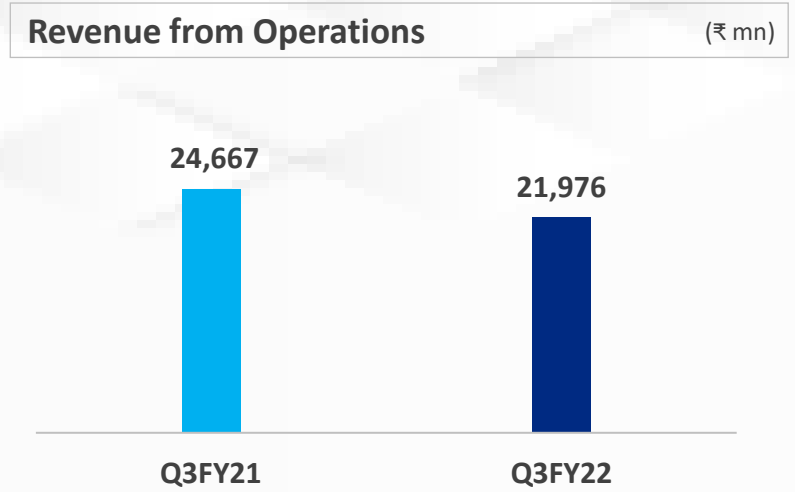


Order Book Contract Type Wise



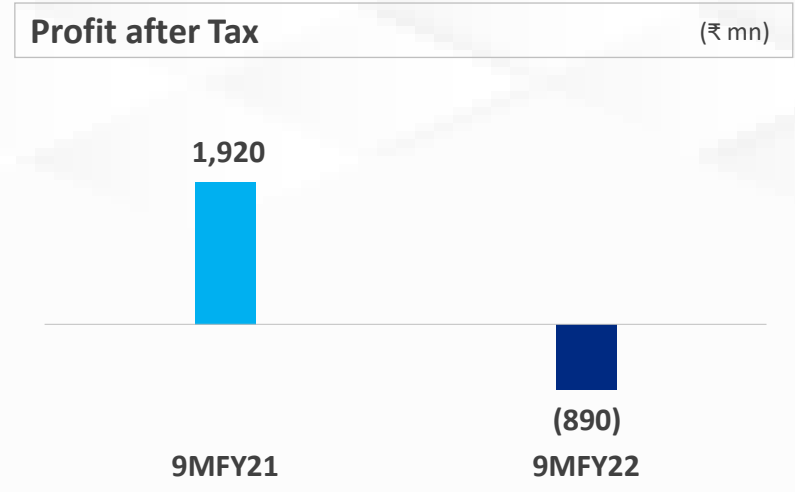
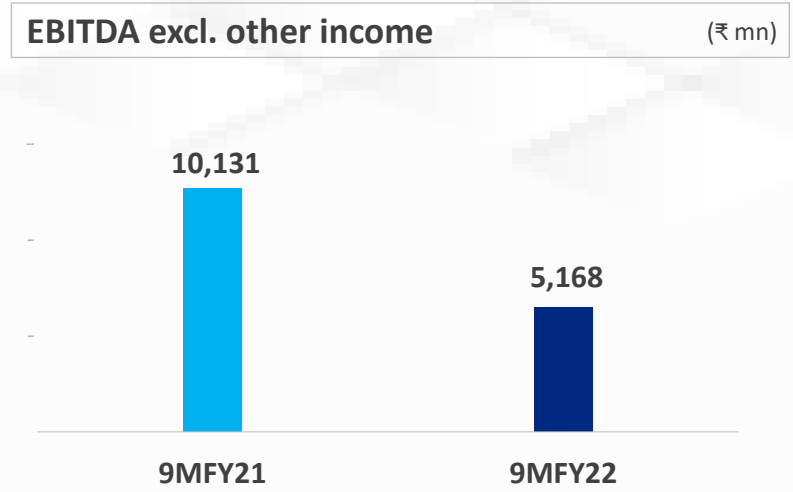
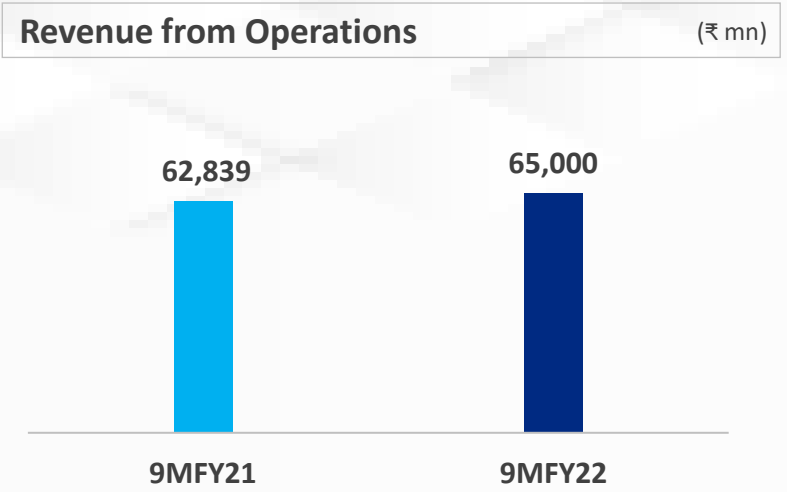
**STANDALONE FINANCIAL
HIGHLIGHTS**





Contract Revenue Breakup

| Roads, Special Bridges & Tunnels | | | Irrigation | | | Metros, Airports & Urban Development | | | Mining | | |
|----------------------------------|---|--------|------------|---|-------|--------------------------------------|---|-------|--------|---|-------|
| Q3FY22 | - | 18,533 | Q3FY22 | - | 711 | Q3FY22 | - | 704 | Q3FY22 | - | 1,665 |
| Q3FY21 | - | 19,178 | Q3FY21 | - | 1,998 | Q3FY21 | - | 1,321 | Q3FY21 | - | 1,973 |



Contract Revenue Breakup

| Roads, Special Bridges & Tunnels | | | Irrigation | | | Metros, Airports & Urban Development | | | Mining | | |
|----------------------------------|---|--------|------------|---|-------|--------------------------------------|---|-------|--------|---|-------|
| 9MFY22 | - | 54,595 | 9MFY22 | - | 2,149 | 9MFY22 | - | 2,495 | 9MFY22 | - | 4,942 |
| 9MFY21 | - | 51,708 | 9MFY21 | - | 2,380 | 9MFY21 | - | 2,038 | 9MFY21 | - | 5,986 |

(₹ mn)

| Particulars | Q3FY22 | Q2FY22 | Q3FY21 | 9MFY22 | 9MFY21 |
|---|----------------|---------------|---------------|----------------|---------------|
| Revenue | 21,976 | 21,561 | 24,667 | 65,000 | 62,839 |
| Operating expenses | 21,913 | 19,284 | 20,598 | 59,832 | 52,709 |
| EBITDA excl. other income | 63 | 2,277 | 4,069 | 5,168 | 10,131 |
| EBITDA Margin (%) | 0.29% | 10.56% | 16.50% | 7.95% | 16.12% |
| Other income | 98 | 52 | 59 | 274 | 238 |
| Depreciation | 986 | 999 | 1,000 | 2,964 | 3,110 |
| Interest | 1,516 | 1,616 | 1,449 | 4,623 | 4,362 |
| Profit/(loss) before exceptional items and tax | (2,342) | (287) | 1,680 | (2,144) | 2,897 |
| Exceptional items | 594 | 20 | - | 614 | - |
| Profit/(loss) before tax | (1,748) | (266) | 1,680 | (1,531) | 2,897 |
| Tax Expense | (781) | (73) | 569 | (641) | 977 |
| Profit/(loss) after tax | (967) | (193) | 1,111 | (890) | 1,920 |
| PAT Margin (%) | -4.40% | -0.90% | 4.50% | -1.37% | 3.06% |

(₹ mn)

| Particulars | Q3FY22 | Q3FY21 | 9MFY22 | 9MFY21 |
|--|----------------|---------------|----------------|---------------|
| Revenue from Operations | 21,976 | 24,727 | 65,000 | 62,839 |
| Other income | 98 | 59 | 274 | 238 |
| Total Income | 22,074 | 24,727 | 65,274 | 63,078 |
| Expenses | | | | |
| Cost of materials consumed | 20,439 | 19,553 | 56,334 | 49,397 |
| Changes in inventories of finished goods, Stock-in -Trade and work-in-progress | 529 | (9) | 380 | 299 |
| Employee benefits expense | 501 | 523 | 1,508 | 1,492 |
| Finance costs | 1,516 | 1,449 | 4,623 | 4,362 |
| Depreciation and amortization expense | 986 | 1,000 | 2,964 | 3,110 |
| Other expenses | 444 | 530 | 1,609 | 1,521 |
| Total expenses | 24,415 | 23,047 | 67,418 | 60,180 |
| Profit/(loss) before exceptional items and tax | (2,342) | 1,680 | (2,144) | 2,897 |
| Exceptional items | 594 | - | 614 | - |
| Profit/(loss) before tax | (1,748) | 1,680 | (1,531) | 2,897 |
| Tax expenses | (781) | 569 | (641) | 977 |
| Profit/(loss) after tax | (967) | 1,111 | (890) | 1,920 |

(₹ mn)

| Particulars | Dec'21 | Sep'21 | Dec'20 |
|-----------------------------------|-----------------|-----------------|-----------------|
| ASSETS | | | |
| Non-current assets | | | |
| (a) Property, plant and equipment | 17,295 | 18,035 | 18,790 |
| (b) Capital work in progress | 5 | 3 | 12 |
| (c) Other Intangible Assets | 146 | 162 | 213 |
| (d) Financial assets | | | |
| (i) Investments | 7,572 | 8,602 | 10,012 |
| (ii) Other | 2,092 | 2,005 | 3,269 |
| (e) Deferred tax assets (net) | 1,046 | 441 | 466 |
| (f) Other non-current asset | 4,705 | 4,271 | 4,964 |
| Total Non-current assets | 32,861 | 33,519 | 37,727 |
| Current assets | | | |
| (a) Inventories | 33,747 | 33,710 | 29,128 |
| (b) Financial assets | | | |
| (i) Trade receivables | 15,041 | 13,181 | 15,257 |
| (ii) Cash and cash equivalent | 3,264 | 3,153 | 2,876 |
| (iii) Loans | 4,371 | 5,952 | 8,497 |
| (iv) Others financial assets | 8,461 | 8,461 | 5,476 |
| (c) Current tax asset (net) | 3,093 | 2,572 | 1,746 |
| (d) Other current assets | 16,327 | 16,057 | 11,744 |
| Total Current Assets | 84,305 | 83,086 | 74,725 |
| Non-current assets held for sale | - | - | 3,602 |
| TOTAL ASSETS | 1,17,165 | 1,16,605 | 1,16,054 |

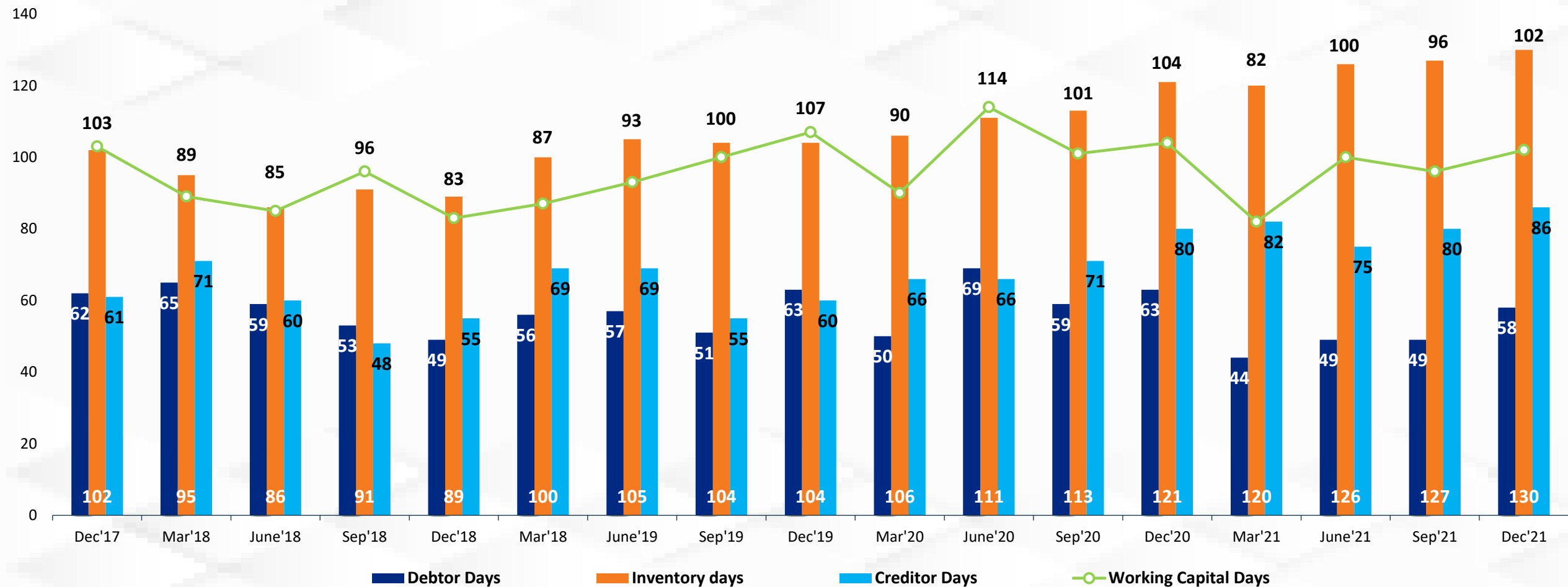
| Particulars | Dec'21 | Sep'21 | Dec'20 |
|--|-----------------|-----------------|-----------------|
| EQUITY AND LIABILITIES | | | |
| Equity | | | |
| (a) Equity share capital | 1,462 | 1,462 | 1,368 |
| (b) Other equity | 41,748 | 42,844 | 36,475 |
| Total Equity | 43,210 | 44,306 | 37,842 |
| Liabilities | | | |
| Non-current liabilities | | | |
| (a) Financial liabilities | | | |
| (i) Borrowings | 5,932 | 7,263 | 7,596 |
| (ii) Other Financial liabilities | 211 | 247 | 94 |
| (b) Provisions | 754 | 733 | 1,176 |
| (c) Other non-current liabilities | 5,327 | 6,207 | 5,641 |
| Total Non current liabilities | 12,224 | 14,451 | 14,506 |
| Current liabilities | | | |
| (a) Financial liabilities | | | |
| (i) Borrowings | 21,122 | 20,881 | 22,048 |
| (ii) Trade payable | 22,357 | 21,316 | 19,272 |
| (iii) Other financial liabilities | 9,402 | 9,453 | 9,437 |
| (b) Other current liabilities | 8,700 | 6,054 | 9,165 |
| (c) Provisions | 149 | 144 | 181 |
| Total Current liabilities | 61,731 | 57,848 | 60,104 |
| Liabilities in respect of non current assets classified as held for sale | - | - | 3,602 |
| Total Liabilities | 73,856 | 72,299 | 78,212 |
| TOTAL EQUITY AND LIABILITIES | 1,17,165 | 1,16,605 | 1,16,054 |

(₹ mn)

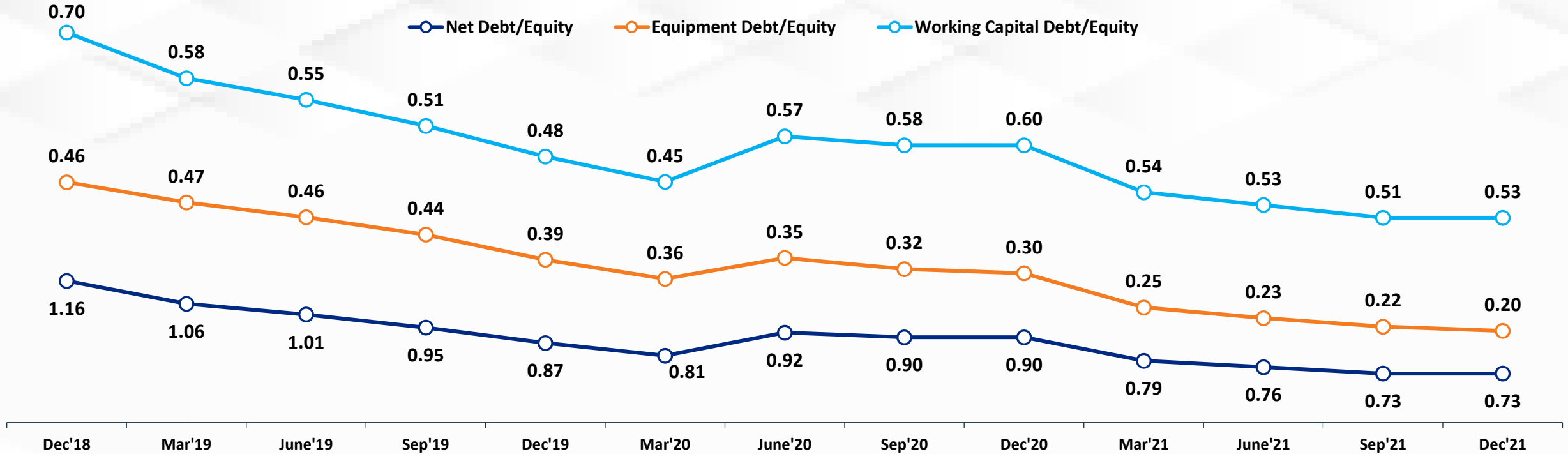
| Particulars | H1FY22 | Q3FY22 | 9MFY22 |
|---|----------------|--------------|----------------|
| CASH FLOW FROM OPERATING ACTIVITIES | | | |
| Net profit before tax as per Statement of Profit and Loss | 217 | (1,748) | (1,531) |
| Adjustments for: | | | |
| Depreciation | 1,978 | 986 | 2,964 |
| Interest Income | (167) | (98) | (265) |
| Finance Income due to Unwinding of security deposit | (1) | (1) | (2) |
| (Profit)/Loss on sale of fixed assets | 12 | 6 | 18 |
| Interest expense | 3,106 | 1,517 | 4,623 |
| Provision for Doubtful Debts | - | 70 | 70 |
| Remeasurements gains /(losses) on post-employment benefits | 76 | 25 | 101 |
| Exceptional items – (Profit)/Loss on Sale of Subsidiary companies | (20) | (594) | (614) |
| Operating Profit Before Working Capital Changes | 5,201 | 163 | 5,364 |
| Working Capital Changes | | | |
| (Increase)/Decrease in Current and Non- Current Assets | (8,900) | (1,049) | (9,949) |
| Increase/(Decrease) in Current and Non-Current Liabilities | (2,490) | 2,616 | 126 |
| Increase/(Decrease) in Provisions | (89) | 27 | (62) |
| Cash generated from operations | (6,278) | 1,757 | (4,521) |
| Income tax paid | (702) | (483) | (1,185) |
| NET CASH GENERATED FROM OPERATING ACTIVITIES (TOTAL A) | (6,980) | 1,274 | (5,706) |

| Particulars | H1FY22 | Q3FY22 | 9MFY22 |
|--|--------------|----------------|--------------|
| CASH FLOW FROM INVESTMENT ACTIVITIES | | | |
| Purchase of Fixed Assets | (1,066) | (264) | (1,330) |
| Sale of Fixed Assets | 29 | 28 | 57 |
| Expenditure on Capital work in progress | (1) | (3) | (4) |
| Purchase of Investments | (1,146) | (354) | (1,500) |
| Sale of Investments | 5,530 | (1,979) | 7,509 |
| Interest Received | 167 | 98 | 265 |
| NET CASH USED IN INVESTING ACTIVITIES (TOTAL B) | 3,513 | 1,484 | 4,997 |
| CASH FLOW FROM FINANCING ACTIVITIES | | | |
| (Repayment) / Proceeds of / from Equity | 5,008 | - | 5,008 |
| (Repayment) / Proceeds of / from Long Term Borrowings (net) | 1,090 | (1,331) | (241) |
| (Repayment) / Proceeds of / from Short Term Borrowings (net) | (367) | 242 | (125) |
| Repayment) / Proceeds of / from Current Maturities of Long Term Borrowings (net) | 1,072 | 105 | 1,177 |
| Interest paid | (3,106) | (1,517) | (4,623) |
| Finance Income due to Unwinding of security deposit | 1 | 1 | 2 |
| Dividend Paid | - | 146 | (146) |
| NET CASH USED IN FINANCING ACTIVITIES (TOTAL C) | 3,698 | (2,647) | 1,051 |
| NET INCREASE/(DECREASE) OF CASH & CASH EQUIVALENTS (A+B+C) | 231 | 111 | 342 |

NET WORKING CAPITAL DAYS – QUARTERLY




NET DEBT TO EQUITY RATIO – QUARTERLY (WORKING CAPITAL & EQUIPMENT DEBT)



| ₹ Mn | Dec'18 | Mar'19 | June'19 | Sep'19 | Dec'19 | Mar'20 | June'20 | Sep'20 | Dec'20 | Mar'21 | Jun'21 | Sep'21 | Dec'21 |
|----------|--------|--------|---------|--------|--------|--------|---------|--------|--------|--------|--------|--------|--------|
| Net Debt | 34,749 | 33,876 | 33,432 | 31,796 | 30,481 | 29,343 | 33,586 | 33,335 | 33,915 | 30,988 | 33,869 | 32,553 | 31,457 |
| Equity | 29,848 | 32,044 | 33,214 | 33,626 | 34,898 | 36,060 | 36,431 | 36,869 | 37,842 | 39,172 | 44,430 | 44,306 | 43,210 |


CONSOLIDATED FINANCIAL HIGHLIGHTS



(₹ mn)

| Particulars (₹ mn) | Q3FY22 | Q2FY22 | Q3FY21 | 9MFY22 | 9MFY21 |
|--|----------------|----------------|---------------|----------------|---------------|
| Revenue from Operations | 22,455 | 22,190 | 27,462 | 69,027 | 70,328 |
| Other income | 134 | 47 | 127 | 332 | 342 |
| Total Income | 22,589 | 22,236 | 27,589 | 69,359 | 70,670 |
| Expenses | | | | | |
| Cost of materials consumed | 20,472 | 20,565 | 20,016 | 59,709 | 51,357 |
| Changes in inventories of finished goods, Stock-in -Trade and work-in-progress | 531 | (90) | (45) | 372 | 259 |
| Employee benefits expense | 576 | 638 | 535 | 1,738 | 1,533 |
| Finance costs | 2,724 | 2,111 | 3,239 | 8,006 | 9,210 |
| Depreciation and amortization expense | 1,003 | 935 | 1,111 | 3,015 | 3,439 |
| Other expenses | 423 | 552 | 652 | 1,669 | 1,739 |
| Total expenses | 25,729 | 24,711 | 25,507 | 74,508 | 67,536 |
| Profit/(loss)before exceptional items and tax | (3,140) | (2,475) | 2,082 | (5,149) | 3,134 |
| Exceptional items | 1,376 | (2,023) | (26) | (578) | 207 |
| Profit Before Tax | (1,763) | (4,497) | 2,056 | (5,727) | 3,341 |
| Tax expenses | (794) | (83) | 237 | (641) | 845 |
| Share of Profit / (Loss) of associates | - | (31) | 3 | - | 8 |
| Profit After Tax | (969) | (4,446) | 1,822 | (5,086) | 2,503 |

DIVESTMENT



The Company has 13 HAM Assets which are either committed or at an advance stage of Monetisation

Cube Deal

Expected Divestment
Consideration

from 3 HAM Projects

~ Rs. 4,296 Mn
at

1.42x Valuation



Flipping to Shrem InvIT

Expected Divestment
Consideration

from 10 HAM Projects

~ Rs. 23,490 Mn (6,165
Mn in cash & 17,325 Mn in
InvIT Units)

at

1.56x Valuation


(₹ mn)

| Particulars | Requirement | Actual Invested Till Dec-21 | Q4 21-22 Projected | FY 22-23 Projected | FY 23-24 Projected |
|---|---------------|-----------------------------|--------------------|--------------------|--------------------|
| Investment in 23 HAM Projects | 29,366 | 18,853 | 4,533 | 2,718 | 3,262 |
| Investment for Siarmal Coal Project # | 4,983* | - | 71 | 1,771 | 697 |
| Investment for Pachhwara Coal Project # | 872 | - | - | 686 | 186 |
| Total Equity Commitment | 35,221 | 18,853 | 4,604 | 5,175 | 4,145 |

Subject to Financial Closure

** Remaining Investment would be Rs.2,444 Mn for FY 2025-2029 in phased manner*

KEY PROJECTS UPDATE



| Sr. No | Project Name | Payment Milestone (Grant) Achieved | Appointed Date | % of work done as on 31.01.2022 |
|--------|--|------------------------------------|----------------|---------------------------------|
| 1 | DBL Byrapura Challakere Highways Pvt Ltd | PCDO achieved on 15.12.2020 | 31.12.2018 | 100.00 |
| 2 | DBL Borgaon Watambare Highways Pvt. Ltd. | PCOD achieved on 24.09.2021 | 22.04.2019 | 98.20 |
| 3 | DBL Gorhar Khairatunda Highways Pvt. Ltd. | PCOD achieved on 16.10.2021 | 19.07.2019 | 98.34 |
| 4 | DBL Anandpuram Anakapalli Highways Pvt. Ltd. | PCOD achieved on 08.11.2021 | 04.01.2019 | 88.73 |
| 5 | DBL Mangalwedha Solapur Highways Pvt. Ltd. | PCOD achieved on 14.12.2021 | 23.05.2019 | 98.80 |
| 6 | DBL Mangloor Highways Pvt. Ltd. | PCOD achieved on 15.12.2021 | 12.04.2019 | 98.66 |
| 7 | DBL Chandikhole Bhadrak Highways Pvt. Ltd. | 3rd PM, 50% Physical Progress | 16.12.2018 | 73.24 |
| 8 | DBL Rewa Sidhi Highways Pvt. Ltd. | 4th PM, 75% Physical Progress | 14.12.2018 | 89.99 |
| 9 | DBL Bangalore Nidagatta Highways Pvt. Ltd. | 4th PM, 75% Physical Progress | 14.05.2019 | 89.89 |
| 10 | DBL Sangli Borgaon Highways Pvt. Ltd. | 4th PM, 75% Physical Progress | 23.05.2019 | 80.14 |
| 11 | DBL Bellary Byrapura Highways Pvt. Ltd | 5th PM, 90% Physical Progress | 24.10.2019 | 94.52 |
| 12 | DBL Nidagatta Mysore Highways Pvt.Ltd | 4th PM, 75% Physical Progress | 10.12.2019 | 83.57 |

| Sr. No | Project Name | Payment Milestone (Grant) Achieved | Appointed Date | % of work done as on 31.01.2022 |
|--------|--|------------------------------------|----------------|---------------------------------|
| 13 | Pathrapali Kathghora Highways Private Limited | 2nd PM, 30% Physical Progress | 04.12.2020 | 40.25 |
| 14 | Dodaballapur- Hoskote Highways Private Limited | 2nd PM, 30% Physical Progress | 22.02.2021 | 41.83 |
| 15 | Repallewada Highways Private Limited | 2nd PM, 30% Physical Progress | 01.03.2021 | 36.26 |
| 16 | Narenpur Purnea Highways Private Limited | 1st PM, 10% Physical Progress | 18.03.2021 | 22.76 |
| 17 | Dhrol Bhadra Highways Private Limited | 1st PM, 10% Physical Progress | 28.10.2021 | 9.87 |
| 18 | Bangalore Malur Highways Private Limited | 1st PM, 5% Physical Progress | 15.09-2021 | 6.87 |
| 19 | Malur Bangarpet Highways Private Limited | 1st PM, 5% Physical Progress | 20.09.2021 | 6.83 |
| 20 | DBL Viluppuram Highways Private Limited | - | 30.11.2021 | 4.04 |
| 21 | DBL Poondiyankuppam Highways Private Limited | - | 15.11.2021 | 2.63 |
| 22 | Sannur Bikarnakette Highways Private Limited | - | March 2022 (E) | - |
| 23 | Bangalore Chennai Expressway Phase 2 Package 3 | - | March 2022 (E) | - |

E=Expected

KEY OUTSTANDING ROAD EPC PROJECTS

(₹ mn)

| Project name | Type | Contract Value | Outstanding Order Book as on 31.12.2021 | Length (Kms) | LOA Date | Date of Start | Schedule Date of Completion with EOT |
|---|------|----------------|---|--------------|----------|---------------|--------------------------------------|
| Nagpur Mumbai Super Communication Expressway (Package 12) | Road | 16,980 | 2,399 | 45.65 | Aug-18 | Jan-19 | Apr-22 |
| Varanasi to Dagmaipur (Package 1) | Road | 5,987 | 1,500 | 34.00 | Feb-18 | Aug-19 | May-22 |
| Bundelkhand Expressway Project, Package-VI | Road | 13,621 | 5,171 | 45.28 | Aug-18 | Jan-20 | Jan-23 |
| Gorakhpur Link Expressway Project, Package-II | Road | 12,500 | 8,595 | 43.04 | Nov-19 | June-20 | Dec-23 |

Airport

(₹ mn)

| Project name | Type | Contract Value | Outstanding Order Book as on 31.12.2021 | LOA Date | Date of Start | Schedule date of Completion |
|---|---------|----------------|---|----------|---------------|-----------------------------|
| Construction of New Greenfield Airport at Hirasar, Rajkot | Airport | 5,701 | 2,097 | Feb-20 | Feb-20 | Aug-22 |

Mining

| Project name | Type | Contract Value | Outstanding Order Book as on 31.12.2021 | LOA Date | Date of Start | Schedule date of Completion |
|--|--------|----------------|---|----------|---------------|-----------------------------|
| Pachhwara Central Coal Block – PSPCL | Mining | 5,847 | 5,847 | Aug-18 | Sep-21 | Sep-26 |
| Samaleswari OCP of MCL | Mining | 8,478 | 7,339 | Dec-18 | Jan-19 | Mar-26 |
| Overburden Removal – Nigahi OCP of NCL | Mining | 17,989 | 10,099 | Dec-19 | Jan-20 | Jun-24 |
| Development and Operation of Siarmal Open Cast Project (MDO) | Mining | 12,481 | 12,481 | Mar-21 | June-21 | Jun-47 |
| Amadand OCP of SECL | Mining | 22,737 | 22,737 | Dec-21 | Awaited | Awaited |

Irrigation

| Project name | Type | Contract Value | Outstanding Order Book as on 31.12.2021 | LOA Date | Date of Start | Schedule date of Completion |
|-------------------------------------|------------|----------------|---|----------|---------------|-----------------------------|
| Navnera Barrage | Irrigation | 5,366 | 2,847 | Oct-18 | Oct-18 | Oct-23 |
| Construction of Kharkai Dam at Icha | Irrigation | 8,664 | 8,664 | Aug-19 | Aug-19 | Aug-22 |
| Bhadbhut Barrage | Irrigation | 37,212 | 33,155 | July-20 | Oct-20 | Oct-24 |

Special Bridge

(₹ mn)

| Project name | Type | Contract Value | Outstanding Order Book as on 31.12.2021 | LOA Date | Date of Start | Schedule date of Completion |
|---|----------------|----------------|---|----------|---------------|-----------------------------|
| Zuari Bridge -(Package II) | Special Bridge | 5,454 | 506 | Feb-16 | April-16 | Sep-22 |
| Zuari Bridge -(Package I) | Special Bridge | 4,401 | 259 | April-16 | June-16 | Mar-22 |
| Zuari Bridge -(Package III) | Special Bridge | 4,176 | 95 | April-16 | June-16 | Mar-22 |
| Extra-dosed bridge across Sharavathi backwaters | Special Bridge | 3,215 | 1,823 | Jul-19 | Dec-19 | May-23 |
| Sahibganj Bypass including Ganga Bridge and Manihari Bypass | Special Bridge | 16,965 | 11,599 | Jul-20 | Nov-20 | Oct-24 |


Metro

| Project name | Type | Contract Value | Outstanding Order Book as on 31.12.2021 | LOA Date | Date of Start | Schedule date of Completion |
|--------------|-------|----------------|---|----------|---------------|-----------------------------|
| Bhopal Metro | Metro | 2,206 | 814 | Oct-18 | Nov-18 | Dec-22 |
| Indore Metro | Metro | 2,044 | 1,814 | Oct-18 | Dec-18 | Aug-23 |

Tunnel

| Project name | Type | Contract Value | Outstanding Order Book as on 31.12.2021 | LOA Date | Date of Start | Schedule date of Completion |
|---|--------|----------------|---|----------|---------------|-----------------------------|
| Rishikesh to Karanprayag (Package 9) | Tunnel | 11,919 | 10,246 | Aug-20 | Sep-20 | Nov-24 |
| Delhi - Vadodara Greenfield Expressway (Pkg - 15) | Tunnel | 8,929 | 8,036 | Dec-20 | July-21 | Jan-24 |
| Tunnels T14, T15 and T16 in Bilaspur | Tunnel | 5,687 | 5,687 | Feb-22 | Awaited | Awaited |

COMPANY OVERVIEW





Pan India presence
**19 states &
1 Union Territory**



Largest owner of
construction
equipments **11,228**



No subcontracting,
vertically integrated
and use of technology



Best project executors
**~90% projects
before time**



Largest employer in
construction industry
31,340 employees



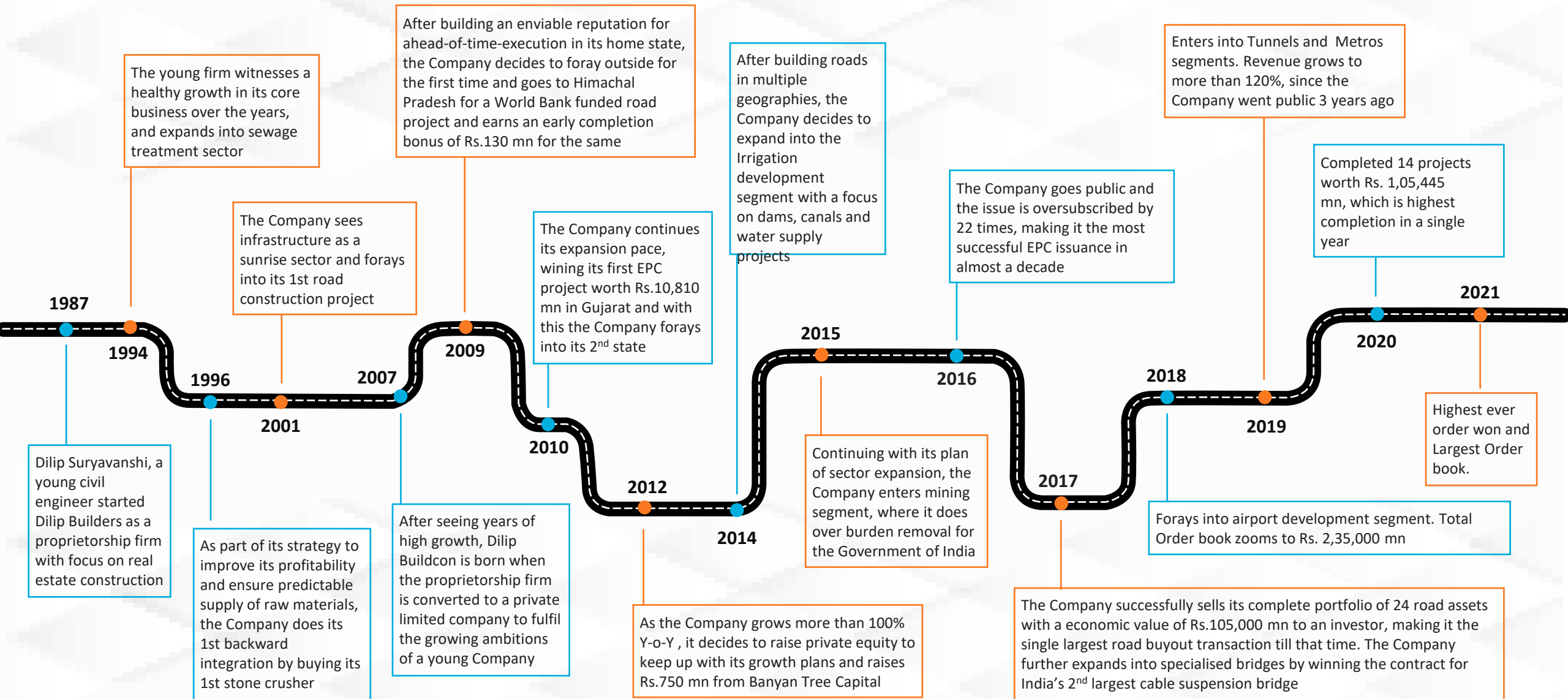
Diversified areas of expertise
**Roads, special bridges, tunnels,
metros, airports, irrigation &
mining**



Early completion bonus
FY 2012 to 2021
₹ 5,655 mn



Revenue growth
5 years **CAGR of 18%**








PAN INDIA PROJECT EXECUTION CAPABILITY

(₹ mn)



| State | Completed | Ongoing Gross | Ongoing Net |
|--------------------------|-----------------|-----------------|-----------------|
| Andhra Pradesh | 42,795 | 7,555 | 7,555 |
| Bihar | - | 12,699 | 9,035 |
| Chhattisgarh | 7,038 | 8,127 | 2,857 |
| Goa | 1,250 | 14,031 | 860 |
| Gujarat | 9,589 | 48,894 | 40,212 |
| Haryana | 4,637 | - | - |
| Himachal Pradesh | 1,187 | 5,687 | 5,687 |
| Jharkhand | 16,128 | 31,476 | 26,110 |
| Karnataka | 19,606 | 79,256 | 31,848 |
| Maharashtra | 70,548 | 24,170 | 3,388 |
| Madhya Pradesh | 1,23,235 | 51,030 | 35,923 |
| Odisha | - | 30,916 | 22,007 |
| Punjab | 12,555 | - | - |
| Rajasthan | 9,433 | 14,296 | 10,883 |
| Telangana | 21,351 | 7,275 | 4,282 |
| Tamilnadu | 2,520 | - | - |
| Tamilnadu and Puducherry | - | 16,133 | 14,866 |
| Uttar Pradesh | 44,075 | 32,107 | 15,267 |
| West Bengal | 6,131 | - | - |
| Uttarakhand | - | 11,919 | 10,246 |
| Total | 3,92,077 | 3,95,571 | 2,41,025 |

To further support our in-house execution, we have setup our own manufacturing units, which make the highest quality road furniture/ material needed for our business. It helps us control costs and timelines.





Mr. Dilip Suryavanshi
Chairman and MD

Dilip Suryavanshi is the Chairman and Managing Director of our Company. He holds a bachelors degree in civil engineering from the University of Jabalpur. He has over 36 years of experience in the business of construction. He is currently the President of the Madhya Pradesh Builders Association. As the Managing Director of our Company, he liaises with various departments of the government and also overlooks processes including tendering, bidding and planning the projects.



Mr. Devendra Jain
Executive Director & CEO

Devendra Jain is an Executive Director and Chief Executive Officer of our Company. He holds a bachelors degree in civil engineering from Vikram University, Ujjain. He has over 21 years of experience in the business of construction. He looks after project implementation along with the quality of work and ensures timely completion of the projects undertaken by our Company.



Bharat Singh
President

Bharat Singh joined Dilip Builders in 1988, prior to which he had a sole proprietorship concern. He has 36 years work of experience in the field of construction. At DBL he is responsible for administration and management of finance and accounts.



Rohan Suryavanshi
Head – Strategy and Planning

Rohan Suryavanshi joined DBL in 2007. He holds a BA (Hons) in Commerce from the University of Pune and an MBA (Finance and Management) from The Wharton School, University of Pennsylvania. At DBL he is responsible for business strategy, financial planning, business process streamlining, and investor management.



Karan Suryavanshi
Head – Business Development

Karan Suryavanshi joined DBL in 2010. He holds a bachelor's degree in business administration from Symbiosis Centre for Management Studies. At DBL, he is responsible for planning, liaising with the government, sales, marketing, business development, and management functions.

AWARDS, ACCREDITATION & ACCOLADES



Best Place to Work in India by Ambition Box



National Highway Excellence Award 2020 for Excellence in Project Management (PPP)



Dun & Bradstreet Construction-Infrastructure Development Awards 2019 (Roads & Highways)



Construction World Global Award 2019 3rd Fastest Growing Construction Company (Large Category)



National Highway Excellence Award 2019 for Excellence in Project Management (PPP)



CNBC Awaaz CEO awards 2019 for "Company of the Year" in the Infrastructure segment.



1000 CAT Equipment Award for Enduring Partnership as India's Single largest Customer of Caterpillar 2018



Fastest Growing Construction Company (Large Category) by Construction World in 2018



National Highways Awards for Excellence, 2018 in Construction Management (PPP)



Dun & Bradstreet award for Construction Infrastructure Development 2019



Construction Week Winner Roads & Highways Project of the Year 4 Laning of Vijaywad Machhlipatnam



Fastest Growing Construction Company (Large Category) by Construction World in 2016



Single Largest Customer of BKT OTR Tires in India in 2015



Single Largest Customer of Caterpillar Global Construction & Infrastructure in 2014



Most Valued Customer by HPCL in 2016



Largest Fleet Owner of Pneumatic Drills in India by Atlas Copco



Best Institution Account in India by CEAT Ltd. in H1 2015-2016

AWARDS, ACCREDITATION & ACCOLADES



DILIP BUILDCON LIMITED
INFRASTRUCTURE & BEYOND



Largest Fleet Owner of EC210B Hydraulic Excavators in India by Volvo in 2015



Valued Customer of Bitumen by BPCL in 2015



Single Largest Customer of Caterpillar GCI in India in 2014



Star Achiever by GK TMT in 2014



Road Contractor of the Year by Construction Week in 2016



Over 200 Great Alliances by Metso Minerals



Purchase of Volvo Trucks and Construction Equipment in 2016



Commitment for Products and Services by Ashok Leyland



LEED Certification by Indian Green Building Council in 2014



Delivery of 150 FMX440 8x4 I-Shift Mining Tipper by Volvo in 2017




Award for Outstanding Contribution in Roads & Highways from 8th EPC World in 2018



100th EC 210 Crawler Excavator by Volvo



Infrastructure Person of the Year (Runner-up) by Construction Week in 2016



The Luminary for Dilip Suryavanshi by Dainik Bhaskar




Highest Upliftment of Bitumen by Indian Oil in 2013




DILIP BUILDCON LIMITED
INFRASTRUCTURE & BEYOND

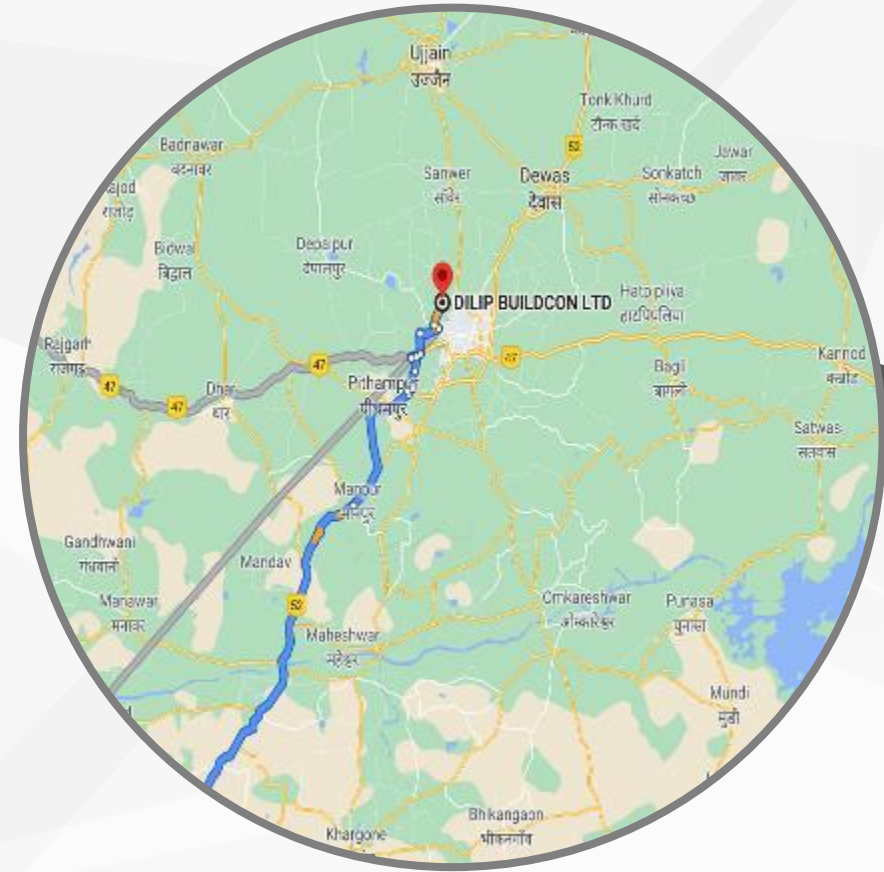
Dilip Buildcon Limited

Plot No. 5, Inside Govind Narayan Singh Gate, Chuna Bhatti,
Kolar Road, Bhopal, Madhya Pradesh - 462 016

 0755 - 4029999 / 0755 - 4029998

 db@dilipbuildcon.co.in

 L45201MP2006PLC018689




S-ANCIAL  **EXCHANGE
Connect**

S-Ancial Technologies Pvt. Ltd. (Investor Relations)

215, Shivshakti Industrial Estate, J. R. Boricha Marg, Lower
Parel (E), Mumbai 400011

Contact: Nikunj Jain | Bhavya Shah

 +91 – 97690 60608 | +91 – 80827 48577

 nikunj.jain@s-ancial.com | bhavya@s-ancial.com

Thank You