

May 14, 2021

BSE Limited Phiroze Jeejeebhoy Towers, Dalal Street, Fort, Mumbai - 400 001	National Stock Exchange of India Limited Exchange Plaza, Bandra Kurla Complex, Bandra (East), Mumbai - 400 051
Company Code No.: 543268	Company Symbol: DRCSYSTEMS

Dear Sir / Madam,

Sub: Investors Presentation

In compliance with SEBI (Listing Obligations and Disclosure Requirements) Regulations, 2015, we are pleased to enclose herewith Investors Presentation for the quarter and year ended on March 31, 2021.


The same has been displayed on the website of the Company.


Request to kindly take the same on your records please.

Thanking you,

Yours faithfully,

For DRC Systems India Limited


Jainam Shah
Company Secretary



Encl.: As above



A Successful Financial Year 20-21

DISCLAIMER

This presentation contains certain words and statements concerning DRC Systems India Limited ("the Company") and its prospects, and other statements relating to the Company's expected financial position, business strategy, the future development of the Company's operations and the general economy in India & global markets, are forward looking statements. Such statements involve known and unknown risks, uncertainties and other factors, which may cause actual results, performance or achievements of the Company, or industry results, to differ materially from those expressed or implied by such forward-looking statements. Such forward-looking statements are based on numerous assumptions regarding the Company's present and future business strategies and the environment in which the Company will operate in the future. Actual results could differ materially for a variety of reasons, including fluctuations in foreign exchange rates, changes in global economic conditions and consumer spending, world events, the rate of growth of the Internet, the amount that DRC Systems invests in new business opportunities and the timing of those investments, the extent to which we owe taxes, competition, management of growth, potential fluctuations in operating results, international growth and expansion, the outcomes of legal proceedings and claims, risks of inventory management, seasonality, the degree to which the Company enters into, maintains, and develops commercial agreements, acquisitions and investment of strategic transactions and payments risks. The other important factors that could cause actual results, performance or achievements to differ materially from such forward-looking statements include, among others, changes in government policies or regulations of India and, in particular, changes relating to the administration of the Company's industry, and changes in general economic, business and credit conditions in India. The information contained in this presentation is only current as of its date and has not been independently verified. No express or implied representation or warranty is made as to, and no reliance should be placed on, the accuracy, fairness or completeness of the information presented or contained in this presentation. None of the Company or any of its affiliates, advisers or representatives accepts any liability whatsoever for any loss howsoever arising from any information presented or contained in this presentation. Please note that the past performance of the Company is not, and should not be considered as, indicative of future results. Furthermore, no person is authorized to give any information or make any representation which is not contained in, or is inconsistent with, this presentation. Any such extraneous or inconsistent information or representation, if given or made, should not be relied upon as having been authorized by or on behalf of the Company. The Company may alter, modify or otherwise change in any manner the contents of this presentation, without obligation to notify any person of such revision or changes. Persons should consult their own financial or tax adviser if in doubt about the treatment of the transaction for themselves.

Corporate Philosophy



DRC Systems has championed technological innovation since its inception in 2012. With competent teams of developers, project managers, and strategists, we help our clients overcome their business challenges with customized software development.

We are a software development organization and deliver state-of-the-art IT business solutions to our clients across the globe. We combine technical expertise and business acumen to deliver great results.

Our Values



Vision Mission

OUR VISION

To be the most sought-after enterprise service provider in the tech market and deliver solutions in the most critical business areas. Our mission is to be the best IT enterprise in the tech industry.

OUR MISSION

To consistently deliver cost-efficient and effective solutions through IT for the global market by creating a professional environment for our talent, stakeholders, and clients.

Services, Solutions, Capabilities

DISCOVERY

Our prolific business cum tech consultants schedule Discovery workshop to allocate and execute project in an efficient manner by assigning dedicated resources at reasonable rate.

DEVELOPMENT

We are into web & mobile app dev. We provide efficient CMS for websites and also provide e-commerce store and e-learning platforms. We develop customized projects from scratch to finish.

DESIGN

We provide powerful & interactive design through wireframes and detailed prototyping. Front end development by DRC is class apart.

INNOVATION

DRC offers Blockchain solutions, Big data storage and maintenance, Engineering services, internet of things powered solutions.

Services, Solutions, Capabilities

ASSURANCE

Security is a key aspect provided by DRC be it any platform. We provide manual, automatic and performance testing to solve even the tiniest of mistake.

INSIGHT

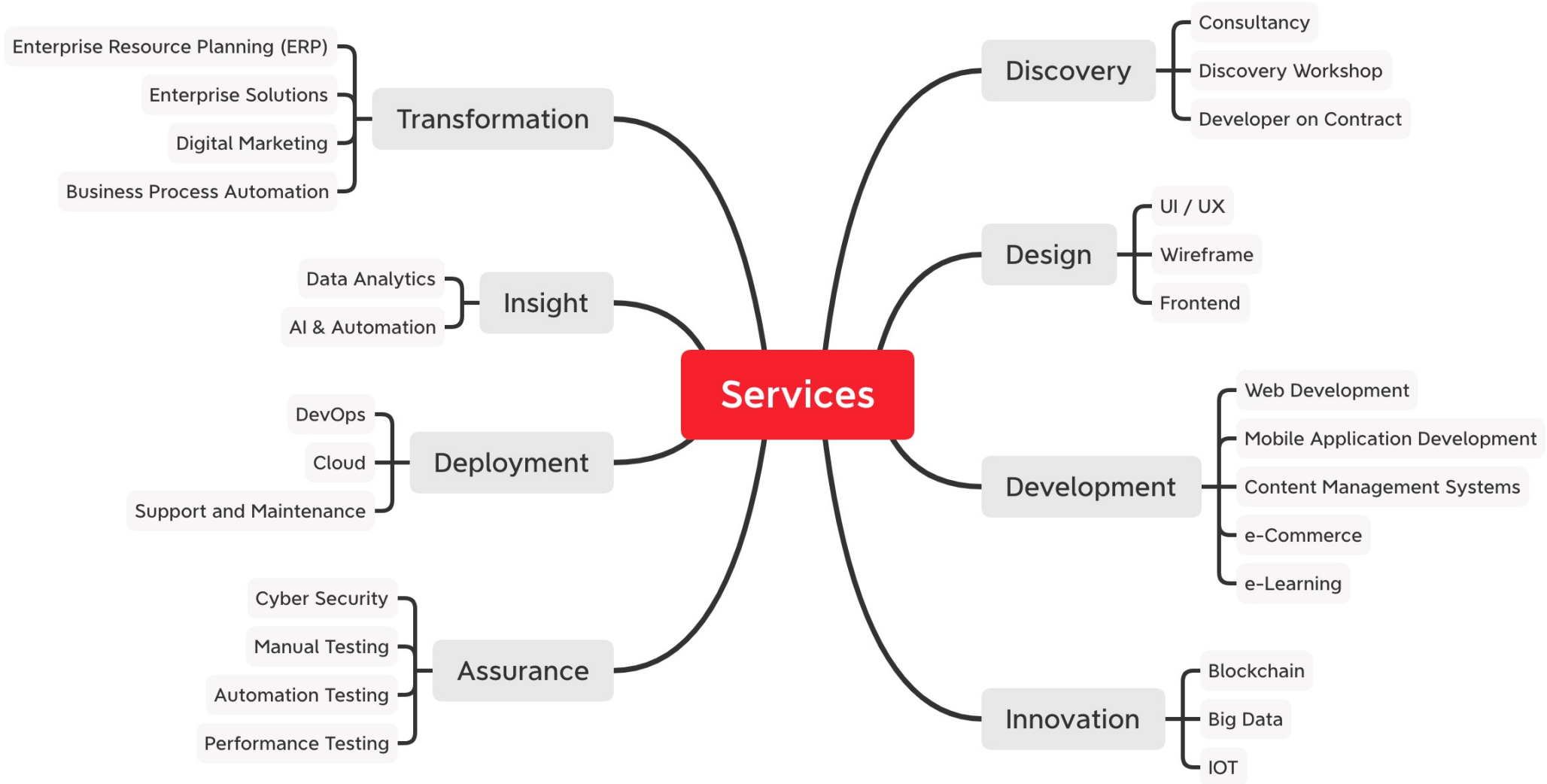
DRC provides devops & cloud services to fuel your business activities. We are salesforce provider and also offer IT support and maintenance for your bespoke needs.

DEPLOYMENT

DRC provides DevOps & cloud services to fuel your business activities. We are Salesforce provider and also offer IT support and maintenance for your bespoke needs.

TRANSFORMATION

We provide ERP solution from planning to maintenance. We provide CRM, CMS and help improve SEO by digital marketing to generate more leads for your venture. We streamline processes by robotics & automation



Tools & Technologies

Frontend Technologies: Angular, React, Ember, HTML5, Bootstrap, JQuery

Database Systems: MySQL, PostgreSQL, MariaDB, MS SQL, MongoDB, InfluxDB, Prometheus

Backend / Scripting: Java, Python, .Net, PHP, Ruby, Node

Frameworks: Spring, Struts, Django, Flask, .Net Core, Laravel, Yii, Rails, Express, Hadoop

Content Management Systems: WordPress, TYPO3, Drupal, Umbraco, Contao, Silverstripe

e-Commerce: Magento, Shopify, nopCommerce, WooCommerce, OpenCart, Prestashop, Oxid, Shopware

e-Learning: Open edX, Moodle and Custom platforms

Mobile Apps: Android, iOS

Cross-Platform Technologies: Ionic, Flutter, Electron

Stability and Growth During the Crisis

NEW
CUSTOMERS

RELEVANT
SERVICES

CUSTOMER
RETENTION

STRATEGIC
ACQUISITION

EMPLOYEE
MOTIVATION

OPTIMISED
PROCESSES

ALIGNED
LEADERSHIP

QUALITY OF
SERVICE

COST & EXPENSE
OPTIMISATION

New Dimensions

Acquisition of
Mugenesys
Software Pvt. Ltd.

Add new
Enterprise
accounts, explore
new areas of
interests and
technologies in
demand

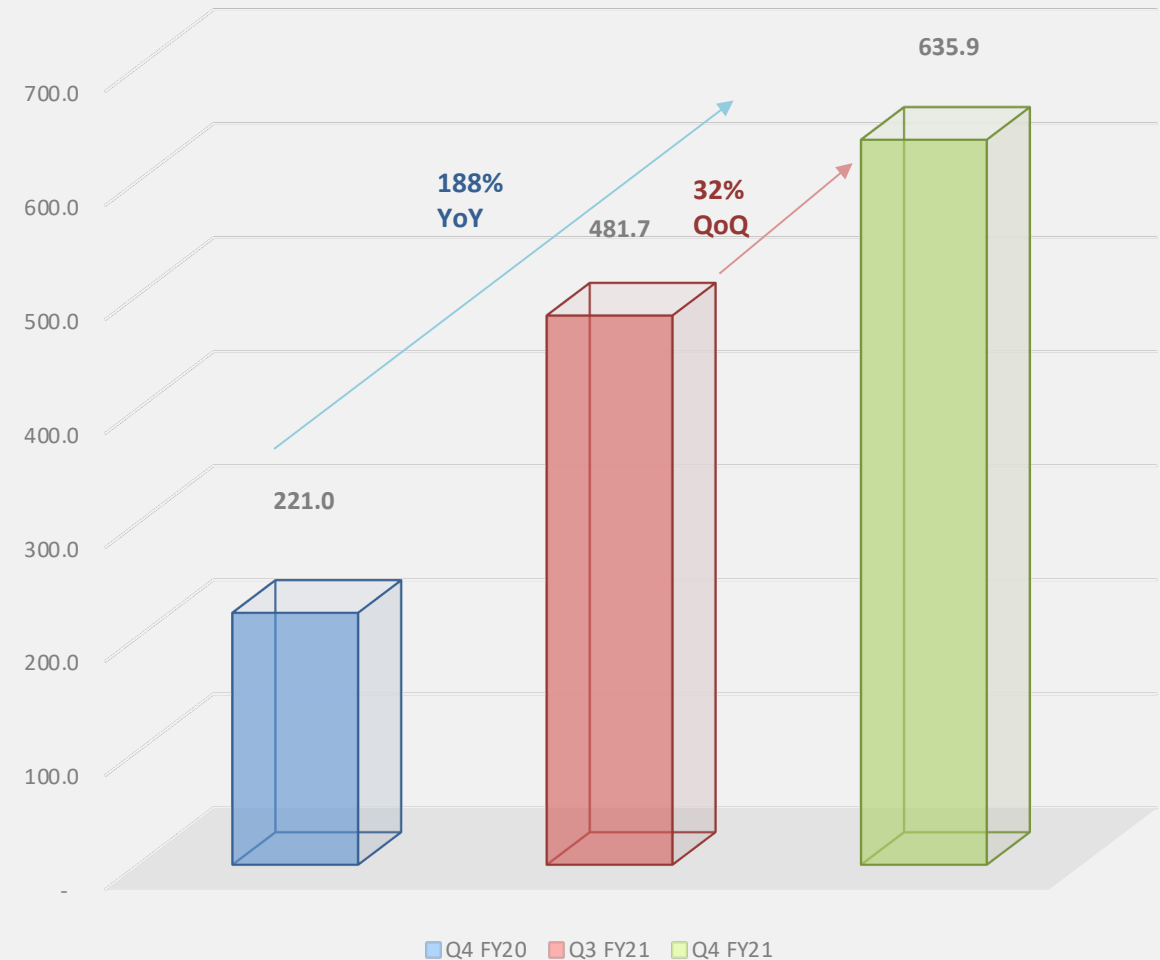
Adoption of
training, re-skilling,
DevOps and Agile
delivery to make
company future
ready

Expand and local
presence in Global
Markets

OPERATING REVENUE FOR THE QUARTER

Q4 FY 2020	Q3 FY 2021	Q4 FY 2021
221.0	481.7	635.9
*Amount in Lacs		

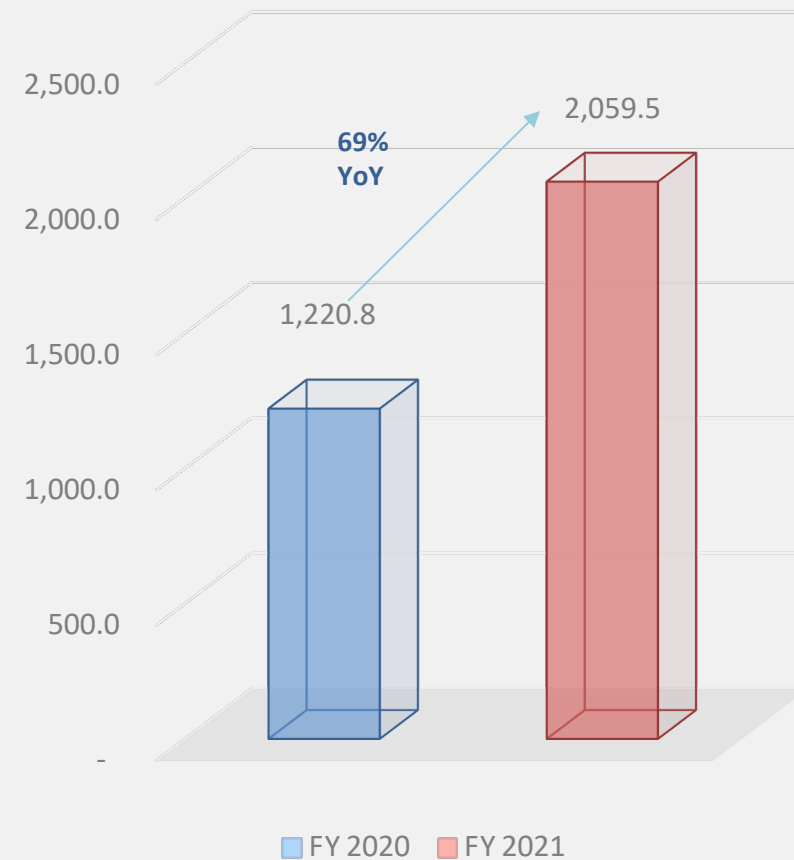
QoQ Change	32%	▲
YoY Change	188%	▲



OPERATING REVENUE FOR THE YEAR

FY 2020	FY 2021
1220.8	2059.5
*Amount in Lacs	

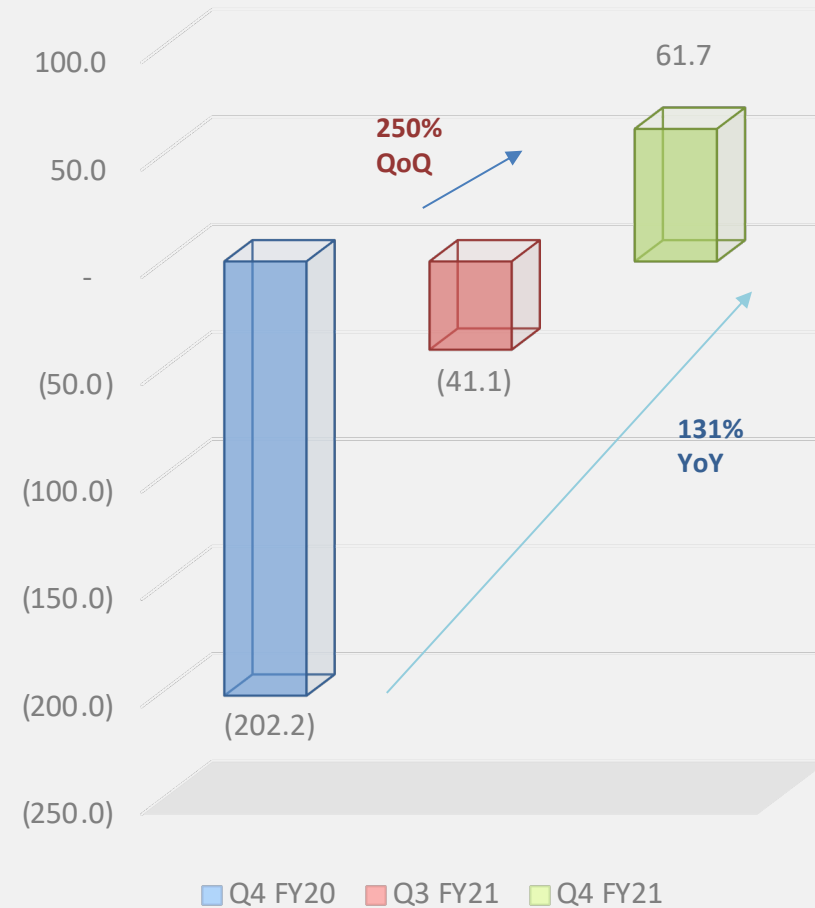
YoY Change	69%	▲
------------	-----	---



PROFIT AFTER TAX FOR THE QUARTER

Q4 FY 2020	Q3 FY 2021	Q4 FY 2021
-202.2	-41.1	61.7
*Amount in Lacs		

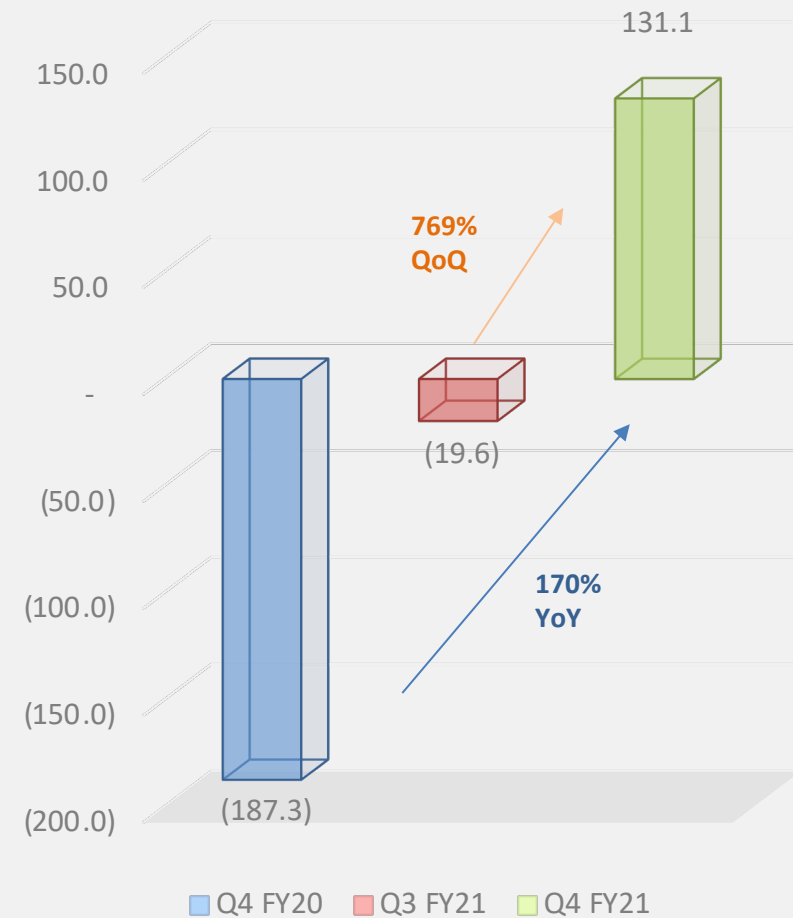
QoQ Change	250%	▲
YoY Change	131%	▲



EBIDTA FOR THE QUARTER

Q4 FY 2020	Q3 FY 2021	Q4 FY 2021
-187.3	-19.6	131.1
*Amount in Lacs		

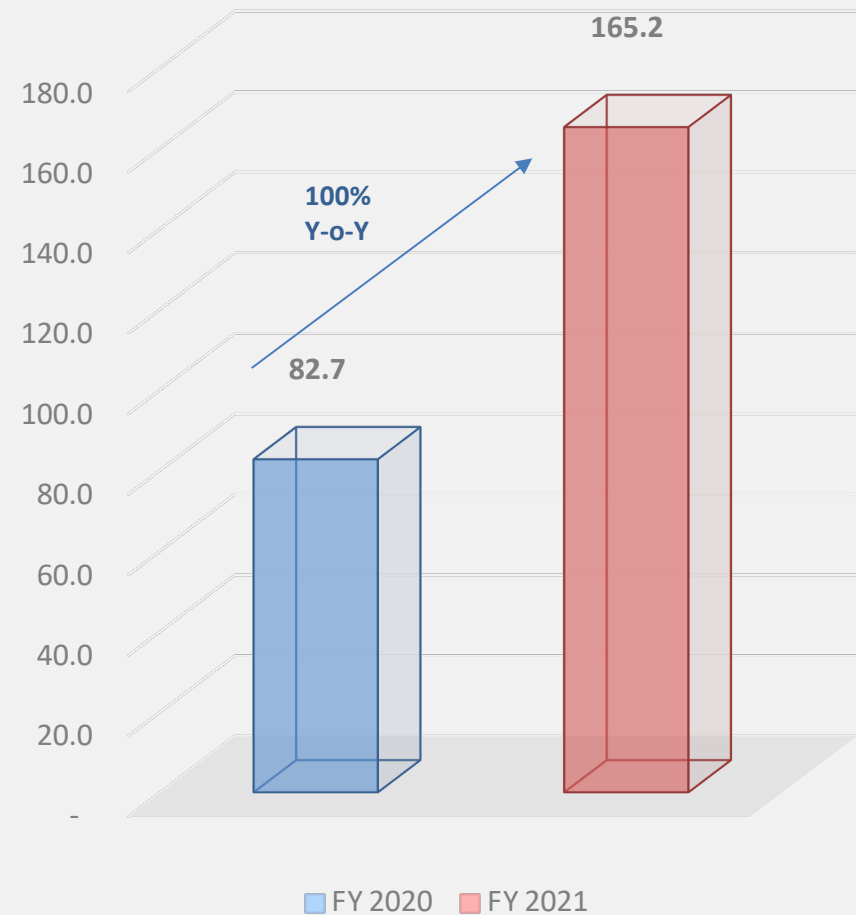
QoQ Change	769%	▲
YoY Change	170%	▲



EBIDTA FOR THE YEAR

FY 2020	FY 2021
82.7	165.2
*Amount in Lacs	

YoY Change	100%	▲
------------	------	---



Financial Highlights

- Positive Cash flow from Operating Activities at INR 83.1 Lacs.
- Highest ever Quarterly and Yearly EBITDA at INR 1.3 Cr and INR 1.65 Cr respectively.
- EBITDA Margin at 21% for the Q4 FY 2021
 - ▲ 124% YoY
 - ▲ 607% QoQ
- Improvement in Resource Utilization Levels
- Profit After Tax for Q4 FY 2021 was INR 62 Lacs
 - ▲ 131% YoY
 - ▲ 250% QoQ

SUMMARISED PROFIT AND LOSS STATEMENT

Revenue	Quarter Ended			Year Ended	
	March 31, 2021	December 31, 2020	March 31, 2020	March 31, 2021	March 31, 2020
Total income from operations	635.9	481.7	221.0	2,059.5	1,220.8
Other Income	1.6	0.1	17.5	12.3	75.9
Total Revenue	637.5	481.8	238.5	2,071.8	1,296.7
Expenses					
Employee benefits expense	223.3	215.8	201.5	819.8	845.4
Contracting Expenses	241.9	225.5	-	933.5	-
Finance costs	2.7	0.3	-	5.2	10.6
Depreciation and amortization	42.5	43.4	70.0	221.2	304.3
Other expenses	41.2	60.1	224.3	153.3	368.6
Total Expenses	551.6	545.1	495.8	2,133.0	1,528.9
Profit Before Tax	85.90	(63.3)	(257.3)	(61.2)	(232.2)
Tax expenses/ (credit)	24.20	(22.2)	(55.1)	(13.3)	(49.4)
Profit After Tax	61.70	(41.10)	(202.20)	(47.90)	(182.80)
EBITDA	131.1	(19.6)	(187.3)	165.2	82.7
Other Comprehensive Income, Net of Tax	7.3		5.2	7.3	5.2
Total Comprehensive Income for the Period (after tax)	69.00	(41.10)	(197.0)	(40.60)	(177.6)
EPS	1.60	(1.06)	(10.92)	(1.24)	(9.87)

(Rupees in lakhs, except per share data and if otherwise stated)

Conclusion

**SUCCESSFUL
FINANCIAL YEAR
20-21**

**STABILITY AND
GROWTH DURING
THIS CRISIS**

**FOCUS ON NEW
BUSINESS AND
EFFICIENCY**

**THANK YOU TO ALL
OUR
SHAREHOLDERS**

