

WCL/SEC/2023

May 30, 2023

To,

BSE Ltd. Department of Listing, P. J. Towers, Dalal Street, Mumbai – 400 001. (Scrip Code: Equity - 532144), (NCD- 960468, 960491 & 973309)	National Stock Exchange of India Ltd. Exchange Plaza, Bandra-Kurla Complex, Bandra (E), Mumbai – 400 051. (Symbol: WELCORP, Series EQ)
---	---

Dear Sirs/ Madam,

Sub: Business Update and Investors' Presentation

Further to our letter dated May 30, 2023, with respect to Audited Financial Results for the quarter and financial year ended March 31, 2023, please find enclosed the Business Update and Investors' Presentation which is being released to the media.

Thanking you.

Yours faithfully,
For Welspun Corp Limited

Pradeep Joshi
Company Secretary
FCS-4959

Encl.: as above

Welspun Corp Limited

Welspun House, 5th Floor, Kamala City, Senapati Bapat Marg, Lower Parel (West), Mumbai 400 013, India.

T : +91 22 6613 6000 / 2490 8000 F : +91 22 2490 8020

E-mail : companysecretary_wcl@welspun.com Website : www.welspuncorp.com

Registered Address: Welspun City, Village Versamedi, Taluka Anjar, District Kutch, Gujarat 370 110, India.

T : +91 2836 662222 F : +91 2836 279060

Corporate Identity Number: L27100GJ1995PLC025609

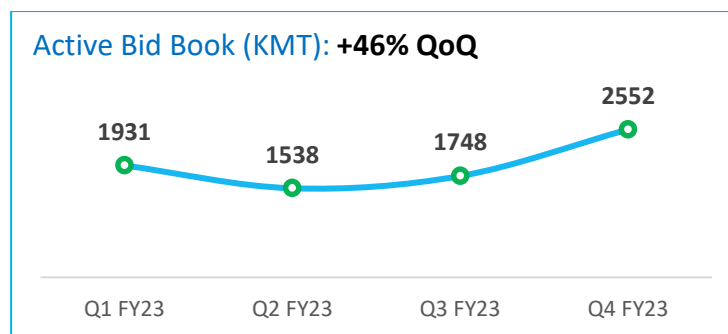
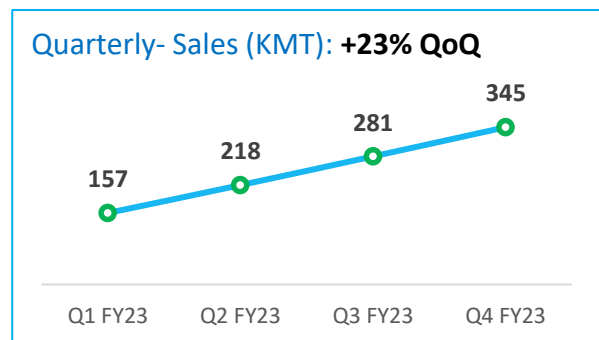
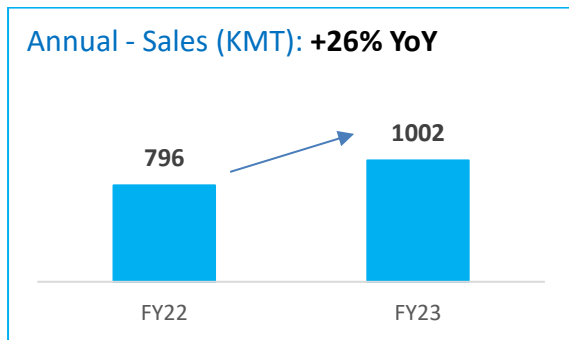
Robust Operating Performance

May 30, 2023, Mumbai: Welspun Corp Ltd. (WCL), a flagship Company of the Welspun Group, announced its consolidated financial results for the quarter and year ended March 31, 2023.

- **Achieved > 1 Million MT of Global Line Pipe Sales in FY23, 8th time in last 10 years. Stable and consistent business**
- **Revenue from Operations at Rs. 9,758 crores for FY23, growth of 50% yoy**
- **EBITDA for the quarter at Rs. 483 crores and for FY23 at Rs. 805 crores**
- **Completed acquisition of the Plastic Products business of Sintex BAPL & Specified Assets of ABG Shipyard**
- **Ranked in the Top 7% in the Steel Industry on DJSI’s Corporate Sustainability Assessment**
- **Strong pending Order Book for Line Pipes of 1.1 Million MT valued at Rs. 14,600 crores**

Note: Sales Volume & Order Book includes our Saudi operations

(A) Line Pipes



- The overall environment for Oil & Gas capex is favourable across the world
- Saudi Arabia and other OPEC+ oil producers announced production cuts
- World oil demand is set to grow by 2 million bpd to a record 101.9 million bpd in 2023
- Oil prices are range bound (\$70 - \$90 per barrel). Gas prices have softened but demand stays strong

A.1) Key Drivers - India

- Target to increase natural gas consumption from 6% to 15% in our energy mix by 2030
- Gas pipeline network expected to reach 35,000 kms from 22,000 kms in the next 4-5 years
- Oil demand expected to rise from 4.7 million barrels per day (bpd) in 2021 to 7.4 million bpd by 2040
- Refining capacity of around 250 MTPA to increase to around 450 MTPA over the next few years
- Energy scenario across the globe changing due to geopolitics resulting in strong export demand

Outlook

In the export market, we are in active discussions for several orders across the world. We recently announced the award of an order for export of LSAW Pipes and Bends to the Middle East for approximately 83,000 MT. Pipes supplied will be used for offshore production and transport of gas, which will accelerate and enhance LNG export infrastructure in one of the largest LNG producing and exporting country in the World.

There has been a revival in the Water sector driven by strong pent-up demand, after subdued growth over the past three years. Our wide geographical presence with plants in West, Central and Southern India along with a strong supply chain is optimally enabling us to cater to this demand.

A.2) Key Drivers - USA

- Record liquefied natural gas (LNG) exports from the United States
- Rising global demand for natural gas is a growth opportunity for US
- Higher oil production in the Permian Basin, spurring increases in associated gas production.

Outlook

Our HSAW plant in the US is fully booked till December 2023. The current business environment is favourable for us and we are in active discussions to book new orders beyond 2023.

A.3) Key Drivers - Saudi Arabia

- Highest annual growth rate among the world's 20 biggest economies in 2022
- Expanding its "maximum sustainable" oil production capacity to 13 million bpd by 2027
- Saudi Aramco's capital expenditure will continue to increase through the decade

- Aims to achieve a 50% growth in its gas production by 2030
- Desalinated Water Transportation capacity being significantly increased

Outlook

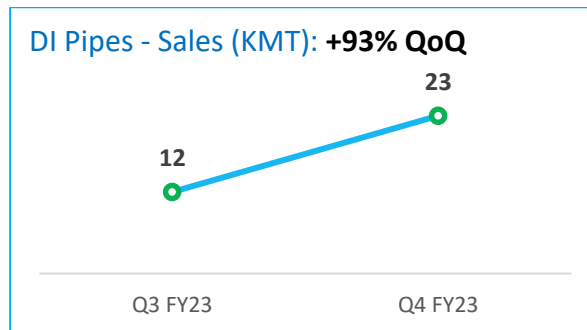
We are seeing a resurgence in the Oil and Gas sector and continued robust demand in the Water sector.

Recently, our associate company, EPIC has signed a contract with Saudi Aramco for the supply of large diameter Steel Pipes at a total value of SAR 1.8 Billion (approx. INR 4,000 crores).

This is one of the single largest order for EPIC from Saudi Aramco and represents the major share of the first package of the Master Gas - Phase 3 project. With this order our plant is fully booked for next 1 year.

We are also seeing a robust demand in the Water sector with multiple lines to carry desalinated water to be awarded shortly out of which we are poised to win some more orders in due course of time.

(B) DI Pipes



- Steady ramp-up in Hot Metal production. Almost achieving our targeted production levels.
- All ancillary facilities viz. Sinter, Coke Oven, PCI and Oxygen plant have also reached targeted production levels and aptly supporting the Hot Metal production.
- Steady ramp up in volumes across full production range on expected lines in DI Pipes
- Quality and timely deliveries well accepted and appreciated by customers

Key Drivers

- Strong traction in Jal Jeevan Mission
- The objective being to bring tap water to every household, both rural and urban.
- Significant allocation of Rs. 69,684 crore in the Union Budget 2023

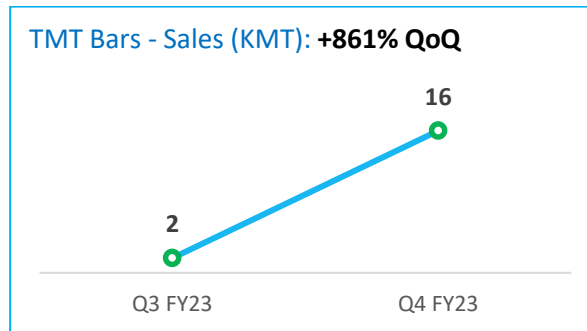
Outlook

We have already received all necessary approvals and accreditations in the states of Gujarat, Rajasthan, Maharashtra, Madhya Pradesh, Chhattisgarh, Uttar Pradesh and Punjab, which being our top priority areas.

We are seeing a consistent demand from all the above states and have already supplied pipes in most of these states.

We have a strong order backlog of ~ 138 KMT valued at ~ Rs. 1091 crore and are targeting sales of 175 – 200 KMT for FY24.

(C) TMT Bars



- Dispatches of TMT bars ramping up
- Key target market - Gujarat with estimated annual demand of 3 million MT per annum
- Healthy demand in Kutch which will be a priority market for us due to our strong presence

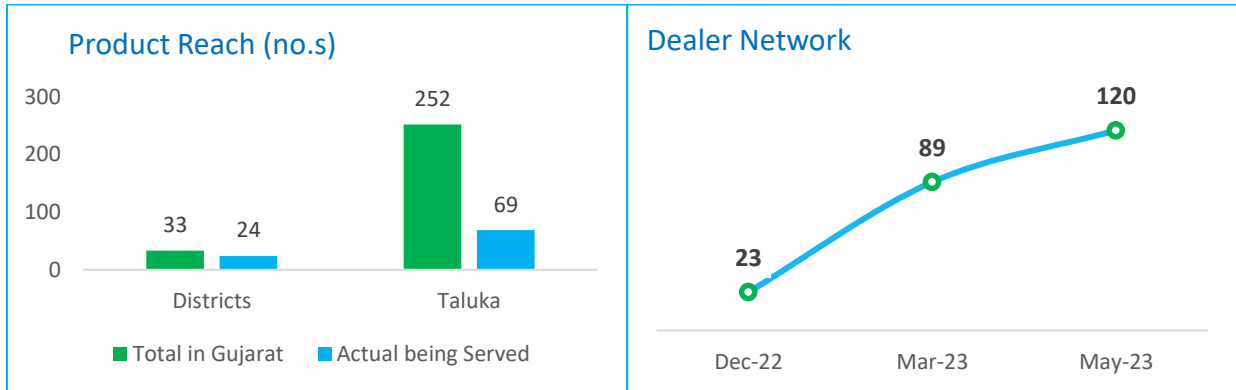
Outlook

We intend to be a strong player in the B2C segment and our brand “Welspun Shield” has been extremely well accepted in the Gujarat market.

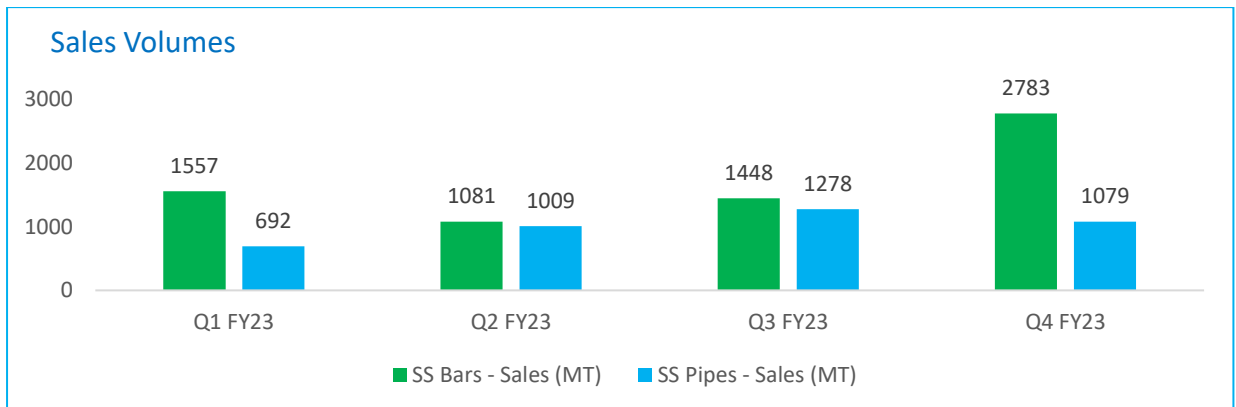
We are now considered as a tier 1 supplier, within the producers in Gujarat, on the basis of quality and service.

We have created a unique and industry first digital platform for distributors, dealers, retailers and influencers. This is not only creating a positive socioeconomic effect, but also helping us with a deeper penetration in the market to achieve our B2C goals.

Success Metrics



(D) Stainless Steel - WSSL



Key Drivers

- Surge in Demand in sectors like Defence, Petrochemicals, Nuclear Reactors and Process Industries
- Strong Export potential in Europe and North America
- Anti-Dumping Duty on Stainless Steel Seamless Pipes & Tubes on cheap imports from China
- Our expanded product size range from 50 – 200 mm to 25 – 350 mm diameter in SS Bars
- Make-in-India initiative by Government

Outlook

We have seen a strong turnaround in performance, both operational and financial.

WSSL turned EBITDA positive.

The current Order Book stands at ~ 3,500 MT valued at ~ Rs. 155 crores

The company received BIS IS 6529 (Blooms / Ingots), BIS IS 6603 (Bars) and BIS 17875 certification for its seamless pipe & tubes. These certifications will cover the entire spectrum of steel as cast / rolled bars & seamless pipes. This is favourable for an integrated players like WSSL.

During the year, the company booked its first order of very high value Ni-Alloy Grade 6625 Pipes. The company also booked and supplied pipe / tube orders in other high value Grades - Alloy 800H, 8825, Monel 400 etc.

The company expects its improved performance to sustain, on the back of several new customer approvals, accreditations, development of new products and penetrating new markets.

(E) Sintex BAPL Ltd.

We have taken full control of the assets.

Sintex continues to be a National brand with a premium positioning. It is the best known brand for water storage tanks in India with the brand connect being synonymous with Water tanks.

A widespread distribution network of 900 Distributors and 13,000 Retailers stays intact and will act as a catalyst for growth.

The current market share of Sintex in Water Tanks is estimated to be at about 9%. Every effort is being made to increase the market share in FY24 by reenergizing the distribution network, product & brand positioning and combining this with Supply Chain efficiencies.

(F) Nauyaan Shipyard (erstwhile ABG Shipyard)

We are moving steadily to monetize the scrap, which should be mostly completed by the end of the financial year. This would result in a steady cash flow. During this period, we would be incurring a minimal fixed cost.

We are not exploring any capital intensive options like ship building. Instead, we are exploring options viz. Ship Recycling and Repair. In this regard, we are in discussions with various global companies and would complete our assessment in the next 2 quarters.

The endeavor being to come up with low capex, non-cyclical, high return and value accretive proposition, basis which the business plan for the next financial year would be drawn.

(G) ESG Initiatives

The company lays a strong emphasis on Sustainability and Governance and has been ranked in the top 7% in the Steel Industry. The DJSI score significantly improved from 41 to 57 for FY 2022.

Corporate Sustainability Assessment Results	Score 2021	Score 2022	Percentile 2021	Percentile 2022
S&P Global ESG Score	41	57	68	93
Governance & Economic Dimension	52	69	78	98
Environmental Dimension	26	54	59	91
Social Dimension	43	50	77	92

Note: Selected industry / peer group: STL Steel

Company Outlook

Guidance for FY24

- Top line of INR 15,000 Cr (growth of ~ 50%)
- EBIDTA of INR 1,500 Cr (growth of ~ 90%)
- ROCE of 16% + (from 7% in FY23)
- Only Maintenance Capex
- Strong focus on growth of Sintex, DI Pipes and WSSL
- Increase in DJSI ESG rating to 60+

Management Comments



“I am pleased by our robust operating performance to end the financial year. We have seen flawless execution and delivery for our customers resulting in strong cash flows and a substantial reduction in net debt. The acquisition of the plastic products business of Sintex has given us a head start in our foray into the B2C segment. This will result in significant value creation for all our stakeholders in addition to providing growth to the existing business portfolio. We have also made significant operational progress in our new businesses of manufacturing DI Pipes and TMT Rebars. The stainless steel business has completed its turnaround with the positive momentum likely to continue,” said Mr. B. K. Goenka, Chairman, Welspun Group. *“With sustainability at our core, I am confident that WCL will achieve even greater heights in Financial Year 2024,”* he added.

Consolidated Performance Snapshot

- Prior period figures are restated after the acquisition of the Steel business of Welspun Steel Limited
- Sales Volume & Order Book includes our Saudi operations

Sales Volumes	Q4FY23	Q3FY23	Q4FY22	FY23	FY22
Line Pipes (KMT)	345	281	269	1,002	796
Pig Iron (KMT)	107	40	-	158	-
DI Pipes (KMT)	23	12	-	37	-
Billets (KMT)	49	34	18	136	112
TMT Bars (KMT)	16	2	-	18	-
SS Bars (MT)	2,783	1,448	1,248	6,869	1,531
SS Pipes (MT)	1,079	1,278	1,160	4,059	2,915

Figures in Rs. Cr

Consolidated Profit & Loss Account	Q4FY23	Q3FY23	Q4FY22	FY23	FY22
Continuing Operations					
Total Revenue from Operations	4,070	2,402	2,011	9,758	6,505
Other Income	62	8	402	320	551
Reported EBITDA	483	174	474	805	1,023
Depreciation and Amortisation	91	80	63	303	255
Finance Cost	95	70	30	243	102
Profit before tax and share of JVs	297	24	380	258	666
Share of profit/(loss) from Associates and JVs	29	29	13	75	(6)
Tax expense	85	30	130	134	216
Non-controlling interest	4	(0)	27	(8)	5
PAT after Minorities, Associates & JVs	236	23	236	207	439
Basic EPS from Continuing Operations	9.0	0.9	9.0	7.9	16.8

Prior period figures have been restated, wherever necessary

Net Debt / (Cash) position

Figures in Rs. Cr

Consolidated debt	Mar-23	Dec-22	Mar-22
Gross Debt	3,316	3,178	2,021
Cash & Cash Equivalents	2,178	1,341	2,195
Net Debt / (Cash)	1,138	1,837	(173)

Saudi Financials

Key figures of East Pipes Integrated Company for Industry (EPIC):

Figures in SAR Mn

Particulars in SAR MN	Q4FY23	Q3FY23	Q4FY22	FY23	FY22
Saudi Arabia Ops:					
Sales / Revenue	442	487	194	1,439	597
Gross Profit	52	70	15	156	28
Operating Profit	47	61	15	133	15
Net Profit after Zakat and Tax	37	48	14	100	(3)
Total Comprehensive Income	37	48	15	100	(3)

Prior period figures have been restated, wherever necessary

Q4 FY23 Investor & Analyst conference call: Wednesday, 31st May 2023 | Time: 10:00 AM IST

- Primary Access: +91 22 6280 1325 / +91 22 7115 8226
- International Toll-Free numbers
 - Hong Kong: 800 964 448
 - Singapore: 800 1012 045
 - UK: 0808 101 1573
 - USA: 1866 746 2133

About Welspun Corp Ltd. (WCL)

Welspun Corp Ltd (WCL) is the flagship company of Welspun Group, one of India's fastest-growing multinationals with a leadership position in line pipes and home textiles, along with other lines of businesses in infrastructure, warehousing, retail, advanced textiles, and flooring solutions.

WCL is one of the largest manufacturers of large diameter pipes globally and has established a global footprint across six continents and 50 countries by delivering key customized solutions for both onshore and offshore applications. The company also manufactures BIS-certified Steel Billets, TMT (Thermo Mechanically Treated) Rebars, Ductile Iron (DI) Pipes, Stainless Steel Pipes, and Tubes & Bars. The company has state-of-the-art manufacturing facilities in Anjar (Gujarat), Bhopal (Madhya Pradesh), Mandya (Karnataka) and Jhagadia (Gujarat) in India. Overseas, WCL has a manufacturing presence in Little Rock, Arkansas, USA.

WCL's expansion entails creating a diversified product portfolio and repurposing its business to add new target segments, organically and inorganically. The company recently acquired Sintex-BAPL, a market leader in water tanks and other plastic products, to expand its building materials portfolio. It has also acquired specified assets of ABG Shipyard with a potential to enter Defence and commercial shipbuilding, green steel, ship breaking, and ship repair.

The company's business growth and diversification strategy is aligned with the Welspun Group's vision of 'Har Ghar Se Har Dil Tak Welspun.'

For further information please visit www.welspuncorp.com

DISCLAIMER: *The information in this release has been included in good faith and is for general purposes only. It should not be relied upon for any specific purpose and no representation or warranty is given as regards to its accuracy or completeness. No information in this release shall constitute an invitation to invest in Welspun Corp Ltd. or any of its affiliates. Neither Welspun Corp Ltd., nor their affiliates' officers, employees or agents shall be liable for any loss, damage or expense arising out of any action taken on the basis of this release, including, without limitation, any loss of profit, indirect, incidental or consequential loss.*



WELSPUN CORP
Pipes & Steel



Welspun Corp Limited

Investor Presentation
Q4 FY23

Disclaimer

For any financial disclosures, the information contained herein is provided by Welspun Corp Limited (the “Company”), although care has been taken to ensure that the information in this presentation is accurate, and that the opinions expressed are fair and reasonable, the information is subject to change without notice, its accuracy, fairness or completeness is not guaranteed and has not been independently verified unless specifically provided and no express or implied warranty is made thereto. You must make your own assessment of the relevance, accuracy and adequacy of the information contained in this presentation and must make such independent investigation as you may consider necessary or appropriate for such purpose. Neither the Company nor any of its directors assume any responsibility or liability for, the accuracy or completeness of, or any errors or omissions in, any information or opinions contained herein. By preparing this presentation, none of the Company, its management, and their respective advisers undertakes any obligation to provide the recipient with access to any additional information or to update this presentation or any additional information or to correct any inaccuracies in any such information which may become apparent. This document is for informational purposes and does not constitute or form part of a prospectus, a statement in lieu of a prospectus, an offering circular, offering memorandum, an advertisement, and should not be construed as an offer to sell or issue or the solicitation of an offer or an offer document to buy or acquire or sell securities of the Company or any of its subsidiaries or affiliates under the Companies Act, 2013, the Securities and Exchange Board of India (Issue of Capital and Disclosure Requirements) Regulations, 2009, both as amended, or any applicable law in India or as an inducement to enter into investment activity. No part of this document should be considered as a recommendation that any investor should subscribe to or purchase securities of the Company or any of its subsidiaries or affiliates and should not form the basis of, or be relied on in connection with, any contract or commitment or investment decision whatsoever. This document is not financial, legal, tax, investment or other product advice.

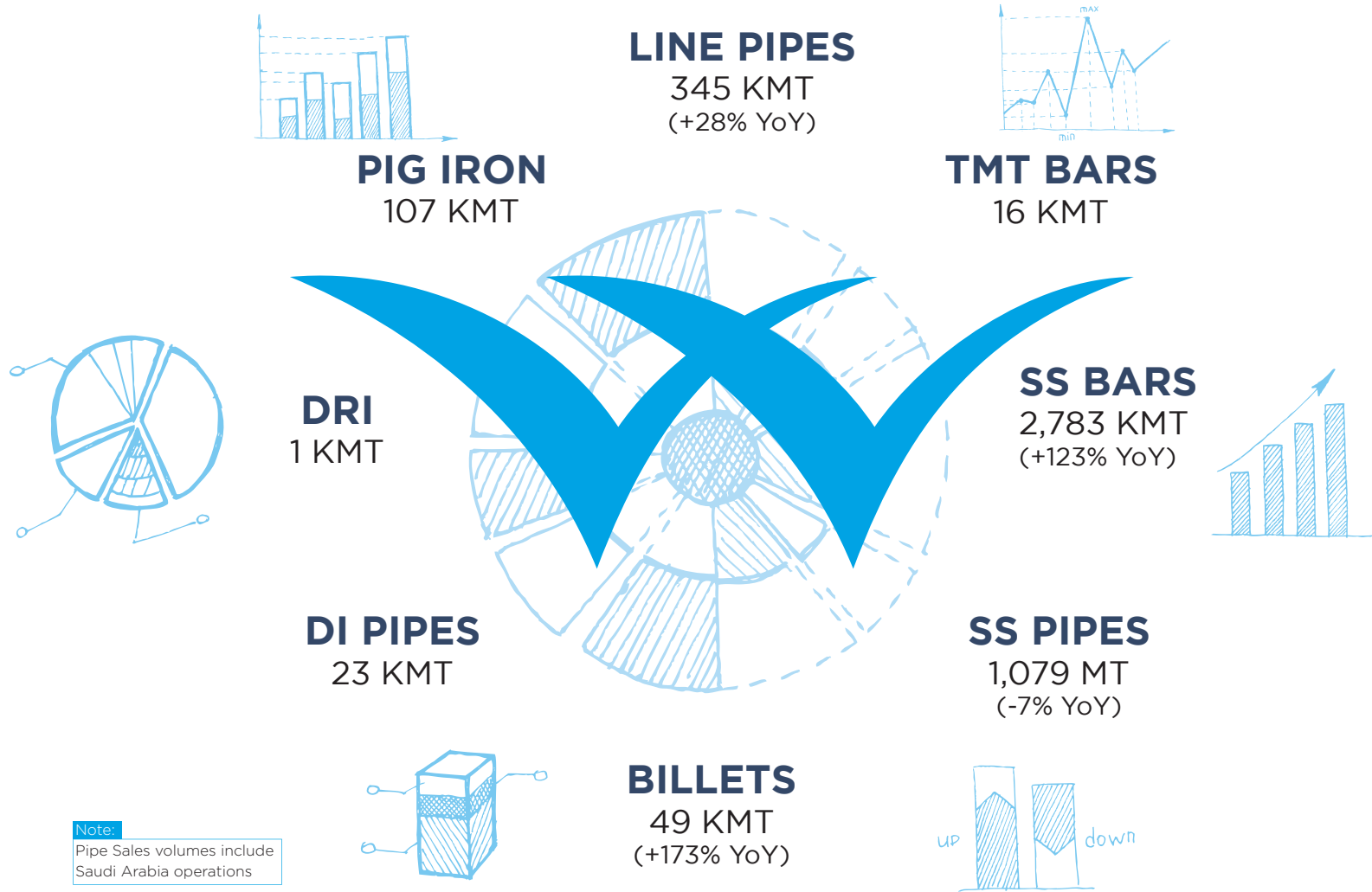
With respect to any ESG related disclosures, the information contained in our disclosures, statements or reports are specific to the Company and not audited or confirmed to be compliant with any general or standard benchmark. A number of statements in such disclosure or statements may contain forward-looking statements including statements about the Company’s strategic priorities, financial goals and aspirations, organic growth, performance, organizational quality and efficiency, investments, capabilities, resiliency, sustainable growth and Company management, as well as the Company’s overall plans, strategies, goals, objectives, expectations, outlooks, estimates, intentions, targets, opportunities, focus and initiatives.

With respect to all disclosures provided herein, the statements contained herein may be pertaining to future expectations and other forward-looking statements which involve risks and uncertainties that are subject to change based on various important factors (some of which are beyond the Company’s control). These statements include descriptions regarding the intent, belief or current expectations of the Company or its officers including with respect to the consolidated results of operations and financial condition, and future events and plans of the Company. These statements can be recognized by the use of words such as “expects,” “plans,” “will,” “estimates,” “forecast,” “project,” “anticipate,” “likely,” “target,” “expect,” “intend,” “continue,” “seek,” “believe,” “plan,” “goal,” “could,” “should,” “would,” “may,” “might,” “will,” “strategy,” “synergies,” “opportunities,” “trends,” “future,” “potentially,” “outlook” or words of similar meaning. Such forward-looking statements are not guarantees of future performance and actual results, performances or events may differ from those in the forward-looking statements as a result of various factors and assumptions. You are cautioned not to place undue reliance on these forward looking statements, which are based on the current view of the management of the Company on future events. No assurance can be given that future events will occur, or that assumptions are correct. The Company does not assume any responsibility to amend, modify or revise any forward-looking statements, on the basis of any subsequent developments, information or events, or otherwise.

Reproduction, distribution, republication and retransmission of material contained herein is prohibited without the prior consent of the Company



Sales Volumes at a Glance: Q4 FY23



Note:
Pipe Sales volumes include Saudi Arabia operations

Consolidated Financial Results for Q4 FY23

PARTICULARS (Rs Cr)	Q4 FY-23	Q3 FY-23	QoQ	Q4 FY-22	YoY
Total Revenue from Operations	4070	2402	69.4%	2011	102.4%
Other income	62	8	677.0%	402	-84.5%
Reported EBITDA	483	174	176.8%	474	1.9%
Depreciation and Amortisation	91	80	13.4%	63	44.0%
Finance Cost	95	70	34.5%	30	216.4%
Profit before tax and share of JVs	297	24	1161.5%	380	-21.9%
Share of profit/(loss) from Associates and JVs	29	29	-3.1%	13	120.0%
Tax expense	85	30	186.3%	130	-34.2%
Non-controlling interest	4	(0)		27	-84.8%
PAT after Minorities, Associates & JVs	236	23	915.2%	236	-0.1%
Basic EPS from Continuing Operations	9.0	0.9	916.1%	9.0	-0.3%

Note:

Prior period figures are restated wherever necessary
Reported EBITDA in Q4 FY22 included Other Income of Rs. 359 crores from gain on Saudi IPO

Consolidated Financial Performance

PARTICULARS	FY-13	FY-14	FY-15	FY-16	FY-17	FY-18	FY-19	FY-20	FY-21	FY-22	FY-23
Revenue (INR Cr)	9083	7705	8451	7380	6035	7587	8954	9957	7153	6505	9758
EBITDA (INR Cr)	919	844	951	891	737	815	708	1276	1152	1023	805
Basic EPS	6.1	2.8	2.6	5.8	1.0	6.0	2.6	25.6	29.8	16.8	7.9
Net Worth (INR Cr)	2750	2957	2799	2799	2809	2854	2798	3215	4209	4528	4844
Net Debt/(Cash) (INR)	2314	2568	1910	1355	1106	422	286	32	(447)	(173)	1138
Net Debt / Equity	0.84x	0.87x	0.68x	0.48x	0.39x	0.15x	0.10x	0.01x	-0.11x	-0.04x	0.23x

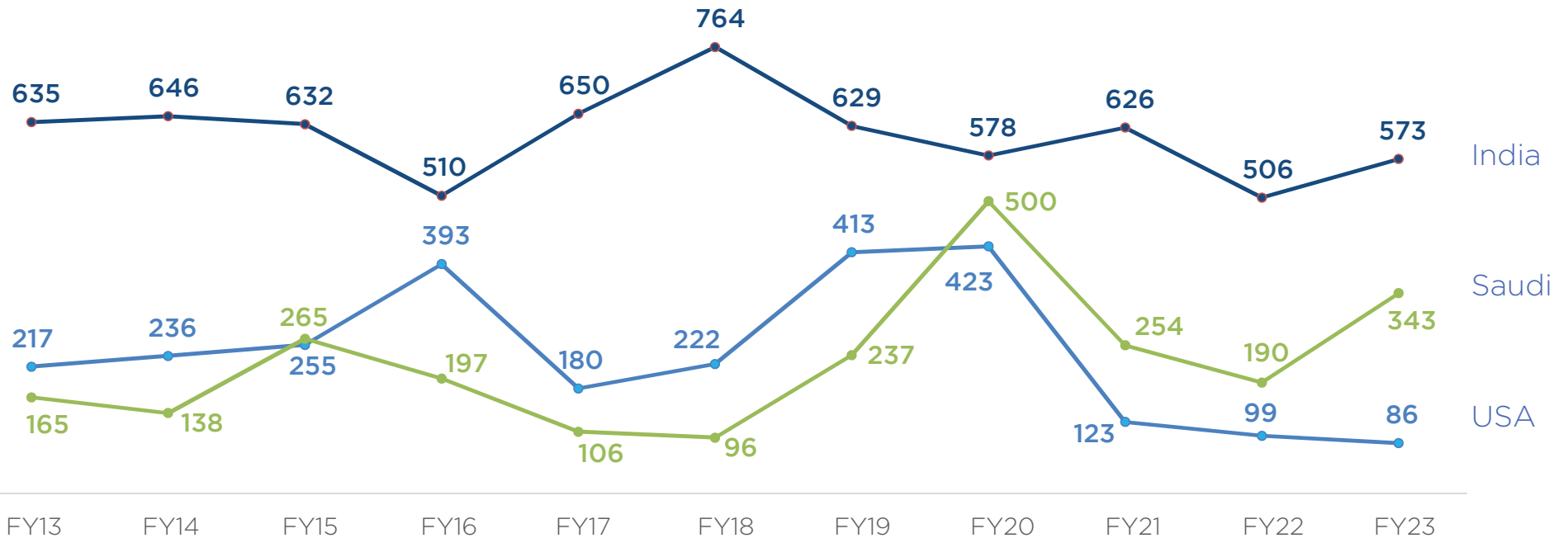


Consistent Performance over the last 10 years: EBITDA in the range of **INR 800 - 1200** crores per annum from Line Pipes Business

Note:

Prior period figures are restated wherever necessary; All numbers of this sheet are based on IND-AS disclosures
 Reported EBITDA in FY22 included Other Income of Rs. 359 crores from gain on Saudi IPO
 From FY19 figures are pertaining to continuing operations only (excluding PCMD)

Sales Volume Mix: Line Pipes (Long Term Trend)



India volumes close to **600 KMT**,
Total volumes close to **1 million MT**
per annum consistently

- India (KMT)
- USA (KMT)
- Saudi (KMT)

Dare to Commit!

Guidance for FY24

- Top line of INR 15,000 Cr (growth of ~ 50%)
- EBIDTA of INR 1,500 Cr (growth of ~ 90%)
- Only Maintenance Capex
- Strong focus on growth of Sintex, DI Pipes and WSSL
- ROCE of 16% + (from 7% in FY23)
- Increase in DJSI ESG rating to 60+

Guidance reflecting
solid business fundamentals

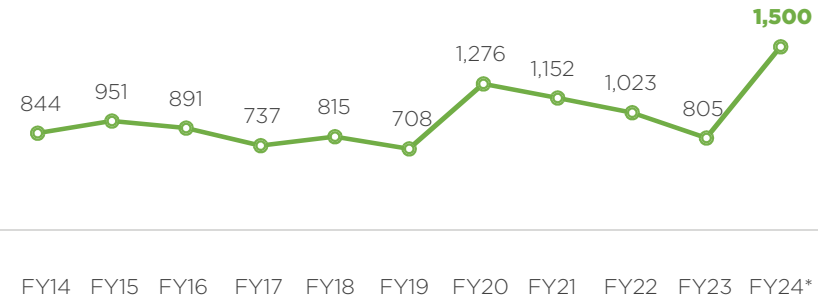


Guidance

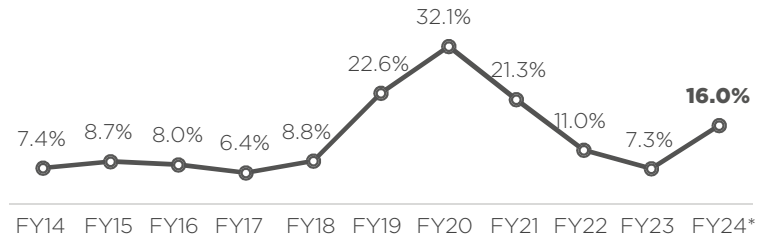
Revenue (Rs. crore)



EBITDA (Rs. crore)



ROCE



Major Capex done and now volumes have to be ramped up of the greenfield plants and acquisitions

FY24* Guidance



WCL : Line Pipes

Top
3

Among Line Pipe
Manufacturers
globally

50+

Approvals from
O&G majors;
Qualifies for
global bidding

15+
million
metric ton

Pipes delivered
since inception
with multiple
repeat orders

2.2 mn MT
Pipes Capacity

6 manufacturing
facilities in **3**
countries

Used in **Oil & Gas,**
Water industry &
Structurals

Approvals & Accreditations: Line Pipes

OIL & GAS



TRANSPORTATION



OTHERS



Global Supply Chain



SUPPLIER	COUNTRY
Dillinger	France & Germany
VAGB	Austria
Posco	South Korea
Nippon	Japan
JFE	Japan
Bao	China

More than
2 million
 metric tons of plates
 procured in last 10 years

Welspun Corp: Transforming into a Conglomerate



* Through Forward Integration

Manufacturing Facilities: Pipes & Steel

CAPACITY	INDIA				US	SAUDI ARABIA	TOTAL
PRODUCTS / CITY	ANJAR	MANDYA	BHOPAL	JHAGADIA	LITTLE ROCK	DAMMAM	
LSAW	350						350
HSAW	250	150	305		350	375	1430
ERW/HFIW	200				175		375
Line Pipes (KMT)	1255				525	375	2155
TMT Bars (KMT)	350						350
DI Pipes (KMT)	400						400
SS Bars (KMT)				150			150
SS Pipes (KMT)				18			18



Line Pipes: Key Drivers



INDIA

- Expansion of **National Gas Grid** Pipeline driven by increasing LNG capacities
- **City Gas Distribution (CGD)** network
- **Strong export** outlook with focus on Australia, Central America, South East Asia and Middle East
- **Demand returning in the Water** sector with moderating steel prices



USA

- **Rig count** close to pre-pandemic levels
- **Permian basin** expected to be the key growth driver due to geopolitical reasons
- At least 3 **more large gas pipelines** planned from Permian to Gulf coast; 5 new LNG terminals being added for export of gas
- Big focus on **New Energy including Carbon Capture, Hydrogen and Ammonia pipelines**

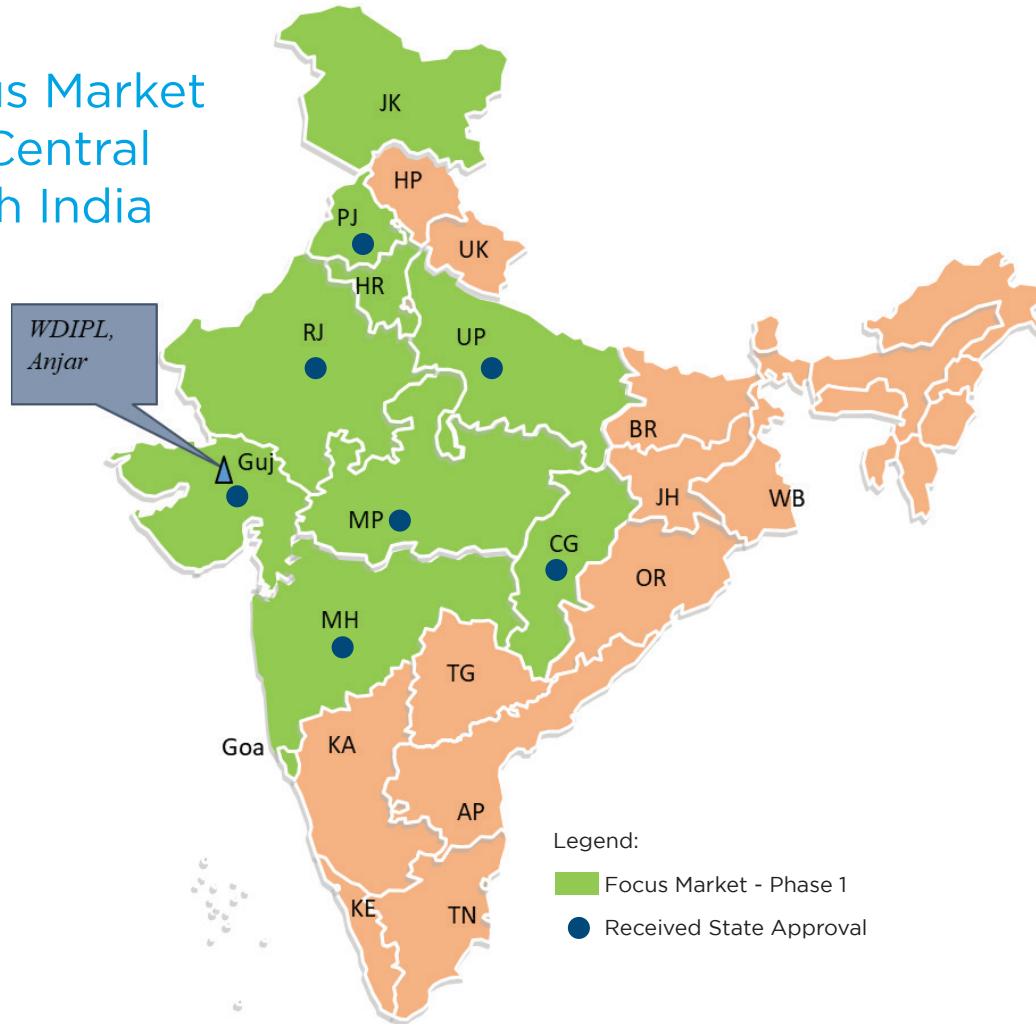


SAUDI ARABIA

- Saudi Aramco to **boost oil production** from 10 million to 13 million barrels a day by 2027
- Saudi Aramco to **boost gas production by more than 50%** by 2030
- Huge capex in distribution of Desalinated water; 7 large water infrastructure projects planned; Total demand **exceeding 3 MN MT over 3 years**

Ductile Iron Pipes: Huge focus on creating drinking water supply infrastructure in India

Our Focus Market is West, Central and North India



Specialty Steel: SS Pipes Outlook

Robust demand expected going forward

Key Drivers

- **Make in India** initiative by the government providing push to local manufacturing
- High value business and a **differentiated import-substitution** play with obvious synergies with existing business and capabilities, characterized by superior margins and resilient demand
- **High Entry Barriers** due to technology capabilities as well as approvals and accreditations required from customers, process licensors, and EPC players
- **Implementation of BIS and the proposal for Anti-Dumping Duty** on substandard and cheap imports to lay a strong foundation for substantial growth

Sectors & Demand

- Critical applications in key sectors like Power, Nuclear, Defense, Petrochemicals etc.
- Demand Estimate: ~65 KMT in Domestic Market and ~25 KMT in Exports per Annum

Visible Turnaround

- Product acceptability both in the domestic and export market
- Moving towards higher value added grades such as Nickel Alloy, Duplex & Super Duplex
- Only facility which is fully integrated from SS Steel to Pipes





TMT: Our Differentiated Strategy

Forward Integration from Billets to TMT

Growth Drivers

- Infrastructure: Massive spending expected in the sector including -
 - **PM Gati Shakti National Master Plan:** an expected outlay of INR 100 lakh Cr
 - **Pradhan Mantri Awas Yojana-Urban's (PMAY-U)** 'Housing for All' mission
 - Private Sector Capital Expenditure
 - Individual House Builders

Welspun Strategy

- Sharp focus on
 - **Branding and creating a robust distribution network - B2C segment**
 - Presence in High growth Western India (especially Gujarat) region where Welspun enjoys a strong brand presence

₹3 MN MT
per Annum demand
expected in Gujarat
for TMT rebars

**Synergy with
our steel business**

Nauyaan Shipyard (erstwhile ABG Shipyard)

- Metal / metal scrap not required for business purposes is being disposed off which would result in a steady cash flow
- Not exploring any capital intensive options like ship building
- Assessing low capex, non-cyclical, high return and value accretive propositions

Potential to Enter New Businesses –
Ship Recycling and Repair



Sintex BAPL - Plastic Products

Manufacturing Locations

- **Kalol** Gujarat
- **Nalagarh** Himachal Pradesh
- **Namakkal** Tamil Nadu
- **Uluberai** West Bengal
- **Butibori** (Nagpur) Maharashtra
- **Guwahati*** Assam

- **High Brand recall for Sintex** across the country, current market share in Water Tanks estimated to be 8-10%
- **Widespread sales network** of approximately 900 Distributors and 13,000 Retailers
- Leverage network to **increase market share** in Year 1

Combined Capacity:
70,000 MT



* Under contract manufacturing

Transaction Rationale – Sintex BAPL

1. Growth Driver:

Entry into the Consumer Segment through a Super Brand which is well known across the country and has a premium positioning

2. Extensive Distribution Network:

Widespread Distribution and Retail Network is in line with Welspun Group's Mission "Har Ghar Welspun"

3. Strategic Acquisition:

Net acquisition cost for the Plastic Products business at INR 406 crores

4. Diversification of Product Portfolio:

WCL will expand its presence in providing Water related solutions (through Line Pipes & DI Pipes for water transportation and Tanks for storage)





The Way Forward Sintex BAPL

- **Re-energize distribution network**, product & brand and combine with WCL's strength in Supply Chain efficiencies
- Efforts to **regain lost Market Share** which was historically as high as 23-25%
- **Strong and experienced Management team** already in place
- **No immediate large capex requirement** envisaged, will assess and organically strengthen the business over the next few months

Sustainability Strategy

- Energy Efficiency
- Water Intensity
- Health & Safety
- Human Capital
- Renewable Energy
- Waste Intensity
- Gender Diversity
- Impacting Lives in CSV
- Sustainable Supply Chain
- Hydrogen Pipelines
- Carbon Capture Projects



Ranked in the Top 7% in Steel Industry by S&P Global's Dow Jones Sustainability Index (DJSI) Corporate Sustainability Assessment



Sustainability Targets

ASPECTS	FY 2020 - 21	FY 2021 - 22	FY 2022 - 23	GOAL 2025	GOAL 2030	GOAL 2040
Carbon Neutrality - % Renewable Energy (RE)	0% RE	0% RE	0% RE	10% RE	20% RE	Carbon neutral
Water Neutrality - Water Intensity	0.63 KL/MT	0.64 KL/MT	0.57 KL/MT	0.55 KL/MT	0.40 KL/MT	Water neutral
Waste to Landfill	1.53 MT	Zero waste to landfill	Zero waste to landfill	1 MT	Zero waste to landfill	Zero waste to landfill
Impacting Lives in CSV	1,60,735	1,95,375	5,07,848	5,00,000	10,00,000	20,00,000
Sustainability Supply Chain - % suppliers assessed as per ESG compliant Code of Conduct	0% assessed	50% critical suppliers assessed	100% critical suppliers assessed	100% critical suppliers assessed	100% (all suppliers)	100% (all suppliers)

On track to achieve
Water Intensity targets

Project Plan for
Renewable Energy

Note:

Sustainability targets for Line Pipes India business
Impacting Lives in CSV through Welspun Foundation



Thank You!

Welspun Corp Limited

CIN: L27100GJ1995PLC025609

For further queries, contact

Name : **Mr. Gaurav Ajjan**

Email : gaurav_ajjan@welspun.com

www.welspuncorp.com

