

BUILDING TRUST  
EXPANDING  
POSSIBILITIES



UNO MINDA

Minda Industries Ltd  
Investor Presentation – August 2020



*This presentation and the accompanying slides (the “Presentation”), has been prepared by Minda Industries Limited (the “Company”), solely for information purposes and do not constitute any offer, recommendation or invitation to purchase or subscribe for any securities, and shall not form the basis or be relied on in connection with any contract or binding commitment whatsoever. No offering of securities of the Company will be made except by means of a statutory offering document containing detailed information about the Company.*

*This Presentation has been prepared by the Company based on information and data which the Company considers reliable, but the Company makes no representation or warranty, express or implied, whatsoever, and no reliance shall be placed on, the truth, accuracy, completeness, fairness and reasonableness of the contents of this Presentation. This Presentation may not be all inclusive and may not contain all of the information that you may consider material. Any liability in respect of the contents of, or any omission from, this Presentation is expressly excluded.*

*Certain matters discussed in this Presentation may contain statements regarding the Company’s market opportunity and business prospects that are individually and collectively forward-looking statements. Such forward-looking statements are not guarantees of future performance and are subject to known and unknown risks, uncertainties and assumptions that are difficult to predict. These risks and uncertainties include, but are not limited to, the performance of the Indian economy and of the economies of various international markets, the performance of the auto ancillary industry in India and world-wide, competition, the company’s ability to successfully implement its strategy, the Company’s future levels of growth and expansion, technological implementation, changes and advancements, changes in revenue, income or cash flows, the Company’s market preferences and its exposure to market risks, as well as other risks. The Company’s actual results, levels of activity, performance or achievements could differ materially and adversely from results expressed in or implied by this Presentation. The Company assumes no obligation to update any forward-looking information contained in this Presentation. Any forward-looking statements and projections made by third parties included in this Presentation are not adopted by the Company and the Company is not responsible for such third party statements and projections.*



# Quarterly Update Presentation



## Favourable Factors

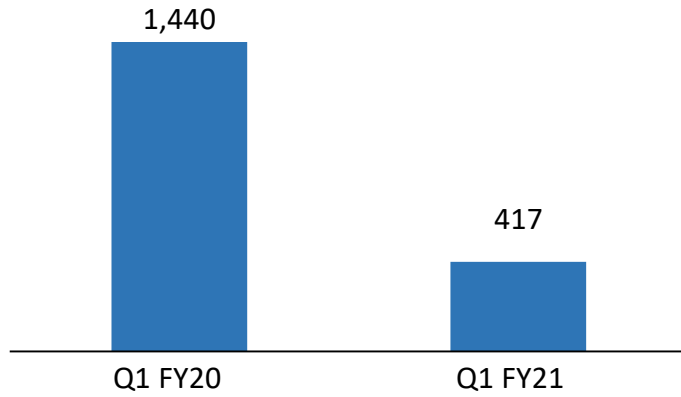
- ✓ Favourable interest rate movement
- ✓ Pro-active cost management
- ✓ Quick ramp up post easing of lockdown.



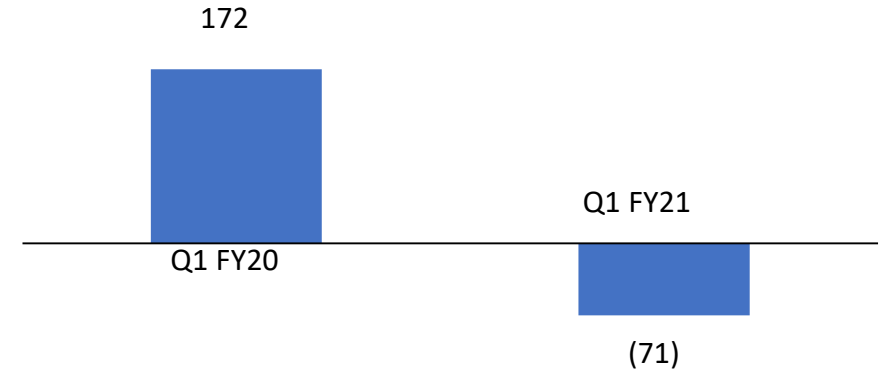
## Un-Favourable Factors

- ✗ Lockdown due to COVID-19 Pandemic
- ✗ Lower capacity utilization in recently commissioned facilities
- ✗ Delay in commissioning of plants by 4-6 months for 2W alloy wheel and Sensors

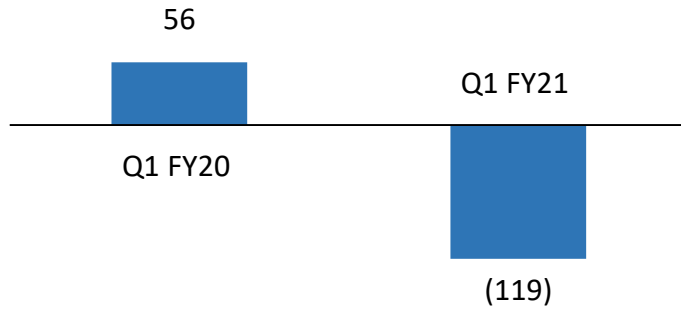
Revenue (Rs. Cr)



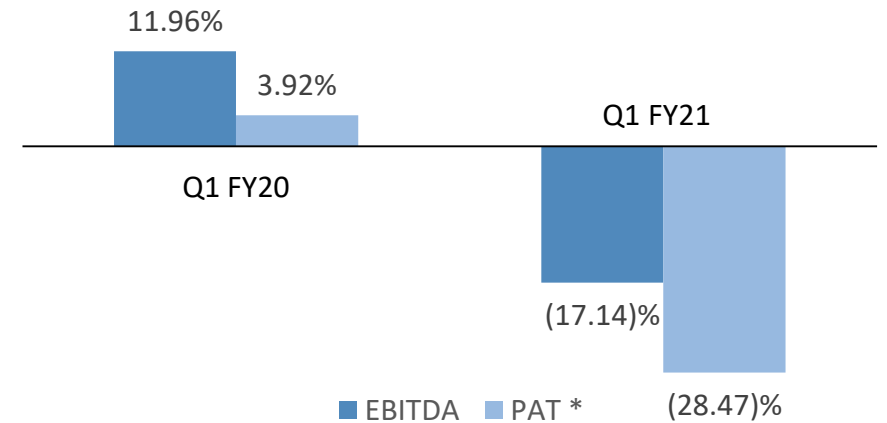
EBITDA (Rs. Cr)



PAT\* (Rs. Cr)



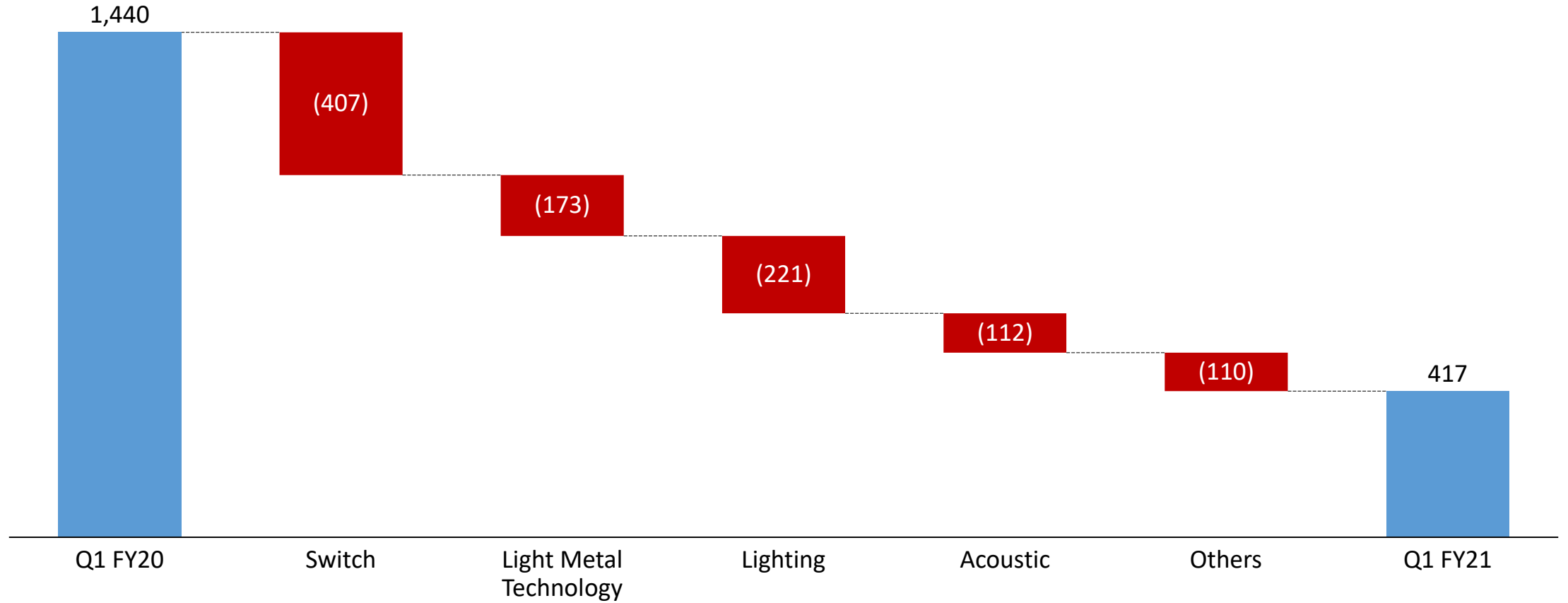
Margin (%)



\* PAT = PAT ( before Minority Interest)

# Revenue Bridge – Q1 FY20 & Q1 FY21

Rs. Crs



Plants operating at ~80%  
production levels Vis-à-vis  
Pre COVID

## Switches

01

2W Switch: Nominated for oil temperature sensors  
Japanese 2W OEM

4W: New Product : Roof top mounted switches to  
a Japanese OEM

## Lighting

02

Strong order wins and order pipeline in India backed by  
Technology from Delvis

## Acoustics

03

Clarton Mexico has received orders from Ford for electronic horns  
CH nominated for 0.3 Mn horns by large Korean OEM in India

## Light Metal Technology

04

New Customer : Large Korean OEM for LPDC wheel in their upcoming model  
2W alloy wheel plant expected to be commissioned in September 2020

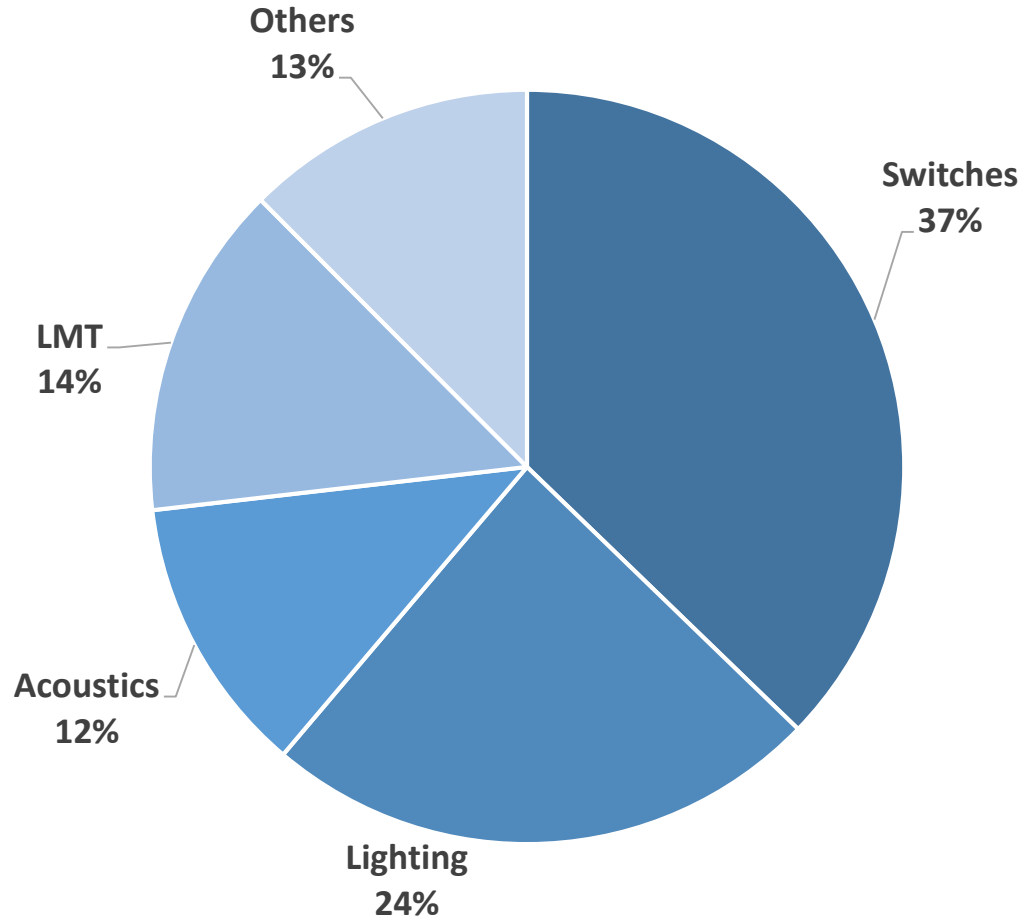
## Others

05

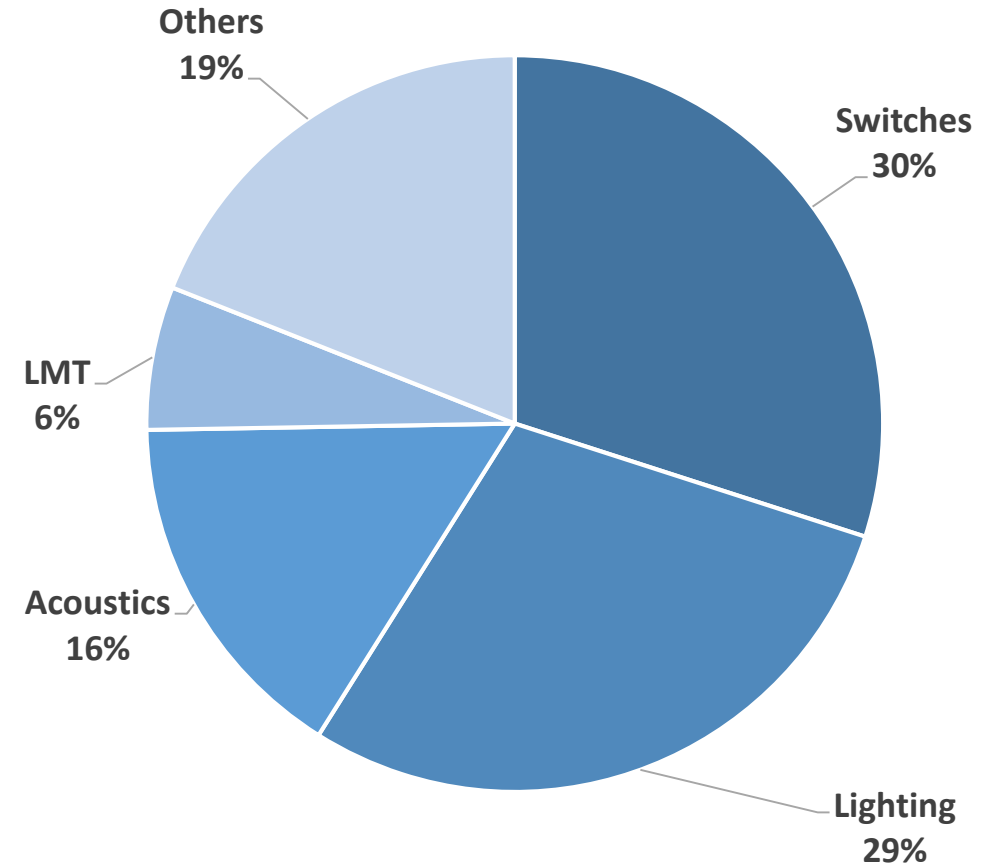
Smart Plug for TVS E Cute Electric Scooter

HTS sensor line has been commissioned, however other products are delayed due to COVID  
pandemic.

### Revenue – Q1FY20

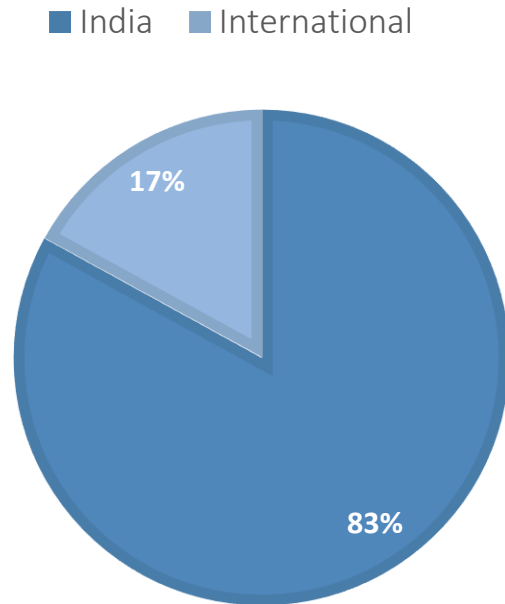


### Revenue – Q1FY21

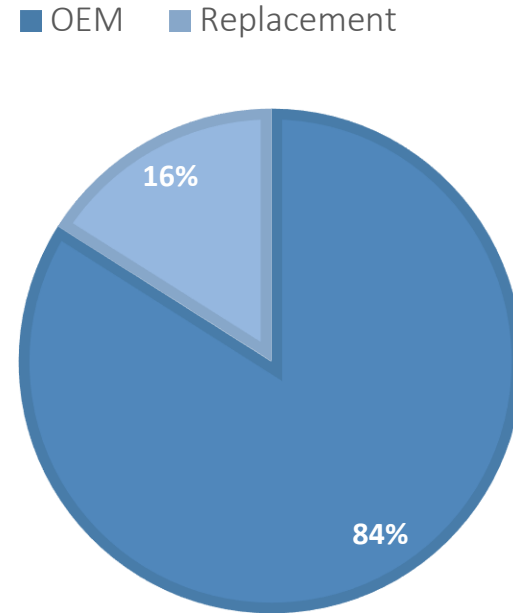




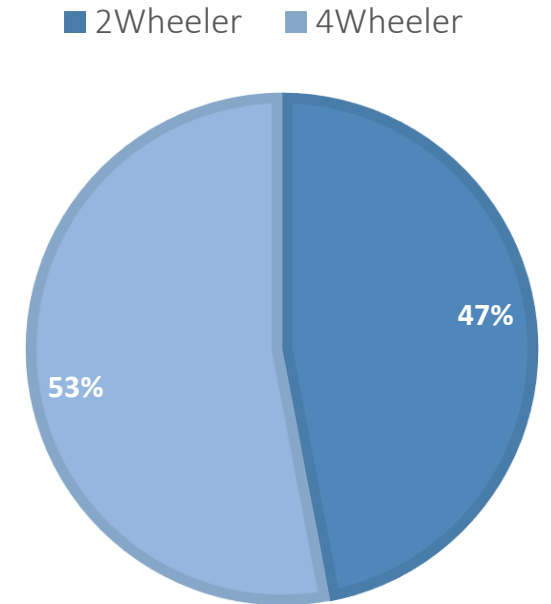
### Geography-wise Breakup



### Channel-wise Breakup



### Segment -wise Breakup



**Diversification across Categories and Geographies**

## Harita Seating Systems Merger

NCLT Delhi final hearing is scheduled August 24, 2020. All other approvals in place

## Acquisition-cum-Merger of Minda iConnect

Scheme filed with the exchanges for their feedback

## Rights Issue

Rights issue of ~ 243 Cr Announced. Issue to be open from August 25<sup>th</sup> to September 08, 2020.

# Consolidated Profit & Loss Statement

Particulars (Rs. Cr)	Q1 FY21	Q1 FY20	Q4 FY20
<b>Revenue from Operations (Net of Excise)</b>	<b>417.11</b>	<b>1,439.75</b>	<b>1,338.97</b>
Raw Material	241.71	872.16	801.91
Employee Cost	166.31	215.13	214.37
Other Expenses	80.58	180.26	200.7
<b>EBITDA</b>	<b>-71.49</b>	<b>172.20</b>	<b>121.99</b>
<b>EBITDA Margin</b>	<b>-17.14%</b>	<b>11.96%</b>	<b>9.11%</b>
Other Income	3.73	6.92	15.96
Depreciation	68.21	71.20	81.69
<b>EBIT</b>	<b>-135.97</b>	<b>107.92</b>	<b>56.26</b>
<b>EBIT Margin</b>	<b>-32.60%</b>	<b>7.50%</b>	<b>4.20%</b>
Finance Cost	19.58	23.81	20.98
<b>Profit before Share of Profit/Loss of JVs and Tax</b>	<b>-155.55</b>	<b>84.11</b>	<b>35.28</b>
<b>PBT Margin</b>	<b>-37.29%</b>	<b>5.84%</b>	<b>2.63%</b>
Exceptional Item	0	0.00	-8.9
Tax	-36.81	27.68	13.26
<b>Profit before Share of Profit/Loss of JVs</b>	<b>-118.74</b>	<b>56.43</b>	<b>13.12</b>
Share of Profit/Loss of JVs	-16.21	5.90	-0.28
<b>Net profit/(loss) after share of profit/(loss) of associates / joint ventures (A)</b>	<b>-134.95</b>	<b>62.33</b>	<b>12.84</b>
<b>PAT Margin %</b>	<b>-32.35%</b>	<b>4.33%</b>	<b>0.96%</b>
<b>PAT attributable to:</b>			
- Owners of MIL	-118.33	53.48	7.3
- Non Controlling Interests	-16.62	8.85	5.54
Other Comprehensive Income	13	-0.47	1.88
<b>Total Comprehensive Income for MIL</b>	<b>-118.33</b>	<b>53.48</b>	<b>7.3</b>
<b>TCI Margin %</b>	<b>-28.37%</b>	<b>3.71%</b>	<b>0.55%</b>
Total Comprehensive Income for Non Controlling Interests	-16.62	8.85	5.54

For further information, please contact:

---

**Company :**

Minda Industries Ltd.  
CIN : L74899DL1992PLC050333  
Mr. Tripurari Kumar  
GM Finance  
[tripurarik@mindagroup.com](mailto:tripurarik@mindagroup.com)

[www.unominda.com](http://www.unominda.com)

**Investor Relations Advisors :**

Strategic Growth Advisors Pvt. Ltd.  
CIN : U74140MH2010PTC204285  
Mr. Jigar Kavaia  
+91 99206 02034  
[jigar.kavaia@sgapl.net](mailto:jigar.kavaia@sgapl.net)

[www.sgapl.net](http://www.sgapl.net)

---