

To,  
The Manager,  
The Department of Corporate Services  
BSE Limited  
Floor 25, P. J. Towers,  
Dalal Street, Mumbai – 400 001

To,  
The Manager,  
The Listing Department  
National Stock Exchange of India Limited  
Exchange Plaza, Bandra Kurla Complex,  
Bandra (East), Mumbai – 400 051

**Scrip Code : 533271**

**Scrip Symbol : ASHOKA EQ.**

August 12, 2020

**Sub: Result Update Presentation for the Quarter ended June 30, 2020**

Please find enclosed herewith the copy of Result Update Presentation in respect of Unaudited Standalone and Consolidated Financial Results (Limited Review) for the quarter ended June 30, 2020.

Kindly take the matter on your record.

Thanking you,

**For Ashoka Buildcon Limited**

  
**(Manoj A. Kulkarni)**  
Company Secretary  
FCS-7377



*Developing Infrastructure  
for  
Better Tomorrow*

**RESULT UPDATE  
PRESENTATION | Q1FY21**



# Disclaimer



This presentation and the accompanying slides (the "Presentation"), which have been prepared by Ashoka Buildcon Limited (the "Company"), have been prepared solely for information purposes and do not constitute any offer, recommendation or invitation to purchase or subscribe for any securities, and shall not form the basis or be relied on in connection with any contract or binding commitment whatsoever. No offering of securities of the Company will be made except by means of a statutory offering document containing detailed information about the Company.

This Presentation has been prepared by the Company based on information and data which the Company considers reliable, but the Company makes no representation or warranty, express or implied, whatsoever, and no reliance shall be placed on, the truth, accuracy, completeness, fairness and reasonableness of the contents of this Presentation. This Presentation may not be all inclusive and may not contain all of the information that you may consider material. Any liability in respect of the contents of, or any omission from, this Presentation is expressly excluded.

Certain matters discussed in this Presentation may contain statements regarding the Company's market opportunity and business prospects that are individually and collectively forward-looking statements. Such forward-looking statements are not guarantees of future performance and are subject to known and unknown risks, uncertainties and assumptions that are difficult to predict. These risks and uncertainties include, but are not limited to, the performance of the Indian economy and of the economies of various international markets, the performance of the industry in India and world-wide, competition, the company's ability to successfully implement its strategy, the Company's future levels of growth and expansion, technological implementation, changes and advancements, changes in revenue, income or cash flows, the Company's market preferences and its exposure to market risks, as well as other risks. The Company's actual results, levels of activity, performance or achievements could differ materially and adversely from results expressed in or implied by this Presentation. The Company assumes no obligation to update any forward-looking information contained in this Presentation. Any forward-looking statements and projections made by third parties included in this Presentation are not adopted by the Company and the Company is not responsible for such third party statements and projections.

# Business Impact- Q1FY21: An Unprecedented Quarter

In Q1FY21, Business Operation was impacted due to disruption caused by Covid-19. During this period, the Company's key focus has been on resumption of business operation, ensuring employees safety, stringent cost control measure and maintaining adequate liquidity to meet the business requirements which has aided in reaching near normalcy by July'20

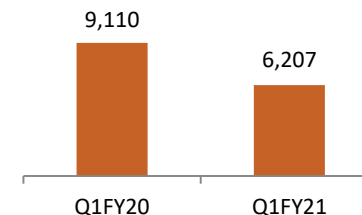
## EPC Business

- As lockdown restrictions were eased, the Company commenced construction activity and ramped-up gradually. Presently, operating at **~85% of execution run-rate** and witnessing a significant resumption of work almost at all project sites
- **Labour Availability:** Labour resumption was faster than expected; In July, operating at **90-95%** required workforce
- **Order Book:** The current Order Book at **Rs. 86,168 mn**, provides revenue visibility

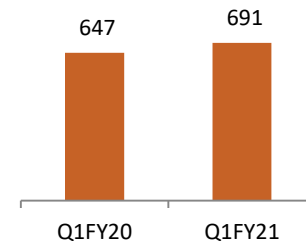
## Toll Business

- Toll Collection activity resumed across all toll plazas from 20th April 2020. With further relaxation in inter-state movement, the tolling activities have reached near normalcy
- In July 2020, the Company reached **~90%** of the pre-Covid toll collections. Hopeful of a further improvement as economic activities pick-up going forward
- 'Force Majeure Clause' to be applicable at all the tolling contracts

## Revenue (Rs Mn)



## PAT (Rs Mn)



# Standalone Profitability Highlights (as per IND-AS)



Rs mn	Q1 FY21	Q1 FY20	Y-o-Y(%)	Q4 FY20	Q-o-Q(%)
Total Income from Operations	5,724	8,768		12,548	
Other Income	483	342		346	
<b>Revenue</b>	<b>6,207</b>	<b>9,110</b>	<b>-31.9%</b>	<b>12,893</b>	<b>-51.9%</b>
Operating Expenses	4,905	7,673		10,258	
<b>EBITDA</b>	<b>1,302</b>	<b>1,437</b>	<b>-9.4%</b>	<b>2,635</b>	<b>-50.6%</b>
<b>EBITDA margin</b>	<b>21.0%</b>	<b>15.8%</b>		<b>20.4%</b>	
Interest	166	214		209	
Depreciation	223	266		290	
<b>Profit Before Tax</b>	<b>913</b>	<b>957</b>		<b>2136</b>	
Tax	222	310		493	
<b>Profit After Tax</b>	<b>691</b>	<b>647</b>	<b>6.7%</b>	<b>1,642</b>	<b>-58.0%</b>
<b>PAT Margin</b>	<b>11.1%</b>	<b>7.1%</b>		<b>12.7%</b>	
Other Comprehensive Income	0.6	-1.0		2.0	
<b>Total Comprehensive Income</b>	<b>691</b>	<b>646</b>		<b>1,644</b>	

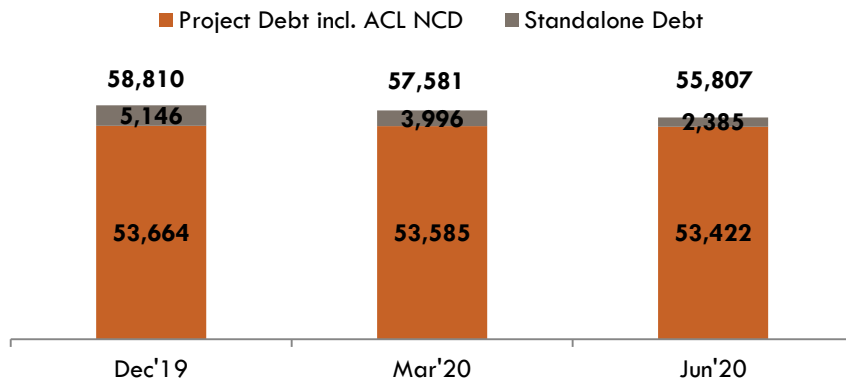
# Consolidated Profitability Highlights (as per IND-AS)



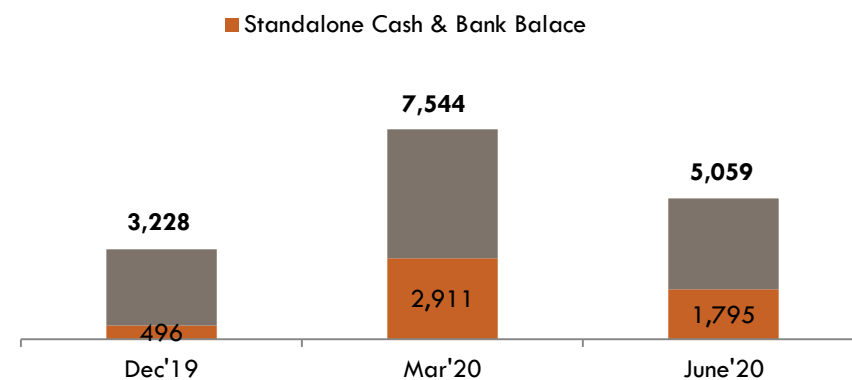
Rs mn	Q1 FY21	Q1 FY20	Y-o-Y(%)	Q4 FY20	Q-o-Q(%)
Total Income from Operations	7,613	11,681		15,842	
Other Income	312	187		249	
<b>REVENUE</b>	<b>7,925</b>	<b>11,868</b>	<b>-33.2%</b>	<b>16,091</b>	<b>-50.7%</b>
<b>Operating Expenses</b>	5,141	8,133		11,104	
<b>EBITDA</b>	<b>2,784</b>	<b>3,735</b>	<b>-25.5%</b>	<b>4,987</b>	<b>-44.2%</b>
<b>EBITDA margin</b>	<b>35.1%</b>	<b>31.5%</b>		<b>31.0%</b>	
Interest	2,393	2,816		2,566	
Depreciation	517	756		637	
<b>Profit before Exceptional Items and Tax</b>	<b>-126</b>	<b>163</b>		<b>1,784</b>	
<i>Profit/(Loss) from Associates &amp; JVs accounted for using Equity Method</i>	34	35		14	
<b>PBT</b>	<b>-92</b>	<b>198</b>		<b>1,798</b>	
Tax	285	430		332	
<b>Profit After Tax</b>	<b>-377</b>	<b>-232</b>		<b>1,467</b>	
<b>PAT Margin</b>	<b>-4.8%</b>	<b>-2.0%</b>		<b>9.1%</b>	
Other Comprehensive Income	-0.2	-1.0		-15.2	
<b>Total Comprehensive Income</b>	<b>-377</b>	<b>-233</b>		<b>1,452</b>	

# Debt Profile as of June 2020

## Consolidated Debt (Rs. Mn)



## Consolidated Cash & Bank Balance (Rs. Mn)



## Consolidated Debt beak-up (Rs. Mn)

Standalone debt	2,385
Project debt	51,922
NCDs (Ashoka Concession)	1,500
<b>Total</b>	<b>55,807</b>
<b>Cash &amp; Bank Balance</b>	<b>5,059</b>

## Standalone Debt beak-up (Rs. Mn)

- Equipment loan	2,114
- Working capital	271
- NCDs	-
<b>Total</b>	<b>2,385</b>
<b>Cash &amp; Bank Balance</b>	<b>1,795</b>



## EPC BUSINESS HIGHLIGHTS



# EPC order backlog of Rs. 86.2 bn, 2.1x FY20 Revenue

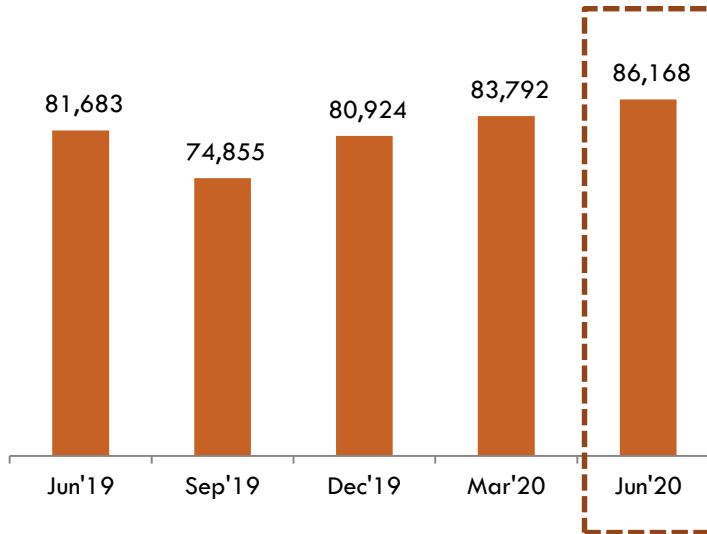
## Order backlog of Rs 86.2 bn as on 30<sup>th</sup> June, 2020

Segment		Rs. Mn
<b>Roads</b>		<b>69,229</b>
<b>HAM</b>		<b>46,798</b>
HAM: Khrar - Ludhiana, Punjab	1,960	
HAM: Anandpuram	1,593	
HAM: Vadodara Kim, Gujarat	3,394	
HAM: Tumkur - Shivamoga I, Karnataka	4,921	
HAM: Tumkur - Shivamoga II, Karnataka	7,007	
HAM: Belgaum - Khanapur, Karnataka	4,102	
HAM: Khairatunda - Barwa Adda, Jharkhand	3,194	
HAM: Tumkur - Shivamoga III, Karnataka	6,013	
HAM: Tumkur - Shivamoga IV, Karnataka	8,602	
HAM: Kandi Ramsanpalle, Telangana	5,662	
Others	350	
<b>EPC</b>		<b>22,431</b>
Bundhelkhand Expressway	9,901	
NH-32, Raigunj	1,367	
Islampur Bypass, West Bengal	68	
Jalgaon Bhadgaon	711	
Bhadgaon Chalisgaon	242	
JNPT NH-48	103	
TOT EPC	4,466	
Others	5,573	

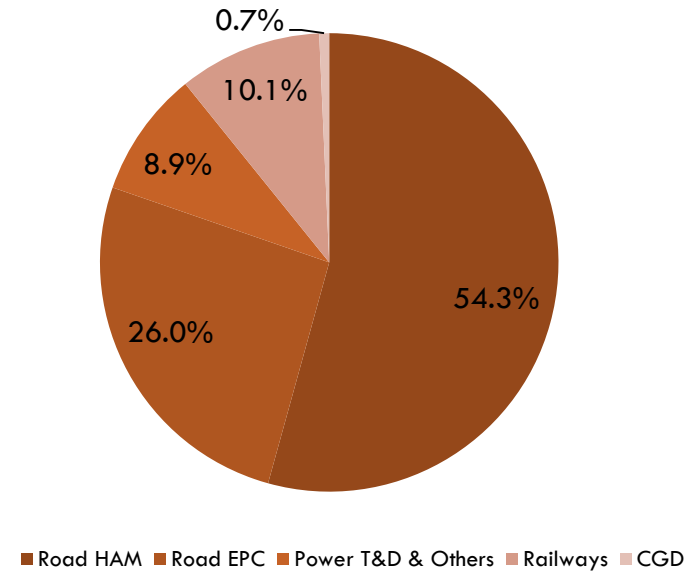
Segment		Rs. Mn
<b>Others</b>		<b>16,939</b>
<b>Power T&amp;D &amp; Others</b>		<b>7,686</b>
Maharashtra	227	
Bihar	1,861	
Uttar Pradesh	966	
Telangana	70	
Jharkhand	1,274	
Others/ Miscellaneous	3,289	
<b>Railways</b>		<b>8,665</b>
Jharkhand	5,926	
Madhya Pradesh	80	
Punjab	2,660	
<b>CGD</b>		<b>588</b>
<b>Total</b>		<b>86,168</b>

# Order Book- Break-up (As on June 30, 2020)

## Robust Order Book



## Order Book Break-up (%)

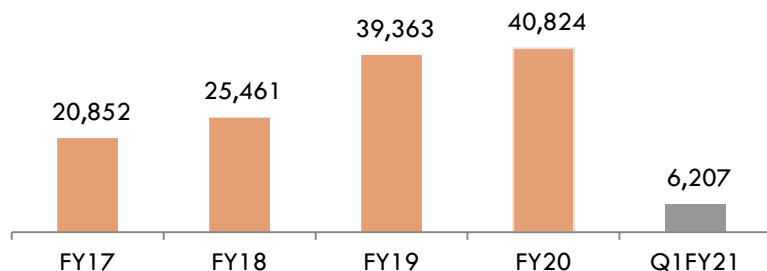


Figures in Rs Mn

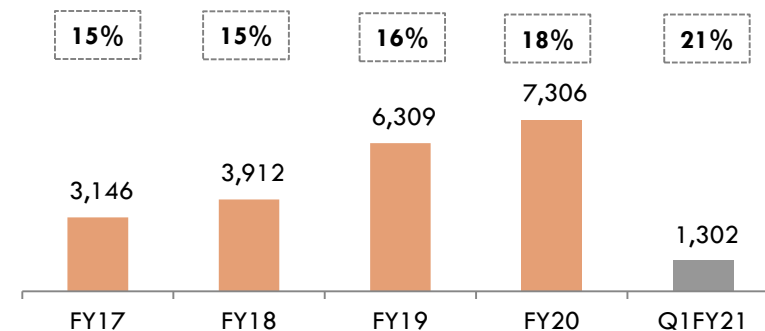
# EPC business financial performance

Figures in Rs Mn

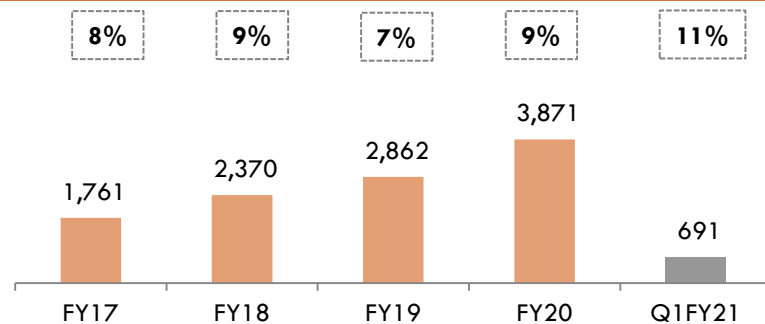
## Revenue#



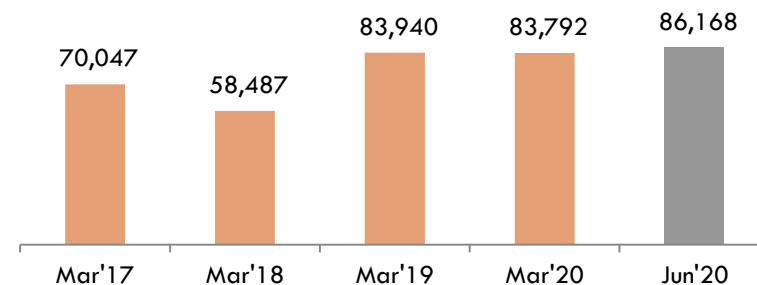
## EBITDA and EBITDA Margin



## PAT and PAT Margin



## Order Book



# Includes other income and RMC income



## DEVELOPMENT BUSINESS

# Gross toll collection

(Rs. Mn)	Q1 FY 21 <sup>^</sup>	Q1 FY 20	Y-o-Y (%)	Q4 FY 20*	Q-o-Q (%)
<b>ACL BOT Projects</b>					
Belgaum Dharwad	117.6	236.8	-50.3%	226.2	-48.0%
Dhankuni - Kharagpur	536.2	904.5	-40.7%	878.6	-39.0%
Bhandara	117.2	174.3	-32.8%	182.4	-35.8%
Durg	130.6	198.3	-34.1%	200.7	-34.9%
Jaora - Nayagaon	225.3	459.8	-51.0%	423.5	-46.8%
Sambalpur	107.3	171.4	-37.4%	172.8	-37.9%
<b>Sub-total</b>	<b>1,234.2</b>	<b>2,145.2</b>	<b>-42.5%</b>	<b>2,084.2</b>	<b>-40.8%</b>
<b>ABL BOT Projects</b>					
Wainganga Bridge	48.7	76.5	-36.3%	75.2	-35.2%
Katni Bypass	46.6	59.9	-22.2%	52.2	-10.7%
Others #	4.4	8.0	-45.1%	9.4	-53.3%
<b>Sub-total</b>	<b>99.7</b>	<b>144.4</b>	<b>-30.9%</b>	<b>136.8</b>	<b>-27.1%</b>
<b>Others (Fix Term Toll Collection Contract)</b>					
<b>Grand Total</b>	<b>1,333.9</b>	<b>2,289.6</b>	<b>-41.7%</b>	<b>2,221.0</b>	<b>-39.9%</b>

Notes:

- # -Pandarpur Bypass and Foot Over Bridges in Mumbai
- Katni project : Toll collection under High Court order for extension of period on account of claims, not recognized as Revenue
- \* Does not include Toll Loss of last 6 days amid lock down in March
- <sup>^</sup> Does not include Toll Loss of 19 days amid lock down in April
- Closed toll operation of Ahmedabad – Aurangabad project post completion of the concession period in March'20

# Toll collection: ACL projects

Figures in Rs Mn

Company	Ashoka Belgaum Dharwad Tollway Ltd.				Company	Ashoka Dhankuni Karagpur Tollway Ltd.			
Project	Belgaum Dharwad Project				Project	Dhankuni Karagpur Project			
Period	2018-19	2019-20	2020-21	% rise	Period	2018-19	2019-20	2020-21	% rise
April-June	229.9	236.8	117.6	-50.3%	April-June	892.5	904.5	536.2	-40.7%
July-Sept	217.0	212.5	-	-	July-Sept	887.9	915.1	-	-
Oct-Dec	233.1	234.0	-	-	Oct-Dec	866.8	906.6	-	-
Jan-Mar	234.6	226.2	-	-	Jan-Mar	883.8	878.6	-	-
	<b>914.6</b>	<b>909.5</b>	<b>117.6</b>	<b>-</b>		<b>3,531.0</b>	<b>3,604.8</b>	<b>536.2</b>	<b>-</b>

Company	Ashoka Highways (Bhandara) Ltd.				Company	Ashoka Highways (Durg) Ltd.			
Project	Bhandara Project				Project	Durg Project			
Period	2018-19	2019-20	2020-21	% rise	Period	2018-19	2019-20	2020-21	% rise
April-June	167.1	174.3	117.2	-32.8%	April-June	195.1	198.3	130.6	-34.1%
July-Sept	160.4	168.3	-	-	July-Sept	192.5	190.3	-	-
Oct-Dec	168.3	179.6	-	-	Oct-Dec	199.3	199.7	-	-
Jan-Mar	177.8	182.4	-	-	Jan-Mar	206.8	200.7	-	-
	<b>673.6</b>	<b>704.7</b>	<b>117.2</b>	<b>-</b>		<b>793.7</b>	<b>789.0</b>	<b>130.6</b>	<b>-</b>

# Toll collection: ACL projects

Company	Jaora - Nayagaon Toll Road Company Pvt Ltd.			
Project	Jaora – Nayagaon Road Project			
Period	2018-19	2019-20	2020-21	% rise
April-June	516.4	459.8	225.3	-51.0%
July-Sept	516.4	432.4	-	-
Oct-Dec	497.4	438.6	-	-
Jan-Mar	489.7	423.5	-	-
	<b>2,019.9</b>	<b>1,754.3</b>	<b>225.3</b>	<b>-</b>

	Ashoka Sambhalpur Bargarh Tollway Ltd.			
Project	Sambhalpur Bargarh Project			
Period	2018-19	2019-20	2020-21	% rise
April-June	179.6	171.4	107.3	-37.4%
July-Sept	173.0	165.9	-	-
Oct-Dec	181.0	164.2	-	-
Jan-Mar	183.9	172.8	-	-
	<b>717.5</b>	<b>674.3</b>	<b>107.3</b>	<b>-</b>

# Toll collection: ABL owned projects

Figures in Rs Mn

Company	Abhijeet Ashoka Infrastructure Pvt. Ltd.				Ashoka DSC Katni Bypass Road Ltd.			
Project	Wainganga Bridge				Katni Road Project			
Period	2018-19	2019-20	2020-21	% rise	2018-19	2019-20	2020-21	% rise
April-June	74.7	76.5	48.74	-36.3%	58.1	59.9	46.6	-22.2%
July-Sept	71.3	72.4	-	-	48.4	49.8	-	-
Oct-Dec	73.6	73.8	-	-	54.5	54.2	-	-
Jan-Mar	78.7	75.2	-	-	53.8	52.2	-	-
	<b>298.3</b>	<b>297.9</b>	<b>48.7</b>	<b>-</b>	<b>214.8</b>	<b>216.1</b>	<b>46.6</b>	<b>-</b>





**For further information, please contact:**

**Company :**



Ashoka Buildcon Ltd.

Mr. Paresh Mehta

[paresh.mehta@ashokabuildcon.com](mailto:paresh.mehta@ashokabuildcon.com)

CIN : L45200MH1993PLC071970

S. No. 861, Ashoka House, Ashoka Marg, Nashik - 422 011

Tel. No. 0253 - 6633705

[www.ashokabuildcon.com](http://www.ashokabuildcon.com)

**Investor Relations Advisors :**



Stellar IR Advisors Pvt. Ltd.

Mr. Gaurang Vasani / Ms. Hina Agarwal

[vgaurang@stellar-ir.com](mailto:vgaurang@stellar-ir.com) / [hina@stellar-ir.com](mailto:hina@stellar-ir.com)

CIN : U74900MH2014PTC259212

B-707, Kanakia Wall Street, Andheri (East), Mumbai 400 093

Tel. No. 022 6239 8019

[www.stellar-ir.com](http://www.stellar-ir.com)