



Date: - May 27, 2023

**Listing Department/ Department of Corporate Relations,
The Bombay Stock Exchange Limited,
Phiroze Jeejeebhoy Towers, Dalal Street,
Mumbai, Fax- 022-22722037/39/41/61/3121/22723719
Scrip Code: 532524**

**Listing Department
The National Stock Exchange of India Limited,
Exchange Plaza, C-1, Block G,
Bandra- Kurla Complex, Bandra (East),
Mumbai- 51, Fax- 022-26598237/38- 022-26598347/48
Company Code: PTC**

Sub: - Investor Presentation for Q4 & Year ended FY 23

Dear Sir,

Please find enclosed the Investor Presentation of PTC India Limited for the financial results declared for the quarter and year ending 31st March 2023.

You are requested to kindly take a note of the same.

Thanking you,

For and on behalf of PTC India Limited

**(Rajiv Maheshwari)
Company Secretary
FCS- 4998**

**RAJIV MAHESHWARI
Company Secretary
PTC India Limited
2nd Floor, NBCC Tower
15, Bhikaji Cama Place, New Delhi-110066**

Encl: as above

PTC India Limited

(Formerly known as Power Trading Corporation of India Limited)

CIN : L40105DL1999PLC099328

2nd Floor, NBCC Tower, 15 Bhikaji Cama Place New Delhi - 110 066 Tel: 011-41659138, Fax: 011-41659142



PTC INDIA LIMITED

INVESTOR PRESENTATION Q4FY23 & FY23



Financial Overview

Q4FY23 (Consolidated)



PBT (INR CRORES)

216



Q4FY22

171



Q4FY23

PAT (INR CRORES)

157



Q4FY22

129



Q4FY23

TOTAL COMPREHENSIVE INCOME (INR CRORES)

167



Q4FY22

149



Q4FY23

EARNINGS PER SHARE

5.01



Q4FY22

3.94



Q4FY23

Financial Overview FY23 (Consolidated)



PBT (INR CRORES)

745



FY22

680



FY23

PAT (INR CRORES)

552



FY22

507



FY23

TOTAL COMPREHENSIVE INCOME (INR CRORES)

571



FY22

527



FY23

EARNINGS PER SHARE

17.10



FY22

15.05



FY23

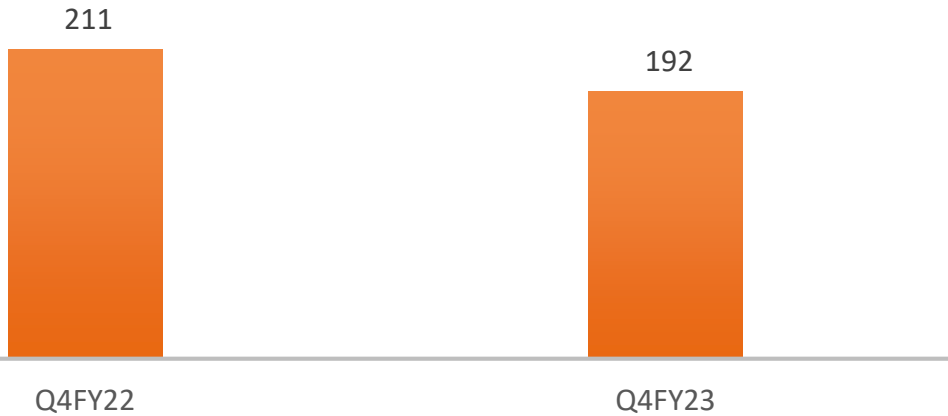
Financial Overview

Q4FY23 (Standalone)



Amount in ₹ Crores

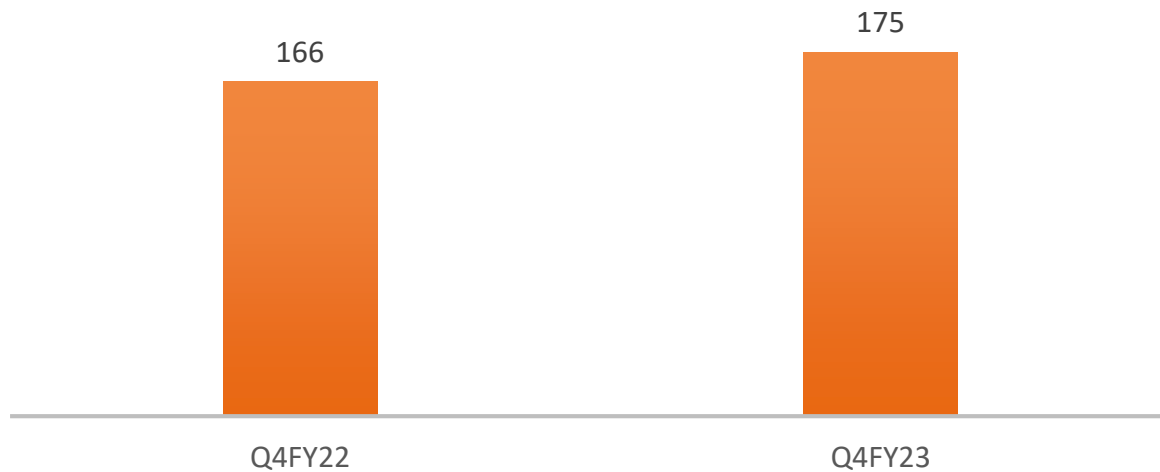
PBT (INR CRORES)



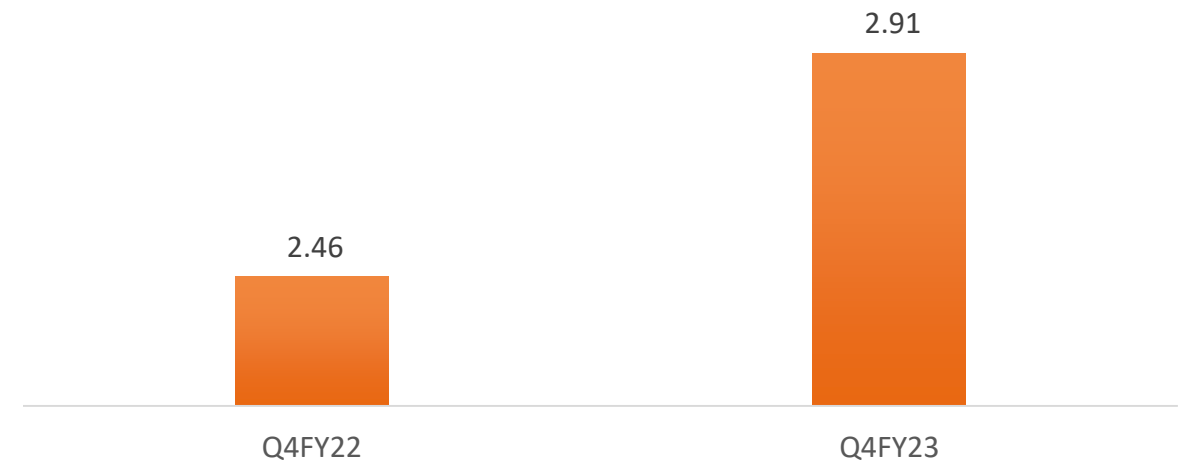
PAT (INR CRORES)



TOTAL COMPREHENSIVE INCOME (INR CRORES)

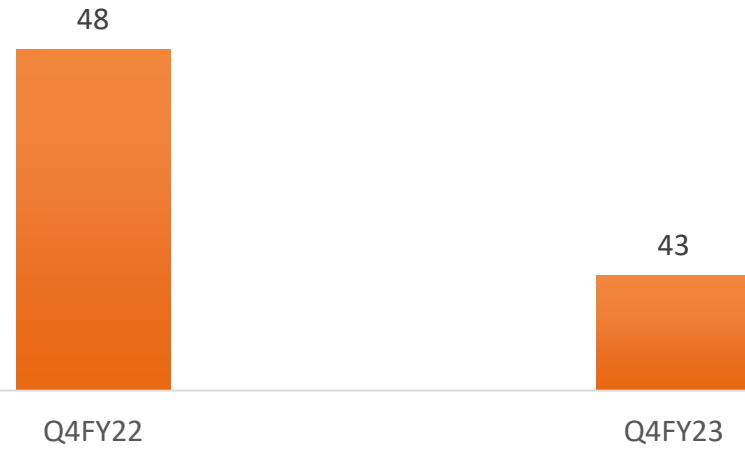


CORE MARGIN (PAISA / UNIT)

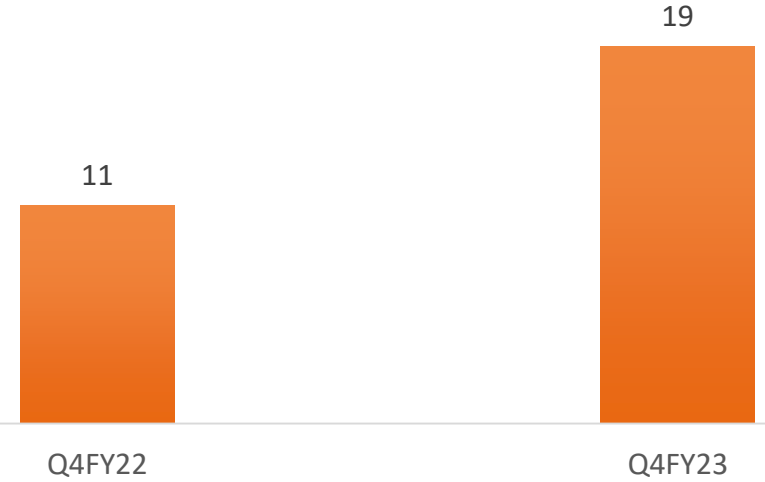


Amount in ₹ Crores


CORE OPERATING MARGIN



CONSULTING INCOME



NET SURCHARGE



NET REBATE



Amount in ₹ lakhs

TOTAL VOLUMES (MUS)

17,329



Q4FY22

16,390



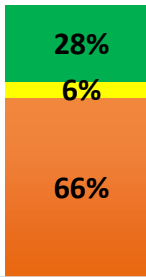
Q4FY23

VOLUME MIX

28%

6%

66%



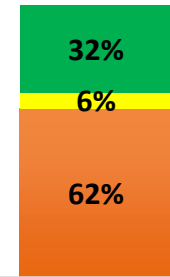
Q4FY22

Short Term Medium Term Long Term

32%

6%

62%



Q4FY23

SHORT TERM VOL IN MUS

11,372



Q4FY22

10,053



Q4FY23

LONG & MEDIUM IN MUS

5,957



Q4FY22

6,337



Q4FY23

Financial Overview FY23 (Standalone)



PBT (INR CRORES)

571



FY22

481



FY23

PAT (INR CRORES)

425



FY22

370



FY23

TOTAL COMPREHENSIVE INCOME (INR CRORES)

435.00



FY22

389.00



FY23

EARNINGS PER SHARE (INR CRORES)

14.35



FY22

12.49



FY23

CORE OPERATING MARGIN

247



FY22

226



FY23

CONSULTING INCOME

40



FY22

58



FY23

NET SURCHARGE

350



FY22

180



FY23

NET REBATE

107



FY22

109



FY23

Amount in ₹ Crores

TOTAL VOLUMES (MUS)

87,515



FY22

70,610



FY23

VOLUME MIX

35%

6%

59%

FY22

Short Term

35%

6%

59%

FY22

Medium Term

43%

4%

53%

FY23

Long Term

SHORT TERM VOL IN MUS

51,934



FY22

37,697



FY23

LONG & MEDIUM IN MUS

35,581



FY22

32,913



FY23

Financial Overview

P&L (Standalone & Consolidated)

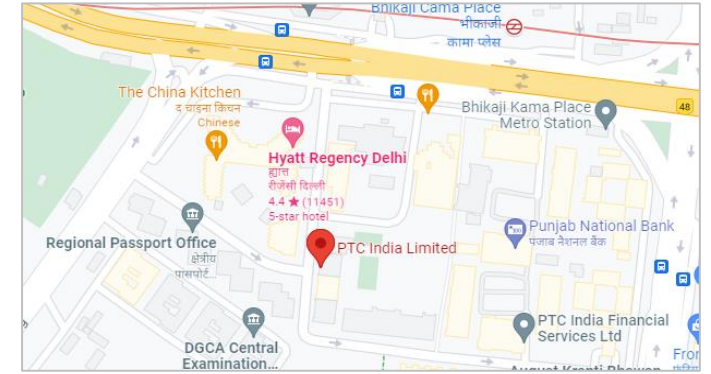


Particulars	Consolidated					
	Quarter Mar 2023	Quarter Dec 2022	Quarter Mar 2022	FY 2022-23	FY 2021-22	%
Revenue from operations						
Revenue from operations	3,49,617	3,01,644	2,82,539	15,49,205	16,27,925	-5%
Other operating revenue	12,878	12,241	27,609	47,855	57,714	-17%
Total revenue from operation	3,62,495	3,13,885	3,10,148	15,97,060	16,85,639	-5%
Other Income	1,807	806	556	3,191	2388	36%
Total Income	3,64,302	3,14,691	3,10,704	16,00,251	16,87,977	-5%
Expenses						
Purchases	3,19,954	2,73,955	2,50,624	14,18,920	14,78,491	-4%
Impairment of financial instrument	3,848	2,282	4,892	8,069	16,786	-52%
Operating expenses	2,367	1,948	6,057	17,799	15,302	16%
Employee benefit expenses	2,132	2,351	1,800	8,441	7,471	13%
Finance costs	13,800	15,034	18,186	59,962	75,147	-20%
Depreciation and amortization expenses	2,529	2,550	2,555	10,153	10,132	0%
Other expenses	2,565	2,266	4,943	8,643	10,102	-14%
Total expenses	3,47,195	3,00,386	2,89,057	15,31,987	16,13,431	-5%
Profit Before Share of Profit/(Loss) of Associates and Tax	17,107	14,305	21,647	68,264	74,546	-8%
Share of Profit / (Loss) of Associates	(2)	-123	(57)	(227)	-70	224%
Profit Before Tax	17,105	14,182	21,590	68,037	74,476	-9%
Tax expenses						
Current tax (including deferred tax)	4,171	3,734	5,879	17,322	15,304	-10%
Net Profit for the period	12,934	10,448	15,711	50,715	55,167	-8%
Total other comprehensive income, net of tax	1,982	-78	1,007	1,978	1,930	2%
Total comprehensive income for the period	14,916	10,370	16,718	52,693	57,097	-8%

Particulars	Standalone					
	Quarter Mar 2023	Quarter Dec 2022	Quarter Mar 2022	FY 2022-23	FY 2021-22	%
Revenue from operations						
Revenue from operations	3,27,669	2,80,899	2,57,277	14,52,357	15,13,103	-4%
Other operating revenue	10,390	7,890	25,835	36,387	49,236	-26%
Total revenue from operation	3,38,059	2,88,789	2,83,112	14,88,744	15,63,139	-5%
Other Income	1,104	599	222	2,213	623	255%
Total Income	3,39,163	2,89,388	2,83,334	14,90,957	15,63,762	-5%
Expenses						
Purchases	3,19,954	2,73,955	2,50,624	14,18,920	14,78,491	-4%
Operating expenses	1,299	819	4,852	13,462	11,037	22%
Employee benefit expenses	1,473	1721	1231	6,061	5207	16%
Finance costs	248	721	1256	2,892	3733	-23%
Depreciation and amortization expenses	111	91	107	386	374	3%
Other expenses	1,866	1562	4187	6,092	7,782	-22%
Total expenses	3,24,951	2,78,869	2,62,257	14,47,813	15,06,624	-4%
Profit before exceptional items and tax	14,212	10,519	21,077	43,144	57,138	-24%
Exceptional items	5,000	-	-	5,000	-	100%
Profit Before Tax	19,212	10,519	21,077	48,144	57,138	-16%
Tax expenses						
Current tax (including deferred tax)	3,678	2,727	5,488	11,170	14,657	-24%
Net Profit for the period	15,534	7,792	15,589	36,974	42,481	-13%
Total other comprehensive income, net of tax	1,967	-59	1,007	1,931	997	94%
Total comprehensive income for the period	17,501	7,733	16,596	38,905	43,478	-11%



Thank You



PTC India Limited
2nd Floor, NBCC Tower,
15 Bhikaji Cama Place, New Delhi – 110066

Tel. No. – +91-11-41659500, 41595100, 46484200

Fax No. – 91-11-41659144, 41659145

Email: varun@ptcindia.com



Abhilash Agrawal | Jaymeen Thakkar

Email: abhilash@s-ancial.com

jaymeen@s-ancial.com

Tel. No.: 7000923013 | 9967697743

S-Ancial Technologies Pvt. Ltd

(Investor Relations)

215, Shivshakti Industrial Estate, J.R Boricha Marg,
Lower Parel (E), Mumbai - 400011