

ZEAL AQUA LIMITED
CIN No: L05004GJ2009PLC056270



Date: 18/09/2021

To,
BSE Limited
Phiroze Jeejeebhoy Towers,
Dalal Street,
Mumbai- 400001

Script ID/ Code : ZEAL/539963

Subject : Disclosure of information pursuant to Regulation 30 of SEBI (Listing Obligations and Disclosure Requirements) Regulations, 2015

Dear Sir/Madam,

In compliance with Regulation 30 of SEBI (Listing Obligations and Disclosure Requirements) Regulations, 2015. Kindly find enclosed herewith a copy of Results presentation with respect to the Financial results for the Quarter ended 30th June, 2021 of the company.

Kindly take the above information on record and oblige.

Thanking you.

Yours Faithfully.

For **Zeal Aqua Limited**


Pradipkumar Ratilal Navik
Whole Time Director
DIN: 01067716





Zeal Aqua Limited

Investors
Presentation
June 2021



Safe Harbor



This presentation and the accompanying slides (the “Presentation”), which have been prepared by Zeal Aqua Ltd (the “Company”) solely for information purposes and do not constitute any offer, recommendation or invitation to purchase or subscribe for any securities, and shall not form the basis or be relied on in connection with any contract or binding commitment what so ever. No offering of securities of the Company will be made except by means of a statutory offering document containing detailed information about the Company.

This Presentation has been prepared by the Company based on information and data which the Company considers reliable, but the Company makes no representation or warranty, express or implied, whatsoever, and no reliance shall be placed on, the truth, accuracy, completeness, fairness and reasonableness of the contents of this Presentation. This Presentation may not be all inclusive and may not contain all of the information that you may consider material. Any liability in respect of the contents of, or any omission from, this Presentation is expressly excluded. All product names, logos, and brands are property of their respective owners. All company, product and service names used in this presentation are for identification purposes only. Use of these names, logos, and brands does not imply endorsement.

Certain matters discussed in this Presentation may contain statements regarding the Company’s market opportunity and business prospects that are individually and collectively forward-looking statements. Such forward-looking statements are not guarantees of future performance and are subject to known and unknown risks, uncertainties and assumptions that are difficult to predict. These risks and uncertainties include, but are not limited to, the performance of the Indian economy and of the economies of various international markets, the performance of the industry in India and world-wide, competition, the company’s ability to successfully implement its strategy, the Company’s future levels of growth and expansion, technological implementation, changes and advancements, changes in revenue, income or cash flows, the Company’s market preferences and its exposure to market risks, as well as other risks. The Company’s actual results, levels of activity, performance or achievements could differ materially and adversely from results expressed in or implied by this Presentation. The Company assumes no obligation to update any forward-looking information contained in this Presentation. Any forward-looking statements and projections made by third parties included in this Presentation are not adopted by the Company and the Company is not responsible for such third party statements and projections.

Table of Content



Company at Glance

Core Strength

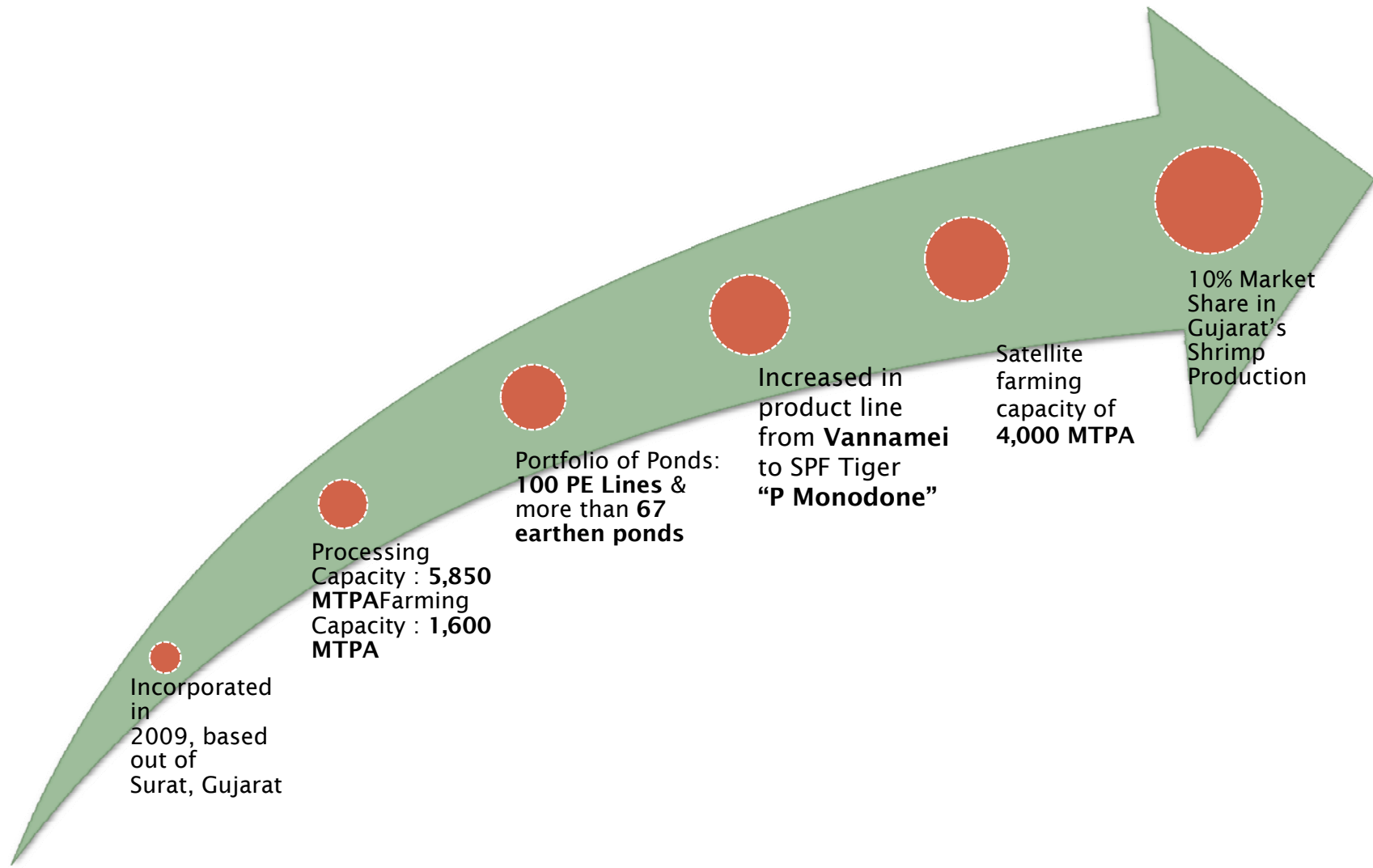
Overview of Business Segment

Financial Highlights





Company at Glance



CORE STRENGTHS

Prime Location

- Enormous areas of brackish water region and a 1,600 km long coastline ideal for aquaculture.
- Benefit of high tidal amplitude

Value Added Products

- Increasing geographic footprint by launching Shrimp brands in international markets
- 2 Shrimp brands in Japan i.e. "Navik" & "Patel"



Processing Unit

- Increased profitability and a major revenue generator
- Captive consumption of Farm produce shrimps
- Full utilization of Total Installed Capacity 5,850 MTPA in the coming years

Quality Product

- Bigger size
- Good Texture
- Better Flavour

Diversified Business Segments



Shrimp Feed and Medicine



Farming Shrimp



Frozen Shrimp

STATE OF ART FACILITY

Farms & Lab Test



Pre-Processing



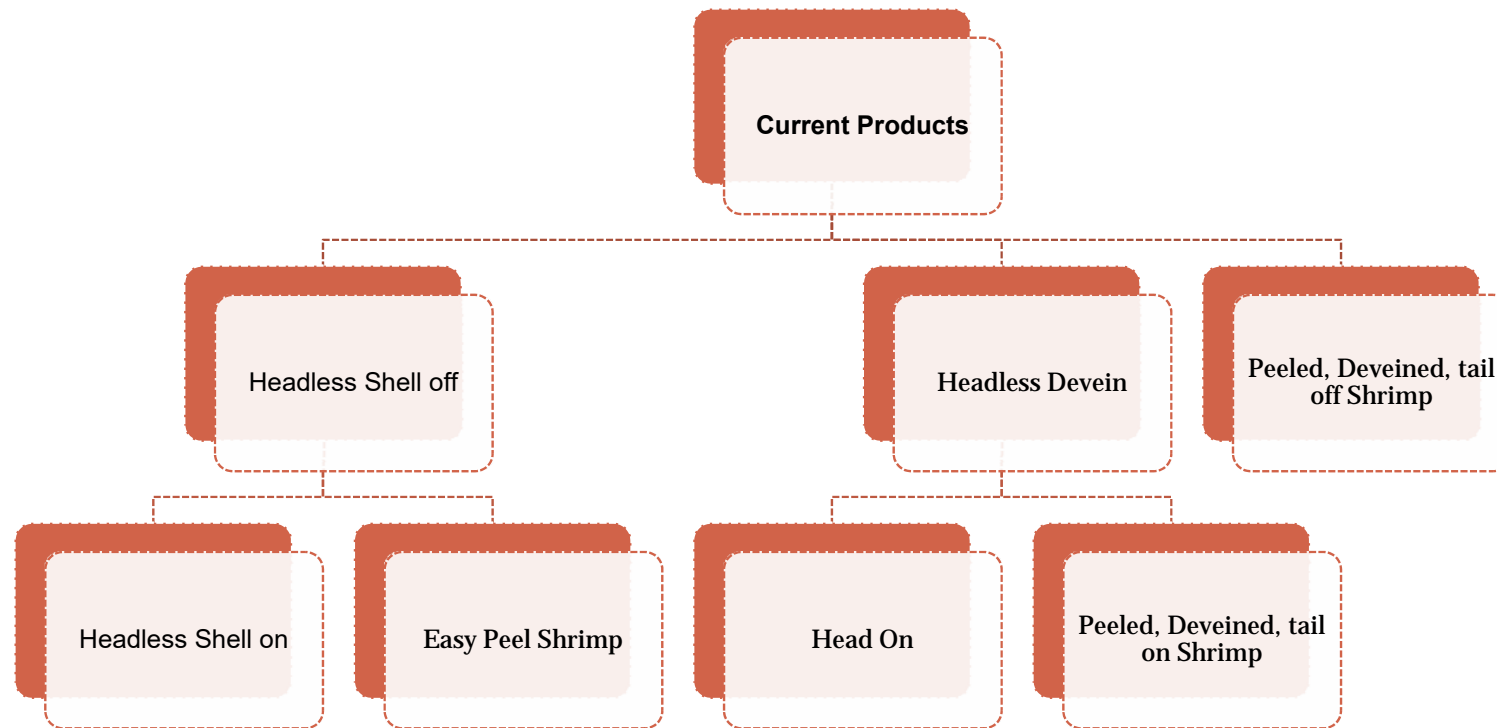
Processing & Value addition



NURSERY SHRIMP CULTURE



Product Diversification – Value Addition for Better Product Realization



OUR MANAGEMENT



Pradipkumar Navik
Whole Time Director

Promoter of the company with more than two decades of experience in Aquaculture. He looks after the day to day operations of the farming & trading business segment



Shantilal Patel
Managing Director

He is the Managing Director of the company. He has more than 15 years of experience in Aquaculture. He looks after the day to day operations of the farming & trading business segment



Rohan Navik
Whole Time Director

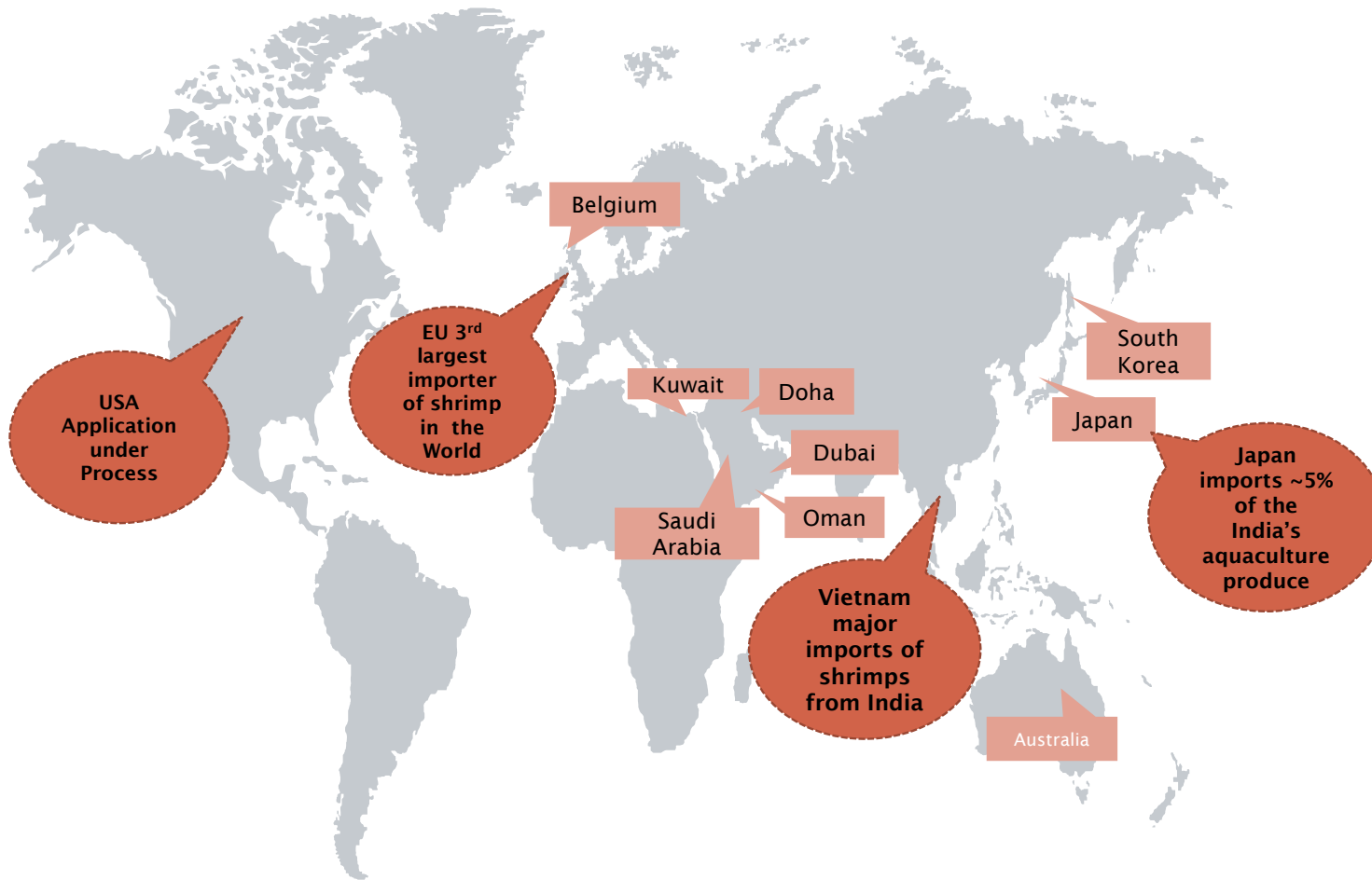
He is an MBA by qualification & Director of the company. He is responsible for end to end management of business engagements, planning, & managing the processing plant



Dhavalkumar Patel
Whole Time Director

He is a Commerce Graduate and has experience of more than 5 years in the field of aquaculture. He is actively involved in production at Company's processing plant.

GEOGRAPHICAL PRESENCE



CERTIFICATIONS



CERTIFICATE RECEIVED



Food Safety and standards
Authority of india

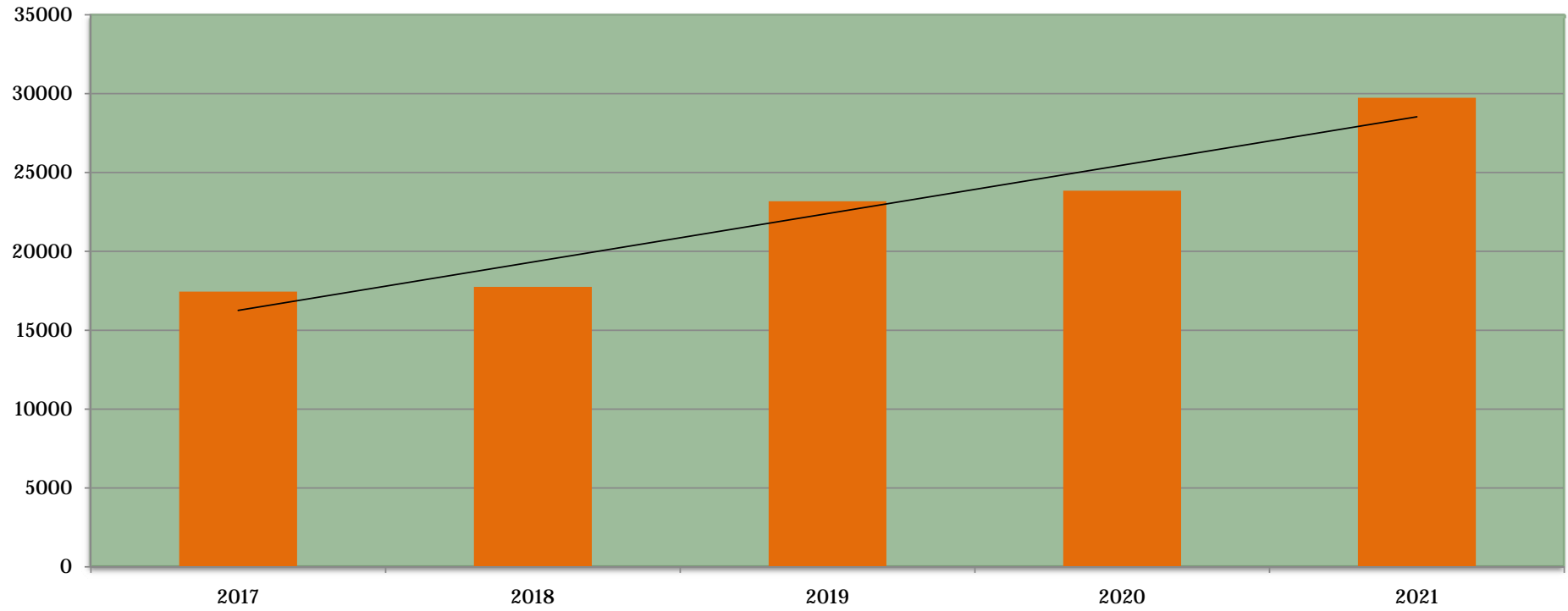
IN PROCESS





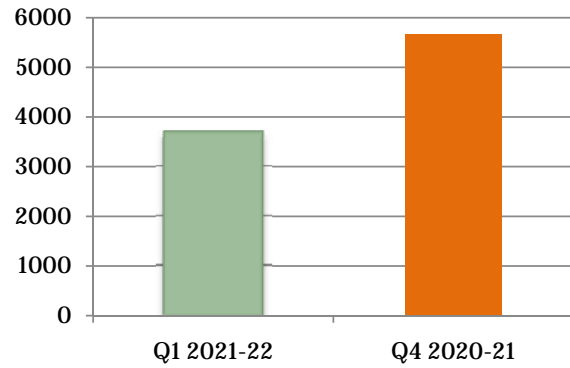
FINANCIAL HIGHLIGHTS

Sales (In Lakh)

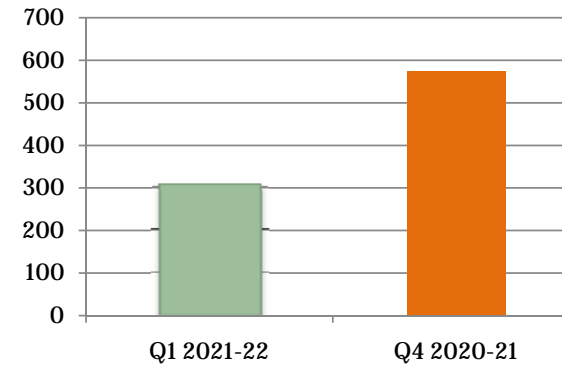


Q-o-Q

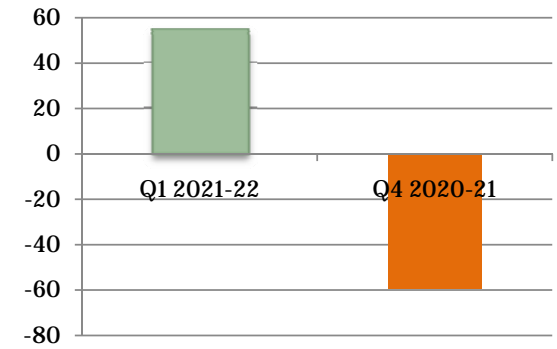
Operating Revenue



EBIT

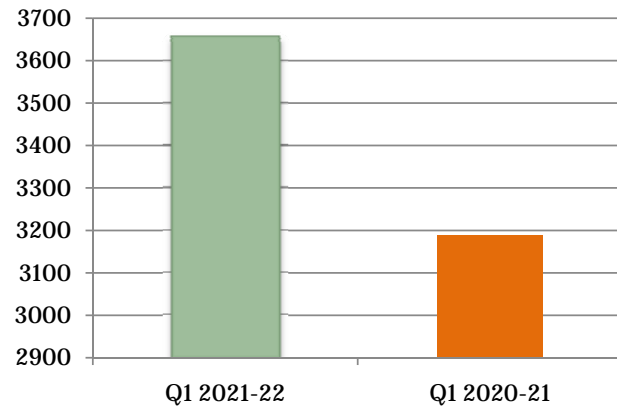


PAT

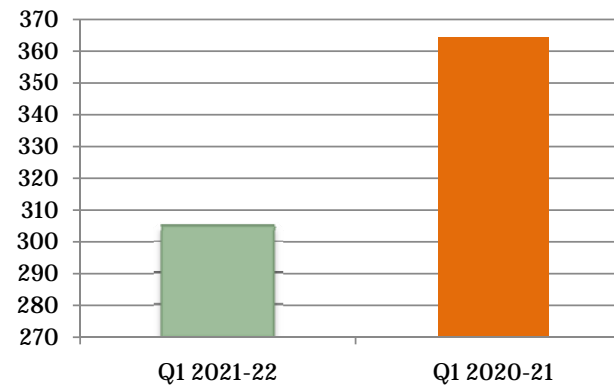


Y-o-Y

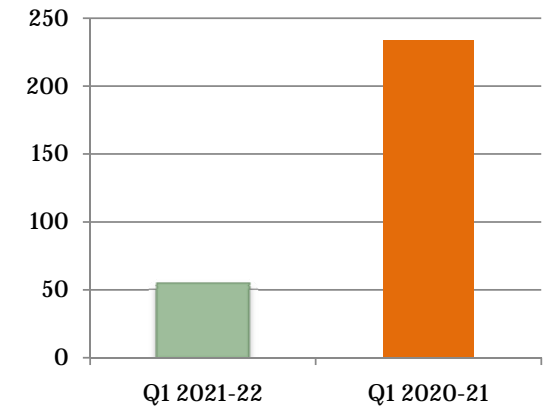
Operating Revenue



EBIT



PAT



*amounts in lakhs

Rs. (In Lakh)	Q1 2021-22	Q1 2020-21	Q1 2021-22	Q4 2020-21
Revenue	3655.265	3188.471	3655.265	5662.201
Other Income	193.768	153.728	193.768	108.902
Total income	3849.033	3342.199	3849.033	5771.103
Raw Material	2839.807	2212.562	2839.807	4143.824
Employee Cost	164.344	126.001	164.344	181.577
Other Cost	403.529	419.367	403.529	704.367
EBITDA	441.353	584.269	441.353	741.335
EBITDA Margin	12.07%	18.32%	12.07%	13.09%
Depreciation	136.782	219.98	136.782	167.954
EBIT	304.571	364.289	304.571	573.381
Finance Cost	250.575	130.423	250.575	553.685
PBT	53.996	233.866	53.996	19.696
Tax	0	0	0	78.988
PAT	53.996	233.866	53.996	-59.292
PAT margin	1.48%	7.33%	1.48%	-1.05%

Thank you



ZEAL AQUA LIMITED

CIN: L05004GJ2009PLC056270



Shailendra Patil / Priyanka Jain



At Olpad, GIDC, Pl. No. 4,5, Ta.
Olpad, Surat 394540 Gujarat



cs@zealaqua.com



www.zealaqua.com