

MSEL/SE/2020-21/56

9th February, 2021

The Manager
Listing Department
National Stock Exchange of
India Limited
'Exchange Plaza', C - 1,
Block G,
Bandra-Kurla Complex,
Bandra (E),
Mumbai 400051

The Manager
Listing Department
BSE Ltd.
1st Floor, New Trading Ring,
Rotunda Building
P.J. Towers, Dalal Street, Fort
Mumbai-400 001

The Secretary
The Calcutta Stock
Exchange Ltd.
7, Lyons Range
Kolkata 700 001

SYMBOL – MAGADSUGAR

STOCK CODE – 540650

SCRIP CODE - 23935


Dear Sirs/Madam,

Subject: Disclosure of information pursuant to Regulation 30 read with Part A of Schedule III of the SEBI (Listing Obligations and Disclosure Requirements) Regulations, 2015.

In compliance with Regulation 30 read with Part A of Schedule III of the SEBI (Listing Obligations and Disclosure Requirements) Regulations, 2015 and the Company's Code of Practices and Procedure for Fair Disclosure of Unpublished Price Sensitive Information, kindly find enclosed herewith a copy of the Investor Presentation with respect to the Financial Highlights of the third quarter ended 31st December, 2020 of the Company.

Please take the same on record.

Yours faithfully,
For Magadh Sugar & Energy Limited


S Subramanian
Company Secretary
FCS - 4974



Encl. as above.



K.K. BIRLA GROUP OF SUGAR COMPANIES



Magadh Sugar and Energy Limited

Result Presentation Q3/9M FY21

Agenda

Q3/9M FY21 - Quarter Highlights

Operational Highlights – Q3/9M FY21

Industry Scenario

Growth Strategy





Q3/9M FY21 Quarter Highlights

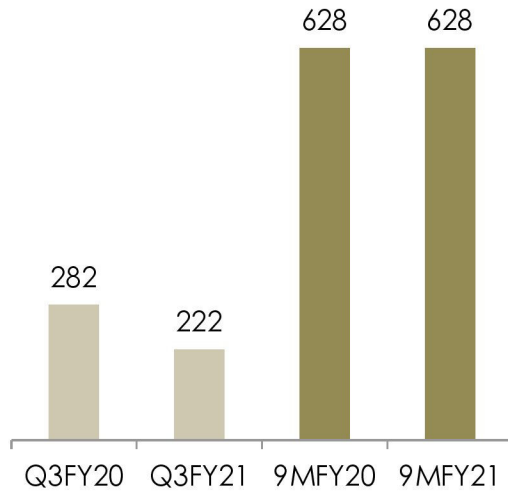
Business Updates Q3/9M FY21

- Sugar Stock as on 31st December 2020, **15.73 lakh quintals**
- Average realization in **Q3FY21 Rs. 32.96/- per quintal** against Q3FY20 Rs. 33.42/- per quintal
- Expansion of crushing capacity at Hasanpur sugar unit from 5,000 TCD **to 6,500 TCD** completed
- **Obtained Environmental Clearance Certificate** for our upcoming molasses-based Distillery at “Sidhwalia”
 - The capacity of proposed Distillery is **75 KLPD**; will aid the Company **to benefit from changing market dynamics** (increased government focus on ethanol)
- **Company's credit rating** has improved from **BBB+ to A-** for long-term bank facilities

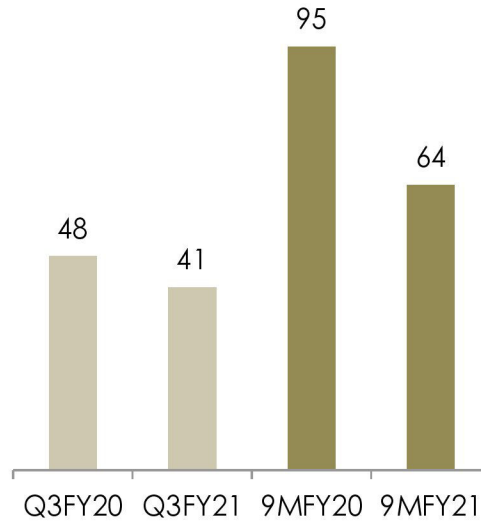
Stock Position (Qtls)	
Opening stock as on 30 th September 2020	14.92 Lakh
Production	6.39
Sold	5.58
Closing stock as on 31 st December 2020	15.73

Q3/9MFY21 Result Highlights

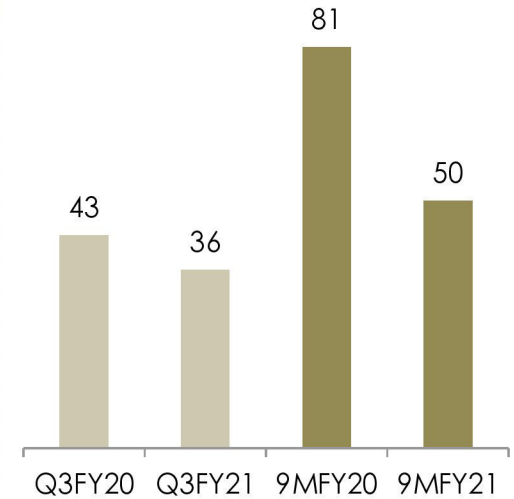
Total Income (Rs. Cr)



EBITDA (Rs. Cr)



PBIT (Rs. Cr)



Profitability Highlights

Rs. Crore	Q3FY21	Q3FY20	9MFY21	9MFY20
Total Income	222	282	628	628
Raw Material Cost	146	193	481	443
Employee Cost	12	12	33	33
Total Expenditure	23	29	50	57
EBITDA	41	48	64	95
Depreciation	5	5	14	14
PBIT	36	43	50	81
Interest	13	10	42	37
Profit Before Tax	23	32	8	45
Tax	8	12	3	16
Profit After Tax	15	20	5	29
EPS (Rs)	10.38	14.76	3.74	20.36



Operational Highlights – Q3/9M FY21

Sugar Segment Performance

	Segmental Revenues (Rs. lakhs)	PBIT (Rs. Lakhs)		
Q3FY21	20,331	1615		
Q3FY20	26741	2471		
9MFY21	57477	1635		
9MFY20	58432	5455		
	Sugarcane Crushed (lakh quintals)	Sugar Recovery (%)	Sugar Sold (Lakh quintals)	Average Realization (Rs. Per kg)
Q3FY21	66.54	10.02*	5.58	33.12
Q3FY20	69.31	10.95	7.33	33.24
9MFY21	79.80	10.25	16.10	32.96
9MFY20	90.86	10.85	16.28	33.42

* Lower due to B heavy Molasses at Narkatiaganj Unit.

Distillery Segment Performance

	Segmental Revenues (Rs. In lakhs)	PBIT (Rs. lakhs)	
Q3FY21	2791	1279	
Q3FY20	2097	836	
9MFY21	6781	2925	
9MFY20	4927	1992	
	Total Alcohol Production (Lakh litres) *	Total Alcohol Sales (Lac litres) *	Average Realization (Rs./litre) *
Q3FY21	56.22	55.74	50.68
Q3FY20	55.37	44.79	43.52
9MFY21	105.45	131.01	49.39
9MFY20	109.98	107.41	43.49

*including B heavy

Co-Generation Segment Performance

	Segmental Revenues (Rs. lakhs)	PBIT (Rs. lakhs)	
Q3FY21	2138	1047	
Q3FY20	2127	1129	
9MFY21	2720	948	
9MFY20	3424	1224	
	Power Generation (lakh units)	Power Sales (Lakh units)	Average Realization (Rs. Per Unit)
Q3FY21	268	174	5.23
Q3FY20	262	158	5.43
9MFY21	339	217	5.36
9MFY20	481	300	5.33



Company Overview

Company Overview

- **Incorporated in 1932 (Group in Sugar Business over 7 decades)**, consequent upon various schemes of merger and demerger this company formed in 2015
- Company's core business includes
 - **Sugar** and sugar products, **Spirits** and alcohol, **Co-Generation** of power
- Company has **3 sugar mills** with a combined crushing capacity of **19,000 TCD**
- Company has **1 distillery** at Narkatiaganj with a total capacity of **80 KLPD**
- Cogeneration facility generate **38 MW power**
- Company is located **in Bihar**
- Narkatiaganj plant of the company showed **highest recovery in Bihar**

Region	Plant (Bihar)	Capacity
Pashchim Champaran	New Swadeshi Sugar Mills	7,500 TCD
	New Swadeshi Distillery	80 KLPD
	New Swadeshi Co-generation	10 MW
Gopalganj	Bharat Sugar Mills	5,000 TCD
	Bharat Co-generation	18 MW
Samastipur	Hasanpur Sugar Mills	6,500 TCD
	Hasanpur Co-generation	10 MW



Industry Overview

Sugar Industry Updates

As per recent report, world sugar production in SS 20-21 is expected to increase by 10% y-o-y to 181.9 mln tonnes, mainly driven by the expected increase in production in Brazil & India by 32% and 13% y-o-y respectively

Global Consumption is expected to increase by 2.1% y-o-y to 173.8 mln tonnes in SS 2020-21. Consumption is forecasted to recover slowly, due to the impact of the coronavirus on economies of different countries

Sugar Production in SS 2020-21: ISMA lowered its total sugar production estimates by 8 lakh tonne to 30.2 million tons for SS 2020-21; estimated sugar production is after consideration the sugar diversion for production of Ethanol using B heavy molasses / juice / syrup. Increase in sugar production is primarily driven by increase in cane availability in Maharashtra & Karnataka in SS 2020-21

Total Acreage under sugarcane: As per industry estimates, the total acreage under sugarcane in the country is estimated to be around 52.68 lakh hectares in SS 2020-21, which is about 9% higher than SS 2019-20 sugarcane area of around 48.41 lakh hectares

Sugar Industry Updates

Sugar Output (Oct-Jan 2021): Sugar production is at 17.68 million tons for Oct – Jan 2021, an increase of 25.37% on y-o-y basis.

Sugar Consumption in SS 2020-21: ISMA expect domestic sugar consumption to be at 26 million tons. SS 2020-21, Sugar opening stock is at 10.7 million tons after considering the Domestic consumption, exports (6 million tons) and production (30.2 million tons), the closing stock on 30th September, 2021 is expected to be much lower at around 8.9 million tons

Export Subsidy: The Government has announced an export subsidy of Rs. 3,500 crores on export of upto 6 million tonne of sugar limited to Maximum Admissible Export Quota (MAEQ) allocated to sugar mills for sugar season 2020-21; export subsidy is lower by ~44% on y-o-y basis

FRP: Fair and Remunerative Price (FRP) for sugar season 2020-21 has been increased by Rs.10/Qtl to Rs. 285 per quintal linked to a basic recovery rate of 10%; providing a premium of Rs. 2.85 per quintal for every 0.1% increase in recovery above that level

MSP: The government has announced increased the minimum selling price (MSP) of sugar from Rs 31 per kg to Rs. 33 per kg has yet not been made effective; awaiting for the approval from the cabinet

Government Initiatives to aid Ethanol Production

Ethanol Price revision : CCEA has raised base prices of Ethanol derived out of B heavy molasses by Rs. 3.34/ltr to Rs. 57.61/ltr, C heavy molasses by Rs. 1.94/ltr to Rs. 45.69/ltr and Sugarcane juice by Rs. 3.17/ltr to Rs. 62.65/ltr for supply period from '1st December 2020 to 30th November 2021'

Ethanol Supply target of 363 crore ltrs for ESY 2021 – The Government has fixed state-wise production targets to ensure 85% utilization of the existing capacities i.e. 427 crore ltrs

Interest Subvention Scheme: The Government has announced interest subvention loans for augmentation of distillery capacities. The financial assistance is extended for 5 years on the loan availed from banks @ 6% per annum or 50% of the rate of interest charged by banks whichever is lower for enhancement of ethanol distillation capacity or to set up distilleries for producing 1st Generation ethanol from feed stocks or converting molasses-based distilleries to dual feedstock

Increase of Import Duty on Ethyl Alcohol: The Government propose to increase import duty on denatured ethyl alcohol to 5% from the current 2.5% which in-turn will aid the demand for domestic molasses and alcohol

20% Ethanol Blending by 2025 – Government is targeting to achieve ethanol blending of 20% by 2025; this would support sugar sector by resolving the problem of excess sugar production and would translate to improved realization of sugar mills

Disclaimer

This presentation and the accompanying slides (the "Presentation"), which have been prepared by Magadh Sugar & Energy Limited (the "Company"), have been prepared solely for information purposes and do not constitute any offer, recommendation or invitation to purchase or subscribe for any securities, and shall not form the basis or be relied on in connection with any contract or binding commitment whatsoever. No offering of securities of the Company will be made except by means of a statutory offering document containing detailed information about the Company.

This Presentation has been prepared by the Company based on information and data which the Company considers reliable, but the Company makes no representation or warranty, express or implied, whatsoever, and no reliance shall be placed on, the truth, accuracy, completeness, fairness and reasonableness of the contents of this Presentation. This Presentation may not be all inclusive and may not contain all of the information that you may consider material. Any liability in respect of the contents of, or any omission from, this Presentation is expressly excluded.

Certain matters discussed in this Presentation may contain statements regarding the Company's market opportunity and business prospects that are individually and collectively forward-looking statements. Such forward-looking statements are not guarantees of future performance and are subject to known and unknown risks, uncertainties and assumptions that are difficult to predict. These risks and uncertainties include, but are not limited to, the performance of the Indian economy and of the economies of various international markets, the performance of the industry in India and world-wide, competition, the company's ability to successfully implement its strategy, the Company's future levels of growth and expansion, technological implementation, changes and advancements, changes in revenue, income or cash flows, the Company's market preferences and its exposure to market risks, as well as other risks. The Company's actual results, levels of activity, performance or achievements could differ materially and adversely from results expressed in or implied by this Presentation. The Company assumes no obligation to update any forward-looking information contained in this Presentation. Any forward-looking statements and projections made by third parties included in this Presentation are not adopted by the Company and the Company is not responsible for such third party statements and projections.

Let's Connect



Mr. Dilip Patodia / Mr. Sunil Choraria
dilip.patodia@birla-sugar.com / sunil@birla-sugar.com

9/1, R.N. Mukherjee Road, Kolkata



Ms. Pooja Sharma / Ms. Hina Agarwal
pooja.sharma@stellar-ir.com / hina@stellar-ir.com

B-707, Kanakia Wallstreet, Andheri (East), Mumbai