

MSEL/SE/2021-22/45

February 4, 2022

The Manager
Listing Department
National Stock Exchange of India Limited
'Exchange Plaza', C - 1, Block G,
Bandra-Kurla Complex,
Bandra (E),
Mumbai 400051

The Manager
Listing Department
BSE Ltd.
1st Floor, New Trading Ring,
Rotunda Building
P.J. Towers, Dalal Street, Fort
Mumbai-400 001

SYMBOL – MAGADSUGAR

STOCK CODE – 540650

Dear Sirs


Sub: Disclosure of information pursuant to Regulation 30 read with Part A of Schedule III of the SEBI (Listing Obligations and Disclosure Requirements) Regulations, 2015.

In compliance with Regulation 30 read with Part A of Schedule III of the SEBI (Listing Obligations and Disclosure Requirements) Regulations, 2015 and the Company's Code of Practices and Procedure for Fair Disclosure of Unpublished Price Sensitive Information, kindly find enclosed herewith a copy of the Investor Presentation with respect to the Financial Highlights of the Company for the third quarter ended 31st December, 2021.

Please take the same on record.

Thanking you,

Yours faithfully,
For Magadh Sugar & Energy Limited


S Subramanian
Company Secretary
FCS - 4974



Encl – as above



K.K. BIRLA GROUP OF SUGAR COMPANIES

Corporate Office: 5th Floor, Birla Building, 9/1 R. N. Mukherjee Road, Kolkata 700 001

Phone: +91 33 2243 0497 / 8, 2248 7068, 7185 3000, 4082 3700 • Email: birlasugar@birla-sugar.com

Regd Office: P.O. Hargaon, Dist. Sitapur, U.P., PIN 261 121 • Website : www.birla-sugar.com • CIN: L15122UP2015PLC069632

Magadh Sugar and Energy Limited

Creating Capabilities – Spurring Future Growth



Commenced Operations at Sidhwalia Distillery



Commenced
Operations on 1st
February 2022



Capacity
70 KLPD



Will enhance the
operational
profitability





Agenda

- **Q3FY22 Highlights**
- **Segmental Performance**
- **Company Overview**
- **Industry Updates**



Q3FY22 Highlights

Business Updates Q3FY22

- Sidhwalia Distillery have successfully commenced production from 1/2/2022
- Sugar Stock as on 31st December 2021, **8.76 lakh quintals (15.73 Lakh quintals on 31st Dec 2020)**
- Average domestic sales realization
 - **Q3FY22 Rs. 3,703/- per quintal** against Q3FY21 Rs. 3,312/- per quintal
 - **9MFY22 Rs. 3,514/- per quintal** against 9MFY21 Rs. 3,296/- per quintal
- India Ratings and Research has assigned Magadh Sugar Long term Issuer Rating of “IND A”; with **Stable Outlook**
- Details of Stock Position mentioned below :-

Stock Position (Lakh Qtls)	Quarter ended 31/12/2021
Opening stock (1/10/21)	7.59
Production	5.79
Sold	4.62*
Closing stock as on 31st December 2021	8.76

*Including Export of 0.42 lac quintals

Focus on Strengthening the Balance Sheet

- Details of Outstanding position

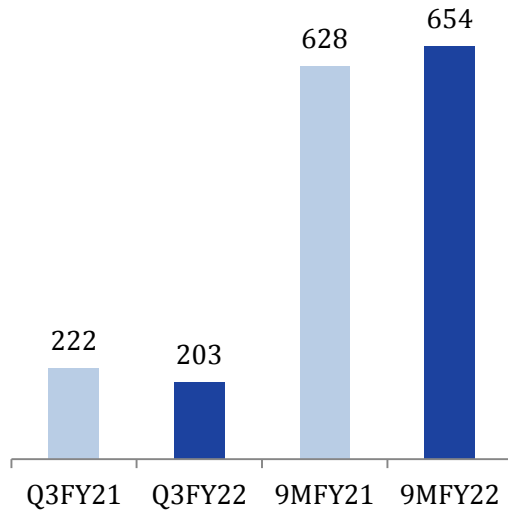
Particulars (Rs. In Crores)	Dec' 2021	Dec'20	March'21
Term Loan	193*	131	122
Cash Credit	233	384	415
Total Debt	426	515	537
Cane Dues & Other Payables	59	163	165
Total Outside Liability	485	678	702

*Includes New Term loan availed of Rs. 101.5 crores for Distillery project at Sidhwalia, under Interest Subvention Scheme

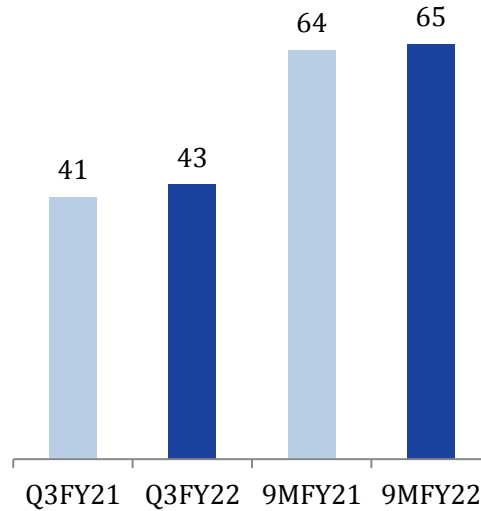
- Reduction in Total Outside Liability to Rs. 485 crores from Rs. 678 crores against last year.
- Focus on Debt reduction exercise by liquidating stock, will further strengthen balance sheet and Ratio parameters in coming quarters.

Q3/9MFY21 Result Highlights

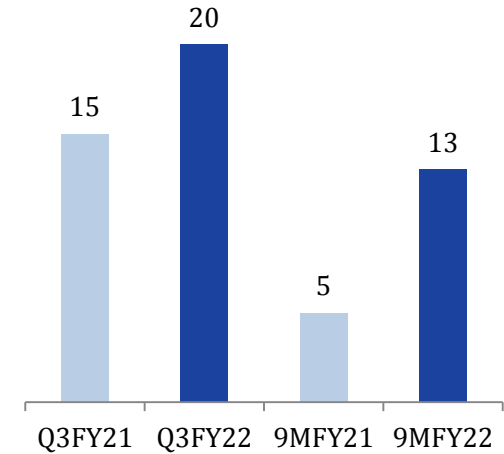
Total Income(Rs. Cr)



EBITDA (Rs. Cr)



PAT (Rs. Cr)



Profitability Highlights

Rs. Crore	Q3FY22	Q3FY21	9MFY22	9MFY21
Total Income	203	222	654	628
Raw Material Cost	129	146	512	481
Employee Cost	13	12	34	33
Other Expenditure	18	23	43	50
EBITDA	43	41	65	64
Depreciation	5	5	15	14
PBIT	38	36	50	50
Interest	7	13	29	42
Profit Before Tax	31	23	21	8
Tax	11	8	8	3
Profit After Tax	20	15	13	5
EPS (Rs) *	14.18	10.38	9.23	3.74

* Not Annualised



Segmental Performance

Sugar Segment Performance

	Segmental Revenues (Rs. lakhs)	PBIT (Rs. Lakhs)		
Q3FY22	20,274	2,617		
Q3FY21	20,331	1,615		
9MFY22	60,839	1,356		
9MFY21	57,477	1,635		
	Sugarcane Crushed (lakh quintals)	Sugar Recovery (%)	Sugar Sold (Lakh quintals)	Average Domestic Realization (Rs. Per kg)
Q3FY22	62.45	9.70*	4.62**	37.03
Q3FY21	66.54	10.02	5.58	33.12
9MFY22	62.45	9.71*	16.06 [#]	35.14
9MFY21	79.80	10.25	16.10	32.96

*Only B-heavy molasses

*Including Export of 1.45 lac quintal

** Including Export of 0.42 lac quintal

Distillery Segment Performance

	Segmental Revenues (Rs. In lakhs)	PBIT (Rs. lakhs)
Q3FY22	2,169	284
Q3FY21	2,791	1,279
9MFY22	7,735	3,122
9MFY21	6,781	2,925
	Total Alcohol Production (Lakh litres)	Total Alcohol Sales (Lac litres)
Q3FY22	52.02	40.90
Q3FY21	56.22	55.74
9MFY22	126.06	137.50
9MFY21	105.45	130.57

Co-Generation Segment Performance

	Segmental Revenues (Rs. lakhs)	PBIT (Rs. lakhs)	
Q3FY22	2189	922	
Q3FY21	2,138	1,047	
9MFY22	2406	668	
9MFY21	2,720	948	
	Power Generation (lakh units)	Power Sales (Lakh units)	Average Realization (Rs. Per Unit)
Q3FY22	248	145	5.15
Q3FY21	268	174	5.14
9MFY22	287	178	5.35
9MFY21	339	217	5.36



Company Overview

Company Overview

- **Incorporated in 1932 (Group in Sugar Business over 7 decades)**, pursuant to the scheme of merger and demerger this company formed in 2015
- Company’s core business includes
 - **Sugar** and sugar products, **Spirits** and alcohol, **Co-Generation** of power
- Company has **3 sugar mills** with a combined crushing capacity of **19,000 TCD**
- Company has **2 distillers** with a total capacity of **150 KLPD**
- Cogeneration facility generate **38 MW power**
- Company is located **in Bihar**

Region	Plant (Bihar)	Capacity
Pashchim Champaran	New Swadeshi Sugar Mills	7,500 TCD
	New Swadeshi Distillery	80 KLPD
	New Swadeshi Co-generation	10 MW
Gopalganj	Bharat Sugar Mills	5,000 TCD
	Sidhwalia Distillery	70 KLPD
	Bharat Co-generation	18 MW
Samastipur	Hasanpur Sugar Mills	6,500 TCD
	Hasanpur Co-generation	10 MW



Industry Overview

Global Sugar Industry Updates

World Sugar Balance as per ISO states that, world production estimates as on (October/September) stood at 170.47 mln tonnes; World Consumption to slightly increase to 173.03 mln tonnes. End stocks to decline by 3.6% to clock at 93.25 mln tonnes.

Thai sugar market is eyeing a return to strength in 2022 after two consecutive years of drought, but is likely to face logistical challenges in securing freight to export its surplus supply to buyers in the region as well as competition from India and Brazil.

Brazil's Total cane crop is estimated at ~550 million mt on the current crop 2021-22. Translating to total sugar production of 33.7 million mt by March 31, 2022.

Asian industrial and beverage grade ethanol import prices are expected to rise in 2022 as key exporter Brazil sees higher domestic prices and strong sugar prices.

Domestic Sugar Industry Updates (1/2)

Sugar production (31st Dec 2021): 115.55 lac tons of sugar, as compared to 110.74 lac tons in Dec 2020.

State-wise production (31st Dec 2021): Maharashtra produced 45.77 lac tons as against 39.86 lac tons last year; Uttar Pradesh produced 30.90 lac tons against 33.66 lac tons of sugar; Karnataka produced 25.65 lac tons against 24.16 lac tons

Sugar Sales: Total sugar sales in the current season upto November, 2021 was ~ 47.50 lac tons against domestic sales quota of 46.50 lac tons given by the Govt; against ~45.61 lac tons as against sales quota of 45.50 lac tons during last year.

Domestic sugar prices: have remained range-bound between INR 34.5 – 36.5/kg since the season began and are higher YoY (+4% to 10% YoY since 1st Oct'21).

Sugar mills in Bihar have hiked the state agreed price (SAP) on all **sugarcane varieties by ₹13 to ₹20** as compared to the last year's procurement rates. Farmers would be paid ₹315 per quintal for general variety.

Domestic Quota: Govt fixes 2.15mn tonnes monthly sugar quota for domestic sale in January 2022 with extension of unsold quota of December 2021.

Domestic Sugar Industry Updates (2/2)

Fresh export contracts: slowed due to fall in global sugar prices. In the first 2 months of the season, Sugar mills have exported 0.65mnt of sugar compared to 0.3mnt in corresponding period in 2020-21. Sugar mills have contracted for exports of 3.7mnt.

The ex-mill price for Ethanol revised upward by the govt. at Rs 46.7/ltr from C-heavy molasses, Rs 59.08/ltr from B-molasses route and Rs 63.45/ ltr from Sugarcane juice/ sugar/ sugar syrup route.

Ethanol Blending: Ethanol blending in petrol has risen to 8.1% in FY21, up from 5% in previous year.

Ethanol Capacity: The molasses-based ethanol production facility has risen from 228 crore litres per annum in FY17 to 520 crore litres FY22.

Govt of India in its recent Budget has announced that the unblended fuel will **attract additional excise duty of Rs. 2 per liter from 1st Oct 2022.**

Let's Connect



Mr. Dilip Patodia / Mr. Sudershan Bajaj

dilip.patodia@birla-sugar.com / sudershan.bajaj@birla-sugar.com

9/1, R.N. Mukherjee Road, Kolkata



Ms. Pooja Sharma / Mr. Abhishek Bhatt

pooja.sharma@stellar-ir.com / abhishek@stellar-ir.com

B-612A, Kanakia Wallstreet, Andheri (East), Mumbai