

Ref: SK/CHN/2022-23/E38

November 10, 2022

National Stock Exchange of India Limited Capital Market – Listing, Exchange Plaza, 5th Floor, Plot No. C/1 G Block, Bandra – Kurla Complex, Bandra (E), Mumbai 400 051	BSE Limited 25th Floor, Phiroze Jeejeebhoy Towers Dalal Street, Fort Mumbai 400001
EQ-SECURKLOUD – ISIN – INE650K01021	Scrip code: 512161 – ISIN – INE650K01021

Dear Sir/ Madam,

Subject: Outcome of Board Meeting

Pursuant to Regulation 30 and 33 of SEBI (LODR) Regulations, 2015, we wish to inform you that the Board of Directors met today, i.e., Thursday, November 10, 2022 and approved the unaudited financial results (standalone and consolidated) along with the limited review report from the Statutory Auditors for the quarter and half year ended September 30, 2022.

Further, we would like to inform that the financial results will be published in the newspaper in compliance with Regulation 47 of SEBI (LODR) Regulations, 2015. The financial results will also be available on the website of the Company – www.securekloud.com

The Board Meeting commenced at 9.30 am and concluded at 10.40 am.

Enclosed:

1. Copy of unaudited financial statements (standalone and consolidated) for the quarter and half year ended September 30, 2022.
2. Limited Review Report from the Statutory Auditors for the quarter and half year ended September 30, 2022.
3. Press Release about the above financial results being released for publication
4. Earnings Presentation

This is for your information and records.

Thanking you,

Yours Truly

For SecureKloud Technologies Limited



Roshini Selvakumar
Company Secretary and Compliance Officer





K. GOPAL RAO & CO.,
Chartered Accountants
GSTIN: 33AAGFK3782M1ZZ


Independent Auditor's Review Report on the Quarterly and Year to date Unaudited Standalone Financial Results

Review Report to
The Board of Directors
SecureKloud Technologies Limited
(Formerly known as 8K Miles Software Services Limited)

1. We have reviewed the accompanying Statement of Unaudited Standalone Financial Results of **SecureKloud Technologies Limited**, formerly known as 8K Miles Software Services Limited ("the Company"), for the quarter and half year ended September 30, 2022 ("the Statement"), being submitted by the Company pursuant to the requirement of Regulation 33 of the SEBI (Listing Obligations and Disclosure Requirements) Regulations, 2015 as amended ("Listing Regulations") read with SEBI Circular No. CIR/CFD/CMDI/44/2019 dated March 29, 2019 ("the Circular").
2. This Statement, which is the responsibility of the Company's management and approved by the Board of Directors, has been prepared in accordance with the recognition and measurement principles laid down in Indian Accounting Standard 34 - Interim Financial Reporting ("Ind AS 34") prescribed under Section 133 of the Companies Act, 2013 read with relevant rules issued thereunder and other accounting principles generally accepted in India. Our responsibility is to express a conclusion on the Statement based on our review.
3. Our responsibility is to issue a report on the Statement based on our review. We conducted our review of the Statement in accordance with the Standard on Review Engagements (SRE) 2410 'Review of Interim Financial Information Performed by the Independent Auditor of the Entity', issued by the Institute of Chartered Accountants of India. This Standard requires that we plan and perform the review to obtain moderate assurance as to whether the Statement is free of material misstatement. A review of interim financial information consists of making inquiries, primarily of persons responsible for financial and accounting matters, and applying analytical and other review procedures. A review is substantially less in scope than an audit conducted in accordance with Standards on Auditing and consequently does not enable us to obtain assurance that we would become aware of all significant matters that might be identified in an audit. Accordingly, we do not express an audit opinion.
4. The Company received an Interim Order cum Show Cause Notice from SEBI dated August 04, 2022 regarding certain complaints alleging inter-alia financial mis-reporting/ irregularities. The Company submitted its response, and the personal hearing has been concluded. The final order from SEBI is awaited. Our opinion is not modified in this matter.
5. Based on our review conducted as above, nothing has come to our attention that causes us to believe that the accompanying statement of unaudited financial results, prepared in accordance with the recognition and measurement principles laid down in the aforesaid Indian Accounting Standard and other accounting principles generally accepted in India, has not disclosed the information required to be disclosed in terms of Regulation 33 of the SEBI (Listing Obligations and Disclosure Requirements) Regulations, 2015, as amended, including the manner in which it is to be disclosed, or that it contains any material misstatement.

For **K. Gopal Rao & Co.**
Chartered Accountants
FRN: 000956S




CA Gopal Krishna Raju
Partner
Membership No: 205929
UDIN: 22205929BCRPBM8559

Place: Chennai
Date: November 10, 2022

Branches :

- ❖ Bengaluru
- ❖ Mumbai
- ❖ Coimbatore
- ❖ Tiruchirappalli
- ❖ Hyderabad
- ❖ Tiruvallur
- ❖ Madurai

Registered Office :

21, Moosa Street, T.Nagar, Chennai - 600 017.
☎ 044-4552 2032 / 2434 3639 / 4212 8955 / 2434 2563
(M) 98400 53053 / 98400 63269 / 98408 73269
🌐 www.kgrca.in ✉ gkr@kgrca.in

Second Office :

2, South Dhandapani Street, Meena Arcade,
Ground Floor, Off: Burkit Road, T.Nagar, Chennai - 600 017.
☎ 044 - 4212 9770 / 4212 8955 ✉ kgcras@gmail.com
✉ gkr@icai.org, gopalkrishnarajuca@gmail.com

SECUREKLOUD TECHNOLOGIES LIMITED

(formerly 8K Miles Software Services Limited)


(CIN: L72300TN1993PLC101852)

Registered Office: No.37 & 38, ASV Ramana Towers, 5th Floor, Venkat Narayana Road, T.Nagar, Chennai 600017

Statement of unaudited Standalone Financial Results for the quarter and half year ended September 30, 2022

(₹ in lakhs except EPS)

S.No.	Particulars	Quarter ended			Half year ended		Year ended
		September 30, 2022	June 30, 2022	September 30, 2021	September 30, 2022	September 30, 2021	March 31, 2022
		Unaudited	Unaudited	Unaudited	Unaudited	Unaudited	Audited
1	Income						
	a) Revenue from operations	1,426.27	1,456.20	953.74	2,882.47	1,965.70	4,423.02
	b) Other income (including foreign exchange gain/ (loss))	79.48	80.15	4.82	159.63	41.23	83.41
	Total income	1,505.75	1,536.35	958.56	3,042.10	2,006.93	4,506.43
2	Expenses						
	a) Employee benefits expense	1,086.37	1,103.51	756.49	2,189.88	1,532.93	3,543.02
	b) Finance costs	127.79	139.34	181.32	267.13	460.55	806.19
	c) Depreciation and amortization expense	66.73	65.67	14.99	132.40	27.10	117.35
	d) Other expenses	226.24	162.17	114.06	388.41	214.49	542.75
	Total expenses	1,507.13	1,470.69	1,066.86	2,977.82	2,235.07	5,009.31
3	Profit/ (loss) before exceptional items and tax (1-2)	(1.38)	65.66	(108.30)	64.28	(228.14)	(502.88)
4	Exceptional items	-	-	-	-	-	-
5	Profit/ (loss) before tax (3-4)	(1.38)	65.66	(108.30)	64.28	(228.14)	(502.88)
6	Tax expense						
	- Current tax	(0.74)	28.68	-	27.94	1.25	-
	- Tax related to previous period	-	-	-	-	97.84	76.37
	- Deferred tax	13.05	(3.10)	(7.76)	9.95	(13.41)	(20.87)
7	Net profit/ (loss) for the period (5-6)	(13.69)	40.08	(100.54)	26.39	(313.82)	(558.38)
8	Other comprehensive income/ (loss)						
	Items that will not be reclassified to the statement of profit and Loss						
	(a) Actuarial gain/ (loss) on defined benefit obligation	6.81	-	(26.33)	6.81	(26.33)	(25.00)
	(b) Income tax relating to items that will not be reclassified to the statement of profit or loss	4.57	-	-	4.57	-	(1.67)
	Total other comprehensive income/ (loss) (net of tax)	11.38	-	(26.33)	11.38	(26.33)	(26.67)
9	Total comprehensive income/ (loss) for the period (7+8)	(2.31)	40.08	(126.87)	37.77	(340.15)	(585.05)
10	Paid-up equity share capital (Face value of INR 5/- each)	1,670.53	1,670.53	1,525.88	1,670.53	1,525.88	1,609.28
	Weighted average number of equity shares for the purpose of calculating Basic EPS	3,30,49,403	3,26,84,231	3,05,17,605	3,30,49,403	3,05,17,605	3,10,18,865
	Weighted average number of equity shares for the purpose of calculating Diluted EPS	3,34,10,605	3,50,17,605	3,50,17,605	3,34,10,605	3,50,17,605	3,50,17,605
	Reserves (Other Equity)						8,443.92
11	Earnings per equity share (EPS) [Face value of INR 5/- each]						
	(a) Basic EPS (INR)	(0.04)	0.12	(0.33)	0.08	(1.03)	(1.80)
	(b) Diluted EPS (INR)	(0.04)	0.11	(0.29)	0.08	(0.90)	(1.59)
		[not annualised]	[not annualised]	[not annualised]	[not annualised]	[not annualised]	[Annualised]



SECUREKLOUD TECHNOLOGIES LIMITED

(formerly 8K Miles Software Services Limited)

(CIN: L72300TN1993PLC101852)

Registered Office: No.37 & 38, ASV Ramana Towers, 5th Floor, Venkat Narayana Road, T.Nagar, Chennai 600017



Statement of unaudited Standalone Financial Results for the quarter and half year ended September 30, 2022

Notes:

- 1 The above standalone financial results for the quarter/half year ended September 30, 2022 have been reviewed by the Audit Committee and approved by the Board of Directors in its meeting held on November 10, 2022 in line with Regulation 33 of the SEBI (Listing Obligations and Disclosure Requirements) Regulations 2015. The Statutory auditors of the Company has issued an unmodified review opinion on the financial results for the quarter/half year ended September 30, 2022. The report of the statutory auditors is being filed with the National Stock Exchange of India Limited ('NSE') and BSE Ltd ('BSE') and is also available on the Company's website. The standalone financial results have been prepared in accordance with applicable Indian Accounting Standards as prescribed under Section 133 of the Companies Act, 2013 read with Rule 3 of the Companies (Indian Accounting Standards) Rules 2015, as amended, from time to time.
- 2 The Company operates in a single segment, i.e., "Information And Technology Services" and hence, does not have any additional disclosures to be made under Ind AS 108 - Operating Segments.
- 3 The Company allotted 45,00,000 (Forty five Lakhs) convertible warrants of INR 100/- each to Mr Suresh Venkatachari, Promoter and CEO of the Company on March 17, 2021 on receipt of an upfront payment INR 11,25,00,000/- (Rupees Eleven Crores Twenty-Five Lakhs Only) equal to 25% of the total consideration as per the terms of preferential issue in compliance with Chapter V of SEBI (Issue of Capital & Disclosure Requirements) Regulations, 2018 and Section 42 & 62 of the Companies Act, 2013 and rules made thereunder as amended from time to time. The Company has considered equivalent shares of 45,00,000 (Forty five Lakhs) for the purpose of diluted EPS upto the period ended June 30, 2022 and 28,93,000 shares (Twenty eight lakhs ninety three thousand) for the period ended September 30, 2022 as per IND AS 33. During the half year ended September 30, 2022, the Company has allotted 12,25,000 equity shares to Mr Suresh Venkatachari, as partial conversion of warrants. Since, the remaining warrants were not exercised before September 16, 2022 the Company has forfeited the same and created capital reserve to the extent of application money received INR 4,01,75,000 from the erstwhile upfront payment.
- 4 The Company received an Interim Order cum Show Cause Notice from SEBI dated August 04, 2022 regarding certain complaints alleging inter-alia financial mis-reporting/ irregularities. The Company submitted its response, and the personal hearing has been concluded. The final order from SEBI is awaited.
- 5 During the half year ended September 30, 2022, the Company has repaid promoter's loan amounting to INR 990.89 lakhs, reducing the principal repayable as of September 30, 2022 to INR 3,137.61 lakhs.
- 6 The Code on Social Security, 2020 ('Code') relating to employee benefits, during employment and post employment benefits, has received Presidential assent in September 2020. This Code has been published in the Gazette of India. However, the effective date from which the changes are applicable is yet to be notified/ issued. The Company will evaluate the impact of the Code and will give appropriate impact in the financial results in the period in which the Code becomes effective and the related rules are published.
- 7 The figures in the previous period financial results have been reclassified to conform to the presentation of the current quarter financial results. These reclassifications have no effect on the previously reported net loss/profit.

Place : Chennai

Date: November 10, 2022



By Order of the Board
For SecureKloud Technologies Limited

Thyagarajan R

Whole-time Director & Chief Financial Officer

DIN: 00942326

SECUREKLOUD TECHNOLOGIES LIMITED

(formerly 8K Miles Software Services Limited)

(CIN: L72300TN1993PLC101852)

Registered Office: No.37 & 38, ASV Ramana Towers, 5th Floor, Venkat Narayana Road, T.Nagar Chennai Chennai TN 600017

Unaudited Standalone Balance Sheet as at September 30, 2022

(₹ in lakhs)

Particulars	As at September 30, 2022	As at March 31, 2022
	Unaudited	Audited
A ASSETS		
I Non-current assets		
Property, plant and equipment	281.61	260.19
Right-of-use assets	479.21	556.45
Financial assets		
(i) Investments	14,026.54	14,026.54
(ii) Loans	73.72	82.56
Non - Current tax assets (net)	2.95	4.27
Deferred tax assets (Net)	74.29	79.67
Total non-current assets	14,938.32	15,009.68
II Current Assets		
Financial assets		
(i) Trade receivables	1,974.49	1,363.28
(ii) Cash and cash equivalents	22.90	14.16
(iii) Other financial assets	141.43	635.87
Other current assets	68.33	61.79
Current tax assets (net)	269.63	242.44
Total current assets	2,476.78	2,317.54
Total Assets (I+II)	17,415.10	17,327.22
B EQUITY AND LIABILITIES		
III Equity		
Equity share capital	1,670.53	1,609.28
Other equity	9,339.20	8,443.92
Total Equity	11,009.73	10,053.20
IV Non-current liabilities		
Financial liabilities		
(i) Borrowings	3,381.83	4,449.38
(ii) Lease Liabilities	358.77	426.15
Provisions	168.84	157.22
Total non-current liabilities	3,909.44	5,032.75
V Current liabilities		
Financial liabilities		
(i) Borrowings	1,576.05	1,285.56
(ii) Trade payables		
(a) Total outstanding dues of micro enterprises and small enterprises	16.21	18.85
(b) Total outstanding dues of creditors other than micro enterprises and small enterprises	169.21	134.96
(iii) Lease liabilities	131.73	125.85
(iv) Other financial liabilities	25.58	32.05
Provisions	54.61	72.01
Other current liabilities	522.54	571.99
Total Current Liabilities	2,495.93	2,241.27
Total Equity and Liabilities (III+IV+V)	17,415.10	17,327.22

By Order of the Board
For SecureKloud Technologies Limited



Thyagarajan R
Whole-time Director & Chief Financial Officer
DIN: 00942326



Place : Chennai
Date: November 10, 2022

SECUREKLOUD TECHNOLOGIES LIMITED

(formerly 8K Miles Software Services Limited)

(CIN: L72300TN1993PLC101852)


Registered Office: No.37 & 38, ASV Ramana Towers, 5th Floor, Venkat Narayana Road, T.Nagar Chennai Chennai TN 600017

Unaudited Standalone Cash Flow Statement for the half year ended September 30, 2022

(₹ in lakhs)

Particulars	For the period ended September 30, 2022 (Unaudited)	For the year ended March 31, 2022 (audited)
I. Cash flow from operating activities		
Profit/(Loss) for the period/year	26.39	(558.38)
<i>Adjustments for:</i>		
Tax expenses	37.89	55.50
Finance costs	267.13	806.19
Depreciation and Amortisation Expense	132.40	117.35
Loss on Sale of Property, Plant and Equipment (Net)	(0.85)	12.53
Income on deposits and loans	(2.16)	(2.50)
Decrease / (Increase) in Deferred Tax Asset	5.38	-
Net Unrealised Exchange Gain	(67.06)	(14.49)
Operating (loss) / profit before working capital and other changes	399.12	416.20
<i>Adjustments for (increase)/decrease in operating assets:</i>		
Trade receivables	(544.14)	1,317.50
Other non current financial assets	8.84	(9.19)
Other non current assets	1.32	(4.27)
Other current financial assets	494.44	(635.54)
Other current assets	(6.54)	(45.73)
<i>Adjustments for increase/(decrease) in operating liabilities:</i>		
Trade payables	31.61	58.98
Provisions (non-current)	11.62	52.30
Provisions (current)	(17.40)	29.90
Other current financial liabilities	-	-
Other current liabilities	(49.45)	373.37
Cash generated from / (used in) operations	329.42	1,553.52
Net income tax paid (including interest paid there on)	(55.12)	(121.36)
Net cash flow from operating activities (A)	274.30	1,432.16
II. Cash flow from investing activities		
Capital Expenditure on Property, Plant and Equipment	(76.58)	(242.83)
Proceeds from Sale of Property, Plant and Equipment	0.85	-
Investment made during the period/year	-	(299.96)
Interest Received on Fixed Deposits	0.52	1.28
Net cash flow used in investing activities (B)	(75.21)	(541.51)
III. Cash flow from financing activities		
Proceeds from issue of Equity Shares/Warrants (including premium)	918.75	1,251.00
Borrowings taken during the period/year	-	148.00
Payment of lease liabilities (Net)	(61.49)	(35.58)
Borrowings repaid during the period/year	(777.06)	(1,665.66)
Finance costs paid	(270.55)	(918.71)
Net cash flow from financing activities (C)	(190.35)	(1,220.95)
Net Increase / (Decrease) in Cash and Cash Equivalents (A) + (B) + (C)	8.74	(330.30)
Cash and cash equivalents at the beginning of the period/ year	14.16	344.46
Cash and cash equivalents at the end of the period/ year	22.90	14.16

Place : Chennai
Date: November 10, 2022



**By Order of the Board
For SecureKloud Technologies Limited**

Thyagarajan R

Thyagarajan R
Whole-time Director & Chief Financial Officer
DIN: 00942326



Independent Auditor's Review Report on the Quarterly and Year to date Unaudited Consolidated Financial Results

Review Report to
The Board of Directors
SecureKloud Technologies Limited
(Formerly known as 8K Miles Software Services Limited)

1. We have reviewed the accompanying Statement of Unaudited Consolidated Financial Results of SecureKloud Technologies Limited, formerly known as 8K Miles Software Services Limited ("the Parent") and its subsidiaries (together referred to as "the Group") for the quarter and half year ended September 30, 2022 (the "Statement") attached herewith being submitted by the Parent Company pursuant to the requirements of Regulations 33 of the SEBI (Listing, Obligations and Disclosure requirements) Regulations, 2015 as amended ("Listing Regulations") read with SEBI Circular No. CIR/CFD/CMDI/44/2019 dated March 29, 2019 ("the Circular").
2. This Statement, which is the responsibility of the Parent Company's Management and approved by the Parent Company's Board of Directors, has been prepared in accordance with the recognition and measurement principles laid down in Indian Accounting Standard 34 - Interim Financial Reporting ("Ind AS 34") prescribed under Section 133 of the Companies Act, 2013 read with relevant rules issued thereunder and other accounting principles generally accepted in India. Our responsibility is to express a conclusion on the Statement based on our review.
3. We conducted our review of the Statement in accordance with the Standard on Review Engagements (SRE) 2410 "Review of Interim Financial Information Performed by the Independent Auditor of the Entity", issued by the Institute of Chartered Accountants of India. A review of interim financial information consists of making inquiries, primarily of persons responsible for financial and accounting matters, and applying analytical and other review procedures. A review is substantially less in scope than an audit conducted in accordance with Standards on Auditing and consequently does not enable us to obtain assurance that we would become aware of all significant matters that might be identified in an audit. Accordingly, we do not express an audit opinion. We have also performed procedures in accordance with the circular issued by the SEBI under Regulation 33(8) of the SEBI (Listing Obligations and Disclosure Requirements) Regulations, 2015, as amended, to the extent applicable.
4. The Statement includes the results of the following entities:

S.No.	Name of the Company	Relationship with the Parent Company
1	SecureKloud Technologies Inc, USA (Formerly known as 8K Miles Software Services Inc., USA)	Subsidiary
2	SecureKloud Technologies Inc., Canada	Step down subsidiary
3	Nexage Technologies Inc, USA	Step down subsidiary
4	Healthcare Triangle Inc, USA	Step down subsidiary
5	Devcool Inc., USA	Step down subsidiary
6	Blockedge Technologies Inc, USA (Formerly known as 8K Miles Health Cloud Inc, USA)	Subsidiary
7	Mentor Minds Solutions & Services Inc, USA	Subsidiary
8	Healthcare Triangle Pvt Limited, India	Subsidiary



Branches :

- ❖ Bengaluru
- ❖ Coimbatore
- ❖ Hyderabad
- ❖ Madurai
- ❖ Mumbai
- ❖ Tiruchirappalli
- ❖ Tiruvallur

Registered Office :

1
21, Moosa Street, T.Nagar, Chennai - 600 017.
☎ 044-4552 2032 / 2434 3639 / 4212 8955 / 2434 2563
(M) 98400 53053 / 98400 63269 / 98408 73269
🌐 www.kgrca.in ✉ gkr@kgrca.in

Second Office :

2, South Dhandapani Street, Meena Arcade,
Ground Floor, Off: Burkit Road, T.Nagar, Chennai - 600 017.
☎ 044 - 4212 9770 / 4212 8955 ✉ kgrcas@gmail.com
✉ gkr@icai.org, gopalkrishnarajuca@gmail.com




K. GOPAL RAO & CO.,
Chartered Accountants
GSTIN: 33AAGFK3782M1ZZ

5. **Emphasis of Matter:**
We draw your attention to the cash losses incurred by the Group amounting to INR 3,442 lakhs during the half year ended September 30, 2022. Our opinion is not modified in this matter.
6. Based on our review conducted and procedures performed as stated in paragraph 3 above, nothing has come to our attention that causes us to believe that the accompanying statement, prepared in accordance with the recognition and measurement principles laid down in the aforesaid Indian Accounting Standard and other accounting principles generally accepted in India, has not disclosed the information required to be disclosed in terms of Regulation 33 of the SEBI (Listing Obligations and Disclosure Requirements) Regulations, 2015, as amended, including the manner in which it is to be disclosed, or that it contains any material misstatement.

For **K. Gopal Rao & Co.**
Chartered Accountants
FRN: 000956S




CA Gopal Krishna Raju
Partner
Membership No: 205929
UDIN: 22205929BCRPDJ5828

Place: Chennai
Date: November 10, 2022

Branches :

- ❖ Bengaluru
- ❖ Coimbatore
- ❖ Hyderabad
- ❖ Madurai
- ❖ Mumbai
- ❖ Tiruchirappalli
- ❖ Tiruvallur

Registered Office :

21, Moosa Street, T.Nagar, Chennai - 600 017.
☎ 044-4552 2032 / 2434 3639 / 4212 8955 / 2434 2563
(M) 98400 53053 / 98400 63269 / 98408 73269
🌐 www.kgrca.in ✉ gkr@kgrca.in

2

Second Office :

2, South Dhandapani Street, Meena Arcade,
Ground Floor, Off: Burkit Road, T.Nagar, Chennai - 600 017.
☎ 044 - 4212 9770 / 4212 8955 ✉ kgrcas@gmail.com
✉ gkr@icai.org, gopalkrishnarajuca@gmail.com


SECUREKLOUD TECHNOLOGIES LIMITED
(formerly 8K Miles Software Services Limited)
(CIN: L72300TN1993PLC101852)

Registered Office: No.37 & 38, ASV Ramana Towers, 5th Floor, Venkat Narayana Road, T.Nagar, Chennai - 600017

Statement of unaudited Consolidated Financial Results for the quarter and half year ended September 30, 2022

(₹ in lakhs except EPS)

S.No.	Particulars	Quarter ended			Half year ended		Year ended
		September 30, 2022	June 30, 2022	September 30, 2021	September 30, 2022	September 30, 2021	March 31, 2022
		Unaudited	Unaudited	Unaudited	Unaudited	Unaudited	Audited
1	Income						
	a) Revenue from operations	11,995.14	11,031.24	8,714.19	23,026.38	17,740.05	37,940.18
	b) Other income	66.00	95.86	14.16	161.86	50.12	102.62
	Total income	12,061.14	11,127.10	8,728.35	23,188.24	17,790.17	38,042.80
2	Expenses						
	a) Employee benefits expense	9,926.78	9,983.77	6,492.07	19,910.55	12,564.56	33,777.42
	b) Finance costs	241.05	243.53	310.42	484.58	715.24	1,195.52
	c) Depreciation and amortization expense	440.43	438.93	162.12	879.36	369.72	1,140.89
	d) Other expenses	3,665.75	2,466.79	4,167.10	6,132.54	7,607.29	12,454.53
	Total expenses	14,274.01	13,133.02	11,131.71	27,407.03	21,256.81	48,568.36
3	Profit/ (loss) before exceptional items and tax (1-2)	(2,212.87)	(2,005.92)	(2,403.36)	(4,218.79)	(3,466.64)	(10,525.56)
4	Exceptional items	-	-	-	-	-	-
5	Profit/ (loss) before tax (3-4)	(2,212.87)	(2,005.92)	(2,403.36)	(4,218.79)	(3,466.64)	(10,525.56)
6	Tax expense						
	- Current tax	61.10	31.39	3.77	92.49	5.56	29.06
	- Tax related to previous period	-	-	-	-	97.84	97.84
	- Deferred tax	13.05	(3.10)	(7.77)	9.95	(844.08)	(860.87)
7	Net profit/ (loss) after tax for the period (5-6)	(2,287.02)	(2,034.21)	(2,399.36)	(4,321.23)	(2,725.96)	(9,791.59)
8	Other comprehensive income/ (loss)						
	Items that will not be reclassified to the statement of profit and Loss						
	(a) Remeasurement of the defined benefit plans	6.81	-	(26.33)	6.81	(26.33)	(25.00)
	(b) Income tax relating to items that will not be reclassified to the statement of profit or loss	4.57	-	-	4.57	-	(1.67)
	Total other comprehensive income/ (loss) (net of tax)	11.38	-	(26.33)	11.38	(26.33)	(26.67)
9	Total comprehensive income/ (loss) for the period (7+8)	(2,275.64)	(2,034.21)	(2,425.69)	(4,309.85)	(2,752.29)	(9,818.26)
10	Profit/ (loss) attributable to:						
	Owners of the company	(1,550.50)	(1,357.88)	(1,486.64)	(2,908.38)	(1,710.84)	(6,626.08)
	Non-controlling Interest	(736.51)	(676.34)	(912.72)	(1,412.85)	(1,015.12)	(3,165.51)
11	Other comprehensive income/ (loss) attributable to:						
	Owners of the company	11.38	-	(26.33)	11.38	(26.33)	(26.67)
	Non-controlling Interest	-	-	-	-	-	-
12	Total comprehensive income/ (loss) attributable to:						
	Owners of the company	(1,539.12)	(1,357.88)	(1,512.97)	(2,897.00)	(1,737.17)	(6,652.75)
	Non-controlling Interest	(736.51)	(676.34)	(912.72)	(1,412.85)	(1,015.12)	(3,165.51)
13	Paid-up equity share capital [Face value of INR 5/- each]	1,670.53	1,670.53	1,525.88	1,670.53	1,525.88	1,609.28
	Number of equity shares	3,30,49,403	3,26,84,231	3,05,17,605	3,30,49,403	3,05,17,605	3,10,18,865
	Weighted average number of equity shares	3,34,10,605	3,50,17,605	3,50,17,605	3,34,10,605	3,50,17,605	3,50,17,605
	Reserves (Other Equity) - excluding any revaluation reserve						9,121.10
14	Earnings per equity share (EPS) [Face value of INR 5/- each]						
	(a) Basic (INR)	(4.65)	(4.15)	(4.87)	(8.80)	(5.60)	(21.36)
	(b) Diluted (INR)	(4.82)	(3.88)	(4.25)	(8.70)	(4.89)	(18.92)
		[not annualised]	[not annualised]	[not annualised]	[not annualised]	[not annualised]	[annualised]



SECURECLOUD TECHNOLOGIES LIMITED
(formerly 8K Miles Software Services Limited)
(CIN: L72300TN1993PLC101852)

Registered Office: No.37 & 38, ASV Ramana Towers, 5th Floor, Venkat Narayana Road, T.Nagar, Chennai - 600017

Statement of unaudited Consolidated Financial Results for the quarter and half year ended September 30, 2022

Notes

- 1 The above unaudited consolidated financial results for the quarter and half year ended September 30, 2022 were reviewed by the audit committee and approved by the Board of Directors in its meeting held on November 10, 2022 in line with Regulation 33 of the SEBI (Listing Obligations and Disclosure Requirements) Regulations 2015. The Statutory auditors of the company have carried out a limited review of the above unaudited consolidated financial results and have issued an unmodified review opinion on the same in accordance with SEBI Circular No.CIR/CFD/CMD1/44/2019 dated March 29, 2019. The review report of the statutory auditors is being filed with the National Stock Exchange of India Limited ('NSE') and BSE Ltd ('BSE') and is also available on the Company's website. The Consolidated financial results have been prepared in accordance with applicable Indian Accounting Standards as prescribed under Section 133 of the Companies Act, 2013 read with Rule 3 of the Companies (Indian Accounting Standards) Rules 2015, as amended, from time to time.
- 2 The Company operates in a single segment, i.e., "Information And Technology Services" and hence, does not have any additional disclosures to be made under Ind AS 108 - Operating Segments.
- 3 The Company allotted 45,00,000 (Forty five Lakhs) convertible warrants of INR 100/- each to Mr Suresh Venkatachari, Promoter and CEO of the Company on March 17, 2021 on receipt of an upfront payment INR 11,25,00,000/- (Rupees Eleven Crores Twenty-Five Lakhs Only) equal to 25% of the total consideration as per the terms of preferential issue in compliance with Chapter V of SEBI (Issue of Capital & Disclosure Requirements) Regulations, 2018 and Section 42 & 62 of the Companies Act, 2013 and rules made thereunder as amended from time to time. The Company has considered equivalent shares of 45,00,000 (Forty five Lakhs) for the purpose of diluted EPS up to the period ended June 30, 2022 and 28,93,000 shares (Twenty eight lakhs ninety three thousand) for the period ended September 30, 2022 as per IND AS 33. During the half year ended September 30, 2022, the Company has allotted 12,25,000 equity shares to Mr Suresh Venkatachari, as partial conversion of warrants and had 16,07,000 convertible warrants outstanding as at September 16, 2022. As the outstanding warrants were not exercised on or before the September 16, 2022, the Company had forfeited the money received against such warrants amounting to INR 4,01,75,000 and credited the capital reserve in accordance to the provisions of the Companies Act 2013.
- 4 The Company received an Interim Order cum Show Cause Notice from SEBI dated August 04, 2022 regarding certain complaints alleging inter-alia financial mis-reporting/ irregularities. The Company submitted its response, and the personal hearing has been concluded. The final order from SEBI is awaited.
- 5 Healthcare Triangle Inc (HTI), a step-down subsidiary of the Company raised approximately INR 5,152 lakhs (USD 6.5 million) during the quarter ended September 30, 2022 through private placement by issuing 6,097,561 shares of common stock and pre-funded warrants.
- 6 The board of HTI approved a share repurchase program and the company repurchased 146,458 shares during the quarter ended September 30, 2022.
- 7 During the half year ended September 30, 2022, the Company repaid promoter's loan amounting to INR 990.89 lakhs, reducing the principal repayable as of September 30, 2022 to INR 3,137.61 lakhs.
- 8 The Code on Social Security, 2020 ('Code') relating to employee benefits, during employment and post employment benefits, has received Presidential assent in September 2020. This Code has been published in the Gazette of India. However, the effective date from which the changes are applicable is yet to be notified/ issued. The Company will evaluate the impact of the Code and will give appropriate impact in the financial results in the period in which the Code becomes effective and the related rules are published.
- 9 The figures in the previous period financial results have been reclassified to conform to the presentation of the current quarter financial results. These reclassifications have no effect on the previously reported net loss/profit.

Place : Chennai
Date: November 10, 2022



By Order of the Board
For and behalf of the Board of Directors

Thyagarajan R
Whole-time Director & Chief Financial Officer
DIN: 00942326

SECUREKLOUD TECHNOLOGIES LIMITED
(formerly 8K Miles Software Services Limited)
(CIN: L72300TN1993PLC101852)

Registered Office: No.37 & 38, ASV Ramana Towers, 5th Floor, Venkat Narayana Road, T.Nagar, Chennai - 600017

Unaudited Consolidated Balance Sheet as at September 30, 2022

(₹ in lakhs)

Particulars	As at	As at
	September 30, 2022	March 31, 2022
	Unaudited	Audited
A ASSETS		
I Non-current assets		
Property, plant and equipment	353.44	337.33
Right-of-use assets	479.21	556.45
Goodwill	13,800.51	13,800.51
Other intangible assets	6,357.02	6,590.63
Financial assets		
Other financial assets	126.25	123.47
Deferred tax assets (Net)	74.29	89.01
Non current tax assets	2.95	4.27
Total non-current assets	21,193.67	21,501.67
II Current Assets		
Financial assets		
Trade receivables	7,322.54	6,682.03
Cash and cash equivalents	3,697.31	1,575.62
Other financial assets	234.80	837.35
Current Tax Assets (Net)	272.77	240.37
Other current assets	317.51	413.84
Total current assets	11,844.93	9,749.21
Total Assets (I+II)	33,038.60	31,250.88
B EQUITY AND LIABILITIES		
III Equity		
Equity share capital	1,670.53	1,609.28
Other equity	2,455.20	3,529.80
Equity attributable to owners of the company	4,125.73	5,139.08
Non Controlling Interest	8,181.89	5,591.30
Total Equity	12,307.62	10,730.38
IV Non-current liabilities		
Financial liabilities		
Borrowings	3,789.29	4,826.98
Lease liabilities	358.77	426.15
Provisions	168.84	157.22
Total non-current liabilities	4,316.90	5,410.35
V Current liabilities		
Financial liabilities		
Borrowings	6,736.78	5,883.85
Lease liabilities	131.73	125.85
Trade payables		
(a) Total outstanding dues of micro enterprises and small enterprises	9.19	18.85
(b) Total outstanding dues of creditors other than micro enterprises and small enterprises	3,978.57	3,781.09
Other financial liabilities	4,504.52	4,939.05
Other current liabilities	998.68	289.45
Provisions	54.61	72.01
Total Current Liabilities	16,414.08	15,110.15
Total Equity and Liabilities (III+IV+V)	33,038.60	31,250.88

By Order of the Board
For and behalf of the Board of Directors



Thyagarajan R

Thyagarajan R
Whole-time Director & Chief Financial Officer
DIN: 00942326

[Signature]



Place : Chennai
Date: November 10, 2022

SECUREKLOUD TECHNOLOGIES LIMITED
(formerly 8K Miles Software Services Limited)
(CIN: L72300TN1993PLC101852)


Registered Office: No.37 & 38, ASV Ramana Towers, 5th Floor, Venkat Narayana Road, T.Nagar, Chennai - 600017

Unaudited Consolidated Cash Flow Statement for the half year ended September 30, 2022

(₹ in lakhs)

Particulars	Half year ended September 30, 2022	For the year ended March 31, 2022
	Unaudited	Audited
I. Cash flow from operating activities		
(Loss)/ profit for the period	(4,321.23)	(9,791.59)
<i>Adjustments for:</i>		
Income tax expense recognised in the statement of profit and loss	102.44	(733.97)
Finance cost recognised in statement of profit and loss	484.58	1,195.52
Share warrant expenses	-	41.17
Depreciation and amortisation expense	879.36	1,140.89
Share based payment expense at subsidiary	19.74	728.45
Allowance for expected credit losses	207.64	245.80
Net unrealised exchange (gain)/ loss	(67.06)	(14.49)
Loss/ (gain) on sale of Property, plant and equipment (net)	(0.85)	12.53
Operating (loss)/ profit before working capital and other changes	(2,695.38)	(7,175.69)
<i>Adjustments for (increase)/decrease in operating assets:</i>		
Trade receivables	(640.51)	(1,166.78)
Other non current financial assets	(2.78)	(13.14)
Other non current assets	-	74.17
Other current financial assets	602.55	86.79
Other current assets	96.33	(24.51)
<i>Adjustments for increase/(decrease) in operating liabilities:</i>		
Trade payables	187.82	103.27
Other non current liabilities	-	-
Non current provisions	11.62	52.30
Current provisions	(17.40)	29.90
Other current financial liabilities	(434.53)	2,472.69
Other current liabilities	709.23	(1,233.54)
Cash generated from operations	(2,183.05)	(6,794.54)
Net Income Tax paid (including interest paid there on)	(123.57)	(107.12)
Net cash flow from operating activities (A)	(2,306.62)	(6,901.66)
II. Cash flow from investing activities		
Capital expenditure on Property, plant and equipment	(87.06)	(321.18)
Proceeds from sale of Property, plant and equipment	0.85	-
Consideration paid for purchase of DevCool Inc	-	(3,395.33)
Interest Received on Fixed Deposits	1.72	1.87
Net cash flow used in investing activities (B)	(84.49)	(3,714.64)
III. Cash flow from financing activities		
IPO proceeds from issue of shares by Healthcare Triangle Inc.	-	9,855.35
Net proceeds from preferential issue of shares by Healthcare Triangle Inc.	4,666.97	-
Buyback of shares by Healthcare Triangle Inc.	(72.36)	-
Proceeds from issue of equity shares/ warrants (including premium)	918.75	1,251.00
Borrowings taken during the period/ year	1,998.79	148.00
Borrowings (including lease liabilities) repaid during the period/ year	(2,664.42)	(2,808.03)
Finance Costs	(490.17)	(1,181.38)
Net cash flow from financing activities (C)	4,357.56	7,264.94
Effect of foreign currency translation adjustment (D)	155.24	221.14
Net Increase/ (decrease) in Cash and cash equivalents (A) + (B) + (C) + (D)	2,121.69	(3,130.22)
Cash and cash equivalents at the beginning of the year	1,575.62	3,447.93
Cash and cash equivalents taken over on acquisition of controlling interest in DevCool Inc	-	1,257.91
Cash and cash equivalents at the end of the year	3,697.31	1,575.62

Place : Chennai
Date: November 10, 2022



By Order of the Board
For and behalf of the Board of Directors




Thyagarajan R
Whole-time Director & Chief Financial Officer
DIN: 00942326

SECUREKLOUD TECHNOLOGIES REPORTS REVENUE GROWTH OF 38% YoY; RECURRING REVENUE OF 42.2%

Chennai, November 10, 2022 - SECUREKLOUD TECHNOLOGIES LIMITED, a leading Global Platform centric Cloud and NexGen Managed Service Provider, announced its consolidated audited financial results for the quarter ended September 30, 2022, as approved by its board of directors.

Suresh Venkatachari, CEO of SecureKloud Technologies Limited stated that "I am pleased to share that Q2 2022 marked another quarter of strong financial performance; with the continuing investment on our platforms and focus on advanced cloud and AI driven data engineering solutions for healthcare and life sciences industry, we expect our Metaverse initiative to boost us to be well ahead of other contemporary businesses, while significantly enhancing our customer experience"

Thyagarajan R, CFO, stated that "We are pleased to deliver 38% revenue growth year-on-year, on the back of Devcool Inc acquisition that has provided an opportunity to cross-sell and effectively support our core EHR customers with value added tools; we are confident in our ability to drive meaningful, positive EBITDA and cash flows in FY 2023 and beyond"



Key financial highlights:

- Revenue growth of 37.7% YoY
- HCLS revenue growth of 59.0% YoY
- Recurring revenue growth of 48.9% YoY
- Platform, Managed Services revenue of 34%

Key Updates

- Healthcare Triangle Inc., raised approximately INR 5,152 lakhs (USD 6.5 million) through private placement
- Launched Healthcare Triangle in Singapore to offer our digital healthcare services across the Asia Pacific region

Business highlights for the quarter

- Implemented MEDITECH Expanse for Chronic Care Management for a Primary Healthcare Centre
- Standardised cloud platform using IaC (Infrastructure as Code) for a genomics-based drug discovery enterprise
- Upgraded cloud platform for an Illinois based health insurer
- Executed a data management services deal with multispecialty health care group
- Initiated AI based benchmarking services for a Fortune 100 technology company

About SecureKloud Technologies:

SecureKloud Technologies Limited is a leading Global Platform centric Cloud and NexGen Managed Service Provider and a publicly traded company listed on Indian Stock Exchanges (NSE and BSE). We support healthcare providers and payors, hospitals, Pharma/Life Sciences organizations, Manufacturing and Automotive companies to improve business outcomes by providing digital transformation on the cloud, security and compliance, data enlightenment, empowering business agility, and accelerating the value of their IT investments.

SECUREKLOUD

Delivering Cloud Excellence With Trust

FY23 Q2 Earnings Presentation

*Pioneering the Digital
Transformation Journey with
Platform-based Offerings*

November 10, 2022

Proprietary and Confidential. © 2022 SecureCloud Technologies Ltd.



Safe Harbor Notice

This presentation has been prepared by SecureKloud Technologies Ltd. solely to provide information about the Company.

No representation or warranty, express or implied is made as to, and no reliance should be placed on, the fairness, accuracy, completeness or correctness of such information or opinions contained herein. None of the Company nor any of its respective affiliates, advisers, or representatives, shall have any liability whatsoever (in negligence or otherwise) for any loss howsoever arising from any use of this presentation or its contents or otherwise arising in connection with this presentation.

The information contained in this presentation is only current as of its date. The Company may alter, modify, or otherwise change in any manner the content of this presentation, without obligation to notify any person of such revision or changes. Certain statements made in this presentation may not be based on historical information or facts and may be "forward-looking statements", including those relating to the Company's general business plans and strategy, its future financial condition and growth prospects, and future developments in its industry and its competitive and regulatory environment. Actual results may differ materially from these forward-looking statements due to a number of factors, including future changes or developments in the Company's business, its competitive environment, information technology and political, economic, legal, and social conditions in India. Please note that this presentation is based on the publicly available information on SecureKloud Technologies Ltd. including but not limited to Company's website and Annual Reports.

This communication is for general information purposes only, without regard to specific objectives, financial situations and needs of any person. Please note that investments in securities are subject to risks including loss of principal amount. This presentation does not constitute an offer or invitation to purchase or subscribe for any shares in the Company and neither any part of it shall form the basis of or be relied upon in connection with any contract or commitment whatsoever.





SecureKloud Technologies is an industry-recognized global leader in the Cloud services arena. Our experience in cloud consulting and servicing for highly regulated industries extends more than a decade.

Our Locations

- ✓ HQ: Chennai, India
- ✓ US HQ: Pleasanton, CA
- ✓ Sales Office: Chicago, IL; New Jersey; Pleasanton, CA
- ✓ DevOps Centers: Pleasanton, CA and Chennai, India

Client Network

- ✓ USA
- ✓ Canada
- ✓ Europe
- ✓ Singapore
- ✓ India

Industry Verticals

- ✓ Healthcare & Life Sciences
- ✓ Automotive
- ✓ BFSI
- ✓ Media & Entertainment
- ✓ Manufacturing & Supply chain

Our Cloud Partnerships & Top-notch Industry Certifications





Platform-led Growth

Spearheading
Platform-centric,
Recurring Revenue Model



CloudEdge



Neutral Zone



Cloud Transformation



blockedge
Build and scale blockchains faster



DataEdge



readabl.ai





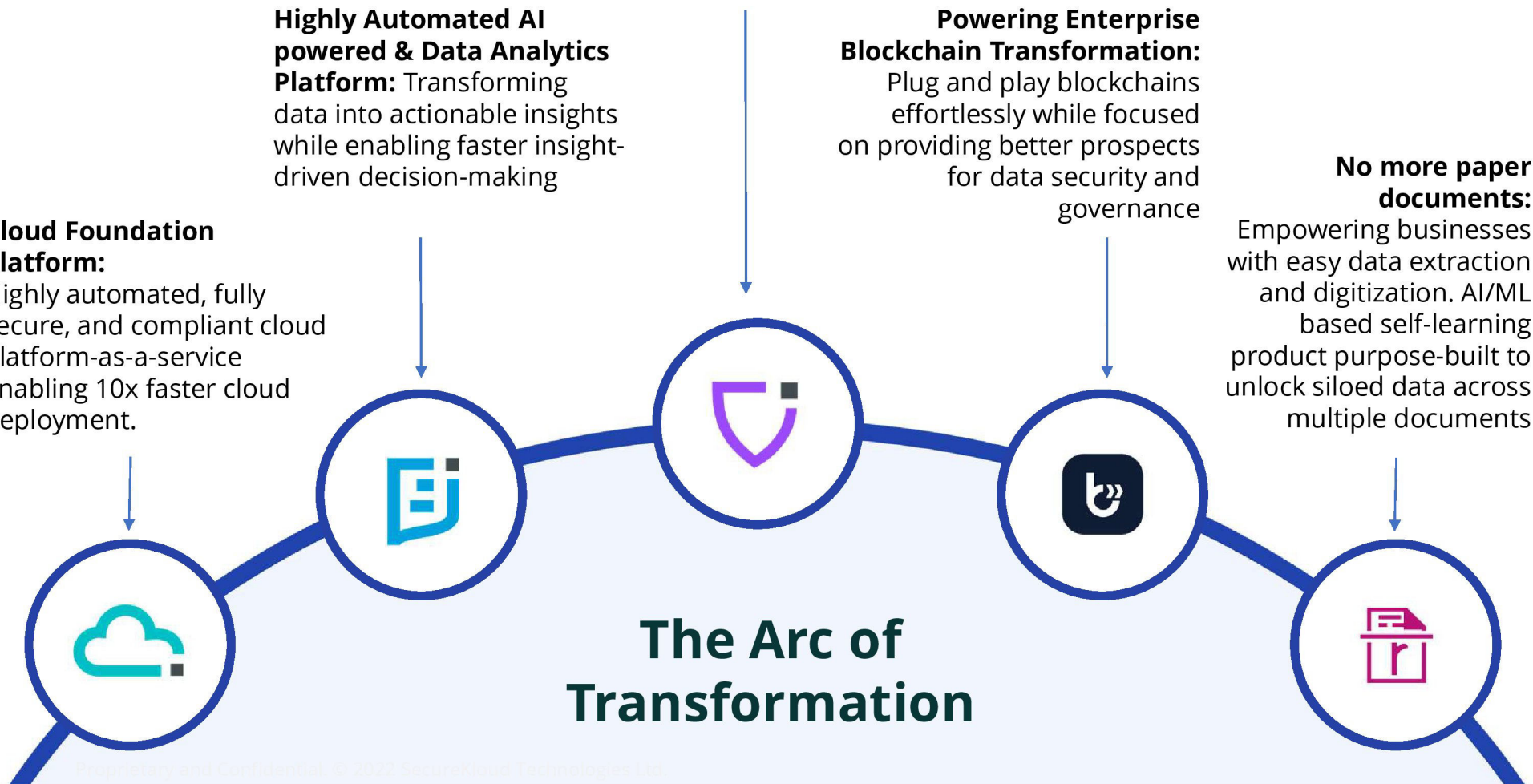
Now Data Collaboration is made easy:
Powering seamless data sharing and collaboration while maintaining full control of privacy in a multi-tenant environment

Highly Automated AI powered & Data Analytics Platform: Transforming data into actionable insights while enabling faster insight-driven decision-making

Powering Enterprise Blockchain Transformation:
Plug and play blockchains effortlessly while focused on providing better prospects for data security and governance

No more paper documents:
Empowering businesses with easy data extraction and digitization. AI/ML based self-learning product purpose-built to unlock siloed data across multiple documents

Cloud Foundation Platform:
Highly automated, fully secure, and compliant cloud platform-as-a-service
Enabling 10x faster cloud deployment.





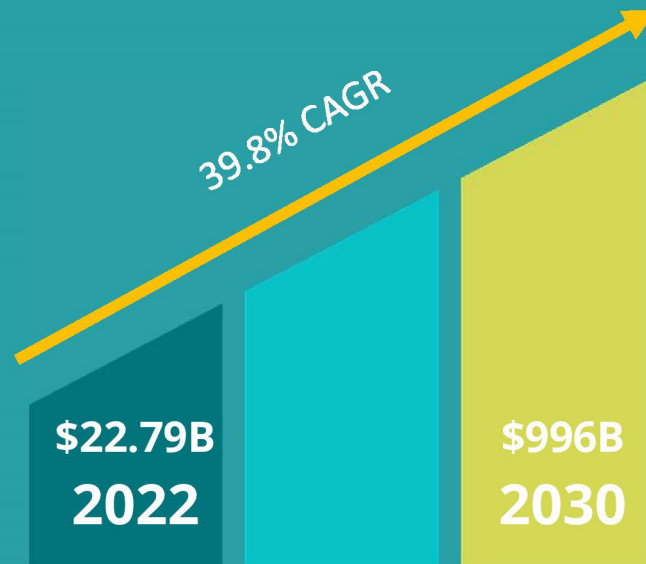
New Solutions to Accelerate Innovation - **Metaverse**

We challenge ourselves every day, to deliver excellence for our customers across all industries



\$996B

TAM for Global Metaverse



Source: GlobalData

Strategic Partnerships





Q2 Key Updates

Healthcare Triangle Inc., raised approximately INR 5,152 lakhs (USD 6.5 million) through private placement

Launched Healthcare Triangle in Singapore to offer our digital healthcare services across the Asia Pacific region

Launched Neutral Zone for drug discovery in a secured data sharing environment

Recurring revenues continue to grow steadily

Platform and Managed support services revenue continues to grow and came in at 34%





Business Highlights - new wins and expansions

Implemented MEDITECH Expanse for Chronic Care Management for a Primary Healthcare Centre

Standardised cloud platform using IaC (Infrastructure-as-Code) for a genomics-based drug discovery enterprise

Upgraded cloud platform for an Illinois based health insurer

Executed data management services deal with multispecialty health care group

Initiated AI based benchmarking services for a Fortune 100 technology company





Financial Highlights

- ✓ Revenue of **INR 11,995 lakhs** for the quarter; growth **37.7% YoY**
- ✓ Healthcare and Life Science revenue of **INR 9,454 lakhs** for the quarter, growth **59.0% YoY**
- ✓ Information, Communication & Technology revenue of **INR 2,541 lakhs** for the quarter
- ✓ R&D spends of **INR 1,154 lakhs** for the quarter
- ✓ Recurring revenue at **42.2%** driven by higher Managed services and Platform deals



Income Statement

(₹ in Lakhs)

- ✓ Neutral zone related R&D spends INR 7.60 Crores
- ✓ Professional & Legal costs towards private placement INR 1.50 Crores
- ✓ Additional S&M costs INR 2.10 Crores

	Q2 FY23	Q1 FY23	Q2 FY22	QoQ	YoY
Revenue	11,995	11,031	8,714	8.7%	37.7%
Cost of sales	8,870	8,550	6,422		
Gross Profit	3,125	2,481	2,292	26.0%	36.3%
R&D expenses	1,154	583	1,871		
Selling, General & Administration Expenses	3,568	3,318	2,365		
EBITDA	(1,597)	(1,420)	(1,944)		
Depreciation and amortisation	440	439	162		
EBIT	(2,037)	(1,859)	(2,106)		
PAT	(2,287)	(2,034)	(2,399)		
Margins %					
Gross Profit %	26.1%	22.5%	26.3%		
R&D to Revenue %	9.6%	5.3%	21.5%		
EBITDA %	(13.3)%	(12.9)%	(22.3)%		



Balance Sheet (₹ in Lakhs)

	Q2 FY23	FY22
Assets		
Property, plant and equipment and Right-of-use assets	833	894
Other intangible assets and goodwill	20,158	20,391
Trade receivables	7,323	6,682
Cash and cash equivalents	3,697	1,576
Other financial assets	361	961
Current and non-current tax assets	350	334
Other current and non-current assets	318	414
Total Assets	33,040	31,252
Equity and liabilities		
Equity attributable to owners of the company	4,126	5,139
Non-Controlling Interest	8,182	5,591
Borrowings	10,526	10,711
Other financial liabilities	4,995	5,491
Trade payables	3,988	3,800
Non-current and current liabilities and provisions	1,223	520
Total liabilities	33,040	31,252



Cashflow Statement (₹ in Lakhs)

	Q2 FY23	FY22
Cash flow from operating activities	(2,307)	(6,901)
Cash flow from investing activities	(85)	(3,715)
Cash flow from financing activities	4,358	7,265
Effect of foreign currency translation adjustment	155	221
Net increase/ (decrease) in Cash and cash equivalents	2,121	(3,130)
Cash and cash equivalents at the beginning of the year	1,576	3,448
Cash and cash equivalents taken over on acquisition of controlling interest in DevCool Inc	-	1,258
Cash and cash equivalents at the end of the year	3,697	1,576



Key Metrics

Revenue by vertical

	Q2 FY23	Q1 FY23	Q2 FY22
Healthcare and Life Science	78.8%	72.3%	68.2%
Information, Communication & Technology	21.2%	27.7%	31.8%

Revenue mix

	Q2 FY23	Q1 FY23	Q2 FY22
Recurring	42.2%	42.4%	39.0%
Non-Recurring	57.8%	57.6%	61.0%

Revenue mix by service line

	Q2 FY23	Q1 FY23	Q2 FY22
Software Services	66%	64%	75%
Managed Support Services	26%	28%	19%
Platform Services	8%	8%	6%
Total	100%	100%	100%



Key Metrics

Client contribution to revenue

	Q2 FY23	Q1 FY23	Q2 FY22
Top 5 customers	62.4%	60.9%	58.1%
Top 10 customers	73.6%	72.9%	71.6%
Top 20 customers	81.4%	82.2%	78.7%

Net debt position

(₹ in lakhs)

	Q2 FY23	Q1 FY23	Q2 FY22
Term loans and working capital loan	7,388	8,211	5,584
Promoters	3,138	3,138	5,239
Convertible-note	-	-	3,189
Gross Debt	10,526	11,349	14,012
Cash in Hand	3,697	1,182	1,094
Net Debt	6,829	10,167	12,918

Other metrics

	Q2 FY23	Q1 FY23	Q2 FY22
DSO	54	59	60
Employee head count	715	730	620

SECUREKLOUD

Delivering Cloud Excellence With Trust