

7<sup>th</sup> February 2024

National Stock Exchange of India Ltd,  
Exchange Plaza, Bandra Kurla Complex,  
Bandra (East), Mumbai – 400051.  
Fax No.26598237/26598238

BSE Limited  
P.J. Towers, Dalal Street  
Mumbai - 400001.  
Fax No.22722037/22723121

Name of Scrip: CIGNITITEC

Scrip code: 534758

Dear Sir / Madam,

Sub: Investor Presentation for Q3 FY 2023-24

In continuation to our letter dated 5<sup>th</sup> February 2024 regarding intimation of earnings call scheduled to be held on Wednesday, 7<sup>th</sup> February 2024 at 3.30 P.M. (IST), please find the enclosed Investor PPT for Q2 FY 2023-24.

This is for the information and records of the Exchange, please.

Thanking you.

Yours Faithfully,  
For Cigniti Technologies Limited

Tadepalli Naga  
Vasudha  
Naga Vasudha  
Company Secretary

Digitally signed by Tadepalli Naga  
Vasudha  
Date: 2024.02.07 12:36:30 +05'30'

Encl: as above

---

## Cigniti Technologies Ltd

### Registered Office.

Suite 106 & 107, MGR Estates, Dwarakapuri Colony, Panjagutta,  
Hyderabad 500 082, Telangana, India

### Global Delivery Center


6<sup>th</sup> Floor, ORION Block, "The V" (Ascendas), Plot #17, Software Units Layout  
Madhapur, Hyderabad 500 081, Telangana, India


CIN: L72200TG1998PLC30081  +91 (40) 4038 2255  +91 (40) 4038 2299

## USA

433 E Las Colinas Blvd, #1240

Irving, TX 75039

 469.673.3443

 972.767.0948/0644

The background of the slide is a night-time aerial view of a city, likely Kuala Lumpur, with the Petronas Twin Towers prominently featured. The city lights are dark, and the scene is overlaid with a complex network of glowing digital lines in various colors (blue, purple, red, green) that represent data connections and network infrastructure. The lines are vertical and horizontal, creating a grid-like pattern that suggests a global or interconnected digital environment.

# Cigniti Technologies Ltd.

## Investor Update

Q3 & 9M FY24

World's Leading AI & IP-led Digital Assurance & Digital Engineering Services Company

# Q3 FY24 Highlights

- » The Company's Consolidated Revenue from operations for the quarter Q3'FY24 stood at Rs. 468.02 crore as against Rs. 427.99 crore corresponding quarter Q3'FY23 up by 9.4%
- » EBITDA margin for the Q3'FY24 was at 13.8% and EBITDA stood at 64.57 crores, up by 1% compared to Q3'FY23.
- » The Company during the quarter has won 6 new clients.
- » The company has made a significant progress in building opportunity pipeline for Digital Engineering services in existing accounts
- » The company has initiated the cost optimization measures to enhance the margins.

**468.02**  
Revenue (INR in Cr.)

**13.8%**  
EBITDA

**10.3%**  
PAT

**58 Days**  
DSO

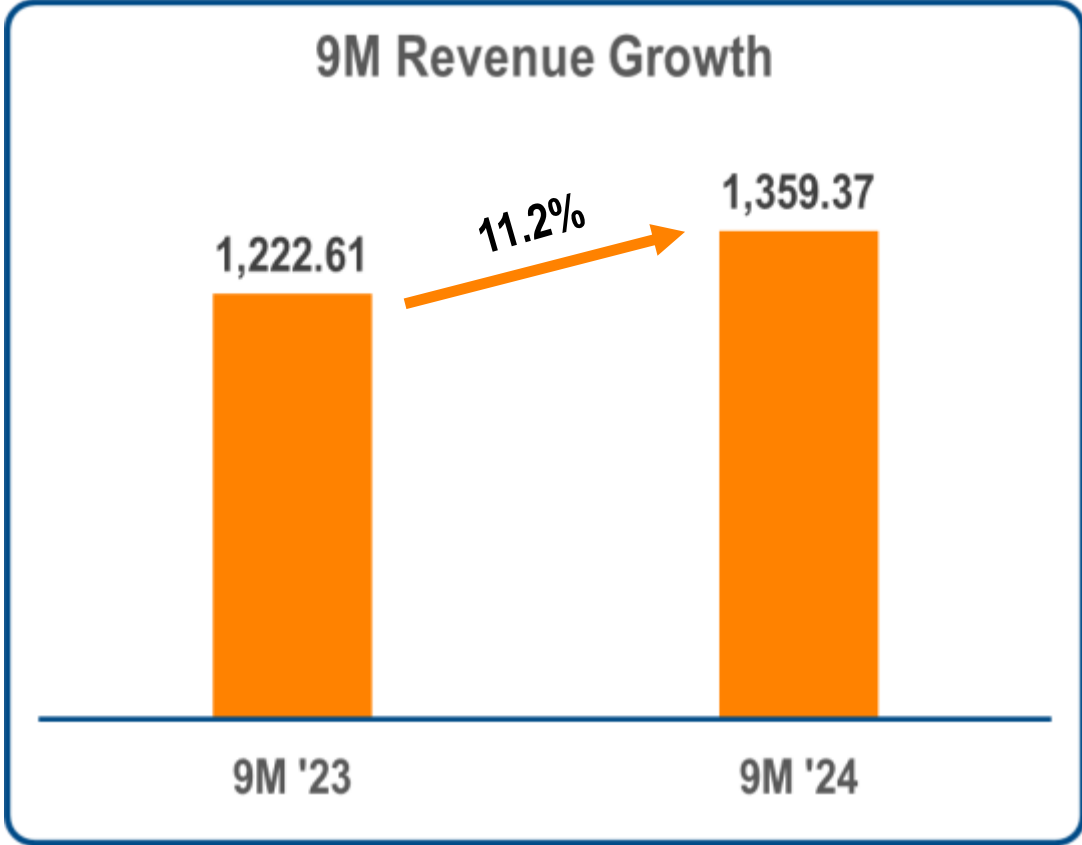
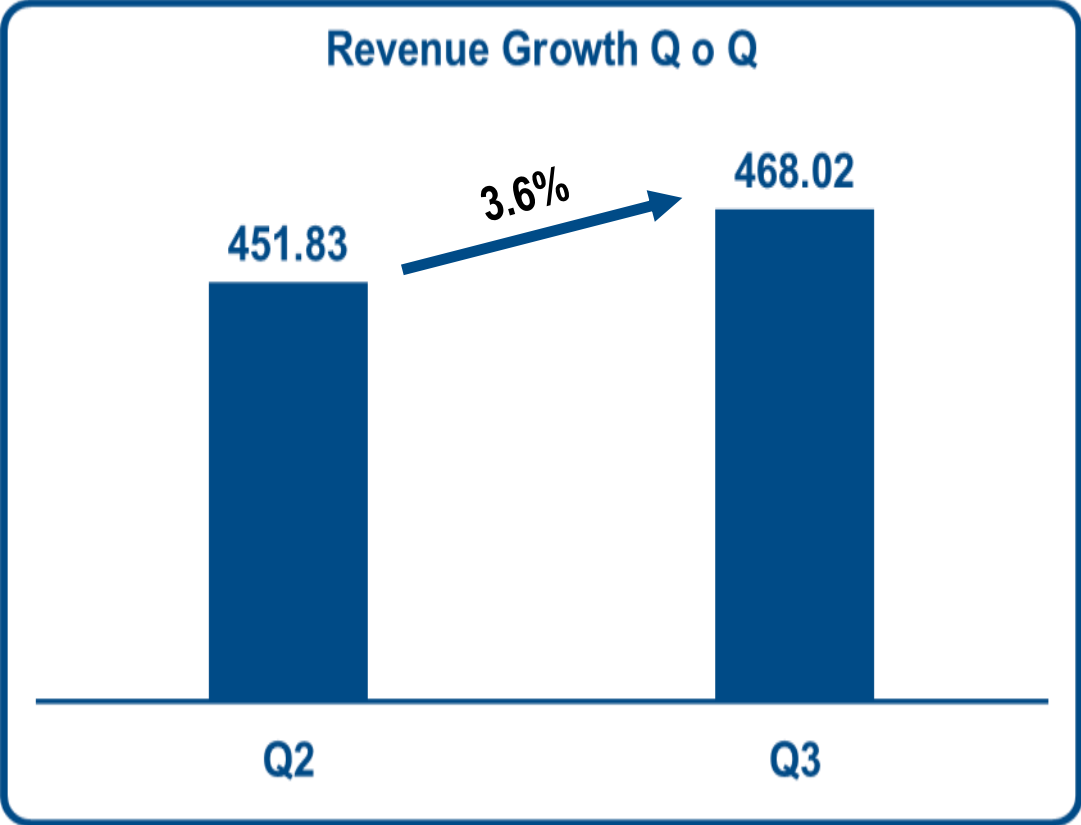
**215+**  
Active Clients  
50+ Fortune 500 Clients

**10+**  
Delivery Locations

Offices in  
**9**  
Countries

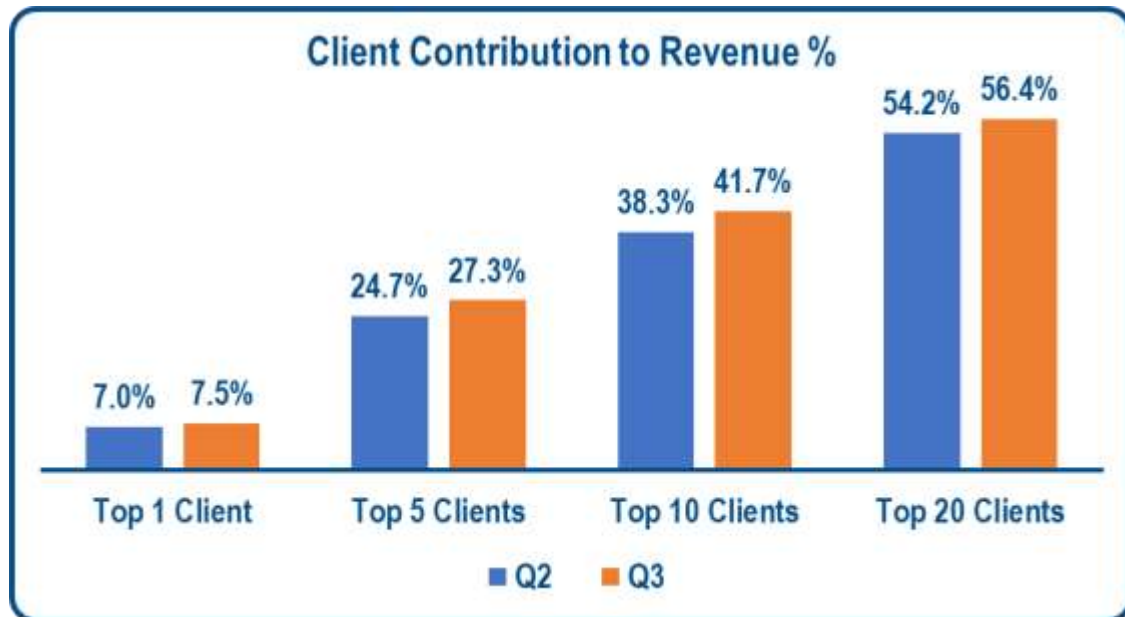
**4200+**  
Cignitians

# Q3 FY24 Financials (INR in Cr.)

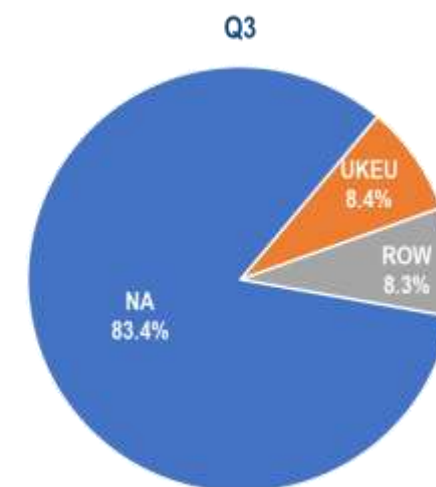
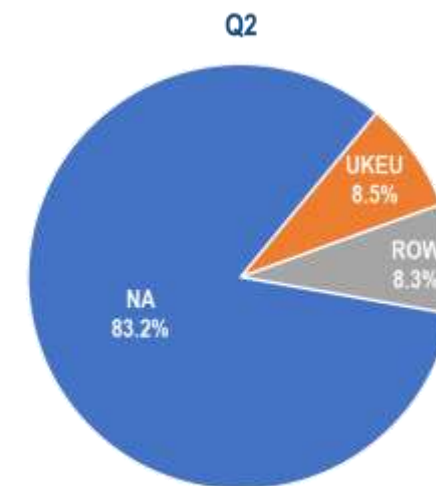


# Client Composition / Geography Mix of Revenue

## CLIENT CONTRIBUTION TO REVENUE (%)

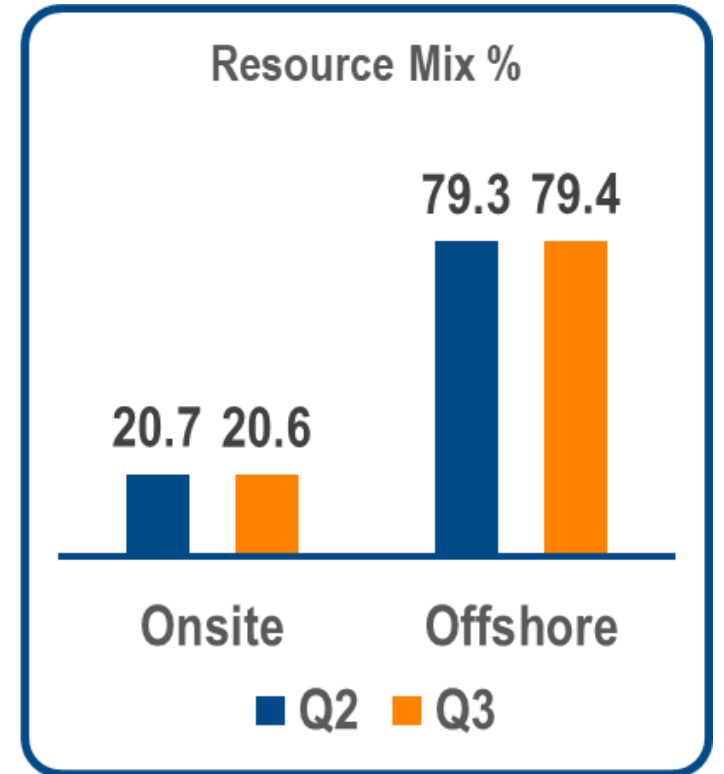
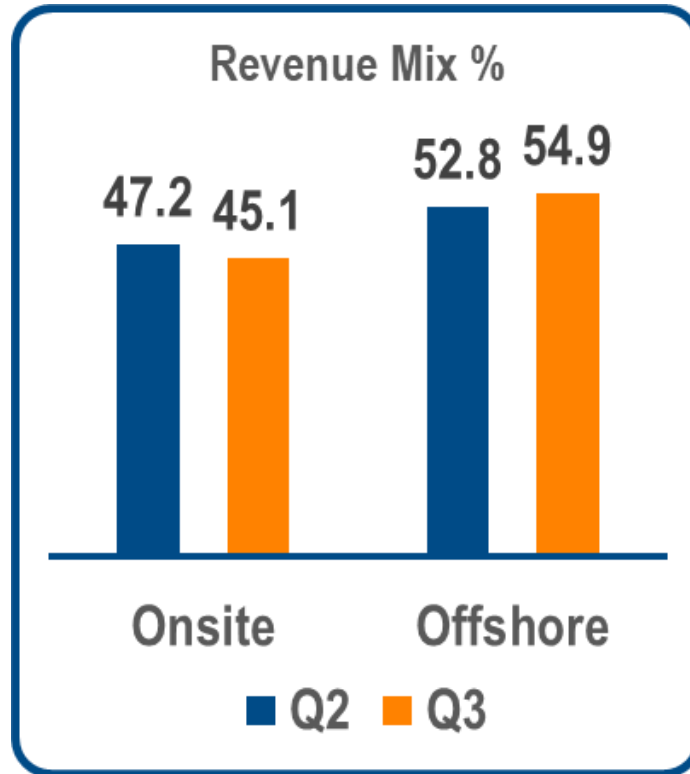
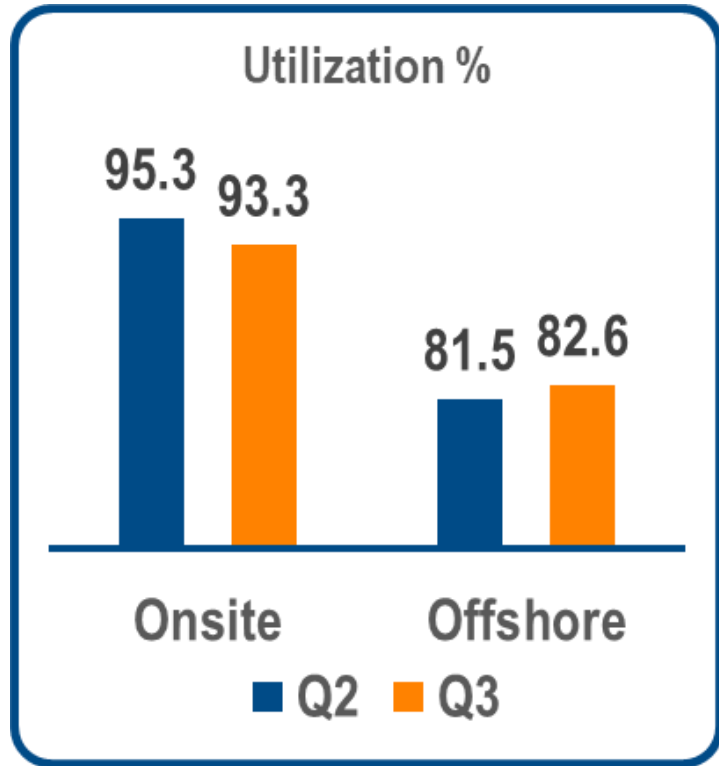


Clients	Q2	Q3
Number of Clients	218	215
New Clients Added	9	6

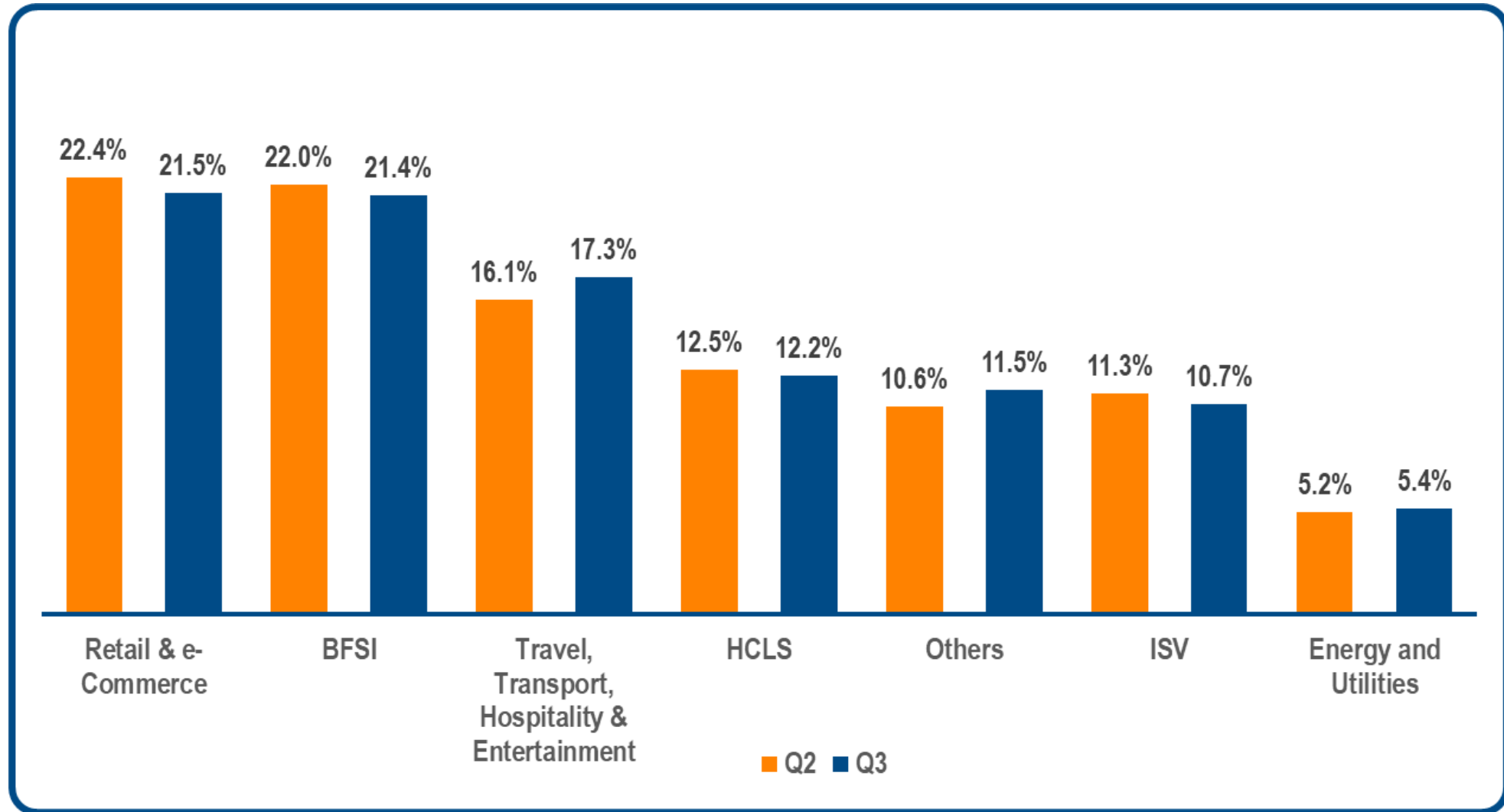





# Delivery Metrics Q3 FY24



# Revenue By Sector (%)



# Cigniti – Assure | Engineer | Transform – Digital. Done. Right.™



**Digital Assurance Services**



**Digital Engineering Services**

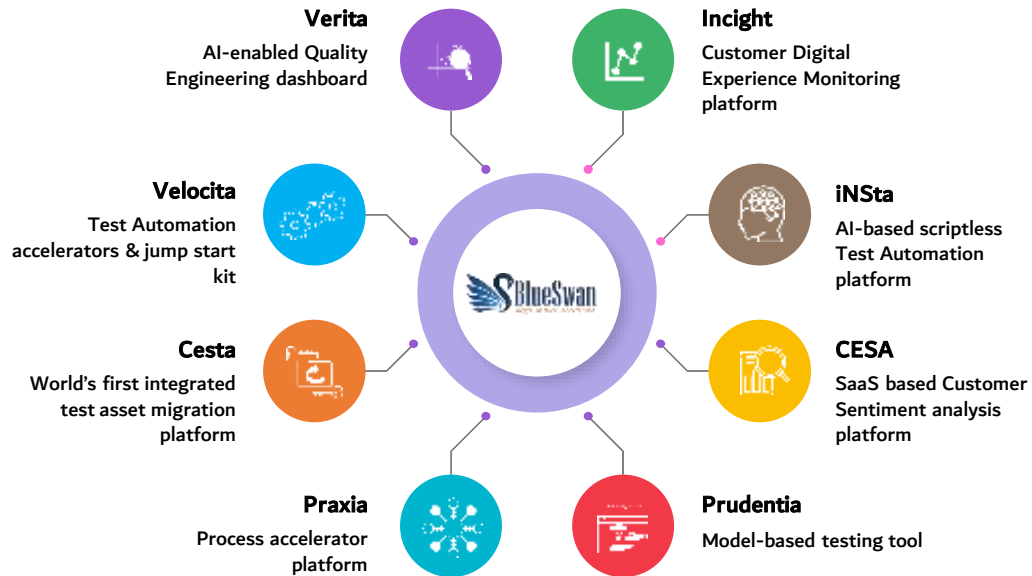
**Strategic Digital Transformation Partner**



# Accelerating Digital Transformation - an IP & Platform-led Approach

## BlueSwan™

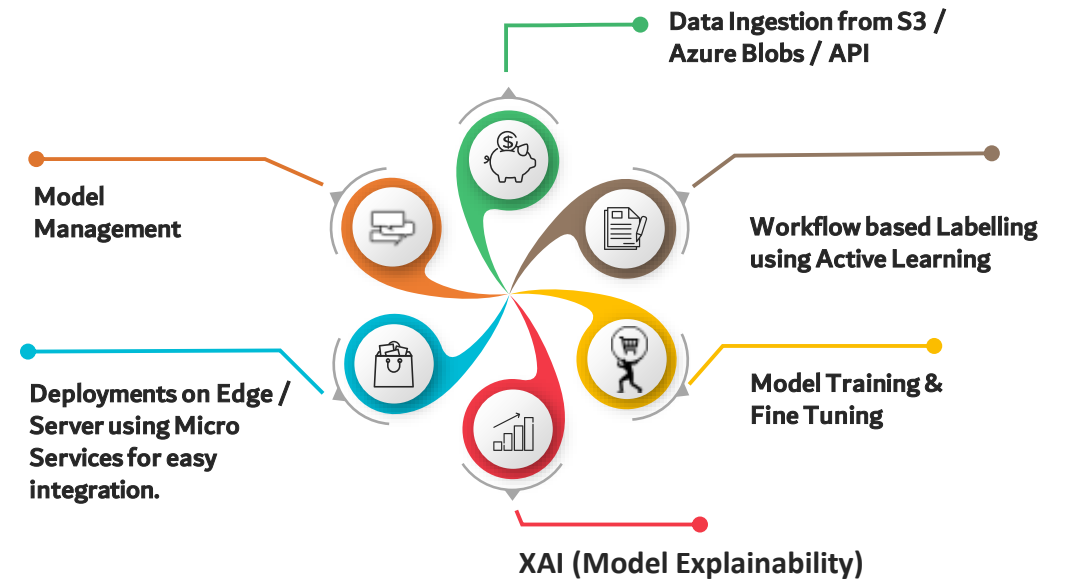
AI-led & next-gen proprietary Digital Assurance platform



Accelerating Digital Assurance

## Zastra™

Enterprise-grade annotation & collaboration platform for computer vision projects



Accelerating Digital Engineering

# Our Key Service Offerings

## Quality Engineering



- Automated Functional Testing
- Non-functional Testing
- Monitoring & Analysis
- Performance Engineering
- TEM & TDM
- Service Virtualization
- End to End Automation
- Continuous Testing

## Digital Assurance



- Mobility
- Analytics
- Omni Channel Testing
- Robotic Process Automation
- Lifecycle Automation
- Customer Experience
- Cloud Native Application Testing
- Cloud Transformation & Legacy Modernization Assurance
- AI / ML & IOT Assurance

## Advisory & Transformation



- Agile DevOps Advisory
- Test Tooling Advisory
- Maturity Advisory
- Test Benchmarking
- Automation Advisory
- QA Transformation
- Agile DevOps Transformation
- DevOps Consulting Services
- Data & Cloud Migration Strategy
- AI Strategy
- Data Architecture Advisory

## Digital Engineering



- Mobile Application Development
- Web/Portal/Content Management
- Cloud Native Application Development
- Compliance & Risk Assessment
- Data Science
- Enterprise Application Integration
- DevOps Implementation Services
- Data Analytics & Insights
- Business Intelligence
- Blockchain
- AI & ML

# Our Driving Force

## Management



**C V Subramanyam**  
*Non-Executive Chairman*



**Srikanth Chakkilam**  
*Executive Director & CEO*



**Krishnan Venkatachary**  
*CFO*



**Vinay Rawat**  
*CRO*



**Raghu Krovvidy**  
*CDO*



**Sairam Vedam**  
*CMO*



**Jagdish Kumar**  
*CIO*



**Veera Reddy**  
*VP & Global Head of HR & TD*



**Kiran Kuchimanchi**  
*President & Head of DES*

## Advisory Council



**Ramnik Kamo**  
EVP, CIO, & Chief People Officer,  
Mavenir



**Dr. Aiman Abdel-Malek**  
Executive Chairman, Advisory  
Board, Thirdwayv Inc.



**Paul Trotter**  
Digital Delivery Director at  
Cynergy bank



**Partha Srinivasa Raghavan**  
Chief Data & Information Officer,  
Verisk Analytics

## Board



**RK Agarwal**, Independent  
Director



**Phaneesh Murthy**,  
Independent Director



**Srinath Batni**,  
Independent Director



**Nooraine Fazal**,  
Independent Director

# Awards & Recognitions

## Awards & Recognitions

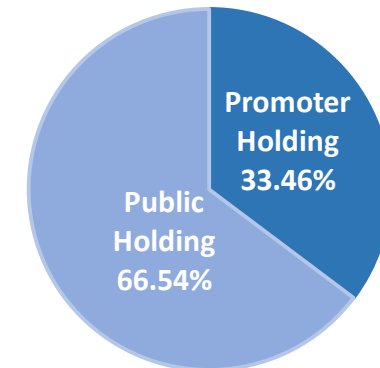
- » Everest Group & NelsonHall recognized Cigniti again as a QE ‘Leader’ in QE Specialist Services PEAK Matrix Assessment 2023 & in NEAT 2023 respectively. ISG recognized Cigniti as a Product Challenger & Contender in the US & Europe regions in ISG Provider Lens™ Digital Engineering Services 2023, Forrester recognized Cigniti's Zastra™ in The Computer Vision Tools Landscape, Q2 2023 & IDC recognized Cigniti for RPA in the Automation category of the IDC Market Glance: AI and Automation in Hospitality, Dining, and Travel, 2Q23 & the Digital Engineering and Operational Technology Services, 3Q23.
- » ISG recognized Cigniti for a Standout AI/ML Case Study in Education in North America. Quadrant Knowledge Solutions SPARK Matrix 2023 for Digital Banking Services recognized Cigniti as a Strong Contender
- » Positioned in Gartner’s Magic Quadrant for Application Testing Services, Worldwide for 6 years in a row and as a ‘Star Performer’



## Our Partners Include



## Share Holding Pattern (Dec'23)



# Financial Highlights Q3 FY24 - Consolidated

All values are in INR Million

Particulars	Q3FY24	Q3FY23	Y-o-Y %	Q2FY24	Q-o-Q %
<u>Income</u>					
Revenue from operations	4,680	4,280	9.4%	4,518	3.6%
Revenue from operations (\$M)	\$56.21	\$52.09		\$54.65	
<u>Expenses</u>					
Employee benefit expense	2,816	2,493	12.9%	2,717	3.6%
Hired Contractors Cost	717	777	-7.7%	712	0.8%
Other expenses	501	369	35.8%	441	13.7%
<b>EBITDA</b>	<b>646</b>	<b>640</b>	<b>0.9%</b>	<b>648</b>	<b>-0.4%</b>
<b>% EBITDA</b>	<b>13.8%</b>	<b>15%</b>		<b>14.3%</b>	
Depreciation & Amortization	78	72	9.7%	76	3.4%
<b>EBIT</b>	<b>567</b>	<b>569</b>	<b>-0.2%</b>	<b>572</b>	<b>-0.9%</b>
Other Income(Expense)	16	52	-69.9%	-	-
Finance Income	57	26	124.2%	53	7.6%
Finance Costs	9	11	-20.4%	11	-19.4%
<b>PBT</b>	<b>631</b>	<b>635</b>	<b>-0.6%</b>	<b>614</b>	<b>2.8%</b>
Tax	151	169	-10.9%	156	-3.1%
<b>PAT</b>	<b>480</b>	<b>465</b>	<b>3.2%</b>	<b>459</b>	<b>4.8%</b>
<b>EPS (Basic)</b>	<b>17.60</b>	<b>17.08</b>		<b>16.81</b>	

# Financial Highlights 9M FY24 - Consolidated

All values are in INR Million

Particulars	9M FY24	9M FY23	Y-o-Y %	FY23
<u>Income</u>				
Revenue from operations	13,594	12,226	11.2%	16,475
Revenue from operations (\$M)	\$164.3	\$153.3		\$206
<u>Expenses</u>				
Employee benefit expense	8,205	7,196	14.0%	9,644
Hired Contractors Cost	2,166	2,329	-7.0%	3,075
Other expenses	1,308	1,007	29.8%	1,379
<b>EBITDA</b>	<b>1,915</b>	<b>1,693</b>	<b>13.1%</b>	<b>2,377</b>
<b>% EBITDA</b>				<b>14.4%</b>
Depreciation & Amortization	225	194	16.4%	264
<b>EBIT</b>	<b>1,689</b>	<b>1,500</b>	<b>12.6%</b>	<b>2,113</b>
Other Income(Expense)	7	47	-84.3%	49
Finance Income	166	63	161.4%	98
Finance Costs	31	33	-5.4%	44
<b>PBT</b>	<b>1,831</b>	<b>1,577</b>	<b>16.1%</b>	<b>2,216</b>
Tax	447	387	15.6%	533
<b>PAT</b>	<b>1,385</b>	<b>1,191</b>	<b>16.3%</b>	<b>1,683</b>
<b>EPS (Basic)</b>	<b>50.75</b>	<b>43.28</b>		<b>61.32</b>



# Consolidated Balance Sheet

Particulars	31 Dec 23	31 Mar 23	Particulars	31 Dec 23	31 Mar 23
Property Plant & equipment	241	302	<b>Equity &amp; Liabilities</b>		
Right-to-use asset	205	188	Equity share capital	273	273
Goodwill	740	740	Other equity	6,831	5,621
Capital WIP	-	-	<b>Sub total</b>	<b>7,104</b>	<b>5,894</b>
Other intangible assets	82	123	<b>Non-current liabilities</b>		
<i>Financial assets</i>			<i>Financial liabilities</i>		
Investment	27	16	Lease Obligation	98	139
Loans	-	-	Borrowings		-
Other financial assets	95	257	Other financial liabilities	-	52
Deferred tax assets net	86	59	Long term provisions	179	169
Other non current assets	-	-	Deferred tax liability		-
<b>Sub total</b>	<b>1,476</b>	<b>1,685</b>	<b>Sub total</b>	<b>277</b>	<b>360</b>
<b>Current assets</b>			<b>Current liabilities</b>		
<i>Financial assets</i>			<i>Financial liabilities</i>		
Investment	2,283	1,756	Short term borrowings	331	304
Trade receivables	3,011	2,551	Trade payables	912	1,154
Cash and cash equivalent	603	438	Lease Obligation	155	114
Other Bank balances	513	630	Other current financial liabilities	64	81
Other current financial assets	1,298	1,165	Short term provisions	197	138
Current tax assets net	24	17	Current tax liability, net	133	192
Other current assets	228	218	Other current liabilities	264	223
<b>Sub total</b>	<b>7,960</b>	<b>6,775</b>	<b>Subtotal</b>	<b>2,055</b>	<b>2,206</b>
<b>Total</b>	<b>9,436</b>	<b>8,460</b>	<b>Total</b>	<b>9,436</b>	<b>8,460</b>

# Cash Flow Generation

All Figures in INR Mn.	9MFY24	9MFY23
<b>Profit before tax</b>	<b>1,831</b>	<b>1,577</b>
(+/-) Non-cash & non operating Items	<b>145</b>	<b>210</b>
<b>Operating Profit before WC Changes</b>	<b>1,977</b>	<b>1,787</b>
(+/-) DSO Movement (Receivables)	<b>(495)</b>	<b>(320)</b>
(+/-) Other charges	<b>(293)</b>	<b>(120)</b>
<b>Operating CF after WC changes</b>	<b>1,189</b>	<b>1,347</b>
Less: Taxes	<b>(539)</b>	<b>(395)</b>
Less: Capex	<b>(54)</b>	<b>(118)</b>
<b>Free cash flow generated</b>	<b>596</b>	<b>834</b>

## Cash Generation

- ❖ Cash and cash equivalents (including fixed deposits) at a healthy levels of Rs. 1,138 Mn
- ❖ Company has invested in Mutual Funds, NCDs and Bonds to the tune of Rs. 2,283 Mn

# Disclaimer

*This presentation is strictly confidential and may not be copied, published, distributed or transmitted. The information in this presentation is being provided by Cigniti Technologies Ltd. (also referred to as 'Company'). By attending a meeting where this presentation is made, or by reading this presentation material, you agree to be bound by following limitations:*

*The information in this presentation has been prepared for use in presentations by Company for information purposes only and does not constitute, or should be regarded as, or form part of any offer, invitation, inducement or advertisement to sell or issue, or any solicitation or any offer to purchase or subscribe for, any securities of the Company in any jurisdiction, including the United States and India, nor shall it, or the fact of its distribution form the basis of, or be relied on in connection with, any investment decision or any contract or commitment to purchase or subscribe for any securities of the Company in any jurisdiction, including the United States and India. This presentation does not constitute a recommendation by the Company or any other party to sell or buy any securities of the Company.*

*This presentation and its contents are not and should not be construed as a prospectus or an offer document, including as defined under the Companies Act, 2013, to the extent notified and in force) or an offer document under the Securities and Exchange Board of India (Issue of Capital and Disclosure Requirements) Regulations, 2009 as amended).*

*This presentation and its contents are strictly confidential to the recipient and should not be further distributed, re-transmitted, published or reproduced, in whole or in part, or disclosed by recipients directly or indirectly to any other person or press, for any purposes. In particular, this presentation is not for publication or distribution or release in any country where such distribution may lead to a breach of any law or regulatory requirement. No person is authorized to give any information or to make any representation not contained in or inconsistent with this presentation or and if given or made, such information or representation must not be relied upon as having been authorized by us. Receipt of this presentation constitutes an express agreement to be bound by such confidentiality and the other terms set out herein. Any failure to comply with this restriction may constitute a violation of applicable securities laws.*

*This presentation and the information contained herein does not constitute or form part of any offer for sale or subscription of or solicitation or invitation of any offer to buy or subscribe for any securities of the Company, nor should it or any part of it form the basis of, or be relied on in connection with, any contract or commitment whatsoever.*

*No representation or warranty, express or implied, is made as to, and no reliance should be placed on, the fairness, accuracy, completeness or correctness of the information or opinions contained in this presentation. Neither Company nor any of its affiliates, advisors or representatives shall have any responsibility or liability whatsoever (for negligence or otherwise) for any loss howsoever arising from any use of this presentation or its contents or otherwise arising in connection with this presentation. The information set out herein may be subject to updating, completion, revision, verification and amendment and such information may change materially. This presentation is based on the economic, regulatory, market and other conditions as in effect on the date hereof. It should be understood that subsequent developments may affect the information contained in this presentation, which neither Company nor its affiliates, advisors or representatives are under an obligation to update, revise or affirm.*

*This presentation contains forward-looking statements based on the currently held beliefs and assumptions of the management of the Company, which are expressed in good faith and, in their opinion, reasonable. Forward-looking statements involve known and unknown risks, uncertainties and other factors, which may cause the actual results, financial condition, performance, or achievements of the Company or industry results, to differ materially from the results, financial condition, performance or achievements expressed or implied by such forward-looking statements. The risks and uncertainties relating to these statements include, but are not limited to, risks and uncertainties regarding expansion plans and the benefits there from, fluctuations in our earnings, our ability to manage growth and implement strategies, competition in our business including those factors which may affect our cost advantage, wage increases in India, our ability to attract and retain highly skilled professionals, our ability to win new contracts, changes in technology, availability of financing, our ability to successfully complete and integrate our expansion plans, liabilities, political instability and general economic conditions affecting our industry. Unless otherwise indicated, the information contained herein is preliminary and indicative and is based on management information, current plans and estimates. Industry and market-related information is obtained or derived from industry publications and other sources and has not been verified by us. Given these risks, uncertainties and other factors, recipients of this document are cautioned not to place undue reliance on these forward-looking statements. The Company disclaims any obligation to update these forward-looking statements to reflect future events or developments.*

*This presentation is not an offer for sale of securities in the UNITED STATES or elsewhere.*



### India

#### Hyderabad

Cigniti Technologies Ltd.  
6th Floor, ORION Block, "The V" (Ascendas)  
Plot #17 Software Units Layout  
Madhapur, Hyderabad-500081

### USA

#### Dallas

Cigniti Technologies Inc.  
433 E Las Colinas Blvd,  
Suite 1300, Irving, TX 75039

### USA

630 Freedom Business Center,  
3rd Floor, King of  
Prussia, PA 19406

### Canada

Cigniti Technologies Canada Inc  
2000 Argentia Road, Plaza 4, Suite 302,  
Mississauga, Ontario L5N 1W1.

### UK

Cigniti Technologies (UK) Limited  
WeWork , 8 Devonshire Square  
London, EC2M 4PL

### Australia

Cigniti Technologies (Australia) Pty Ltd  
Level 9, 401 Collins Street  
VIC 3000 Australia

### South Africa

Cigniti Technologies Ltd.  
Ballyclare Place, 14 Ballyclare  
Drive, Bryanston 2021

### Czech Republic

Cigniti Technologies Ltd.  
V parku 2316/12,  
Chodov, 14800 Praha 4

### Singapore

Cigniti Technologies Ltd.  
160 Robinson Road,  
#14-04 Singapore Business Federation  
Centre, Singapore – 068914

### UAE

Cigniti Technologies Ltd.  
Premises No. 6WB 643, Building  
Name 6WB, Dubai Airport Freezone  
Dubai, UAE

### Costa Rica

Via Lindora, 5th Floor,  
Radial Santa Ana/Belen,  
San Jose, CR 1090

Follow us:

