



MAIDEN FORGINGS LIMITED

Formerly Known As Maiden Forgings (P) Ltd.

(AN ISO 9001: 2015 COMPANY)

Regd. Office : B-5 Arihant Tower, Block-0,
: Vivek Vihar, Delhi - 110092
Unit I : E-201-Sector-17, Industrial Area, Kavi Nagar,
Ghaziabad-201 002 (U.P.) India
Unit II : C-19, B.S. Road, Industrial Area, Ghaziabad
Unit III : C-118, B.S. Road, Industrial Area, Ghaziabad

FACT. : 0120-4331283
0120-4221283
MOBILE : 9910321325
E-mail : maiden_forge@hotmail.com
Web. : www.maidenforgings.in
CIN No. U29810DL2005PLC132913

MFRS. : ALL TYPES OF BRIGHT STEEL BARS & WIRES OF FREE CUTTING ALLOY, MILD & STAINLESS STEEL & NAILS

Ref. No.

Date

June 14, 2023

To,
Department of Corporate Services/ Listing
BSE LIMITED
25th Floor, P J Towers
Dalal Street Mumbai-400001

Subject: **Submission of Investor Presentation on Audited Financial Results of the Company for financial year ended March 31, 2023**

Scrip Code: 543874

Dear Sir/Madam,

Pursuant to Regulation 30 of Securities Exchange Board of India (Listing Obligations and Disclosures Requirements) Regulations, 2015, the Company is hereby submitting Investor presentation on Audited Financial Results of the Company for the financial year ended March 31, 2023.

Submitted for your kind information and necessary records.

Thanking you,


**For and on behalf of
Maiden Forgings Limited**

Monika Negi
Digitally signed by
Monika Negi
Date: 2023.06.14 16:58:20
+05'30'

**Monika Negi
(Company Secretary and Compliance Officer)**




**Maiden Forgings
Limited**



**Investor
Presentation FY23**

Company Overview



Company Overview

Maiden Forgings Limited (MFL) has been manufacturing wide range of Bright Steel bars and wires from past 35 years, along with increasing focus on value add & specialized products.

The company was incorporated in 1988 as a sole proprietorship firm. It became a private limited company in 2005 and a public limited company in 2022.

MFL has complete in-house manufacturing facility including testing, pickling & annealing. It has become a domestic leader in the industry, offering reliable customized solutions and constant access to new and cutting-edge solutions to its customers.

KEY FACTS



Manufacturing Units & Location:

3



Manufacturing Unit Capacity & Size:

50,000 MT p.a.



Certifications:

ISO | PED



Global Relationships:

450+ customers



FY23

REVENUE: **₹ 221** Cr

EBITDA: **₹ 22** Cr

PAT: **₹ 10** Cr



MISSION

To engage in a collaborative effort with our Customers, Employees & Suppliers to boost Quality & Productivity of our machines and enhance Customer Satisfaction.



VISION

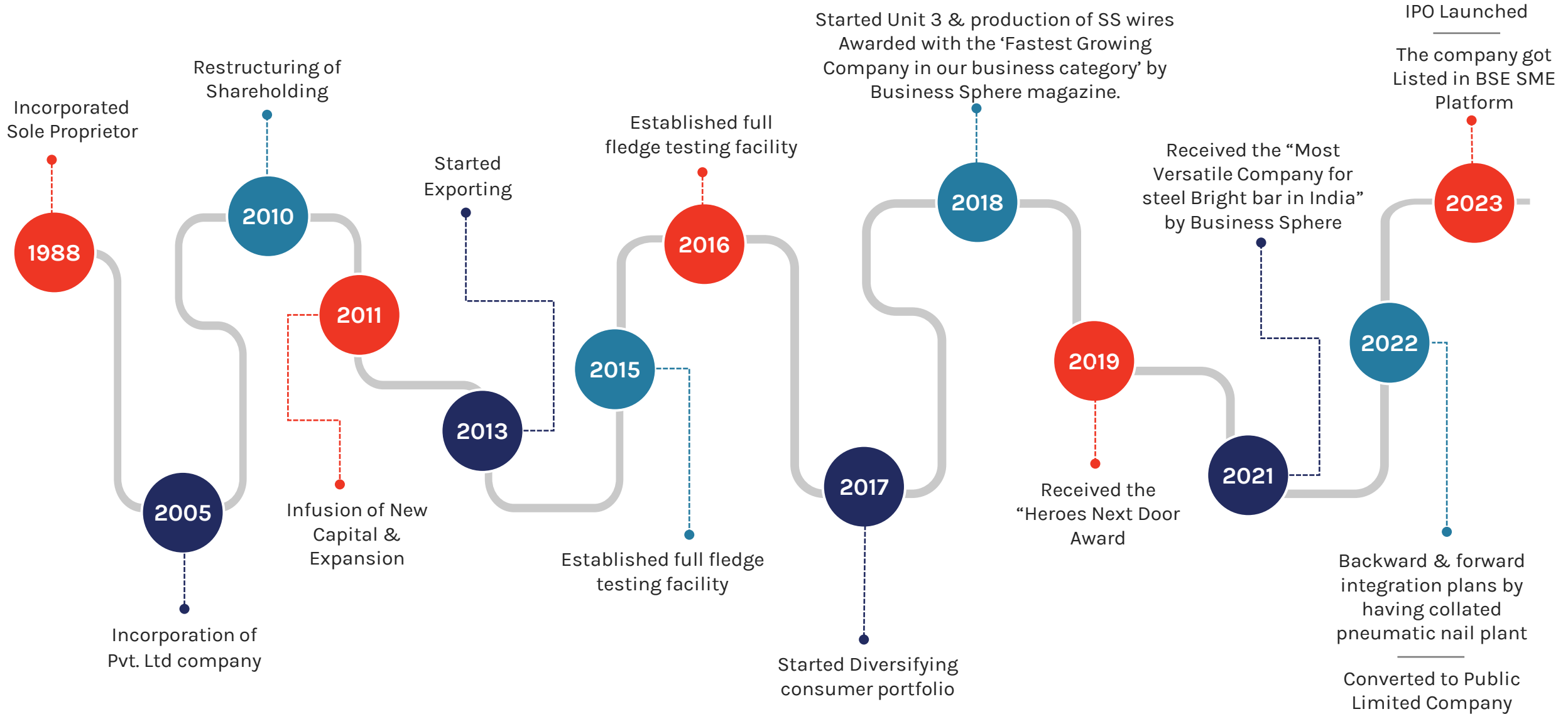
To become a global brand recognized for manufacturing 'Excellence', and to be the first choice of customers requiring 'Super Precision' machines tools.



Corporate Philosophy

Creating mutually beneficial long-term relationships with customers, suppliers, employees and all other stakeholders.

Key Milestones






Mrs Nivedita Garg
(Chairman & Director)

Mrs. Nivedita Garg completed her Post-Graduation from Delhi University after which she has been majorly involved with Maiden Forgings Ltd, since 2015. She currently heads the Planning and Administration tasks for all process implementation in the Human Resource Department. She plays an active role in finding resolutions to the problems and grievances of all the employees in the organization.



Mr Nishant Garg
(Managing Director)

Mr. Nishant Garg completed his MBA from Amity University and joined Maiden Forgings Ltd in the year 2011. With an amazing International and Domestic network, he heads the Marketing Department of the company. Climbing up the hierarchy after working at grass root levels, Nishant is being backed up well by the experienced Senior Management Team. He has amazing leadership skills and plans for increasing the export for Maiden Forgings Ltd.



Urvi Agarwal
(Independent Director)

Urvi Agarwal is a Software Engineer by academic qualification and a Motivational Speaker by profession. Apart from being an Independent Director at Maiden Forgings Ltd, Urvi is also the founder of Media 29 and a media and brand consultant to various high-end brands. She even plays a vital role in offering digital marketing consultation to various professionals and celebrities



Raj Kumar Mittal
(Independent Director)

Mr. Raj Kumar Mittal is a B.Tech Civil Engineer from the prestigious Zakir Hussain College of Engineering and Technology. After completing his academic pursuits in 1980, Mr Raj Kumar has played several roles while working with Delhi Development Authority. After his VRS from DDA, he joined Wig Brothers Construction Private Limited as the President of Projects and continued his service their till 2016. As of today, he is a renowned name for project construction consultancy across India.



Abhilash Rastogi
(Independent Director)

Mr. Abhilash Rastogi is a B.Tech in Electronics and Communication according to his academic background. By profession, Mr. Abhilash is an entrepreneur with his major business set up in Electrical Tradings in Delhi NCR.



Sanjay Bhattacharya
(COO)

Mr. Sanjay Bhattacharya completed his Post-Graduation from FMS, Delhi, post which he has been a part of the Management Teams of Telco and Escort for the past 30 years. He heads the Marketing & Operations Department at Maiden Forgings Ltd. Along with this, he is even an honorable guest lecturer for various top Management Institutions. He has a vast knowledge of Physical Chemistry and Metallurgy which he brings to the table as a COO of Maiden Forgings Pvt Ltd.



Prachla Garg
(CFO)

Prachla Garg is a Post-Graduate in Accounting and Finance and has been a part of various SMEs in her early career days. She has been an integral part of the Maiden Forgings Ltd, Team for the past 20 years and has delivered her work in relation to finance for customers, suppliers, and stakeholders in the most efficient manner.



Mayank Govil
(Marketing Head)

Mr. Mayank Govil is a Marketing Graduate from Delhi University. In his career of 10 years with Maiden Forgings Ltd, he has climbed the stairs to success by starting as back office marketing personnel to the current Marketing Head of the company. He is the perfect mixture of Dynamism, Young Blood, and Innovative Ideas, supported by the experience of the rest of the senior management team.



Manish Mittal
(Liaison Officer)


Out of his 30+ years of experience in the Liaison Field, Mr. Manish Mittal has worked with Maiden Forgings Ltd, for more than a decade now. Being an entrepreneur at heart, he has various manufacturing units of Furnishing Cloth, Handlooms, and Soaps. He plays a major role in dealing with Bankers, Certification Bodies, and Various Government Departments at Maiden Forgings Ltd.



RP Singh
(Technical Head)

Mr. R P Singh is a Mechanical Engineering Graduate with expertise in Bright Bar and Wire Industry. He has been the key architect of the plants of Maiden Forgings Ltd, since 2015. His team, which includes Mr. R D Singh and Mr. Rohit Singh (B.Tech), makes the quality control and delivery scheduling of all the products manufactured at Maiden Forgings Ltd. They are also responsible for the well-equipped Quality Control laboratory of the organization.

Business Overview






MFL manufactures its products in a large assortment of sizes starting from 0.19mm up to 100mm, from different grades of steel and in different shapes making it one of the few Indian manufacturing facilities offering such a diversified range of products. It is also expanding its portfolio through manufacturing of induction wire.

Application

- Automobile Industries
- Machining Equipment
- Fasteners
- Machining Tools
- Heavy Engineering
- Textile Industries
- Chemical Industry
- Plumbing
- Oil & Gas Industry
- Water Supply Systems
- Paper & Pulp Industry
- Power Plant
- Fabrication Industry
- General Purpose Applications
- Food Processing Industry
- Structural Pipe
- Heat Exchangers
- Mining Process
- Electric Pumps And Electric Motors
- Railway Engines And Coaches
- Army And Defence Sector
- Agricultural Sector
- Sports And Health Equipment
- Cold Headed Components



S.S. ROUND BRIGHT BARS

3mm to 100 mm



Carbon & Alloy Steel Bright Bars

3mm to 100 mm



Plastic Strip nails & wire welded coil nails

1mm To 7mm



S.S. Hex & Square Bright Bars

5mm to 65mm



Carbon & Alloy Steel Hex & Square Bright Bars

4mm to 65mm



S.S. Wires

0.25mm to 23mm



Carbon & Alloy Steel Wires

0.25mm to 23mm





Location:
Ghaziabad



Area:
12,500 square yards




Annual Capacity:
50,000 MT



Capacity Utilisation:
70%

The facility is equipped with all modern machineries & equipment's with inhouse quality testing facility & lab.

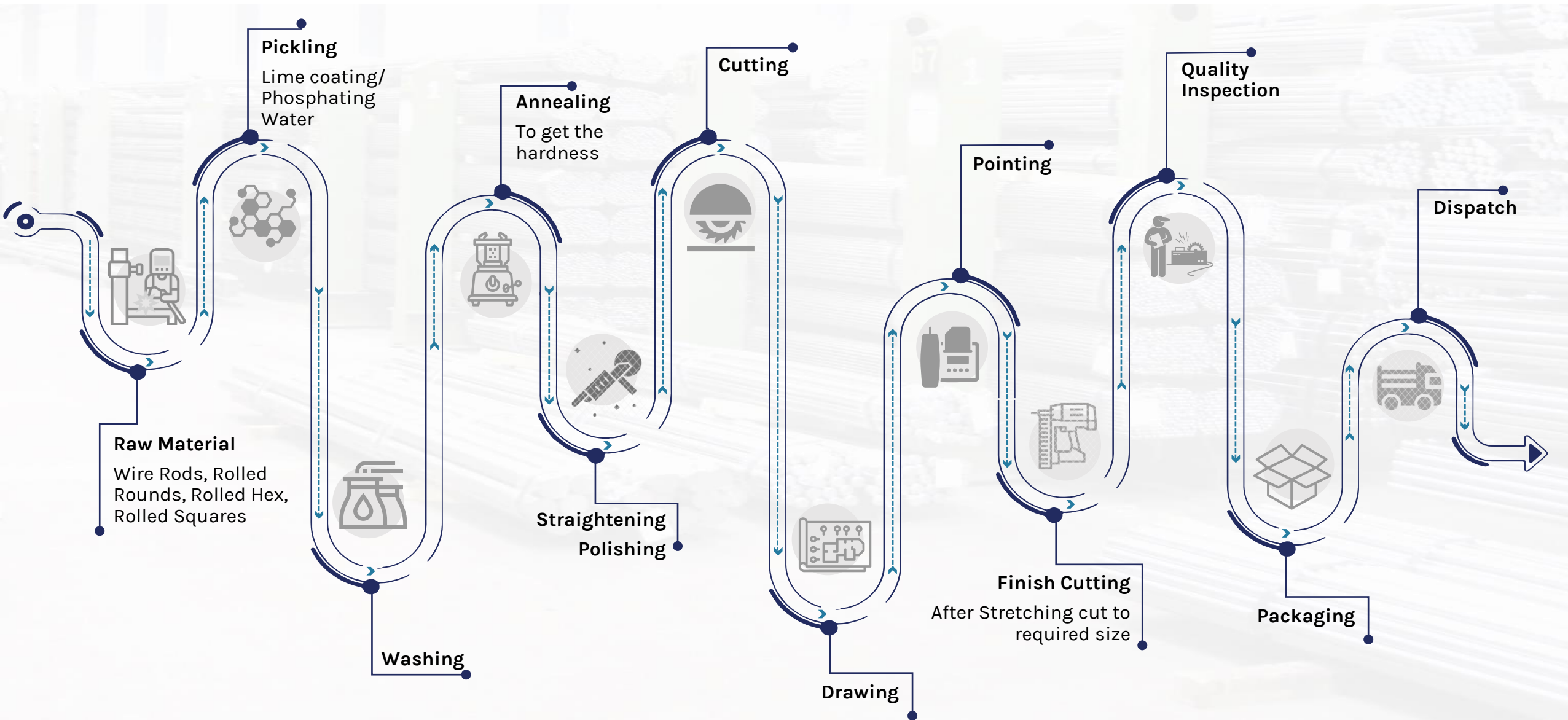


Three Strategically Located State-of-the-art Manufacturing Facilities



The current infrastructure facility is serving more than 450 diversified client.







Fastest Delivery Model

The Company produces and delivers Carbon & Alloy steel products within 48 hours of receiving the orders, whereas, the general industry standard is of 1 week's delivery minimum.

Firm commitment for deliveries


This strategy gives MFL an unbeatable customer loyalty, as the customer doesn't have to be scared of losses due to production halts due to raw material shortage as well as reduces their inventory costs.

Single Window Service

Customers get all requirements of Bright products of steel under one roof for their machining, fabrication, or any other steel needs.

Quality Consistency

Despite the delivery system being the fastest, the return rate of materials is less than 1% of the total produce, due to strong focus on quality parameters and systems. The Quality systems are directly checked on weekly system by the management directly. This has positioned us as a reliable brand in the market.



Company is planning for forward integration and shift towards “Specialty Steel” for **Import substitution** in India as well develop strong export markets, which will bring Sustainable improvement in business and margins.

STRATEGIC INITIATIVES CAN LEAD TO



Improve profitability



Increase in exports



Increase volumes of high margin products



Increase in-house manufacturing over job-work



Possibilities to integrate forward and backward



Focus on modern sectors

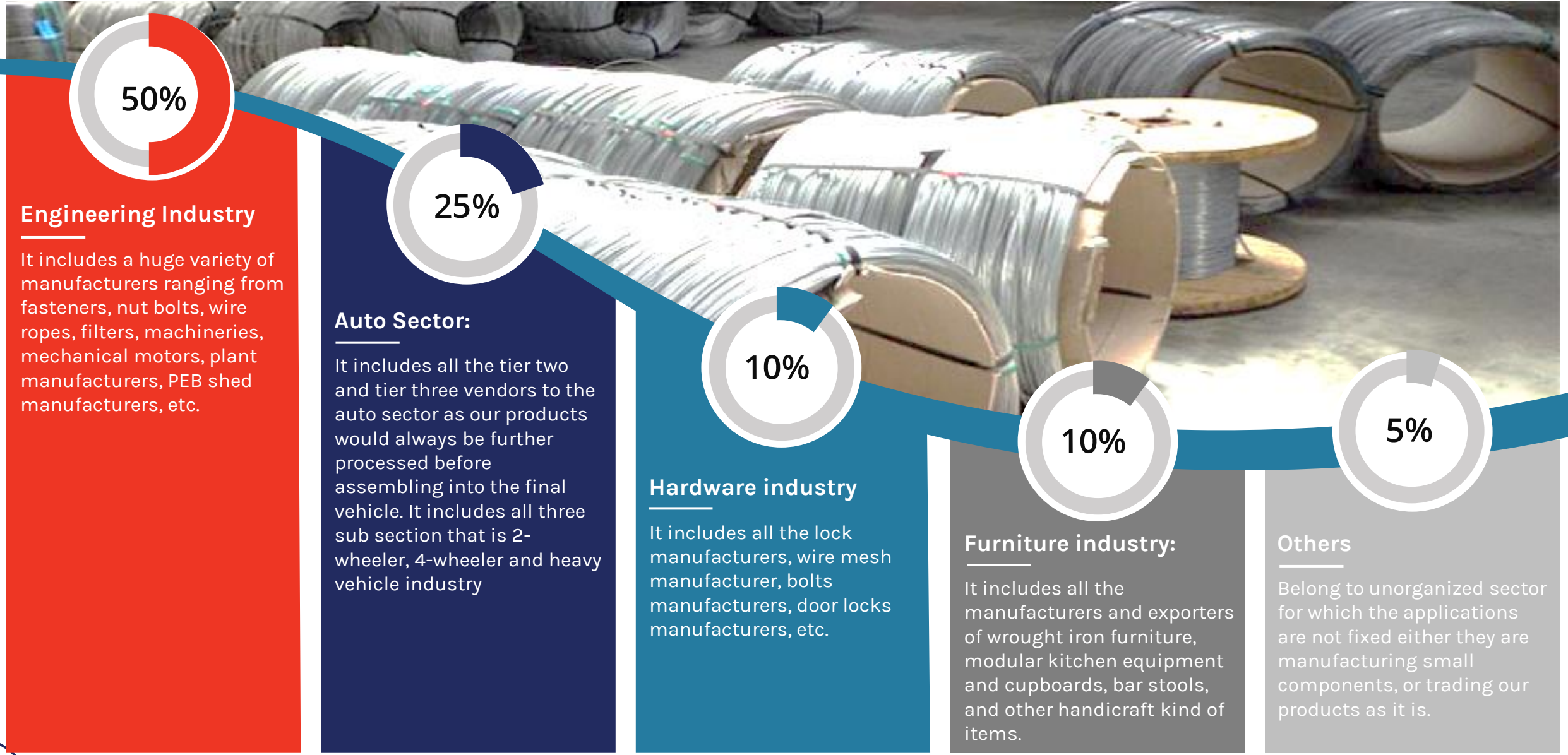
DIVERSIFYING PRODUCT PORTFOLIO

Plastic Coil Pneumatic Nails and Wire Welded Coil Nails

The project is targeted to produce plastic collated, paper collated and wire collated nails for the application in construction industry around the world. The project is targeted with 95% export oriented production as these nails are used in Pneumatic Nail Guns, which are currently being utilized by the Developed nations for saving the high labor costs as well as to enhance the speed of construction. The company has already started exporting the Pneumatic Nails since FY 2021-22. Initially the same was being manufactured under Job work. Once the company was confident of the project, it immediately ordered there inhouse plant with **installed capacity of Pneumatic Nail plant is 250 TPM having a total investment of around Rs. 8 crores, totally funded from internal accruals.**

Induction Tempered Wire

This product is being utilized in the automotive sector of India widely for the manufacturing of suspension, clutch and valve springs. India currently has huge demand and the quality materials manufactured from this technology are being imported from countries like Italy, Japan, South Korea, Malaysia and China. Our project will lead to a huge import substitution and would seize import dependency to a large extent



50%

Engineering Industry

It includes a huge variety of manufacturers ranging from fasteners, nut bolts, wire ropes, filters, machineries, mechanical motors, plant manufacturers, PEB shed manufacturers, etc.

25%

Auto Sector:

It includes all the tier two and tier three vendors to the auto sector as our products would always be further processed before assembling into the final vehicle. It includes all three sub section that is 2-wheeler, 4-wheeler and heavy vehicle industry

10%

Hardware industry

It includes all the lock manufacturers, wire mesh manufacturer, bolts manufacturers, door locks manufacturers, etc.

10%

Furniture industry:

It includes all the manufacturers and exporters of wrought iron furniture, modular kitchen equipment and cupboards, bar stools, and other handicraft kind of items.

5%

Others

Belong to unorganized sector for which the applications are not fixed either they are manufacturing small components, or trading our products as it is.





Presence & Network

- The Business is more than 3 decade old and have a relationships with buyers and sellers across the globe. The Company has network of more than 450 customers

Infrastructure

- The company has 3 owned manufacturing plant in, Ghaziabad.
- The plants are spread over 12,500 square yards
- The company has annual manufacturing capacity of 50000 MT
- Expanding through forward integration and value add products

Marque Clientele

- Long established relationship with customers , who are suppliers to Tier-I manufacturers
- Clients (end User) list include, Maruti, Toyota, Hyundai., Denso, Everest, Hero Etc.
- Customer base of 500 plus customers

Strengthening Financials

- Robust business growth the company is having revenue of more than Rs 200 crores
- With current expansion plans top line & bottom line will increase significantly.

Promoters & Team


- Visionary promoters with perfect mix of experience & Dynamism
- Cumulative experience of more than 40 years
- Strong & professional team

Supplies In Domestic As Well As International Markets
Maiden Forgings Limited has good vintage with all the top tier I and tier II suppliers of the auto makers such as Hero Motocorp, Bajaj, Maruti, Honda, BMW, etc., as well as in multiple engineering & consumer goods sector such as USHA, TTK, Prestige & Hawkins etc.






KEY CLIENTS



Industry Overview



Notable trends in the Indian steel industry.

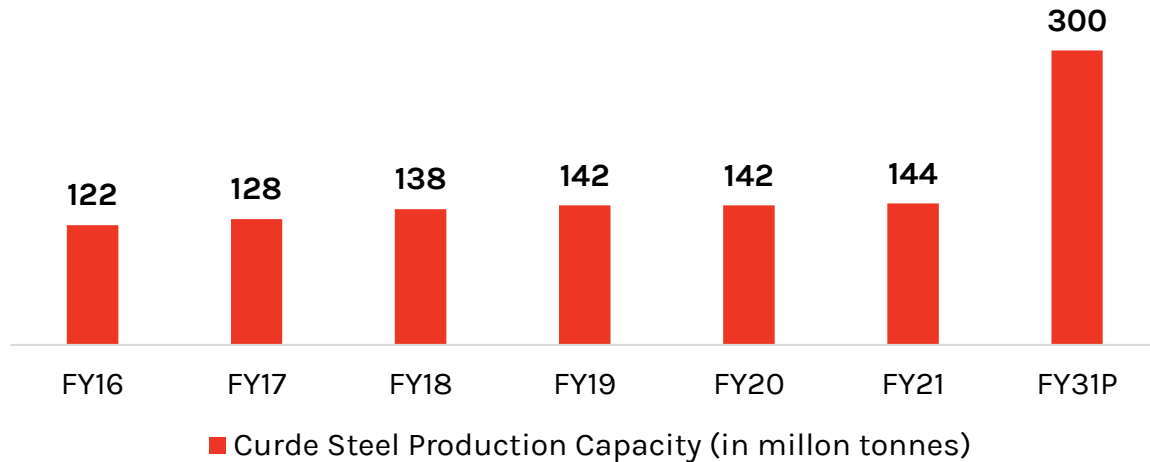
-  Growing investment
-  Strategic alliances
-  Entry of international companies
-  Increased emphasis on technological innovations
-  Vehicle Scrapage Policy to reduce steel prices

STRONG GROWTH OPPORTUNITIES

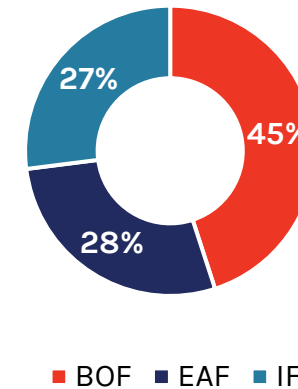
- 1 | Steel demand from the automotive sector is expected to increase due to rise in the demand for automobiles.
- 2 | The new Vehicle Scrapage policy will help in reducing steel prices as the policy enables recycling of materials used in old vehicles.
- 3 | The Smart Cities' Affordable Housing and industrial corridors are a few government initiatives to boost the steel industry
- 4 | Demand for steel from different sectors will drive this industry.
- 5 | Consumption of steel by India's infrastructure segment is expected to increase to 11% by FY26.
- 6 | On the healthcare front, key steel producers are now exceeding their capacities to produce oxygen cylinders for COVID patients.
- 7 | About 158 lakh metric tonnes (MT) of steel are likely to be consumed in the construction of houses sanctioned under the Pradhan Mantri Awas Yojana (Urban)

Steel Production Capacity Has Expanded Rapidly

Crude Steel Production Capacity (in million tonnes)



Crude Steel Production Capacity in FY20 - By Route (in%)



India's steel production capacity has expanded rapidly over the past few years, growing at a CAGR of 3.93% from 122 MT in FY16 to 143.9 MT in FY21. The National Steel Policy 2017 has envisaged achieving up to 300 MT of production capacity by 2030-31.

By FY22, India's total steel capacity is likely to increase to 150 MT annually.

BF-BOF route is expected to contribute 65% of the capacity, while the remaining 35% is expected to come from EAF & IF routes.

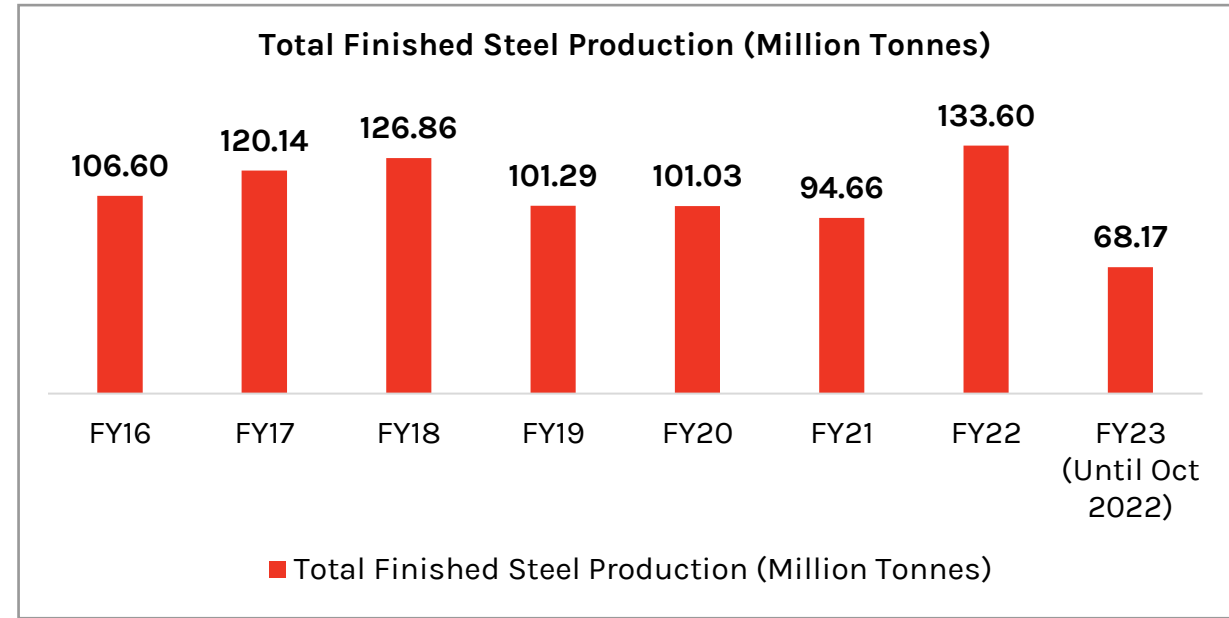
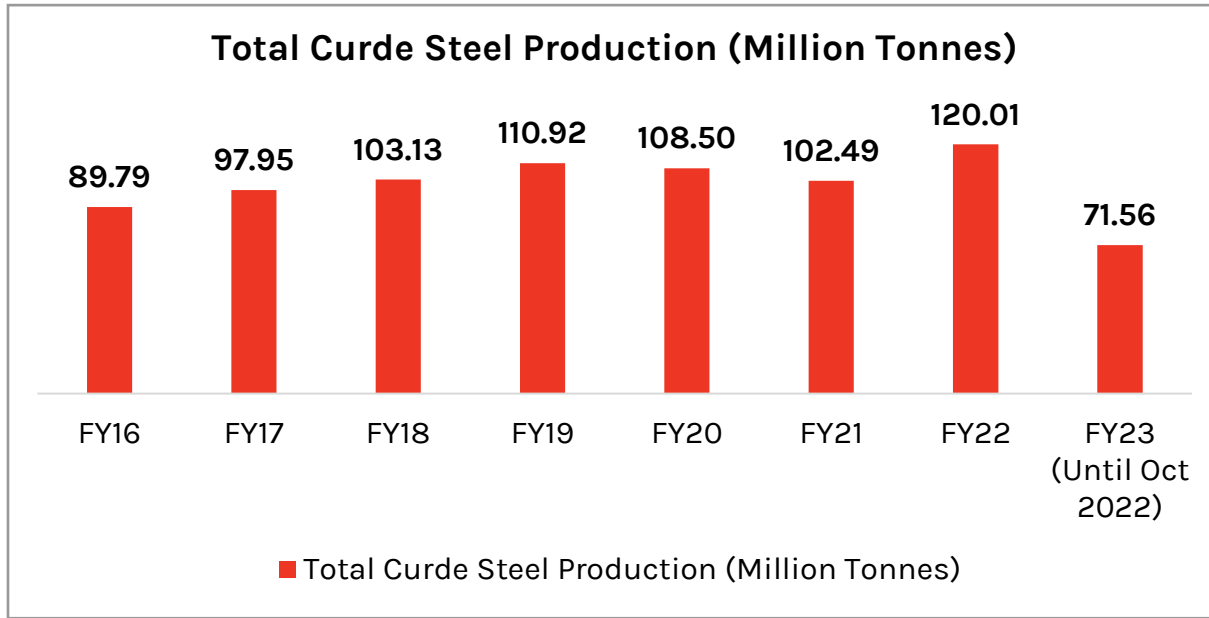
Expansion of production capacity to 300 MT will translate into additional investment of Rs. 10 lakh crore (US\$ 156.08 billion) by 2030-31.

Steel companies are looking to restart expansion projects on the back of surging steel process with a capacity addition of 29 MT.

Note: P - Projection, BF-BOF - Blast Furnace-Blast Oxygen Furnace, EAF - Electric Arc Furnace, IF - Induction Furnace, MT- million tonnes

Source: Joint Plant Committee, News Articles, Ministry of Steel, World Steel Association, CARE Ratings

Steel Production In India Has Been Growing At A Fast Pace



In April-October 2022, the production of crude steel and finished steel in India stood at 71.56 MT and 68.17 MT respectively.

In FY22, production of finished steel stood at 133.596 MT.

In FY22, production of crude steel and finished steel stood a 133.596 MT and 120.01 MT, respectively.

To support MSMEs, the government has reduced customs duty on stainless steel to 7.5%.

The Union Budget 2021-22 has a 34.5% YoY increase in allocation for capex at 5.54 lakh crore (US\$ 74.60 billion). The budget's focus is on creating infrastructure and manufacturing to propel the economy. In addition, enhanced outlays for key sectors such as defence services, railways, and roads, transport and highways would provide impetus to steel consumption.

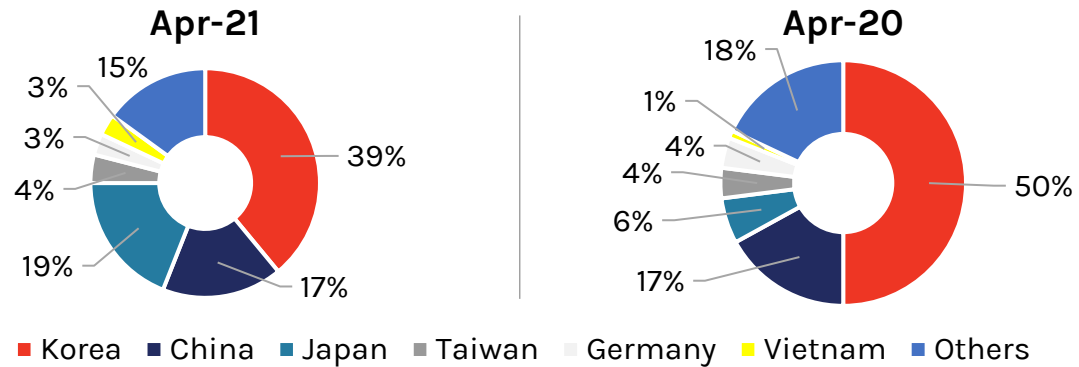
Notes: FY - Indian Financial Year (April - March), MT - Million Tonnes

Source: Joint Plant Committee, News Articles, Ministry of Steel, World Steel Association, CARE Ratings

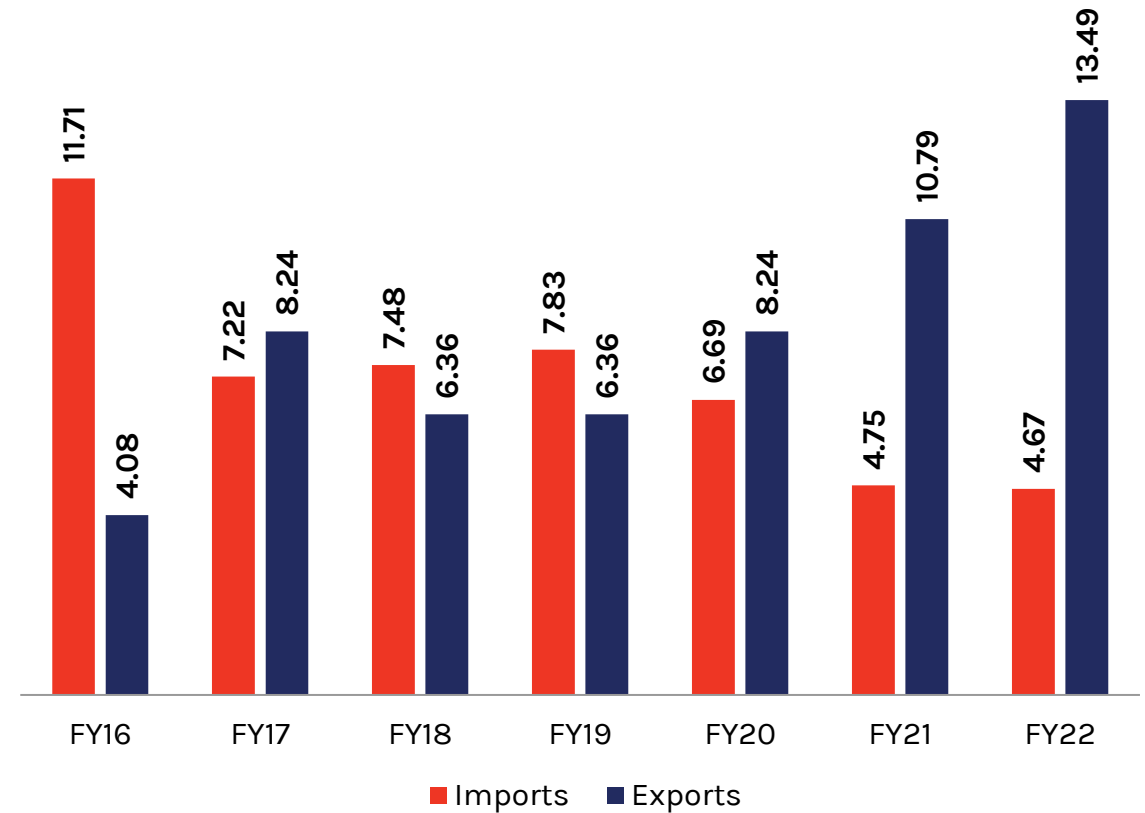
Trends In Import And Export Of Steel

In FY22, exports and imports of finished steel stood at 13.49 MT and 4.67 MT, respectively. In FY21, India exported 9.49 MT of finished steel
 In July 2022 exports of finished steel stood at 3.80 lakh MT.

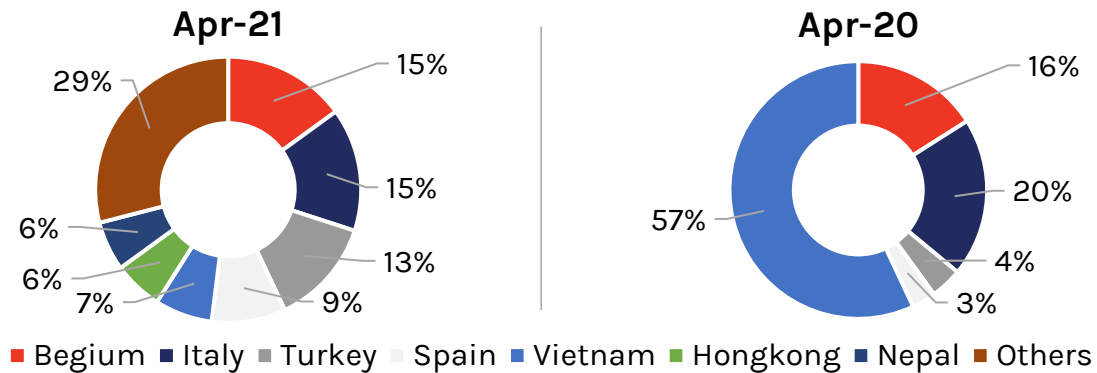
Import destinations of finished steel from India: Apr-21 vs. Apr-20



Finished steel export and import (in million tonnes)



Finished steel export source countries to India from India: Apr-21 vs. Apr-20




Notes: FY - Indian Financial Year (April - March), MT - Million Tonnes

Source: Ministry of Steel



Financial Overview

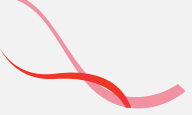


Particular	FY21	FY22	FY23
Revenues	199.24	210.51	220.82
Other Income	0.14	0.33	0.33
Total Income	199.38	210.84	221.15
Raw Material Costs	182.54	186.45	185.16
Employee Costs	1.68	1.81	3.13
Other Expenses	1.64	10.20	10.55
Total Expenditure	185.86	198.46	198.85
EBITDA	13.52	12.38	22.31
Finance Costs	7.06	5.96	5.48
Depreciation	4.08	3.41	3.52
PBT	2.38	3.02	13.31
Tax	0.69	0.82	3.70
PAT	1.69	2.19	9.61

In ₹ Cr

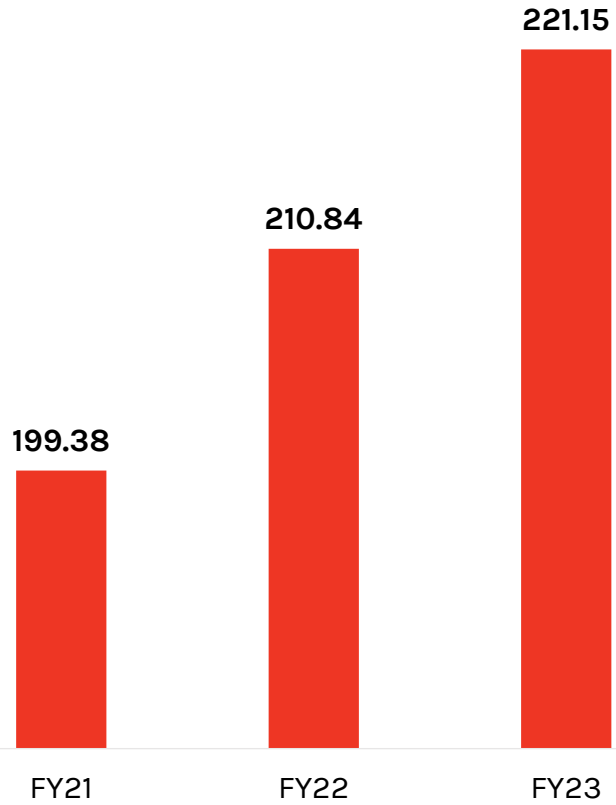
Equities & Liabilities	FY21	FY22	FY23
Equity	5.21	5.21	10.43
Reserves	23.78	25.99	30.29
Net Worth	28.99	31.21	40.72
Non Current Liabilities			
Long-term Borrowing	20.14	19.27	17.18
Deferred Tax Liabilities	0.43	0.32	0.34
Other Long Terms Liabilities	0.00	0.00	0.00
Long Term Provision	0.02	0.00	0.23
Total Non - Current Liabilities	20.59	19.59	17.75
Current Liabilities			
Short Term Borrowings	34.15	42.44	50.36
Trade Payables	12.66	7.31	12.65
Other Current Liabilities	7.58	8.67	1.65
Short Term Provision	0.87	0.93	3.68
Total Current Liabilities	55.26	59.34	68.34
Total Liabilities	104.84	110.14	126.81

Assets	FY21	FY22	FY23
Non Current Assets			
Fixed Assets	25.54	24.49	29.21
Non Current Investments	0.00	0.00	0.00
Other Non Current Financial Assets	4.30	4.29	4.55
Other Non Current Assets	0.00	0.01	0.73
Total Non Current Assets	29.84	28.79	34.48
Current Assets			
Inventories	36.54	41.43	50.38
Trade Receivables	33.06	27.15	24.99
Cash & Bank Balance	3.63	3.00	3.19
Other Current Financial Assets	0.57	9.67	13.03
Current Tax Assets (Net)	0.00	0.00	0.00
Other Current Assets	1.20	0.10	0.74
Total Current Assets	75.00	81.35	92.33
Total Assets	104.84	110.14	126.81

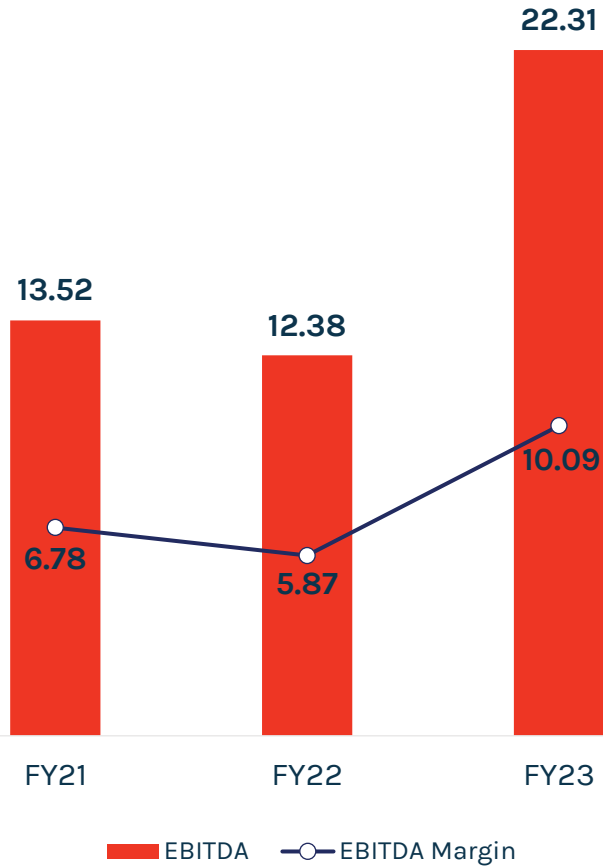


Key Financial Highlights

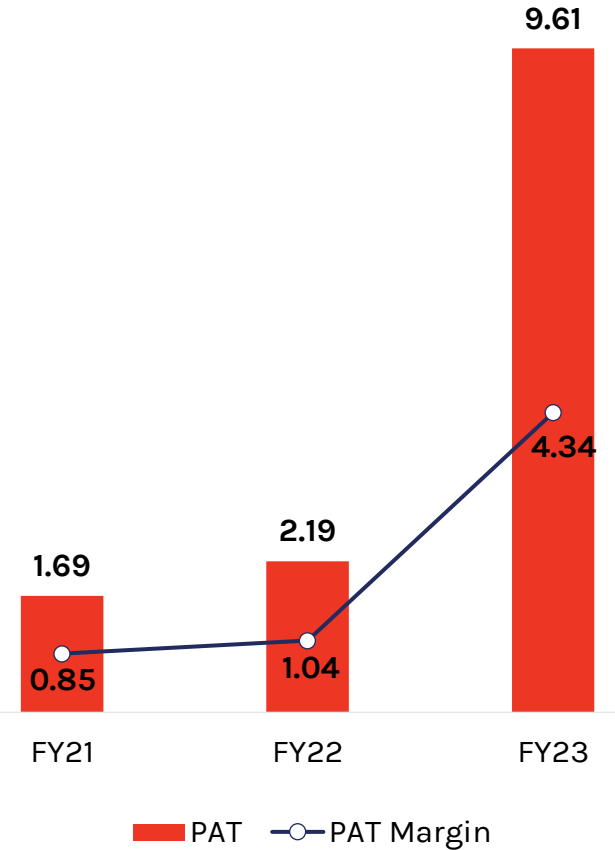
Total Income



EBITDA & EBITDA MARGIN

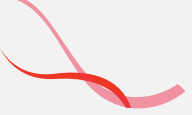


PAT & PAT MARGIN

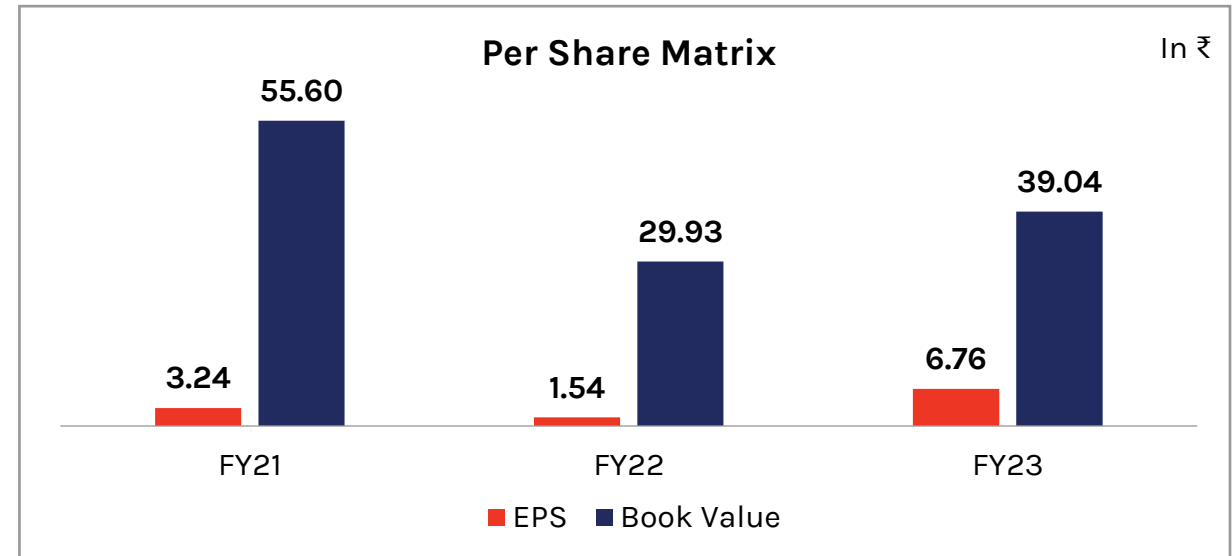
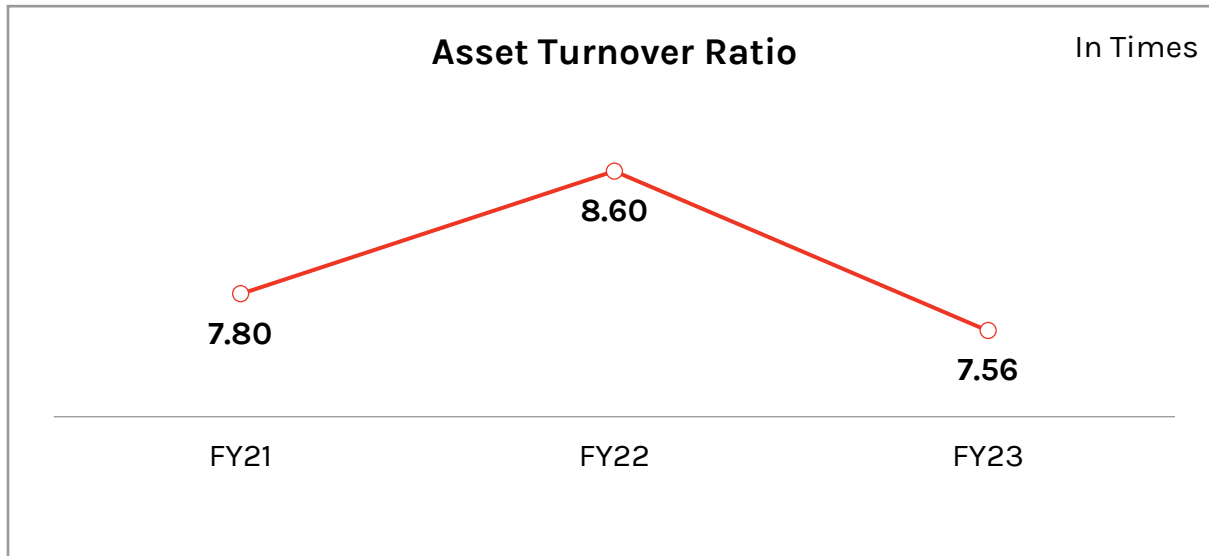
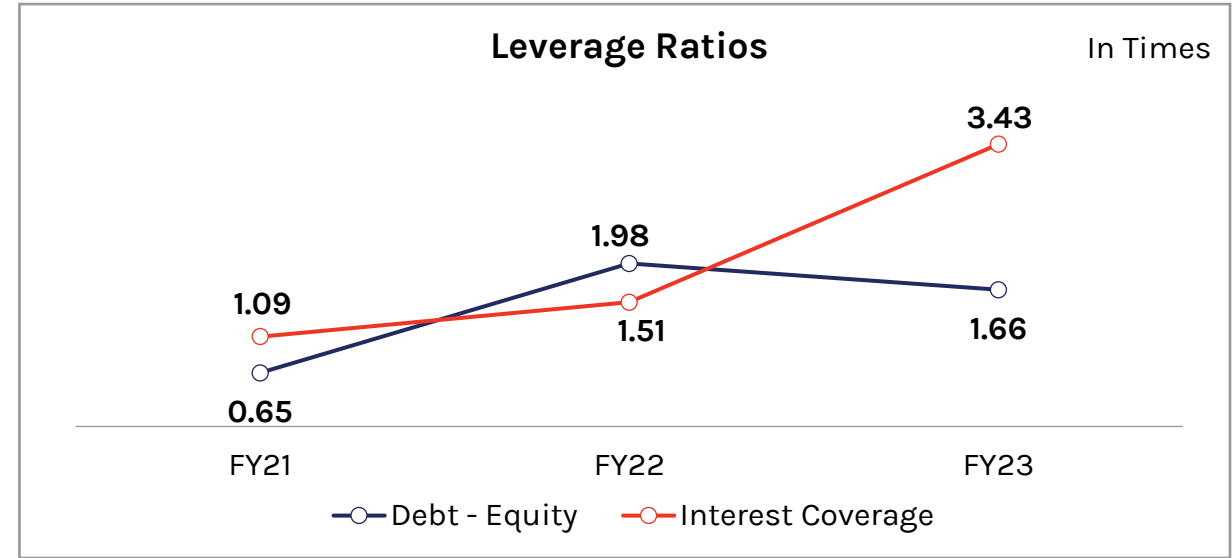
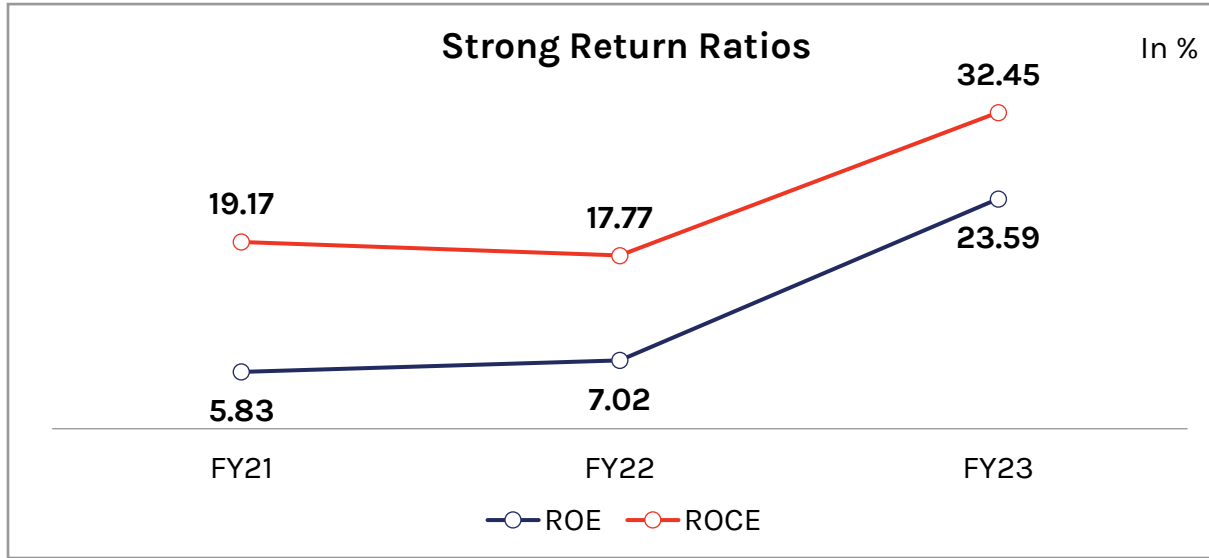


All Amount In ₹ Cr & Margins In %



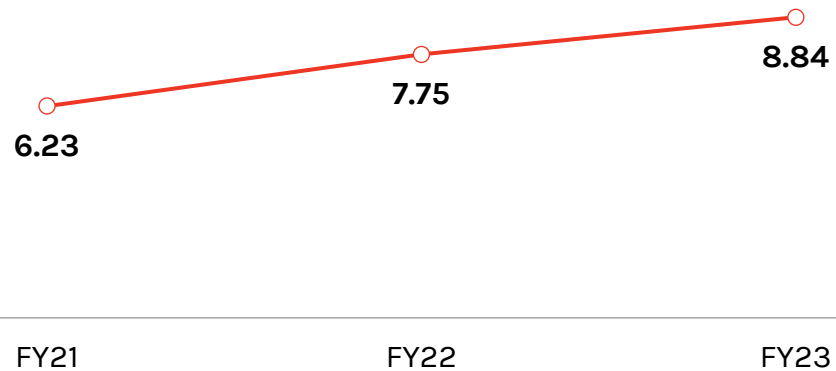


Key Financial Ratios



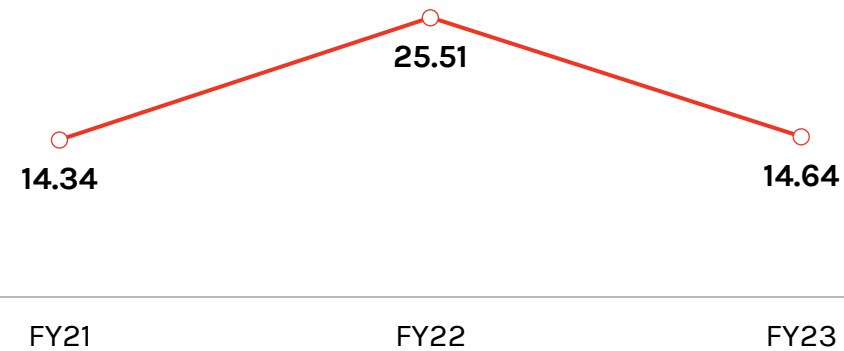
Trade Receivable Turnover Ratio

In Times



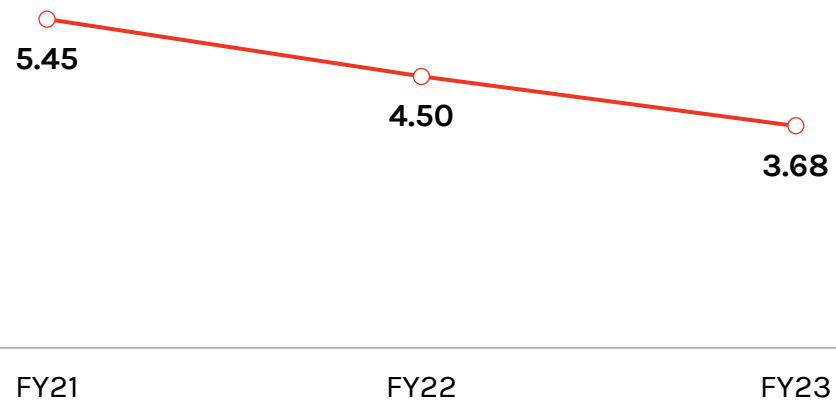
Trade Payable Turnover Ratio

In Times



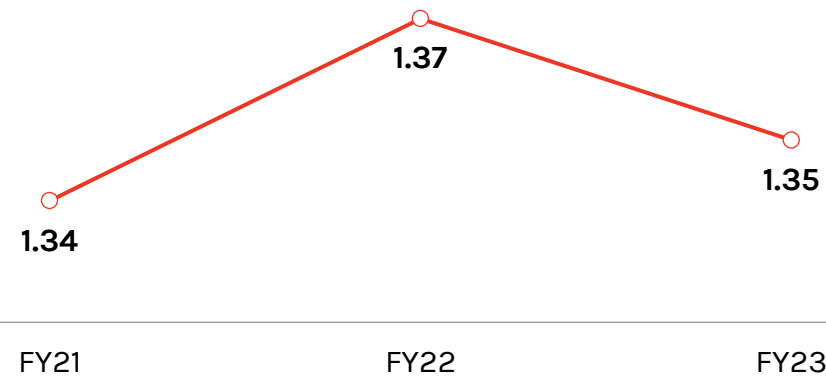
Inventory Turnover Ratio

In Times



Current Ratio

In Times





Maiden Forgings Limited

B-5, Arihant Tower, Block D Market, Vivek Vihar,
East Delhi, New Delhi - 110092.

Email: cs@maidenforgings.in

Phone: 011 - 4479 6732

Website: www.maidenforgings.in



Kirin Advisors Private Limited

713-B, Lodha Supremus II,
Wagle Estate, Thane West - 400 604.

E-mail: info@kirinadvisors.com

Phone: +91 22 4100 2455

Website: www.kirinadvisors.com

THANK YOU