

Danube Industries Limited

(Previously Known as Dwekam Industries Limited)

Reg. Off.: OFFICE NO. A-2101, PRIVILON, JODHPUR, BOPAL AMBLI BRTS ROAD, VEJALPUR, AHMEDABAD
CIN: L21015GJ1980PLC097420

Email Id: dwekamindustries@gmail.com

Website: www.dwekamindustriesltd.co.in

Date: 12/02/2020

To,
The BSE Limited
P.J. Towers,
Dalal Street,
Mumbai-400001

Scrip Code: 540361

Dear Sir/Madam,

Sub: Outcome of Board Meeting held on Wednesday 12th February, 2020.

This is to inform you that the Board of Directors of the Company at its meeting held on today i.e. 12th February, 2020 had inter alia, consider followings:

1. On the recommendation of the Audit Committee, has approved Un-audited Standalone Financial Results for the Quarter ended on 31st December, 2019 and the Limited Review Certificate on Un-audited Standalone Financial Results for the Quarter ended on 31st December, 2019. The copies of the same are enclosed herewith.

The Board meeting was commenced at 12:00 p.m. and concluded at 1.30 p.m.


Kindly consider the same and do the needful.

Thanking you,
Yours faithfully,

For, DANUBE INDUSTRIES LIMITED

Hukumat Meghraj Rajdev

HUKUMAT MEGHRAJ RAJDEV
MANAGING DIRECTOR
DIN: 00202615




DANUBE INDUSTRIES LIMITED
(Formerly Known as Dwekam Industries Limited)
(CIN: L21015GJ1980PLC097420)

Regd. Office :- A-2101, Privilon, B/h Iscon Temple, Ambli-Bopal Road, S G Highway, Ahmedabad-380054.


STATEMENT OF UN-AUDITED FINANCIAL RESULTS FOR THE QUARTER ENDED ON DECEMBER 31, 2019

Sr No	Particulars	(Rs. in lacs except Per share data)					
		Quarter ended December 31,2019	Quarter ended September 30, 2019	Quarter ended December 31,2018	Nine Month Ended December 31,2019 (Year to date for Current Period)	Nine Month Ended December 31,2018 (Year to date for Current Period)	Year to date figures for the March 31, 2019
		Un-Audited	Un-Audited	Un-Audited	Un-Audited	Un-Audited	Audited (Restated)
1	Revenue From Operations						
	(a) Revenue from Operations	388.76	-	-	388.76	-	-
	(b) Other Income	2.69	-	2.46	2.69	2.71	23.19
	Total Revenue (Net)	391.45	-	2.46	391.45	2.71	23.19
2	Expenses						
	a. Cost of Materials Consumed	-	-	-	-	-	-
	b. Purchases of Stock-in-trade	387.64	-	-	387.64	-	-
	c. Changes in inventories of Stock-in-Trade	-	-	-	-	-	-
	d. Employee benefits expenses	-	-	-	-	-	-
	e. Finance Cost	-	-	-	-	-	0.01
	f. Depreciation and Amortization Expenses	-	-	-	-	-	0.02
	g. Other Expenses	0.11	0.00	-	0.11	0.36	0.95
	Total Expenses	387.75	0.00	-	387.76	0.36	0.97
3	Profit/(Loss) before Exceptional and Extraordinary items and tax (1-2)	3.70	(0.00)	2.46	3.69	2.35	22.21
4	Exceptional Items	-	-	-	2.77	-	-
5	Profit/(Loss) before Extraordinary items and tax (3-4)	3.70	(0.00)	2.46	6.46	2.35	22.21
6	Extraordinary Items	-	-	-	-	-	-
7	Profit Before Tax (5-6)	3.70	(0.00)	2.46	6.46	2.35	22.21
8	Tax Expenses						
	(a) Current Tax	1.68	-	-	1.68	-	3.51
	(b) Deferred Tax	-	-	-	-	-	-
	Total Tax Expenses	1.68	-	-	1.68	-	3.51
9	Net Profit/(Loss) for the period from continuing Operations (7-8)	2.02	(0.00)	2.46	4.78	2.35	18.70
10	Profit (Loss) from Discontinuing operations before Tax	-	-	-	-	-	-
11	Tax Expenses of Discontinuing Operations	-	-	-	-	-	-
12	Net Profit/(Loss) from Discontinuing operations after Tax (10-11)	2.02	(0.00)	2.46	4.78	2.35	18.70
13	Share of Profit (Loss) of associates and Joint Vetures accounted for using equity method	-	-	-	-	-	-
14	Net Profit (Loss) for the period (12+13)	2.02	(0.00)	2.46	4.78	2.35	18.70
15	Other comprehensive income, net of income tax						
	a) i) Amount of item that will not be reclassified to profit or loss	-	-	-	-	-	-
	ii) Income tax relating to items that will not be reclassified to profit or loss	-	-	-	-	-	-
	b) i) item that will be reclassified to profit or loss	-	-	-	-	-	-
	ii) income tax relating to items that will be reclassified to profit or loss	-	-	-	-	-	-
	Total other comprehensive income, net of income tax	-	-	-	-	-	-
16	Total Comprehensive income for the period	2.02	(0.00)	2.46	4.78	2.35	18.70
17	Details of equity share capital						
	Paid-up Equity Share Capital	500.00	500.00	500.00	500.00	500.00	500.00
	Face Value of Equity Share Capital	10.00	10.00	10.00	10.00	10.00	10.00
18	Details of debt securities						
	Paid-Up Debt capital	-	-	-	-	-	-
	Face value of debt Securities	-	-	-	-	-	-
19	Reserve excluding revaluation reserves as per balance sheet of previous accounting year	-	-	-	-	-	(141.69)
20	Debt Redemption reserve	-	-	-	-	-	-
21	Earning per Share						
i	Earning per Share for Continuing Operations						
	Basic Earning (Loss) per share from Continuing operations	0.04	(0.00)	0.05	0.10	0.05	0.37
	Diluted Earning (Loss) per share from Continuing operations	0.04	(0.00)	0.05	0.10	0.05	0.37
ii	Earning per Share for discontinuing Operations						
	Basic Earning (Loss) per share from discontinuing operations	-	-	-	-	-	-
	Diluted Earning (Loss) per share from discontinuing operations	-	-	-	-	-	-
iii	Earnings per Equity Share						
	Basic Earning (Loss) per share from Continuing and discontinuing operations	0.04	(0.00)	0.05	0.10	0.05	0.37
	Diluted Earning (Loss) per share from Continuing and discontinuing operations	0.04	(0.00)	0.05	0.10	0.05	0.37



M. Raju

Note:	
1	The above un-audited financial results were reviewed by the Audit Committee and approved by the Board of Directors in their meeting held on 12th February, 2020.
2	The previous periods figures have been regrouped wherever necessary.
3	The Statutory auditors of the company have carried out a "Limited Review report" of the above results as per Regulation 33 of the SEBI (Listing Obligation and Disclosure Requirement) Regulations, 2015.
4	The Company has adopted Indian Accounting Standards (Ind AS) with effect from 1st April, 2017 and accordingly, the above results have been prepared in accordance with the companies (Indian Accounting Standards) Rules, 2015 prescribed under Section 133 of the Companies Act,2013.

<p>Place: Ahmedabad Date: 12th February, 2020</p>	<p>For and on Behalf of the Board of Danube Industries Limited</p>  <p><i>Amj Rajdev</i> (Director)</p>
---	---

