



Safety • Quality • Reliability

January 25, 2023

To,
National Stock Exchange of India Limited
Exchange Plaza, Bandra Kurla Complex
Bandra (E)
Mumbai -400 051
Trading Symbol: "SOLARINDS EQ"
Through NEAPS

To,
BSE Limited
Floor no.25, PJ Towers
Dalal Street
Mumbai - 400 001
Scrip Code: 532725
Through BSE Listing Center

Sub: Fact Sheet - Presentation on Unaudited Financial Results for the quarter and nine months ended on December 31, 2022.

Dear Sir/Madam,

Pursuant to Regulation 30 of the SEBI (Listing Regulations & Disclosure requirements) Regulations, 2015, we are enclosing herewith a copy of the presentation to analysts/investors on Un-audited Financial Results of the Company for the quarter and nine months ended on December 31, 2022.

The above information is also available on the website of the Company i.e. www.solargroup.com.

This is for your information and record.

Kindly acknowledge the receipt of the same.

Yours truly,

For Solar Industries India Limited

Khushboo Pasari
Company Secretary &
Compliance Officer



Solar Industries India Limited

Regd. Office : "Solar" House, 14, Kachimet, Amravati Road, Nagpur - 440023, INDIA

☎ (+91)712-6634555/567 📠 (+91) 712-6634578 ✉ solar@solargroup.com

CIN : L74999MH1995PLC085878 🌐 www.solargroup.com



उन्नति के
सफर पर।

Q3FY23 & 9MFY23
Solar Industries India Ltd



Snapshot

Q3FY23 v/s Q3FY22

उन्नति के सफर पर।
Rs in Crs.

SALES

1812Cr
↑ 78%
1018Cr

EBIDTA

357Cr
↑ 93%
185Cr

PBT

299Cr
↑ 107%
144Cr

PAT

219Cr
↑ 109%
105Cr

9MFY23 v/s 9MFY22

SALES

4994Cr
↑ 90%
2631Cr

EBIDTA

952Cr
↑ 89%
503Cr

PBT

800Cr
↑ 106%
388Cr

PAT

591Cr
↑ 110%
281Cr



Domestic Quantity & Realizations

उन्नति के सफर पर।

Q3FY23 v/s Q3FY22

Explosives

Initiating Systems

Quantity (MT)

Rate (in Rs)

Value (Cr)

Value (Cr)

122030

↑ 17%

104717

71745

↑ 46%

49004

876

↑ 71%

513

133

↑ 32%

101

9MFY23 v/s 9MFY22

Explosives

Initiating Systems

Quantity (MT)

Rate (in Rs)

Value (Cr)

Value (Cr)

324544

↑ 13%

286841

71778

↑ 63%

43951

2330

↑ 85%

1261

374

↑ 33%

281



Quarterly Results

उन्नति के सफर पर।

	Rs. in Crs				% of Net Sales			
	Q2FY23	Q3FY23	Q3FY22	% Change	Q2FY23	Q3FY23	Q3FY22	Change
Net Sales	1566.60	1811.75	1017.87	78%				
Material Consumed	933.33	1151.45	599.77	92%	59.58%	63.55%	58.92%	4.63
Employee Cost	86.50	91.71	67.39	36%	5.52%	5.06%	6.62%	(1.56)
Other Expenses	247.79	219.08	172.74	27%	15.82%	12.09%	16.97%	(4.88)
EBIDTA	303.34	356.75	185.04	93%	19.36%	19.69%	18.18%	1.51
Depreciation	30.35	32.01	27.19	18%	1.94%	1.77%	2.67%	(0.90)
Interest/ Fin	19.41	25.46	13.41	90%	1.24%	1.41%	1.32%	0.09
PBT	253.51	299.41	144.44	107%	16.19%	16.52%	14.19%	2.33
TAX	64.89	79.99	39.38	103%	25.60%	26.72%	27.26%	(0.54)
PAT	188.62	219.42	105.06	109%	12.04%	12.11%	10.32%	1.79



Nine Monthly Results

उन्नति के सफर पर।

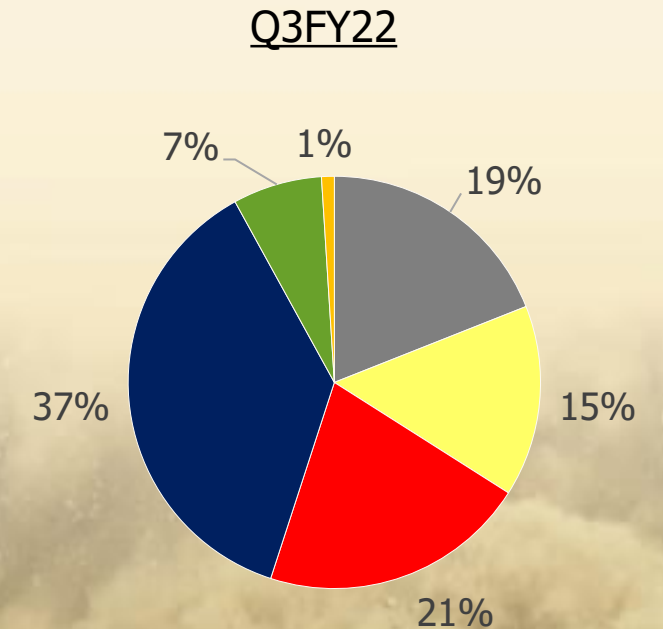
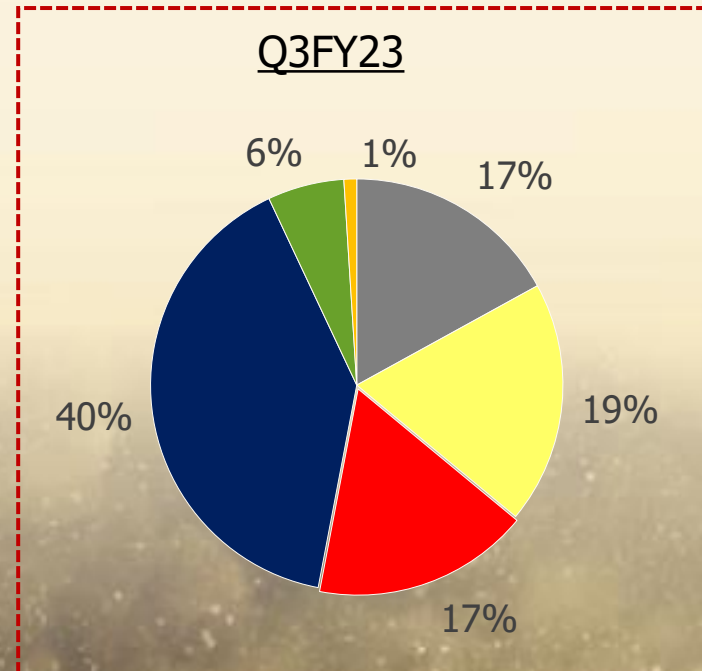
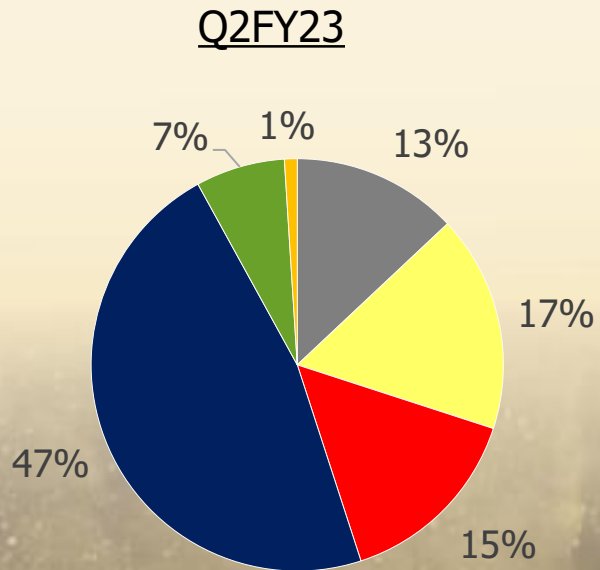
	Rs.in Crs			% of Net Sales		
	9MFY23	9MFY22	% Change	9MFY23	9MFY22	Change
Net Sales	4993.99	2630.76	90%			
Material Consumed	3151.68	1511.11	109%	63.11%	57.44%	5.67
Employee Cost	253.45	200.90	26%	5.08%	7.64%	(2.56)
Other Expenses	657.40	434.31	52%	13.16%	16.51%	(3.35)
EBIDTA	951.64	503.33	89%	19.06%	19.13%	(0.07)
Depreciation	92.90	79.62	17%	1.86%	3.03%	(1.17)
Interest/ Fin	59.14	35.47	66%	1.18%	1.35%	(0.17)
PBT	799.64	388.24	106%	16.01%	14.76%	1.25
TAX	208.97	107.56	94%	26.13%	27.70%	(1.57)
PAT	590.67	280.68	110%	11.83%	10.67%	1.16



उन्नति के सफर पर।
Rs.in Crs

Quarterly Customers

Customer	Q2FY23	% of Sales	Q3FY23	% of Sales	Q3FY22	% of sales	Change YoY
CIL	198	13%	314	17%	192	19%	64%
Non CIL & Institutional	267	17%	342	19%	147	15%	133%
Housing & Infra	241	15%	304	17%	215	21%	41%
Exports & Overseas	739	47%	729	40%	377	37%	93%
Defence	111	7%	110	6%	73	7%	51%
Others	11	1%	13	1%	14	1%	-7%
Total	1567		1812		1018		78%

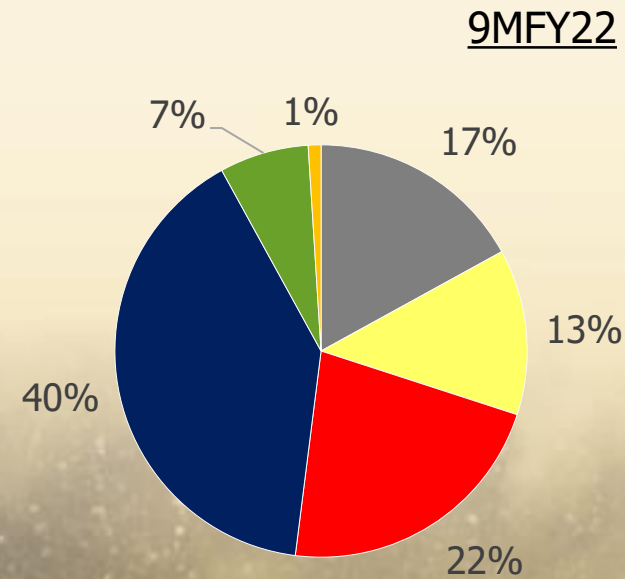
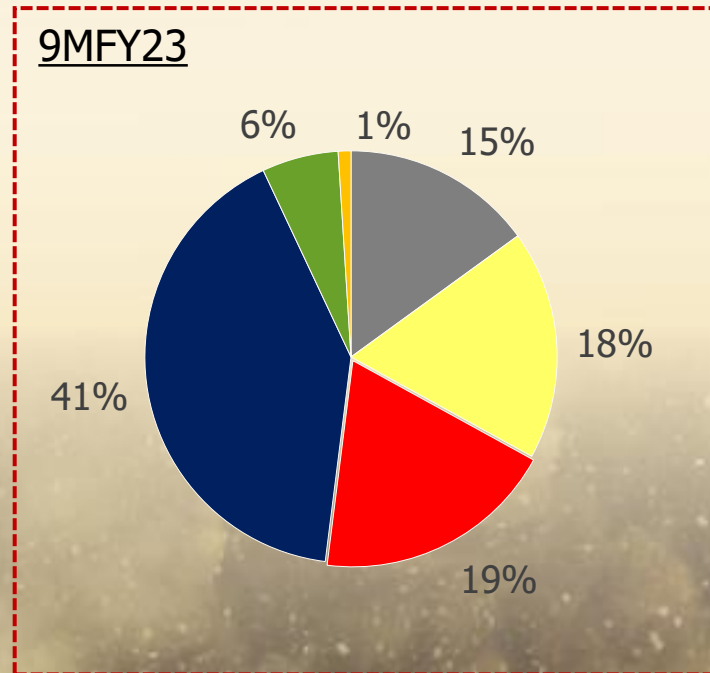




उन्नति के सफर पर।
Rs.in Crs

Nine Monthly Customers

Customer	9MFY23	% of Sales	9MFY22	% of sales	Change YoY
CIL	763	15%	453	17%	68%
Non CIL & Institutional	899	18%	339	13%	165%
Housing & Infra	942	19%	587	22%	60%
Exports & Overseas	2060	41%	1047	40%	97%
Defence	285	6%	177	7%	61%
Others	45	1%	28	1%	61%
Total	4994		2631		90%



Order Book Status


Order Book stands at Rs.3389Crs





Shareholding as on 31.12.22

Promoter's Holding: 73.15%



Mutual Funds

SBI-MF (7.12), Kotak Fund (4.57), HDFC (1.65), Others (1.09)

FII

Fidelity, Fiam & Variable group (3.95), Vanguard (0.93), Ishares (0.43) DFA Investments (0.29), Others (1.12)

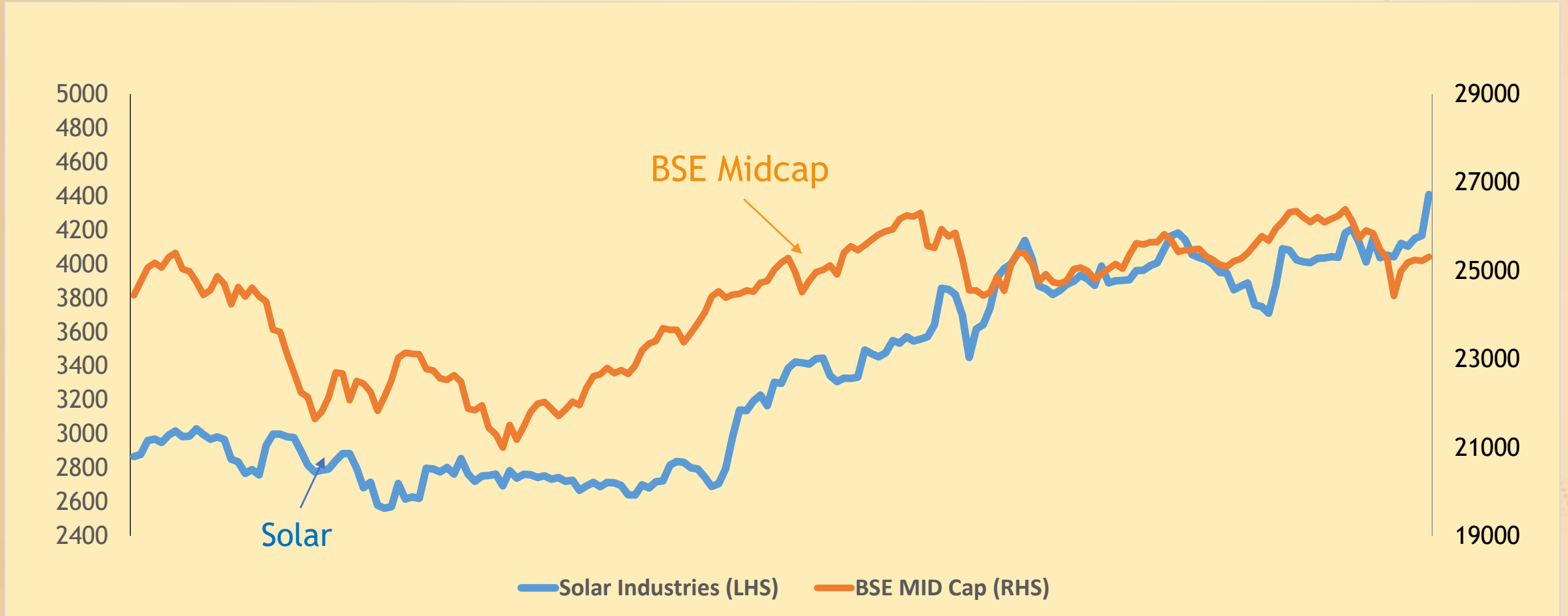
उन्नति के सफर पर।





Solar v/s BSE Mid Cap Apr-Dec 2022

उन्नति के सफर पर।



Return:

54%

4%



उन्नति के सफर पर।

Thank You
Solar Industries India Limited