



भारतीय कंटेनर निगम लिमिटेड  
Container Corporation of India Ltd.

बहुविध संभारतंत्र कंपनी

A Multi-modal Logistics Company

(भारत सरकार का नवरत्न उपक्रम)

(A Navratna CPSE of Govt. of India)

कॉन/ आईआरसी/SE/104/Vol-VII/

दिनांक : 30.10.2019

- 1. The Bombay Stock Exchange Ltd.,**  
Phiroze Jeejeebhoy Towers, Dalal Street  
Mumbai-400001
- 2. National Stock Exchange of India Ltd.**  
Exchange Plaza, 5<sup>th</sup> Floor, Plot No. C/1,  
G Block, Bandra-Kurla Complex,  
Bandra (E), Mumbai-400 051
- 3. National Securities Depository Ltd.**  
Trade World, 4<sup>th</sup> Floor, Kamala Mills Compound  
Senapati Bapat Marg, Lower Parel  
Mumbai-400 023
- 4. Central Depository Services (India) Limited**  
Phiroze Jeejeebhoy Towers, 28<sup>th</sup> Floor,  
Dalal Street, Mumbai-400 023

Dear Sir/Madam,

**Subject : Outcome of Board Meeting of CONCOR held on 30.10.2019**


Pursuant to Regulation 33 of the SEBI (Listing Obligations and Disclosure Requirements) Regulations, 2015, the un-audited standalone and consolidated Financial Results (Provisional) & Segment wise Revenue, Results & Capital Employed (Provisional) for the quarter and period ended on 30<sup>th</sup> September 2019 duly approved by Board of Directors in its meeting held today are submitted herewith. Further, the limited review report for these results has been provided by the Statutory Auditors. Accordingly, please find enclosed the following:

- The Limited Review Report issued by the Statutory Auditors; and
- The Standalone and Consolidated results for quarter and period ended on 30<sup>th</sup> September 2019 as approved by the Board of Directors.

This is for your information and record please.

धन्यवाद ।

भवदीय,  
कृते भारतीय कंटेनर निगम लिमिटेड

  
(हरीश चन्द्रा)

कार्यकारी निदेशक (वित्त) एवं क. स.





पंजीकृत कार्यालय : कॉनकॉर भवन, सी-3, मथुरा रोड, जसौला मेट्रो स्टेशन के पास, नई दिल्ली-110076 दूरभाष : 41673093, 94, 95 & 96, फैक्स : 41673112  
Regd. Office : CONCOR Bhawan, C-3, Mathura Road, New Delhi-110076, CIN : L63011DL 1988GOI030915  
Tel. : 41673093, 94, 95 & 96, Fax : 41673112, ई-मेल/E-mail : co.pro@concorindia.com, वेबसाइट/Website : www.concorindia.com

कंटेनर की बात, कॉनकॉर के साथ, Think Container, Think CONCOR

**Independent Auditor's Review Report on Standalone Unaudited Quarterly Financial Results of Container Corporation of India Limited Pursuant to the Regulation 33 of the SEBI (Listing Obligations and Disclosure Requirements) Regulations, 2015 for the quarter ended September 30, 2019**


To  
The Board of Directors  
Container Corporation of India Limited  
C-3, Mathura Road, Opposite Apollo Hospital,  
New Delhi-110076

1. We have reviewed the accompanying statement of unaudited standalone financial results ('The Statement') of Container Corporation of India Limited ('The Company') for the half year and quarter ended 30<sup>th</sup> September, 2019, attached herewith, which includes results for the half year ended on that day reviewed by Branch Auditors. The statement is being submitted by the company pursuant to the requirement of Regulation 33 of the SEBI (Listing Obligation and Disclosure Requirements) Regulation 2015, as amended, read with SEBI Circular No. CIR/CFD/CMDI/44/2019 dated 29th March, 2019('the circular'). This statement is the responsibility of the Company's Management and has been approved by the Board of Directors. Our responsibility is to issue a report on these financial statements based on our review.
2. We conducted our review in accordance with the Standard on Review Engagement (SRE) 2410, "Review of Interim Financial Information Performed by the Independent auditor of the entity" issued by the Institute of Chartered Accountants of India. This standard requires that we plan and perform the review to obtain moderate assurance as to whether the financial statements are free of material misstatement. A review is limited primarily to inquiries of company personnel and analytical procedures applied to financial data and thus provide less assurance than an audit. We have not performed an audit and accordingly, we do not express an audit opinion.
3. Based on our review, nothing has come to our attention that causes us to believe that the accompanying statement of unaudited financial results prepared in accordance with applicable accounting standards and other recognized accounting practices and policies has not disclosed the information required to be disclosed in terms of Regulation 33 of the SEBI (Listing Obligations and Disclosure Requirements) Regulations, 2015 including the manner in which it is to be disclosed, or that it contains any material misstatement.

**4. Emphasis of Matter**

We draw the attention:


(i) Refer note 3(a) regarding provision of Rs.861.05 crores for SEIS benefits, accounted for in financial years 2015-16 to 2018-19. The amount has been provided during the quarter, as the amount considered ineligible by Directorate General of Foreign Trade (DGFT).



- (ii) Refer note 4 regarding the impairment of its investment in Share Capital of its wholly owned Subsidiary, M/s. Fresh & Healthy Enterprise Limited, as the company is of the view that there will be no impairment in its investment as it is implementing a re-engineering plan and has made further investment in the said Subsidiary.


Our opinion is not qualified.

**For S. N. Nanda & Co.**  
Chartered Accountants  
FRN: 000685N



S. N. Nanda  
Partner  
M. No: 005909  
UDIN: 19005909AAAAAV6965

Date: 30.10.2019  
Place: New Delhi



**Independent Auditor's Review Report on the Quarterly Unaudited Consolidated Financial Results of the Company Pursuant to the Regulation 33 of the SEBI {Listing Obligations and Disclosure Requirements} Regulations, 2015, as amended**

To  
**The Board of Directors**  
**Container Corporation of India Ltd**

1. We have reviewed the accompanying Statement of Consolidated Unaudited Financial Results of Container Corporation of India Ltd ("the Parent") and its subsidiaries (the Parent and its subsidiaries together referred to as "the Group"), and its share of the net profit/(loss) after tax and total comprehensive income / loss of its associates and jointly controlled entities for the quarter ended September 30, 2019 and for the period 01.04.2019 to 30.09.2019 ("the Statement") attached herewith, being submitted by the Parent pursuant to the requirement of Regulation 33 of the SEBI (Listing Obligations and Disclosure Requirements) Regulations, 2015, as amended ('the Regulation') read with SEBI Circular No CIR/CFD/CMDI/44/2019 dated March 29, 2019 ('the circular'). Attention is drawn to the fact that the consolidated figures for the corresponding quarter ended 30.09.2018 and the corresponding period from 01.04.2018 to 30.09.2018, as reported in these financial results have been approved by the Parent's Board of Directors, but have not been subjected to review.
2. This Statement, which is the responsibility of the Parent's Management and approved by the Parent's Board of Directors, has been prepared in accordance with the recognition and measurement principles laid down in Indian Accounting Standard 34 "Interim Financial Reporting" ("Ind AS 34"), prescribed under Section 133 of the Companies Act, 2013, and other accounting principles generally accepted in India. Our responsibility is to express a conclusion on the Statement based on our review.
3. We conducted our review of the Statement in accordance with the Standard on Review Engagements (SRE) 2410 "Review of Interim Financial Information Performed by the Independent Auditor of the Entity" issued by the Institute of Chartered Accountants of India. A review of interim financial information consists of making inquiries, primarily of persons responsible for financial and accounting matters, and applying analytical and other review procedures. A review is substantially less in scope than an audit conducted in accordance with Standards on Auditing and consequently does not enable us to obtain assurance that we would become aware of all significant matters that might be identified in an audit. Accordingly, we do not express an audit opinion.

We also performed procedures in accordance with the circular issued by the SEBI under Regulation 33 (8) of the SEBI (Listing Obligations and Disclosure Requirements) Regulations, 2015, as amended, to the extent applicable.

4. The Statement includes the results of the following entities:

**List of Subsidiaries:**

Fresh and Health Enterprises Limited, Sidcul Concor Infra Company Limited, Concor Air Limited, Punjab Logistics Infra Limited.



**List of Jointly controlled entities:**


Gateway Terminals India Private Limited, Halcon, Angul Sukinda Railway Limited, CMA CGM Logistics Park (Dadri) Private Limited, Container Gateway Limited, India Gateway Terminals Private Limited, Star Track, TCI-Concor Multi Modal Solution Private Limited, Himalayan Terminals Private Limited, All Cargo Logistics Park Private Limited, Albatross Inland Ports Private Limited.

5. Based on our review conducted and procedures performed as stated in paragraph 3 above and based on the consideration of the review reports of the other auditors referred to in paragraph 6 below, nothing has come to our attention that causes to believe that the accompanying Statement, prepared in accordance with the recognition and measurement principles laid down in the aforesaid Indian Accounting Standard and other accounting principles generally accepted in India, has not disclosed the information required to be disclosed in terms of Regulation 33 of the SEBI (Listing Obligations and Disclosure Requirements) Regulations, 2015, as amended, including the manner in which it is to be disclosed, or that it contains any material misstatement.
6. We did not review the interim financial results and other financial information in respect of 4 subsidiaries included in the consolidated unaudited financial results, whose interim financial results/information reflect total revenues of INR 23.74 Crore, total net profit/(loss) after tax of INR (24.35) crore and total comprehensive income of INR (24.35) crore for the half year ended September 30, 2019 as considered in the consolidated unaudited financial results. The consolidated unaudited financial results also includes the Group's share of net profit/(loss) after tax of INR 25.21 Crore and total comprehensive income /loss of INR 25.08 Crore for the half year ended 30.09.2019, as considered in the consolidated unaudited financial results, in respect of 9 jointly controlled entities, whose interim financial statements / financial information/ financial results have not been reviewed by us. These interim financial results and other financial information have been reviewed by other auditors, whose reports have been shared with us. Our conclusion, so far as it relates to the affairs of such subsidiaries and jointly controlled entities is based solely on the report of other auditors and procedures performed by us as stated in paragraph 3 above. Our conclusion is not modified in respect of this matter.
7. The consolidated unaudited financial results also includes the Group's share of net profit/(loss) after tax of INR 3.13 crore and total comprehensive income / (loss) of INR 3.11 crore for the half year ended 30.09.2019, as considered in the consolidated unaudited financial results, in respect of 2 jointly controlled entities, based on their interim financial information/ financial results which have not been reviewed/audited by their auditors. According to the information and explanations given to us by the Management, these interim financial information / financial results are not material to the Group. Our conclusion on the Statement is not modified in respect of the above matter.

**For S. N. Nanda & Co.**

Chartered Accountants

FRN: 000685N




S. N. Nanda

Partner

M. No: 005909

UDIN: 19005909AAAAAV6965



Date: 30.10.2019

Place: New Delhi

## CONTAINER CORPORATION OF INDIA LIMITED

## PART - I

Statement of Un-Audited Financial Results for the quarter and half year ended 30th September, 2019

(₹ in Crores)

	Particulars	STANDALONE						CONSOLIDATED						
		THREE MONTHS ENDED			SIX MONTHS ENDED			THREE MONTHS ENDED			SIX MONTHS ENDED			TWELVE MONTHS ENDED
		30/09/2019 (UNAUDITED)	30/06/2019 (UNAUDITED)	30/09/2018 (UNAUDITED)	30/09/2019 (UNAUDITED)	30/09/2018 (UNAUDITED)	31/03/2019 (AUDITED)	30/09/2019 (UNAUDITED)	30/06/2019 (UNAUDITED)	30/09/2018 (UNAUDITED)	30/09/2019 (UNAUDITED)	30/09/2018 (UNAUDITED)	31/03/2019 (AUDITED)	
1	Revenue from operations	1,738.65	1,638.93	1,822.28	3,377.58	3,390.55	6,881.91	1,755.61	1,654.76	1,837.25	3,410.37	3,434.44	6,956.06	
2	Other Income	63.66	58.26	69.23	121.92	131.29	334.23	44.84	68.03	60.67	112.87	121.16	317.01	
3	<b>Total Income (1+2)</b>	<b>1,802.31</b>	<b>1,697.19</b>	<b>1,891.51</b>	<b>3,499.50</b>	<b>3,521.84</b>	<b>7,216.14</b>	<b>1,800.45</b>	<b>1,722.79</b>	<b>1,897.92</b>	<b>3,523.24</b>	<b>3,555.60</b>	<b>7,273.07</b>	
4	<b>Expenses</b>													
	a) Rail freight expenses	939.69	895.33	971.39	1,835.02	1,843.68	3,731.42	939.69	895.33	971.39	1,835.02	1,843.68	3,731.42	
	b) Other Operating Expenses	225.10	208.15	207.17	433.25	392.41	786.07	231.89	218.76	215.61	450.65	420.43	829.58	
	c) Employee benefits expense	82.92	80.57	80.17	163.49	150.28	336.78	83.69	81.32	80.82	165.01	152.47	337.00	
	d) Finance Costs	8.12	11.23	0.02	19.35	0.04	0.74	10.82	13.59	1.51	24.41	2.90	6.54	
	e) Depreciation and amortisation expense	127.83	125.33	104.77	253.16	206.98	424.58	135.42	133.57	111.45	268.99	220.53	452.26	
	f) Other expenses	65.44	51.61	59.38	117.05	109.82	247.67	68.27	54.88	63.56	123.15	118.18	267.30	
	<b>Total expenses</b>	<b>1,449.10</b>	<b>1,372.22</b>	<b>1,422.90</b>	<b>2,821.32</b>	<b>2,703.21</b>	<b>5,527.26</b>	<b>1,469.78</b>	<b>1,397.45</b>	<b>1,444.34</b>	<b>2,867.23</b>	<b>2,758.19</b>	<b>5,624.10</b>	
5	<b>Profit before tax (3-4)</b>	<b>353.21</b>	<b>324.97</b>	<b>468.61</b>	<b>678.18</b>	<b>818.63</b>	<b>1,688.88</b>	<b>330.67</b>	<b>325.34</b>	<b>453.58</b>	<b>656.01</b>	<b>797.41</b>	<b>1,648.97</b>	
6	<b>Exceptional items (Refer Note 3(a))</b>	<b>861.05</b>	<b>-</b>	<b>-</b>	<b>861.05</b>	<b>-</b>	<b>-</b>	<b>861.05</b>	<b>-</b>	<b>-</b>	<b>861.05</b>	<b>-</b>	<b>-</b>	
7	<b>Profit before tax (after Exceptional items)(5-6)</b>	<b>(507.84)</b>	<b>324.97</b>	<b>468.61</b>	<b>(182.87)</b>	<b>818.63</b>	<b>1,688.88</b>	<b>(530.38)</b>	<b>325.34</b>	<b>453.58</b>	<b>(205.04)</b>	<b>797.41</b>	<b>1,648.97</b>	
8	<b>Tax expense</b>													
	a) Current tax	63.04	107.14	157.34	170.18	271.65	484.13	62.77	109.77	157.52	172.54	271.83	485.05	
	b) Deferred tax	(248.86)	(10.00)	(24.78)	(258.86)	(41.44)	(10.66)	(248.77)	(10.27)	(24.63)	(259.04)	(41.08)	(10.64)	
	c) Tax adjustments for earlier years	-	-	-	-	-	-	-	-	-	-	-	(0.01)	
9	<b>Profit after tax (7-8)</b>	<b>(322.02)</b>	<b>227.83</b>	<b>336.05</b>	<b>(94.19)</b>	<b>588.42</b>	<b>1,215.41</b>	<b>(344.38)</b>	<b>225.84</b>	<b>320.69</b>	<b>(118.54)</b>	<b>566.66</b>	<b>1,174.57</b>	
10	<b>Share of profit(loss) in joint venture entities</b>							11.67	16.67	12.75	28.34	24.17	50.02	
11	<b>Profit for the period (9+10)</b>	<b>(322.02)</b>	<b>227.83</b>	<b>336.05</b>	<b>(94.19)</b>	<b>588.42</b>	<b>1,215.41</b>	<b>(332.71)</b>	<b>242.51</b>	<b>333.44</b>	<b>(90.20)</b>	<b>590.83</b>	<b>1,224.59</b>	
12	<b>Other Comprehensive Income</b>													
	Items that will not be reclassified to profit or loss													
	(a) Remeasurement gains(losses) of defined benefit obligation	(0.20)	(0.20)	(0.04)	(0.40)	2.14	(2.86)	(0.20)	(0.20)	(0.04)	(0.40)	2.14	(2.86)	
	(b) Share of OCI in associates and JV, to the extent not to be classified into P&L							(0.09)	(0.14)	(0.09)	(0.23)	(0.18)	(0.11)	
	(c) Income tax relating to above item	0.07	0.07	0.01	0.14	(0.75)	1.00	0.10	0.11	0.04	0.21	(0.69)	1.04	
	<b>Total Other Comprehensive Income (net of tax)</b>	<b>(0.13)</b>	<b>(0.13)</b>	<b>(0.03)</b>	<b>(0.26)</b>	<b>1.39</b>	<b>(1.86)</b>	<b>(0.19)</b>	<b>(0.23)</b>	<b>(0.09)</b>	<b>(0.42)</b>	<b>1.27</b>	<b>(1.93)</b>	
13	<b>Total Comprehensive Income for the period (11+12)</b>	<b>(322.15)</b>	<b>227.70</b>	<b>336.02</b>	<b>(94.45)</b>	<b>589.81</b>	<b>1,213.55</b>	<b>(332.90)</b>	<b>242.28</b>	<b>333.35</b>	<b>(90.62)</b>	<b>592.10</b>	<b>1,222.66</b>	
14	<b>Profit attributable to:</b>													
	Owners of the Company							(331.95)	244.01	335.10	(87.94)	593.91	1,231.62	
	Non-controlling interest							(0.76)	(1.50)	(1.66)	(2.26)	(3.08)	(7.03)	
15	<b>Other Comprehensive Income attributable to:</b>													
	Owners of the Company							(0.19)	(0.23)	(0.09)	(0.42)	1.27	(1.93)	
	Non-controlling interest													
16	<b>Total Comprehensive Income attributable to:</b>													
	Owners of the Company							(332.14)	243.78	335.01	(88.36)	595.18	1,229.69	
	Non-controlling interest							(0.76)	(1.50)	(1.66)	(2.26)	(3.08)	(7.03)	
17	Paid up equity share capital (Face value of Rs.5/- per Share)	304.65	304.65	243.72	304.65	243.72	304.65	304.65	304.65	243.72	304.65	243.72	304.65	
18	Reserves (excluding Revaluation Reserve)						10,063.22						10,025.25	
	Earnings per share (of Rs.5/- each) (not annualised) Refer note 2:													
	(a) Basic (Rs.)	(5.29)	3.74	5.52	(1.55)	9.66	19.95	(5.46)	3.98	5.47	(1.48)	9.70	20.10	
	(b) Diluted (Rs.)	(5.29)	3.74	5.52	(1.55)	9.66	19.95	(5.46)	3.98	5.47	(1.48)	9.70	20.10	



Man

**Notes:**

1. The above results have been reviewed by Audit Committee and approved by the Board of Directors in its meeting held on 30th October 2019. The Statutory Auditors have conducted the limited review audit of the above results for the quarter/period ended on 30th September 2019.
2. Board of Directors of the Company had approved sub-division of one equity share of par value of Rs.10/- each into two equity shares of Rs.5/- each in its meeting held on 30.04.2018. Consequent upon that, after taking approval from the shareholders through postal ballot, paid up share capital of the Company was Rs.243.72 crores comprising of 48,74,35,478 equity shares of Rs.5/- each. Subsequently, the Company had also allotted bonus shares to the shareholders on 07th February, 2019 after seeking the approval of the shareholders in which bonus shares were issued in the ratio of 1:4 (one bonus share for every four shares). As a result, the paid up share capital of the company increased to Rs.304.65 crores comprising of 60,92,94,348 equity shares of Rs.5/- each. Accordingly, as per requirement of Ind AS 33, the basic and diluted earnings per share for all the periods presented have been computed on the basis of new number of shares i.e., 60,92,94,348 equity shares of Rs.5/- each.
- 3(a).CONCOR had recognized during the financial year 2015-16 to 2018-19 an amount totalling to Rs.1044.03 crores as the income on account of benefit available under Service Export from India Scheme (SEIS). The availability of this benefit to CONCOR was also confirmed through legal opinions, including from Additional Solicitor General (ASG). Vide letter no. F.No.01/61/180/351/AM16/PC-3/786, dated 26th September 2019 received from Directorate General of Foreign Trade (DGFT), the Company has been informed that services towards customs transit of foreign liners sealed containers by rail transport placed under customs control to/from ICDs are not eligible for SEIS. Consequently, an estimated amount of Rs.861.05 crores for ineligible SEIS benefit has been provided for in the current quarter. The Company is in the process of filing appeal in the above matter.
- 3(b). Further, other expenses include an amount of Rs. 9.15 crore provided for as estimated discount on the eligible amount of Rs. 182.98 crore.
- 3(c). No income has been recognized on account of SEIS benefits in current quarter/period as no notification has been issued by Govt. for the same, which in Quarter ended and Period ended September 2018 was Rs. 99.63 crore and Rs. 170.39 crore respectively.
- 4.The Board of Directors of CONCOR in its meeting held on 26th March 2018 had approved a re-engineering plan for its wholly owned subsidiary M/s. Fresh & Healthy Enterprises Limited (FHEL) to be funded through equity infusion of Rs.44.31 crores. An amount of Rs.13.45 crores has already been infused as equity in FHEL. Further, loans granted to FHEL along with interest thereon totalling to Rs.55.89 crores have also been converted into equity share capital of FHEL on 14th June 2019. It is expected that after the complete implementation of the re-engineering plan, the performance of FHEL will improve and CONCOR's investment in it will be recovered. Accordingly, no impairment loss has been considered in the financial results of current quarter/ period.
- 5.Indian Accounting Standard (Ind AS)-116 "Leases" became effective from 01.04.2019 and the company has adopted the same using modified retrospective transition method where at the date of initial application, the lease liability is measured at the present value of remaining lease payments and right of use asset has been recognised at an amount equal to the lease liability. Accordingly, the comparative information for earlier periods is not restated. Application of this standard has resulted a net decrease in Profit before Tax of current period by Rs.11.63 crores (increase in Depreciation & Amortization expenses and finance cost by Rs.26.44 crores and Rs.11.34 crores respectively and decrease in other expenses by Rs.26.15 crores).  
Similarly, application of this standard has resulted a net decrease in Profit before Tax of current period by Rs. 12.65 crore (increase in Depreciation & Amortization expenses and Finance Cost by Rs.28.95 crore and Rs. 13.14 crore respectively and decrease in Other Expenses by Rs.29.44 crore) in consolidated financial results.
- 6.The Company opted to exercise the option permitted under section 115BAA of the Income Tax Act, 1961 as introduced by the Taxation Laws (Amendment) Ordinance, 2019 and has taken 25.168% rate of Corporate Tax in its accounts. Accordingly, the Company has recognized provision for income tax for the quarter/ period ended 30th September 2019 and re-measured its deferred tax assets/ liabilities on the basis of the above option.
- 7.The Figures for the quarter ended 30th September, 2019 & preceding quarter ended 30th September, 2018 are the balancing figures between the unaudited year to date figures for half year ended 30th September and the unaudited published figures for the three months ended 30th June of the respective financial years.
8. The figures for the previous quarter/ period have been regrouped/reclassified, wherever considered necessary.

For & on behalf of the Board of Directors



(Manoj Kumar Dubey)

Director (Finance)


Manoj Kumar Dubey

Director (Finance)

Container Corporation of India Ltd.

Place: New Delhi

Date : 30th October, 2019



## PART - II

Select information for the Quarter and Yalf ended 30th September 2019 and Year ended 31st March, 2019

Particulars	THREE MONTHS ENDED			SIX MONTHS ENDED		TWELVE MONTHS ENDED
	30/09/2019 (UNAUDITED)	30/06/2019 (UNAUDITED)	30/09/2018 (UNAUDITED)	30/09/2019 (UNAUDITED)	30/09/2018 (UNAUDITED)	31/03/2019 (AUDITED)
<b>A PARTICULARS OF SHAREHOLDING</b>						
<b>1 Public Shareholding</b>						
-Number of shares	275409373	275409373	220327498	275409373	220327498	275409373
-Percentage of shareholding	45.20	45.20	45.20	45.20	45.20	45.20
<b>2 Promoters &amp; Promoter Group Shareholding</b>						
<b>a Pledged / Encumbered</b>						
-Number of shares	-	-	-	-	-	-
-Percentage of shares (as a % of the total shareholding of promoter and promoter group)	-	-	-	-	-	-
-Percentage of shares (as a % of the total share capital of the)	-	-	-	-	-	-
<b>b Non-encumbered</b>						
-Number of shares	333884975	333884975	267107980	333884975	267107980	333884975
-Percentage of shares (as a % of the total shareholding of the Promoter and Promoter group)	100.00	100.00	100.00	100.00	100.00	100.00
-Percentage of shares (as a % of the total share capital of the)	54.80	54.80	54.80	54.80	54.80	54.80

Particulars	Three months ended 30th September, 2019
<b>B INVESTOR COMPLAINTS</b>	
Pending at the beginning of the quarter	0
Received during the quarter	12
Disposed of during the quarter	12
Remaining unresolved at the end of the quarter	0



*[Handwritten signature]*


*[Handwritten signature]*



## SEGMENT WISE REVENUE, RESULTS AND CAPITAL EMPLOYED

(₹ in Crore)

	STANDALONE						CONSOLIDATED					
	THREE MONTHS ENDED			SIX MONTHS ENDED		TWELVE MONTH ENDED	THREE MONTHS ENDED			SIX MONTHS ENDED		TWELVE MONTH ENDED
	30/09/2019	30/06/2019	30/09/2018	30/09/2019	30/09/2018	31/03/2019	30/09/2019	30/06/2019	30/09/2018	30/09/2019	30/09/2018	31/03/2019
	(UNAUDITED)	(UNAUDITED)	(UNAUDITED)	(UNAUDITED)	(UNAUDITED)	(AUDITED)	(UNAUDITED)	(UNAUDITED)	(UNAUDITED)	(UNAUDITED)	(UNAUDITED)	(AUDITED)
<b>1.SEGMENT REVENUE</b>												
EXIM	1,357.69	1,270.42	1,467.04	2,628.11	2,699.75	5,401.78	1,357.89	1,270.64	1,467.04	2,628.53	2,716.22	5,420.50
DOMESTIC	380.96	368.51	355.24	749.47	690.80	1,480.13	397.72	384.12	370.21	781.84	718.22	1,533.98
UN-ALLOCABLE												1.58
<b>TOTAL</b>	<b>1,738.65</b>	<b>1,638.93</b>	<b>1,822.28</b>	<b>3,377.58</b>	<b>3,390.55</b>	<b>6,881.91</b>	<b>1,755.61</b>	<b>1,654.76</b>	<b>1,837.25</b>	<b>3,410.37</b>	<b>3,434.44</b>	<b>6,956.06</b>
LESS: INTER SEGMENT REVENUE												
<b>NET SALES/INCOME FROM OPERATIONS</b>	<b>1,738.65</b>	<b>1,638.93</b>	<b>1,822.28</b>	<b>3,377.58</b>	<b>3,390.55</b>	<b>6,881.91</b>	<b>1,755.61</b>	<b>1,654.76</b>	<b>1,837.25</b>	<b>3,410.37</b>	<b>3,434.44</b>	<b>6,956.06</b>
<b>2.SEGMENT RESULTS</b>												
PROFIT BEFORE TAX AND INTEREST FROM:												
EXIM	(547.17)	292.58	406.02	(254.59)	700.22	1,409.43	(548.04)	288.30	406.02	(259.74)	700.94	1,408.49
DOMESTIC	19.80	18.85	29.74	38.65	45.63	94.14	25.36	10.37	29.04	35.73	36.69	85.21
UN-ALLOCABLE												(7.02)
<b>TOTAL</b>	<b>(527.37)</b>	<b>311.43</b>	<b>435.76</b>	<b>(215.94)</b>	<b>745.85</b>	<b>1,503.57</b>	<b>(522.68)</b>	<b>298.67</b>	<b>435.06</b>	<b>(224.01)</b>	<b>737.63</b>	<b>1,486.68</b>
LESS:												
(I) INTEREST EXPENDITURE	8.12	11.23	0.02	19.35	0.04	0.74	10.82	13.59	1.51	24.41	2.90	6.54
(II) OTHER UN-ALLOCABLE EXPENDITURE												
NET OFF UNALLOCABLE INCOME	(27.65)	(24.77)	(32.87)	(52.42)	(72.82)	(186.05)	(14.79)	(56.93)	(32.78)	(71.72)	(86.85)	(218.85)
<b>TOTAL PROFIT BEFORE TAX</b>	<b>(507.84)</b>	<b>324.97</b>	<b>468.61</b>	<b>(182.87)</b>	<b>818.63</b>	<b>1,688.88</b>	<b>(518.71)</b>	<b>342.01</b>	<b>466.33</b>	<b>(176.70)</b>	<b>821.58</b>	<b>1,698.99</b>
<b>3.CAPITAL EMPLOYED</b>												
(SEGMENT ASSETS-SEGMENT LIABILITIES)												
EXIM	3,385.49	4,302.07	3,984.23	3,385.49	3,984.23	4,089.71	3,393.18	4,328.74	4,004.90	3,393.18	4,004.90	4,101.32
DOMESTIC	1,440.37	1,292.31	1,117.61	1,440.37	1,117.61	1,345.02	1,829.18	1,599.56	1,535.58	1,829.18	1,535.58	1,380.35
CAPITAL EMPLOYED IN SEGMENTS	<b>4,825.86</b>	<b>5,594.38</b>	<b>5,101.84</b>	<b>4,825.86</b>	<b>5,101.84</b>	<b>5,434.73</b>	<b>5,222.36</b>	<b>5,928.30</b>	<b>5,540.48</b>	<b>5,222.36</b>	<b>5,540.48</b>	<b>5,481.67</b>
ADD:												
UNALLOCABLE CORPORATE ASSETS LESS CORPORATE LIABILITIES	3,261.71	3,693.92	3,337.27	3,261.71	3,337.27	3,691.79	3,199.26	3,715.93	3,218.98	3,199.26	3,218.98	3,946.47
<b>TOTAL</b>	<b>8,087.57</b>	<b>9,288.30</b>	<b>8,439.11</b>	<b>8,087.57</b>	<b>8,439.11</b>	<b>9,126.52</b>	<b>8,421.62</b>	<b>9,644.23</b>	<b>8,759.46</b>	<b>8,421.62</b>	<b>8,759.46</b>	<b>9,428.14</b>
<b>4.SEGMENT ASSETS</b>												
EXIM	4,222.81	5,149.12	4,653.98	4,222.81	4,653.98	4,866.86	4,234.55	5,180.49	4,702.24	4,234.55	4,702.24	4,899.29
DOMESTIC	1,634.09	1,556.18	1,269.29	1,634.09	1,269.29	1,551.45	2,089.87	1,904.10	1,716.64	2,089.87	1,716.64	1,602.27
UNALLOCABLE	3,600.10	4,050.01	3,800.33	3,600.10	3,800.33	4,785.59	3,602.88	4,163.79	3,745.40	3,602.88	3,745.40	5,124.78
<b>TOTAL SEGMENT ASSETS</b>	<b>9,457.00</b>	<b>10,755.31</b>	<b>9,723.60</b>	<b>9,457.00</b>	<b>9,723.60</b>	<b>11,203.90</b>	<b>9,927.30</b>	<b>11,248.38</b>	<b>10,164.28</b>	<b>9,927.30</b>	<b>10,164.28</b>	<b>11,626.34</b>
<b>5.SEGMENT LIABILITIES</b>												
EXIM	837.32	847.05	669.75	837.32	669.75	777.15	841.37	851.75	697.34	841.37	697.34	797.97
DOMESTIC	193.72	263.87	151.68	193.72	151.68	206.43	260.69	304.54	181.06	260.69	181.06	221.92
UNALLOCABLE	338.39	356.09	463.06	338.39	463.06	1,093.80	403.62	447.86	526.42	403.62	526.42	1,178.31
<b>TOTAL SEGMENT LIABILITIES</b>	<b>1,369.43</b>	<b>1,467.01</b>	<b>1,284.49</b>	<b>1,369.43</b>	<b>1,284.49</b>	<b>2,077.38</b>	<b>1,505.68</b>	<b>1,604.15</b>	<b>1,404.82</b>	<b>1,505.68</b>	<b>1,404.82</b>	<b>2,198.20</b>



MAN

# Statement of Assets and Liabilities

(₹ in Crore)

	Particulars	STANDALONE		CONSOLIDATED	
		As at 30th September 2019	As at 31st March 2019	As at 30th September 2019	As at 31st March 2019
		Un-Audited	Audited	Un-Audited	Audited
<b>A</b>	<b>ASSETS</b>				
<b>1</b>	<b>Non-Current Assets</b>				
	(a) Property Plant and Equipment	4,960.61	4,187.94	5,352.33	4,556.16
	(b) Capital work-in-progress	518.91	624.67	521.92	626.34
	(c) Other Intangible assets	5.24	6.75	6.31	7.90
	(d) Financial Assets				
	- Investments	1,463.80	1,402.90	1,199.87	1,171.16
	- Loans	57.41	55.26	63.52	60.44
	- Other financial Assets	7.75	15.57	20.25	28.07
	(e) Deferred tax asset(net)	97.45	-	100.53	2.82
	(f) Non-current tax assets	224.97	415.67	224.97	415.67
	(g) Other non-current assets	679.89	1,166.93	694.04	1,179.47
	<b>Sub Total-Non Current Assets</b>	<b>8,016.03</b>	<b>7,875.69</b>	<b>8,183.74</b>	<b>8,048.03</b>
<b>2</b>	<b>Current Assets</b>				
	(a) Inventories	22.68	23.25	22.86	23.64
	(b) Financial Assets				
	- Trade receivables	110.09	88.36	115.78	95.48
	- Cash and cash equivalents	291.42	115.29	303.40	129.30
	- Other Bank balances	983.19	55.13	994.24	76.44
	- Loans	15.98	67.38	17.19	36.82
	- Other financial Assets	92.57	106.41	93.99	106.24
	(c) Current tax assets	-	-	4.69	5.28
	(d) Other current assets	1,486.29	4,275.29	1,491.81	4,279.09
	<b>Sub Total-Current Assets</b>	<b>3,002.22</b>	<b>4,731.11</b>	<b>3,043.96</b>	<b>4,752.29</b>
	<b>TOTAL -ASSETS</b>	<b>11,018.25</b>	<b>12,606.80</b>	<b>11,227.70</b>	<b>12,800.32</b>
<b>B</b>	<b>EQUITY AND LIABILITIES</b>				
<b>1</b>	<b>Equity</b>				
	(a) Equity Share capital	304.65	304.65	304.65	304.65
	(b) Other Equity	9,344.17	10,063.22	9,308.86	10,025.25
	<b>Sub Total-Equity</b>	<b>9,648.82</b>	<b>10,367.87</b>	<b>9,613.51</b>	<b>10,329.90</b>
<b>2</b>	<b>Non-Controlling Interests</b>			104.08	106.34
<b>3</b>	<b>Non-Current Liabilities</b>				
	(a) Financial Liabilities				
	-Borrowings			66.82	70.00
	-Other financial liabilities	41.99	18.45	41.71	18.09
	(b) Provisions	47.08	53.88	47.17	53.98
	(c) Deferred tax liabilities (Net)	-	161.55	4.43	165.88
	(d) Other non-current liabilities	236.18	11.87	271.30	14.98
	<b>Sub Total-Non Current Liabilities</b>	<b>325.25</b>	<b>245.75</b>	<b>431.43</b>	<b>322.93</b>
<b>4</b>	<b>Current Liabilities:</b>				
	(a) Financial Liabilities				
	-Borrowings	-	700.65	-	700.65
	- Trade payables				
	(A) Total outstanding dues of micro enterprise and small enterprises	2.44	-	2.46	-
	(B) Total outstanding dues of creditors other than micro enterprises and small enterprises	332.08	350.42	333.26	353.13
	- Other financial liabilities	379.21	576.28	406.60	618.01
	(b) Current tax liabilities	-	-	-	-
	(c) Other current liabilities	305.76	347.78	311.66	351.30
	(d) Provisions	24.69	18.05	24.70	18.06
	<b>Sub Total-Current Liabilities</b>	<b>1,044.18</b>	<b>1,993.18</b>	<b>1,078.68</b>	<b>2,041.15</b>
	<b>TOTAL-EQUITY AND LIABILITIES</b>	<b>11,018.25</b>	<b>12,606.80</b>	<b>11,227.70</b>	<b>12,800.32</b>



*[Handwritten Signature]*

*[Handwritten Initials]*

CONTAINER CORPORATION OF INDIA LIMITED (CIN: L63011DL1988GOI030915)  
Statement of Cash Flows for the period ended September 30, 2019(Standalone)  
(In Indian Rupees crore, unless otherwise stated)

Particulars	For the period ended September 30, 2019	For the year ended March 31, 2019	For the period ended September 30, 2018
<b>A. Cash flow from operating activities:</b>			
Net profit before tax	(182.87)	1,688.88	818.63
<b>Adjustments for:</b>			
Depreciation and amortisation	253.16	424.58	206.98
Amortisation of leasehold land	1.34	15.99	6.96
Provision for doubtful Export incentive receivable	861.05	-	-
Discounting on Export Incentive	9.15	-	-
Amortisation of registration fees	1.31	2.62	1.31
Interest income	(89.95)	(225.45)	(111.85)
Dividend income	(21.11)	(14.33)	(6.99)
Profit on sale of property, plant and equipment	(0.63)	(3.39)	(0.33)
Guarantee Income	(0.07)	(0.15)	(0.08)
Interest expenses	19.35	0.74	0.04
Loss on sale of property, plant and equipment	0.02	0.28	-
Bad debts written off	-	-	-
Provision for:			
Doubtful Debts	0.06	0.49	-
Obsolete Stores	-	-	-
<b>Operating Profit before Working Capital changes</b>	<b>850.81</b>	<b>1,890.26</b>	<b>914.67</b>
<b>Adjustments for changes in Working Capital :</b>			
- Increase/(decrease) in trade payables	(15.90)	96.18	68.47
- Increase/(decrease) in other current financial liabilities	(196.95)	138.64	(103.43)
- Increase/(decrease) in current provisions	6.64	(6.55)	(0.26)
- Increase/(decrease) in non current provisions	(7.20)	5.24	(6.81)
- Increase/(decrease) in other current financial liabilities	(42.02)	(15.38)	(39.98)
- (Decrease)/ Increase in other non current liabilities	224.27	(0.25)	(0.43)
- (Decrease)/increase in other non current financial liabilities	23.54	(2.83)	27.33
- Decrease/(Increase) in trade receivables	(21.79)	(28.45)	(10.18)
- Decrease/(increase) in inventories	0.57	4.16	5.92
- Decrease/(increase) in non current loans	(2.15)	(8.27)	(4.85)
- Decrease/(Increase) in current loans	13.87	(6.96)	(6.89)
- Decrease/(increase) in other current financial Assets	25.72	(43.79)	(40.51)
- Decrease/(increase) in other current assets	1,916.15	(3,450.03)	(220.06)
- Increase/(decrease) other non current financial Assets	7.05	20.86	(1.36)
- Increase/(Decrease) in other non current assets	473.23	(41.14)	(3.23)
<b>Cash generated from operating activities</b>	<b>3,255.84</b>	<b>(1,448.31)</b>	<b>578.40</b>
Income taxes paid	20.52	(540.40)	(172.88)
<b>Net cash from operating activities</b>	<b>3,276.36</b>	<b>(1,988.71)</b>	<b>405.52</b>
<b>B. Cash flow from Investing activities:</b>			
Payment made for Property plant and equipment	(1,010.53)	(754.30)	(327.37)
Earmarked deposits placed with banks	(3.06)	(14.86)	(189.36)
Investment in term deposits with maturity 3 to 12 months	(925.00)	1,764.05	(134.43)
Acquisition of Intangible assets	(0.01)	(0.56)	(0.01)
Addition in Capital work in progress	105.76	46.37	115.94
Proceeds from sale of property plant and equipment	0.61	4.53	0.33
Purchase of financial assets	(60.90)	(13.88)	(89.07)
Interest received	78.84	301.00	156.16
Dividend received	21.11	14.33	6.99
Loans repaid by related parties	37.53	99.42	7.42
<b>Net cash from Investing activities</b>	<b>(1,755.65)</b>	<b>1,446.10</b>	<b>(453.40)</b>
<b>C. Cash flow from Financing Activities:</b>			
Dividend paid	(520.89)	(182.79)	0.00
Interest paid	(19.35)	(0.74)	(0.04)
Corporate dividend tax paid	(103.69)	(36.60)	-
Proceeds from borrowings	(700.65)	700.65	-
<b>Net cash from financing activities</b>	<b>(1,344.58)</b>	<b>480.52</b>	<b>(0.04)</b>
<b>Net (Decrease) in cash &amp; cash equivalents</b>	<b>176.13</b>	<b>(62.09)</b>	<b>(47.92)</b>
<b>Cash and cash equivalents as at 1st April (Opening Balance)</b>	<b>115.29</b>	<b>177.38</b>	<b>177.38</b>
<b>Cash and cash equivalents as at 30th September (Closing Balance)</b>	<b>291.42</b>	<b>115.29</b>	<b>129.46</b>

Notes :

1 Cash and Bank balances included in the cash flow statement comprise the following:

**Cash and cash equivalents comprise**

Cash & cheques in hand	0.89	6.53	1.16
Balance with banks			
in current accounts	290.52	108.41	128.29
in deposit accounts with original maturity upto 3 months	0.01	0.35	0.01
	<b>291.42</b>	<b>115.29</b>	<b>129.46</b>

2 There are no material non cash transactions except issue of Bonus Shares by the Company amounting to ₹ 60.93 crore as on 07th February, 2019.



Man

## CONTAINER CORPORATION OF INDIA LIMITED (CIN: L63011DL1988GOI030915)

## Cash Flow Statement(Consolidated)

for the period ended September 30, 2019

(in Indian Rupees crore, unless otherwise stated)

Particulars	For the period ended Sept 30, 2019	For the year ended March 31, 2019	For the period ended Sept 30, 2018
<b>A. Cash flow from operating activities:</b>			
Net profit before tax	(176.70)	1,698.99	821.58
<b>Adjustments for:</b>			
Share of profit related to joint venture	(28.34)	(50.02)	(24.17)
Interest Income	(90.94)	(221.92)	(108.49)
Amortisation of Grant income	(0.16)	(0.32)	(0.15)
Profit on sale of capital assets (net of loss on assets sold / scrapped / written off)	(0.63)	(3.39)	(0.24)
Depreciation	267.47	448.47	218.59
Amortisation of intangible assets	1.52	3.79	1.94
Finance cost	24.41	6.54	2.90
Loss on sale of property, plant and equipment	0.02	1.12	0.84
Amortisation of leasehold land	1.34	15.99	6.96
Amortisation of registration fees	1.33	2.66	1.33
Provision for doubtful Export incentive receivable	861.05	-	-
Discount on Export Incentive	9.15	-	-
Bad debts written off	-	0.13	-
Provision for:			
Doubtful Debts	0.06	0.49	-
Obsolete Assets	-	-	-
Obsolete Stores	-	-	-
<b>Operating Profit before Working Capital changes</b>	<b>869.58</b>	<b>1,902.53</b>	<b>921.09</b>
<b>Adjustments for changes in Working Capital :</b>			
- Increase/(decrease) in trade payables	(17.41)	77.19	51.80
- Increase/(decrease) other current financial liabilities	(211.08)	138.15	(100.41)
- Increase/(decrease) in current provisions	6.64	(6.55)	(0.27)
- Increase/(decrease) in non current provisions	(7.21)	5.27	(6.81)
- Increase/(decrease) in other non current liabilities	256.32	(0.58)	(0.43)
- Increase/(decrease) in other current liabilities	(39.48)	(27.28)	(53.55)
- Increase/(decrease) other non current financial liabilities	23.62	(2.52)	27.26
- Decrease/(Increase) in trade receivables	(20.36)	(5.16)	12.19
-Decrease/ (Increase) in inventories	0.78	4.19	5.95
- Decrease/(increase) in non current loans	(3.08)	(8.92)	(5.04)
- Decrease/(increase) in current loans	19.63	96.38	(5.77)
- Decrease/(Increase) in other current financial Assets	24.72	(43.29)	(41.83)
-Decrease/ (Increase) in other current assets	1,914.41	(3,445.49)	(216.68)
- Increase/(decrease) other non current financial Assets	7.05	22.85	2.76
- Increase/(decrease) in other non current assets	471.62	(41.47)	(3.02)
<b>Cash generated from operating activities</b>	<b>3,295.75</b>	<b>(1,334.70)</b>	<b>587.24</b>
Income taxes paid	18.84	(543.49)	(172.72)
<b>Net cash from operating activities</b>	<b>3,314.59</b>	<b>(1,878.19)</b>	<b>414.52</b>
<b>B. Cash flow from investing activities:</b>			
Payment made for Property plant and equipment	(1,049.82)	(785.77)	(325.45)
Earmarked deposits placed with banks	11.56	(29.61)	(189.48)
Investment in term deposits with maturity 3 to 12 months	(929.36)	1,760.11	(138.99)
Acquisition of Intangible assets	0.07	(0.33)	0.10
Addition in Capital work in progress	104.06	60.98	108.03
Proceeds from sale of property plant and equipment	0.61	8.00	(0.60)
Purchase of non current investments	(0.60)	5.03	(71.86)
Interest received	79.24	297.51	153.09
<b>Net cash from Investing activities</b>	<b>(1,784.24)</b>	<b>1,315.92</b>	<b>(465.16)</b>
<b>C. Cash flow from Financing Activities:</b>			
Dividend paid	(520.90)	(182.78)	0.00
Interest paid	(24.44)	(6.46)	(2.89)
Corporate dividend tax paid	(107.08)	(38.78)	(0.97)
Proceeds from borrowings	(703.83)	708.65	3.00
Share of non-controlling interest in subsidiaries	0.00	0.00	(0.00)
<b>Net cash from financing activities</b>	<b>(1,356.25)</b>	<b>480.63</b>	<b>(0.86)</b>
<b>Net (Decrease) in cash &amp; cash equivalents</b>	<b>174.10</b>	<b>(81.64)</b>	<b>(51.50)</b>
<b>Cash and cash equivalents as at 1st April (Opening Balance)</b>	<b>129.30</b>	<b>210.94</b>	<b>210.94</b>
<b>Cash and cash equivalents as at 30th September (Closing Balance)</b>	<b>303.40</b>	<b>129.30</b>	<b>159.44</b>

## Notes :

1 Cash and Bank balances included in the cash flow statement comprise the following:

## Cash and cash equivalents comprise

Cash & cheques in hand	0.89	6.71	1.16
Balance with banks			
in current accounts	297.02	110.75	129.93
in deposit accounts with original maturity upto 3 months	5.49	11.84	28.35
	<b>303.40</b>	<b>129.30</b>	<b>159.44</b>

2. There are no material non cash transactions in the form of issue of Bonus Shares by the Company amounting to ₹ 60.93 crore as on 7th February, 2019.

