

K.P.I. GLOBAL INFRASTRUCTURE LIMITED

CIN: L40102GJ2008PLC083302



KPI/BM-O/JAN/2022/229

Date: January 17, 2022

BSE Limited
Phiroze Jeejeebhoy Towers,
Dalal Street,
Mumbai - 400 001

National Stock Exchange of India Limited
Exchange Plaza,
Bandra Kurla Complex,
Bandra (E), Mumbai - 400 051

Scrip Code: 542323

Symbol: KPIGLOBAL

Sub.: Outcome of the Board Meeting held on January 17, 2022 and Submission of Standalone and Consolidated Unaudited Financial Results for the quarter and nine month ended December 31, 2021

Ref.: Regulation 30, 33 and other applicable provisions of the SEBI (LODR) Regulations, 2015 read with corresponding circulars and notifications issued thereunder

Dear Sir(s),

We wish to inform you that the Board of Directors of the Company at its meeting held today, commenced at 2.35 pm and concluded at 3.10 pm at the registered office of the Company wherein Board of Directors, *inter alia*, has:

1. Approved Standalone and Consolidated Unaudited financial results of the Company for the quarter and nine month ended December 31, 2021.

Pursuant to Regulation 33 of the Securities and Exchange Board of India (Listing Obligation and Disclosure Requirement) Regulations, 2015, copy of financial results as above along with the limited review report by the Statutory Auditors have been annexed herewith.

2. Considered, approved and declared **Second Interim Dividend at 4% i.e. Re. 0.40 (Rupee Forty Paisa Only)** per equity share having face value of Rs. 10/- each on the equity share capital of the Company for the financial year 2021-22. The Record date for payment of this interim dividend is **January 25, 2022** as per our earlier intimation dated January 11, 2022.

The Dividend shall be paid within 30 days from the date of its declaration to the shareholders whose name appears in the Register of Members as on the Record date.

Request you to please take the same on your record.

Thanking You,

Yours faithfully,

For K.P.I. Global Infrastructure Limited


Farukhbhai Gulambhai Patel
Chairman & Managing Director
DIN: 00414045





K A SANGHAVI & CO. LLP
CHARTERED ACCOUNTANTS

Independent Auditor's Limited Review Report on Quarterly and Year to Date Unaudited Standalone Financial Results of the Company Pursuant to the Regulation 33 of the SEBI (Listing Obligations and Disclosure Requirements) Regulations, 2015, as amended.

To,
The Board of Directors of
K.P.I. GLOBAL INFRASTRUCTURE LIMITED
'KP House', Opp. Ishwar Farm Junction BRTS,
Near Bliss IVF Circle, Canal Road, Bhatar, Surat – 395017, Gujarat.

We have reviewed the accompanying statement of unaudited standalone financial results of K.P.I. Global Infrastructure Limited (the "Company") for the quarter ended December 31, 2021 and year to date from April 01, 2021 to December 31, 2021 (the "Statement") being submitted by the Company pursuant to the requirements of the Regulation 33 of the SEBI (Listing Obligations and Disclosure Requirements) Regulation, 2015, as amended (the 'Listing Regulations').

This Statement which is the responsibility of the Company's Management and has been approved by the Board of Directors, has been prepared in accordance with the recognition and measurement principles laid down in Indian Accounting Standards (Ind AS) 34 on 'Interim Financial Reporting', prescribed under Section 133 of the Companies Act, 2013 read with relevant rules issued there under and other accounting principles generally accepted in India. Our responsibility is to issue a report on these financial statements based on our review.

We conducted our review of the Statement in accordance with the Standard on Review Engagements (SRE) 2410, "Review of Interim Financial Information Performed by the Independent Auditor of the Entity", issued by the Institute of Chartered Accountants of India. This standard requires that we plan and perform the review to obtain moderate assurance as to whether the financial statements are free of material misstatement. A review is limited primarily to inquiries of company personnel and analytical procedures applied to financial data and thus provides less assurance than an audit. We have not performed an audit and accordingly, we do not express an audit opinion.


Based on our review conducted as above, nothing has come to our attention that causes us to believe that the accompanying statement of unaudited financial results prepared in accordance with applicable Indian Accounting Standards ('Ind AS') prescribed under section 133 of The Companies Act, 2013, read with relevant Rules issued thereunder and other recognized accounting practices and policies generally accepted in India, has not disclosed the information required to be disclosed in terms of Regulation 33 of the SEBI (Listing Obligations and Disclosure Requirements) Regulations, 2015, as amended, including the manner in which it is to be disclosed, or that it contains any material misstatement.

Emphasis of Matter – No such thing requires to be mentioned hence our conclusion is not modified in respect of this matter.

Place: Surat
Date: January 17, 2022



For K A Sanghavi & Co LLP
Chartered Accountants
FRN: 120846W / W100289


Amish Ashvinbhai Sanghavi
Designated Partner
M. No. 101413

ICAI UDIN: 22101413AAAABH6057

K.P.I. GLOBAL INFRASTRUCTURE LIMITED

CIN: L40102GJ2008LC083302

Reg. Office: 'KP House', Opp. Ishwar Farm Junction BRTS, Near Bliss IVF Circle, Canal Road, Bhatar, Surat 395017, Gujarat
Tel/Fax - 0261 2244757, Email - info@kpgroup.co, Website - www.kpigil.com

STATEMENT OF UNAUDITED STANDALONE FINANCIAL RESULTS FOR THE QUARTER AND NINE MONTHS ENDED DECEMBER 31, 2021


(Rs. in Lacs)

Sr. No.	Particulars	Quarter Ended			Nine Month Ended		Year Ended
		31.12.2021 Unaudited (CY Q3)	30.09.2021 Unaudited (CY Q2)	31.12.2020 Unaudited (LY Q3)	31-12-2021 Unaudited	31-12-2020 Unaudited	31.03.2021 Audited (FY 20-21)
I	Revenue from Operations	5,781.15	5,546.81	1,382.43	14,869.58	5,546.45	10,350.21
	(a) Net Sales/Income from Operations	-	-	-	-	-	-
	(i) Revenue from Sales of Plot	47.87	205.60	208.59	395.99	448.08	553.22
	(ii) Revenue from Sale of Power	1,517.05	1,014.77	1,173.84	3,915.90	3,421.32	4,818.20
	(iii) Revenue from Sales of Captive Power Project	4,216.23	4,326.43	-	10,557.68	1,677.05	4,978.78
II	Other Income	19.96	26.12	5.08	74.26	17.38	43.43
III	Total Revenue (I + II)	5,801.11	5,572.93	1,387.51	14,943.84	5,563.83	10,393.64
IV	Expenses:	-	-	-	-	-	-
	(a) Cost of Materials consumed	2,182.82	2,561.85	(0.19)	5,721.68	1,117.24	2,260.71
	(b) Purchases of Stock-in-Trade	52.92	64.48	18.95	169.85	169.12	272.22
	(c) Changes in inventories of finished goods, work-in-progress and stock-in-trade	25.43	1.11	19.02	32.70	(40.49)	(81.80)
	(d) Employee benefits expense	108.48	91.00	44.33	248.22	103.43	176.60
	(e) Finance Costs	860.61	757.13	554.21	2,313.79	1,746.04	2,506.15
	(f) Depreciation and amortisation expense	344.66	156.74	415.62	958.91	1,182.12	1,647.14
	(g) Other expenses	594.89	481.40	233.06	1,486.88	846.02	1,338.83
	Total Expenses	4,169.81	4,113.70	1,285.00	10,932.02	5,123.47	8,119.85
V	Profit before exceptional and extraordinary items and tax (III - IV)	1,631.31	1,459.22	102.52	4,011.82	440.35	2,273.79
VI	Exceptional Items	-	-	-	-	-	-
VII	Profit before extraordinary items/Prior Period Items and tax (V - VI)	1,631.31	1,459.22	102.52	4,011.82	440.35	2,273.79
VIII	Extraordinary items/Prior Period Items	-	-	-	-	-	(11.40)
IX	Profit before tax (VII - VIII)	1,631.31	1,459.22	102.52	4,011.82	440.35	2,262.39
X	Tax Expenses	-	-	-	-	-	-
	(1) Current tax(Net)	-	-	-	-	-	-
	(2) Mat credit entitlement	-	-	-	-	-	-
	(3) Deferred tax	379.47	268.89	381.72	767.17	720.67	812.98
XI	Profit / (Loss) for the period from continuing operations (VII - VIII)	1,251.84	1,190.34	(279.20)	3,244.65	(280.31)	1,449.41
XII	Profit/(Loss) from discontinuing operations	-	-	-	-	-	-
XIII	Tax expense of discontinuing operations	-	-	-	-	-	-
XIV	Profit / (Loss) from Discontinuing operations (after tax) (XII-XIII)	-	-	-	-	-	-
XV	Profit / (Loss) for the period (XI + XIV)	1,251.84	1,190.34	(279.20)	3,244.65	(280.31)	1,449.41
XVI	Other Comprehensive Income (After Tax)	-	-	-	-	-	-
	A) Items that will not be reclassified to profit and loss	-	-	-	-	-	-
	Income Tax on above	-	-	-	-	-	-
	B) Items that will be reclassified to profit and loss	-	-	-	-	-	-
	Income Tax on above	-	-	-	-	-	-
	Total Other Comprehensive Income (Net of Tax)	-	-	-	-	-	-
XVII	Profit/ (Loss) for the period & Other Comprehensive Income (XV+XVI)	1,251.84	1,190.34	(279.20)	3,244.65	(280.31)	1,449.41
	Paid-up equity share capital (Face Value: Rs. 10/- each)	1,806.70	1,806.70	1,806.70	1,806.70	1,806.70	1,806.70
XVIII	(a) Earnings Per Share	-	-	-	-	-	-
	(i) Basic	6.93	6.59	(1.55)	17.96	(1.55)	8.02
	(ii) Diluted	6.93	6.59	(1.55)	17.96	(1.55)	8.02

Notes:

- The above unaudited Standalone Financial Results have been reviewed by the Audit committee and approved by the Board of Directors of the Company at their respective meeting held on January 17, 2022
- The above unaudited Standalone Financial Results have been prepared in accordance with Indian Accounting Standards (Ind AS) notified under section 133 of the Companies Act 2013, read with the Companies (Indian Accounting Standards) Rules, 2015
- Previous year's/period's figures have been regrouped/reclassified/recasted wherever necessary to confirm to classification of current year/period.
- There are no Investor complaints received/pending as on December 31, 2021

Date: January 17, 2022
Place: Surat



For K.P.I. Global Infrastructure Limited

Farukbhai G Patel
Chairman & Managing Director
DIN: 00414045

Moh. Sohil Dabhoya
Whole Time Director
DIN: 07112947

K.P.I. GLOBAL INFRASTRUCTURE LIMITED

CIN: L40102GJ2008LC083302

Reg. Office: 'KP House', Opp. Ishwar Farm Junction BRTS, Near Bliss IVF Circle, Canal Road, Bhatar, Surat 395017, Gujarat
Tel/Fax - 0261 2244757, Email - info@kpgroup.co, Website - www.kpigil.com

STANDALONE SEGMENT INFORMATION AS ON QUARTER AND NINE MONTHS ENDED DECEMBER 31, 2021

(Rs. in Lacs)

Particulars	Quarter Ended			Nine Month Ended		Year Ended
	31-12-2021 Unaudited (CY Q3)	30-09-2021 Unaudited (CY Q2)	31.12.2020 Unaudited (LY Q3)	31.12.2021 Unaudited	31.12.2020 Unaudited	31-03-2021 Audited (FY 20-21)
01. Segment Revenue						
Net Sales/income from each segment						
(i) Revenue from Sales of Power & Solar Power Plant	5,733.28	5,341.20	1,173.84	14,473.59	5,098.37	9,796.99
(ii) Revenue from Sales of Plot	47.87	205.60	208.59	395.99	448.08	553.22
Total Segment Revenue	5,781.15	5,546.81	1,382.43	14,869.58	5,546.45	10,350.21
Less: Inter Segment Revenue	-	-	-	-	-	-
Revenue from Operation	5,781.15	5,546.81	1,382.43	14,869.58	5,546.45	10,350.21
02. Segment Results						
Profit/Loss before tax and interest from each segment						
(i) Revenue from Sales of Power & Solar Power Plant	2,170.61	1,802.57	368.23	5,251.89	1,435.72	3,702.93
(ii) Revenue from Sales of Plot	13.14	181.72	182.53	320.15	401.00	497.59
Total Profit before tax	2,183.76	1,984.29	550.76	5,572.04	1,836.72	4,200.52
Add/Less:						
i) Finance Cost	287.99	227.81	264.41	749.67	828.81	1,128.44
ii) Other Unallocable Expenditure net off unallocable income	264.46	297.26	183.83	810.55	567.55	809.69
Profit Before Tax	1,631.31	1,459.22	102.52	4,011.82	440.35	2,262.39
02. Segment Assets						
(i) Revenue from Sales of Power & Solar Power Plant	34,934.89	33,873.80	24,103.91	34,934.89	24,103.91	28,768.39
(ii) Revenue from Sales of Plot	8,143.35	7,888.61	1,392.87	8,143.35	1,392.87	1,343.15
Total Segment Assets	43,078.24	41,762.41	25,496.78	43,078.24	25,496.78	30,111.54
Unallocable Assets	7,100.55	5,767.34	14,414.88	7,100.55	14,414.88	14,853.04
Net Segment Assets	50,178.79	47,529.74	39,911.66	50,178.79	39,911.66	44,964.58
02. Segment Liability						
(i) Revenue from Sales of Power & Solar Power Plant	27,614.39	26,307.75	29,952.52	27,614.39	29,952.52	33,262.64
(ii) Revenue from Sales of Plot	7,904.36	7,448.25	(24.70)	7,904.36	(24.70)	-
Total Segment Liability	35,518.75	33,756.00	29,927.82	35,518.75	29,927.82	33,262.64
Unallocable Liability	268.73	525.87	458.49	268.73	458.49	446.88
Net Segment Liability	35,787.48	34,281.88	30,386.31	35,787.48	30,386.31	33,709.52
02. Capital Employed (Segment Assets - Segment Liabilities)						
(i) Revenue from Sales of Power & Solar Power Plant	7,320.50	7,566.05	(5,848.61)	7,320.50	(5,848.61)	(4,494.25)
(ii) Revenue from Sales of Plot	238.99	440.36	1,417.57	238.99	1,417.57	1,343.15
(iii) Unallocated	6,831.82	5,241.46	13,956.39	5,976.23	10,734.93	14,406.16

Note:

- The above unaudited Standalone Segment Information have been prepared in accordance with Indian Accounting Standards (Ind AS) notified under section 133 of the Companies Act 2013, read with the Companies (Indian Accounting Standards) Rules, 2015
- Previous year's/period's figures have been regrouped/reclassified/recasted wherever necessary to confirm to classification of current year/period.

Date: January 17, 2022
Place: Surat



For K.P.I. Global Infrastructure Limited



Farukbhai G Patel
Chairman & Managing Director
DIN: 00414045


Moh. Sohil Dabhoya
Whole Time Director
DIN: 07112947



K A SANGHAVI & CO. LLP
CHARTERED ACCOUNTANTS

Independent auditor's Review report on Quarterly and Year to Date Unaudited Consolidated financial results of the Company pursuant to the Regulation 33 of the SEBI (Listing Obligations and Disclosure Requirements) Regulations 2015, as amended.

To,
The Board of Directors of
K.P.I. GLOBAL INFRASTRUCTURE LIMITED
'KP House', Opp. Ishwar Farm Junction BRTS,
Near Bliss IVF Circle, Canal Road, Bhatar, Surat – 395017, Gujarat.

1. We have reviewed the accompanying Statement of Unaudited Consolidated Financial Results of **K.P.I. Global Infrastructure Limited** ("the Parent") and its Subsidiaries (the parent and its subsidiaries together referred to as "the Group"), for the quarter & Nine months ended December 31, 2021 (the "Statement") attached herewith, being submitted by the Parent pursuant to the requirements of Regulation 33 of the SEBI (Listing Obligations and Disclosure Requirements) Regulation, 2015, as amended.
2. This Statement is the responsibility of the Parent's Management and has been approved by the Board of Directors, has been prepared in accordance with the recognition and measurement principal laid down in Indian Accounting Standard (Ind AS) 34 'Interim Financial Reporting', prescribed under section 133 of the Companies Act, 2013, and other Accounting Principles generally accepted in India. Our responsibility is to express a conclusion on the statement based on our review.
3. We conducted our review of the Statement in accordance with the Standard on Review Engagements (SRE) 2410 "Review of Interim Financial Information Performed by the Independent Auditor of the Entity", issued by the Institute of Chartered Accountants of India. A review of interim financial information consists of making inquiries, primarily of persons responsible for financial and accounting matters, and applying analytical and other review procedures. A review is substantially less in scope than an audit conducted in accordance with Standards on Auditing and consequently does not enable us to obtain assurance that we would become aware of all significant matters that might be identified in an audit. Accordingly, we do not express an audit opinion.

We also performed procedures in accordance with the circular issued by the SEBI under Regulation 33 (8) of the SEBI (Listing Obligations and Disclosure Requirements) Regulations, 2015, as amended, to the extent applicable.

4. The Statement includes the results of the following entities:
 - a. K.P.I. Global Infrastructure Limited
 - b. KPIG Energia Private Limited
 - c. Sun Drops Energia Private Limited
5. Based on our review conducted and procedures performed as stated above, nothing has come to our attention that causes us to believe that the accompanying statement of unaudited financial results prepared in accordance with applicable Indian Accounting Standards (Ind AS) prescribed under section 133 of The Companies Act, 2013, read with relevant Rules issued thereunder and other recognized accounting practices and policies generally accepted in India, has not disclosed the information required to be disclosed in terms of Regulation 33 of the SEBI (Listing Obligations and Disclosure Requirements) Regulations, 2015, as amended, including the manner in which it is to be disclosed, or that it contains any material misstatement.





K A SANGHAVI & CO. LLP
CHARTERED ACCOUNTANTS

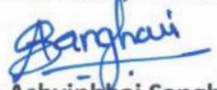
6. Emphasis of Matter – No such thing requires to be mentioned hence our conclusion is not modified in respect of this matter.
7. The consolidated unaudited financial results includes the interim financial results of 2 subsidiaries which have been reviewed by us, whose interim financial results reflect total assets of Rs. 8,598.60 Lakhs as at December 31, 2021 and total revenue of Rs. 438.79 Lakhs and Rs. 635.13 Lakhs, total net profit/(loss) after tax of Rs. 62.10 Lakhs and Rs. 93.50 Lakhs and total comprehensive income / loss of Rs. 62.10 Lakhs and Rs. 93.50 Lakhs for the quarter ended December 31, 2021 and for the period from April 01, 2021 to December 31, 2021 respectively as considered in the consolidated unaudited financial results.

Our conclusion on the Statement is not modified in respect of the above matter.

Place: Surat
Date: January 17, 2022



For K A Sanghavi & Co LLP
Chartered Accountants
FRN: 120846W / W100289


Amish Ashvinbhai Sanghavi
Designated Partner
M. No. 101413

ICAI UDIN: 22101413AAAABI8831



Office :
1001-1002-1003, Rajhans Bonista, Ram Chowk,
Ghod Dod Road, Surat - 395007 Gujarat, INDIA.

Voice :
+91 992 5110405 +91 261 2653167
+91 982 5279684 +91 261 2653168

E-mail :
beintouch@kascoca.in

Visit us :
www.kascoca.com

K.P.I. GLOBAL INFRASTRUCTURE LIMITED

CIN: L40102GJ2008LC083302

Reg. Office: 'KP House', Opp. Ishwar Farm Junction BRTS, Near Bliss IVF Circle, Canal Road, Bhatar, Surat 395017, Gujarat

Tel/Fax - 0261 2244757, Email - info@kpgroup.co, Website - www.kpigil.com

STATEMENT OF UNAUDITED CONSOLIDATED FINANCIAL RESULTS FOR THE QUARTER AND NINE MONTHS ENDED DECEMBER 31, 2021

(Rs. in Lacs)

Sr. No.	Particulars	Quarter Ended			Nine Month Ended on		Year Ended
		31.12.2021 Unaudited (CY Q3)	30.09.2021 Unaudited (CY Q2)	31.12.2020 Unaudited (LY Q3)	31-12-2021 Unaudited	31-12-2020 Unaudited	31.03.2021 Audited (FY 20-21)
I	Revenue from Operations	6,219.94	5,743.15	1,382.43	15,504.71	5,546.45	10,350.21
	(a) Net Sales/income from Operations	-	-	-	-	-	-
	(i) Revenue from Sales of Plot	47.87	205.60	208.59	395.99	448.08	553.22
	(ii) Revenue from Sale of Power	1,521.09	1,014.77	1,173.84	3,919.94	3,421.32	4,818.20
	(iii) Revenue from Sales of Captive Power Project	4,650.98	4,522.78	-	11,188.78	1,677.05	4,978.78
II	Other Income	20.10	29.63	5.08	77.91	17.38	43.53
III	Total Revenue (I + II)	6,240.04	5,772.78	1,387.51	15,582.62	5,563.83	10,393.73
IV	Expenses:	-	-	-	-	-	-
	(a) Cost of Materials consumed	2,514.07	2,704.95	(0.19)	6,196.03	1,117.24	2,260.71
	(b) Purchases of Stock-in-Trade	52.92	64.48	18.95	169.85	169.12	272.22
	(c) Changes in inventories of finished goods, work-in-progress and stock-in-trade	25.43	1.11	19.02	32.70	(40.49)	(81.80)
	(d) Employee benefits expense	113.40	93.04	44.33	255.84	103.43	176.60
	(e) Finance Costs	879.69	757.47	554.22	2,333.24	1,746.12	2,506.18
	(f) Depreciation and amortisation expense	344.66	156.74	415.62	958.91	1,182.12	1,647.14
	(g) Other expenses	616.46	500.54	235.83	1,530.73	855.07	1,358.06
	Total Expenses	4,546.64	4,278.32	1,287.77	11,477.29	5,132.60	8,139.11
V	Profit before exceptional and extraordinary items and tax (III - IV)	1,693.41	1,494.46	99.74	4,105.33	431.23	2,254.62
VI	Exceptional Items	-	-	-	-	-	-
VII	Profit before extraordinary items/Prior Period Items and tax (V - VI)	1,693.41	1,494.46	99.74	4,105.33	431.23	2,254.62
VIII	Extraordinary items/Prior Period Items	-	-	-	-	-	(11.40)
IX	Profit before tax (VII - VIII)	1,693.41	1,494.46	99.74	4,105.33	431.23	2,243.22
X	Tax Expenses	-	-	-	-	-	-
	(1) Current tax(Net)	-	-	-	-	-	-
	(2) Mat credit entitlement	-	-	-	-	-	-
	(3) Deferred tax	379.47	268.89	381.72	767.17	720.67	812.98
XI	Profit / (Loss) for the period from continuing operations (VII - VIII)	1,313.94	1,225.57	(281.98)	3,338.15	(289.44)	1,430.24
XII	Profit/(Loss) from discontinuing operations	-	-	-	-	-	-
XIII	Tax expense of discontinuing operations	-	-	-	-	-	-
XIV	Profit / (Loss) from Discontinuing operations (after tax) (XII - XIII)	-	-	-	-	-	-
XV	Profit / (Loss) for the period (XI + XIV)	1,313.94	1,225.57	(281.98)	3,338.15	(289.44)	1,430.24
XVI	Other Comprehensive Income (After Tax)	-	-	-	-	-	-
	A) Items that will not be reclassified to profit and loss	-	-	-	-	-	-
	Income Tax on above	-	-	-	-	-	-
	B) Items that will be reclassified to profit and loss	-	-	-	-	-	-
	Income Tax on above	-	-	-	-	-	-
	Total Other Comprehensive Income (Net of Tax)	-	-	-	-	-	-
XVII	Total Comprehensive Income for the period comprising Net Profit/ (Loss) for the period & Other Comprehensive Income (XV+XVI)	1,313.94	1,225.57	(281.98)	3,338.15	(289.44)	1,430.24
	Paid-up equity share capital (Face Value: Rs. 10/- each)	1,806.70	1,806.70	1,806.70	1,806.70	1,806.70	1,806.70
XVIII	(a) Earnings Per Share	-	-	-	-	-	-
	(i) Basic	7.27	6.78	(1.56)	18.48	(1.60)	7.92
	(ii) Diluted	7.27	6.78	(1.56)	18.48	(1.60)	7.92

Notes:

- 1 The above unaudited Consolidated Financial Results have been reviewed by the Audit committee and approved by the Board of Directors of the Company at their respective meeting held on January 17, 2022
- 2 The above unaudited Consolidated Financial Results have been prepared in accordance with Indian Accounting Standards (Ind AS) notified under section 133 of the Companies Act 2013, read with the Companies (Indian Accounting Standards) Rules, 2015
- 3 Previous year's/period's figures have been regrouped/reclassified/recasted wherever necessary to confirm to classification of current year/period.
- 4 There are no Investor complaints received/pending as on December 31, 2021

Date: January 17, 2022
Place: Surat



For K.P.I. Global Infrastructure Limited

Farukbhai G Patel
Chairman & Managing Director
DIN: 00414045

Moh. Sohail Dabhoya
Whole Time Director
DIN: 07112947

K.P.I. GLOBAL INFRASTRUCTURE LIMITED

CIN: L40102GJ2008LC083302

Reg. Office: 'KP House', Opp. Ishwar Farm Junction BRTS, Near Bliss IVF Circle, Canal Road, Bhatar, Surat 395017, Gujarat
Tel/Fax - 0261 2244757, Email - info@kpgroup.co, Website - www.kpigil.com

CONSOLIDATED SEGMENT INFORMATION AS ON QUARTER AND NINE MONTHS ENDED DECEMBER 31, 2021

(Rs. in Lacs)

Particulars	Quarter Ended			Nine Month Ended		Year Ended
	31-12-2021 Unaudited (CY Q3)	30-09-2021 Unaudited (CY Q2)	31.12.2020 Unaudited (LY Q3)	31.12.2021 Unaudited	31.12.2020 Unaudited	31-03-2021 (Audited)
01. Segment Revenue						
Net Sales/income from each segment						
(i) Revenue from Sales of Power & Solar Power Plant	6,172.07	5,537.55	1,173.84	15,108.72	5,098.37	9,796.99
(ii) Revenue from Sales of Plot	47.87	205.60	208.59	395.99	448.08	553.22
Total Segment Revenue	6,219.94	5,743.15	1,382.43	15,504.71	5,546.45	10,350.21
Less: Inter Segment Revenue	-	-	-	-	-	-
Revenue from Operation	6,219.94	5,743.15	1,382.43	15,504.71	5,546.45	10,350.21
02. Segment Results						
Profit/Loss before tax and interest from each segment						
(i) Revenue from Sales of Power & Solar Power Plant	2,238.31	1,848.36	368.23	5,365.38	1,435.72	3,702.93
(ii) Revenue from Sales of Plot	13.14	181.72	182.53	320.15	401.00	497.59
Total Profit before tax	2,251.46	2,030.08	550.76	5,685.52	1,836.72	4,200.52
Add/Less:						
i) Finance Cost	287.99	228.15	264.42	750.03	828.89	1,128.48
ii) Other Unallocable Expenditure net off unallocable income	270.06	307.48	186.60	830.16	576.60	828.82
Profit Before Tax	1,693.41	1,494.46	99.74	4,105.33	431.23	2,243.22
02. Segment Assets						
(i) Revenue from Sales of Power & Solar Power Plant	45,233.98	45,680.11	28,318.88	45,233.98	28,318.88	34,810.70
(ii) Revenue from Sales of Plot	8,143.35	7,888.61	1,392.87	8,143.35	1,392.87	8,101.25
Total Segment Assets	53,377.33	53,568.72	29,711.75	53,377.33	29,711.75	42,911.94
Unallocable Assets	5,400.07	1,119.07	12,036.50	5,400.07	12,036.50	5,167.68
Net Segment Assets	58,777.39	54,687.78	41,748.25	58,777.39	41,748.25	48,079.62
02. Segment Liability						
(i) Revenue from Sales of Power & Solar Power Plant	36,115.13	26,517.47	30,079.82	36,115.13	30,079.82	33,299.50
(ii) Revenue from Sales of Plot	7,904.36	7,448.25	-	7,904.36	-	-
Total Segment Liability	44,019.48	33,965.72	30,079.82	44,019.48	30,079.82	33,299.50
Unallocable Liability	298.04	7,467.73	2,159.53	298.04	2,159.53	3,550.00
Net Segment Liability	44,317.52	41,433.45	32,239.36	44,317.52	32,239.36	36,849.50
02. Capital Employed (Segment Assets - Segment Liabilities)						
(i) Revenue from Sales of Power & Solar Power Plant	9,118.85	19,162.64	(1,760.94)	9,118.85	(1,760.94)	1,511.19
(ii) Revenue from Sales of Plot	238.99	440.36	1,392.87	238.99	1,392.87	8,101.25
(iii) Unallocated	5,102.03	(6,348.67)	9,876.96	(3,120.46)	3,170.55	1,617.68

Note:

(1) The above Unaudited Consolidated Segment Information have been prepared in accordance with Indian Accounting Standards (Ind AS) notified under section 133 of the Companies Act 2013, read with the Companies (Indian Accounting Standards) Rules, 2015

(2) Previous year's/period's figures have been regrouped/reclassified/recasted wherever necessary to confirm to classification of current year/period.



For K.P.I. Global Infrastructure Limited

Farukbhai G Patel
Chairman & Managing Director
DIN: 00414045

Moh. Sohail Dabhoya
Whole Time Director
DIN: 07112947

NOTES TO FINANCIAL STATEMENTS FOR THE QUARTER ENDED DECEMBER 31, 2021:

(i) Presentation and disclosure of financial statements:

During the Period, the company has prepared Financial Results in accordance with Indian Accounting Standards (Ind AS) notified under section 133 of the Companies Act 2013, read with the Companies (Indian Accounting Standards) Rules, 2015. The company has also reclassified the previous figures in accordance with the requirements applicable in the current period.

(ii) Revenue recognition:

Revenue comprises sale of Solar Park plots which were leased back for foraying into solar power generation ("sale of plot"), sale of Captive Power Plant and sale of power generated through solar projects of the Company. Revenue is recognised to the extent it is probable that the economic benefits will flow to the Company and that the revenue can be reliably measured. The Company collects goods and services tax (GST) as applicable on behalf of the government and therefore, these are not economic benefits flowing to the Company. Hence, they are excluded from revenue.

Sales:

Revenue from sale of solar park plots, sale of solar power plant and sale of solar power generated by the Company is recognised in the statement of profit and loss when the significant risks and rewards in respect of ownership of plots and power plants have been transferred to the buyer as per the terms of the respective agreement and possession has been handed over the buyer and the income can be measured reliably and is expected to be received. Revenue from sale of electricity (power) is recognised in the statement of profit and loss when the same is sold and transmitted to the customers. In case of sale of plots the registered sale deeds are not executed in the name of the buyers however, the company has transferred the physical possession of plots to the buyers and the possession receipts have been duly executed by the company in favour of buyers.

Interest income:

Interest income is recognized on a time proportion basis taking into account the amount outstanding and the rate applicable.

(iii) Property, Plant and Equipment:

Property, plant and equipment are stated at cost less accumulated depreciation and impairment, if any. Costs directly attributable to acquisition are capitalized until the property, plant and equipment are ready for use, as intended by the Management. The Company depreciates property, plant and equipment over their estimated useful lives using the straight-line method.

When parts of the items of property, plant and equipment have different useful lives, they are accounted for as separate items (major components) of property, plant and equipment. Subsequent expenditure relating to the property, plant and equipment is capitalized only when it is probable that future economic benefits associated with these will flow to the company and the cost of the item can be measured reliably.

Advances paid towards the acquisition of property, plant and equipment outstanding at each Balance Sheet date is classified as capital advances under other non-current assets and the cost of assets not put to use before such date are disclosed under 'Capital work-in-progress'. Subsequent expenditures relating to property, plant and equipment are capitalized only when it is probable that future economic benefits associated with these will flow to the Company and the cost of the item can be measured reliably. Repairs and maintenance costs are recognized in the Statement of Profit and Loss when incurred. The cost and related accumulated depreciation are eliminated from the financial statements upon sale or retirement of the asset and the resultant gains or losses are recognized in the Statement of Profit and Loss. Assets to be disposed of are reported at the lower of the carrying value or the fair value less cost to sell.

(iv) Depreciation / Amortization:

Depreciation on tangible fixed assets is calculated on the Straight Line Method (SLM) based on the useful lives and residual values estimated by the management in accordance with Schedule II to the Companies Act, 2013. The identified components are depreciated separately over their useful lives; the remaining components are depreciated over the life of the principal asset.

Depreciation methods, useful lives and residual values are reviewed periodically, including at each financial year end. Based on technical evaluation, the Management believes that the useful lives as given above best represent the period over which the Management expects to use these assets.

The company has used the following useful lives to provide depreciation on its tangible fixed assets.

Type of assets	Useful lives (in years)
Plant & machineries (excluding Solar Power Plant)	15
Plant & machineries (Solar Power Plant)	25
Computers	3
Office Equipment	5
Furniture and fixtures	10
Motor vehicles	8
Vehicles (2 wheelers)	10
Electrical installations	10

(v) Taxation:

Current Income Tax

Current income tax assets and liabilities are measured at the amount expected to be recovered from or paid to the taxation authorities. The tax rates and tax laws used to compute the amount are those that are enacted or substantively enacted, at the reporting date in India where the Company operates and generates taxable income.

Current income tax relating to items recognised outside profit or loss is recognised outside profit or loss (either in other comprehensive income or in equity). Current tax items are recognised in correlation to the underlying transaction either in OCI or directly in equity. Management periodically evaluates positions taken in the tax returns with respect to situations in which applicable tax regulations are subject to interpretation and establishes provisions where appropriate.

Deferred Tax

Deferred tax is provided using the liability method on temporary differences between the tax bases of assets and liabilities and their carrying amounts for financial reporting purposes at the reporting date.

Deferred tax liabilities are recognised for all taxable temporary differences. Deferred tax assets are recognised for all deductible temporary differences, the carry forward of unused tax credits (Minimum alternate tax credit entitlement) and any unused tax losses. Deferred tax assets are recognised to the extent that it is probable that taxable profit will be available against which the deductible temporary differences, and the carry forward of unused tax credits and unused tax losses can be utilised. Deferred tax relating to items recognised outside profit or loss is recognised outside profit or loss (either in other comprehensive income or in equity).

The carrying amount of deferred tax assets is reviewed at each reporting date and reduced to the extent that it is no longer probable that sufficient taxable profit will be available to allow all or part of the deferred tax asset to be utilised.

Deferred tax assets and liabilities are measured at the tax rates that are expected to apply in the year when the asset is realised or the liability is settled, based on tax rates (and tax laws) that have been enacted or substantively enacted at the reporting date.

Deferred tax assets and deferred tax liabilities are offset if a legally enforceable right exists to set off current tax assets against current tax liabilities and the deferred taxes relate to the same taxable entity and the same taxation authority.

(vi) Earnings per share:

Basic earnings per share are calculated by dividing the profit after Tax for the period attributable to equity shareholders by the weighted average number of equity shares outstanding during the period. The net profit for the period attributable to equity shareholders and the weighted average number of shares outstanding during the period are adjusted for the effects of all dilutive potential equity shares.

(vii) Cash and Cash Equivalents:

Cash and cash equivalent in the balance sheet comprise cash at banks and on hand and short-term deposits with an original maturity of three months or less, which are subject to an insignificant risk of changes in value.

KEY HIGHLIGHTS FOR THE QUARTER ENDED ON DECEMBER 31, 2021 PERFORMANCE

- We have maintained consistent growth in Revenue from operation as well as in profitability margins for the reporting period. In the third quarter, we achieved a splendid performance in comparison with previous reporting periods. Our revenue from operations increased by 318% as compared to Q3 FY2021 & 4% as compared to Q2 FY2022. Also, nine-month revenue from operations enhanced by 168% and remained at Rs.148.70 Cr in FY22 against Rs.55.46 Cr same period last year.
- Our revenue of Rs. 15.17 crore from sale of power has recorded excellent growth of almost 50% as compared to last quarter, which has significantly contributed for growth in operating profit in the current quarter. During the last quarter, the sale of power was on lower side because of heavy and extended monsoon, however, the situation has improved and normalised during the current quarter. There is an impact of season in the second and third quarter of our company. As regards sale of power for nine month ended 31st December 2021, we have observed increase in sale by almost 15% to Rs.39.16 Cr against Rs. 34.21 crore of sale for nine-month during last year. Also, while assessing Captive power project Segment, during third quarter, revenue at Rs. 42.16 crore during the current quarter is almost in line with last quarter. Moreover, during the nine months under review, revenue from captive power project of Rs. 105.58 crore has significantly improved by almost 530% as against Rs.16.77 Cr in same reporting period previous year.
- Standalone Net profit margin has been recorded at 21.58% ie. Rs.12.52 Cr in Q3 FY2022 as compared to Rs. 11.90 Cr for Q2FY22. Also, Gross profit Margin & Operating Profit Margin has also improved during the reporting period as against Q2FY2022.
- While Assessing Consolidated results, revenue from operation has increased from Rs.57.43 Cr. to Rs.62.20 Cr., recording growth of almost 8.5% as compared to previous quarter. In addition to that Consolidated Net Profit for Q3 FY22 stands at Rs.13.14 Cr which is almost 7% higher than last quarter.
- ICRA has revised and upgraded outlook on our company to positive from stable with BBB+ rating.