

Head Office : Nilkamal House, 77/78, Road No. 13/14, M.I.D.C., Andheri (East), Mumbai - 400 093, INDIA. Tel. : (91-22) 4235 8888

Material Handling Division : Fax : (91-22) 2836 1923 • E-mail : marketing@nilkamal.com • Visit us at : www.nilkamalmaterialhandling.com

Furniture Division : Fax : (91-22) 2835 3556 • E-mail : furniture@nilkamal.com • Visit us at : www.nilkamal.com

@home Division : Fax : (91-22) 2837 2787 • E-mail : connect@at-home.co.in • Visit us at : www.at-home.co.in

Date: 27-06-2024

Ref: 38th AGM/BSE/NSE

To,
The Secretary
BSE Limited,
Phiroze Jeejeebhoy Towers
Dalal Street, Mumbai-400 001.

The Secretary
National Stock Exchange of India Limited,
Exchange Plaza, 5th Floor, Plot No. C/1, G
Block, Bandra Kurla Complex, Bandra
East, Mumbai-400 051.

SCRIPT CODE : 523385

SYMBOL : NILKAMAL

Dear Sir,

**Sub: Annual Report and Business Responsibility and Sustainability
Report for the financial year 2023-24**

Further to our letter dated 24th June, 2024, we wish to inform that there was some misprints and typographical errors in the Business Responsibility and Sustainability Report (BRSR) for the financial year 2023-24. There is no other change in the Annual Report. Accordingly, the updated Annual Report for the Financial year 2023-24 along with Notice of the 38th Annual General Meeting (AGM) of the Company is enclosed for your information and records with a request that the updated Annual report is uploaded on your website.

The updated Annual Report for the financial year 2023-24 along with Notice of 38th AGM is available on the website of the Company at www.nilkamal.com. We regret inconvenience in the matter.

Thanking you,
Yours faithfully,
For Nilkamal Limited



Priti Dave
Company Secretary



Encl: a.a.



ANNUAL REPORT

2023 - 24

 **Nilkamal**[®]
SLEEP[™]
Thoughtfully designed for you

We're thrilled to have unveiled the rebranding of our mattress portfolio as Nilkamal Sleep, reflecting our commitment to innovation & growth.

Our new range of premium, technology-driven sleep solutions reflects our ongoing mission to meet consumer needs.

Additionally, to enhance our brand recognition among industry partners, we're delighted to announce Ranbir Kapoor as the brand ambassador for Nilkamal Sleep, marking a significant milestone.



**Board of Directors**

Mr. Vamanrai V. Parekh	- Chairman Emeritus
Mr. Sharad V. Parekh	- Chairman
Mr. Hiten V. Parekh	- Managing Director
Mr. Manish V. Parekh	- Joint Managing Director
Mr. Nayan S. Parekh	- Executive Director
Mr. Abhay Jadeja (appointed w.e.f. May 14, 2024)	- Director
Mr. Ashok Kumar Goel	- Director
Ms. Kavita R. Shah	- Director
Mr. K. R. Ramamoorthy	- Director
Mr. K. Venkataramanan	- Director
Mr. Mahendra V. Doshi	- Director
Mr. Mufazzal S. Federal	- Director
Mr. S. K. Palekar	- Director

Chief Financial Officer

Mr. Paresh B. Mehta

Company Secretary

Ms. Priti P. Dave

Bankers

- State Bank of India
- Union Bank of India
- IDBI Bank Ltd.
- DBS Bank Limited

Auditors

M/s S R B C & CO LLP

Plant Locations: -

- 1) Barjora, West Bengal
- 2) Bhiwandi, Maharashtra
- 3) Hosur, Tamilnadu
- 4) Jammu, Jammu & Kashmir
- 5) Kharadpada, Union Territory of Dadra and Nagar Haveli and Daman and Diu
- 6) Noida, Uttar Pradesh
- 7) Puducherry
- 8) Sinnar, Maharashtra
- 9) Vasona, Union Territory of Dadra and Nagar Haveli and Daman and Diu
- 10) Gurugram, Haryana

Registered Office

Survey No.354/2 and 354/3, Near Rakholi Bridge,
Silvassa Khanvel Road, Vasona, Silvassa 396 230,
Union Territory of Dadra and Nagar Haveli and
Daman and Diu.

Corporate Office

Nilkamal House, 77/78, Road No.13/14, MIDC,
Andheri (E), Mumbai – 400 093, Maharashtra.

CONTENTS	PAGE NOS.
Notice.....	2
Directors' Report and Annexures	15
Management Discussion and Analysis	30
Corporate Governance Report	34
Business Responsibility and Sustainability Report.....	55
Auditors' Report and Annexure	82
Balance Sheet	92
Statement of Profit and Loss	93
Cash Flow Statement	94
Notes to the Financial Statements	97
Auditors' Report on Consolidated Financial Statements	143
Consolidated Balance Sheet	150
Consolidated Statement of Profit and Loss	151
Consolidated Cash Flow Statement	152
Notes to the Consolidated Financial Statements	155
Salient features of Financial Statements of Subsidiaries / Associates / Joint Venture	202
Performance at a Glance	203

NOTICE

NOTICE is hereby given that the Thirty Eighth Annual General Meeting of the Members of Nilkamal Limited will be held on Friday, July 19, 2024 at 11.00 a.m. through two - way Video Conferencing ("VC") / Other Audio Visual Means ("OAVM") to transact with or without modification(s), as may be permissible, the following business:

ORDINARY BUSINESS:

1. To receive, consider and adopt the Audited Standalone Financial Statements of the Company for the financial year ended March 31, 2024 together with the Reports of the Board of Directors and Auditors thereon.
2. To receive, consider and adopt the Audited Consolidated Financial Statements of the Company for the financial year ended March 31, 2024 together with the Report of the Auditors thereon.
3. To declare Final Dividend on equity shares for the financial year ended March 31, 2024.
4. To appoint a Director in place of Mr. Nayan S. Parekh (DIN: 00037597), who retires by rotation and being eligible, offers himself for re-appointment.

SPECIAL BUSINESS:

5. To consider and if thought fit, to pass, with or without modification(s), the following Resolution as an **Ordinary Resolution:**

"RESOLVED THAT pursuant to Section 148 (3) and other applicable provisions, if any, of the Companies Act, 2013 read with the Companies (Audit and Auditors) Rules, 2014, including any statutory modification(s) or re-enactment(s) thereof for the time being in force, the Company hereby ratifies the remuneration of ₹ 3.50 Lakhs (Rupees Three Lakh Fifty Thousand) plus applicable taxes and re-imbursalment of out-of-pocket expenses payable to M/s. V. B. Modi & Associates, Cost Accountants (Firm Registration No. 004861), who have been appointed by the Board of Directors, as Cost Auditors of the Company, to conduct the audit of the cost records maintained by the Company as prescribed under the Companies (Cost Records and Audit) Rules, 2014, as amended, for the Financial Year ending March 31, 2025.

RESOLVED FURTHER THAT the Board of Directors or any other person authorized by the Board of Directors and/ or Company Secretary of the Company be and are hereby severally authorized to do all such acts, deeds, matters and things as may be deemed necessary to give effect to this resolution."

6. To consider and, if thought fit, to pass with or without modification(s) the following resolution as an **Ordinary Resolution:**

"RESOLVED THAT pursuant to the provisions of Section 188(1)(f) of the Companies Act, 2013 read with Rule 15(3) (b) of the Companies (Meetings of Board and its Powers) Rule, 2014 and other applicable provisions, if any, including any statutory modification/s or re-enactment/s thereof for the time being in force, consent of the Members of the Company be and is hereby accorded for appointment of Mr. Eashan M. Parekh, son of Mr. Manish V. Parekh (DIN:00037724), Joint Managing Director, as General Manager in the Company i.e., to hold office or place of profit under the company AND THAT he be paid a remuneration of up to ₹ 40.00 Lakhs (Rupees Forty Lakhs) per annum (including, salary, perquisites allowances and benefits) for the Financial year 2024-25 as per the policies of the Company.

RESOLVED FURTHER THAT the Board of Directors of the Company on the recommendation of the Nomination and remuneration Committee be and are hereby authorized to revise the terms and conditions of the said appointment and/or enhance, enlarge, alter or vary the scope and quantum of remuneration , perquisites, benefits and amenities payable to Mr. Eashan M. Parekh which shall not exceed an amount of ₹ 100.00 Lakhs (Rupees Hundred Lakhs) without any requirement of further approval of the members of the Company in General Meeting.

RESOLVED FURTHER THAT the Board of Directors or any other person authorized by the Board of Directors and/ or Company Secretary of the Company be and are hereby authorised to do all acts, deeds, matters and things as may be deemed necessary and/or expedient in connection therewith or incidental thereto, to give effect to the foregoing resolution."

7. To consider and, if thought fit, to pass with or without modification(s) the following resolution as a **Special Resolution:**

"RESOLVED THAT pursuant to the provisions of Sections 149, 150 and 152, Schedule IV and other applicable provisions, if any, of the Companies Act, 2013 ('the Act') and the Rules made thereunder and the applicable provisions of SEBI (Listing Obligations and Disclosure Requirements) Regulations, 2015 ('Listing Regulations') (including any statutory modification(s) or re-enactment thereof for the time being in force), the provisions of the Articles of Association of the Company and based on the recommendation of the Nomination and Remuneration Committee and the Board of Directors of the Company, approval of the Members be and is hereby accorded for appointment of Mr. Abhay Jadeja (DIN: 03319142), who was appointed as an Additional Director (in the capacity

of an Independent Director) of the Company by the Board of Directors with effect from May 14, 2024, and who has submitted a declaration that he meets the criteria of independence under Section 149(6) of the Act and Regulation 16(1)(b) of the Listing Regulations and is eligible for appointment under the provisions of the Act, the Rules made thereunder and the Listing Regulations, and in respect of whom the Company has received a Notice in writing under Section 160(1) of the Act proposing his candidature for the office of a Director, as an Independent Director, not liable to retire by rotation, to hold office for a term of five consecutive years i.e., from May 14, 2024 upto May 13, 2029.

RESOLVED FURTHER THAT the Board of Directors or any other person authorized by the Board of Directors and/or Company Secretary of the Company be and are hereby authorised to do all acts, deeds, matters and things as may be deemed necessary and/or expedient in connection therewith or incidental thereto, to give effect to the foregoing resolution."

**By order of the Board
For Nilkamal Limited**

**Priti P. Dave
Company Secretary
Membership No: A19469**

Place: Mumbai

Date: May 14, 2024

Notes:

1. The Ministry of Corporate Affairs ("MCA") has vide its circular dated May 5, 2020, January 13, 2021, December 8, 2021, December 14, 2021 and May 5, 2022 read with the circular dated April 8, 2020, April 13, 2020, December 28, 2022 and September 25, 2023 (collectively referred to as "MCA Circulars") and Securities and Exchange Board of India ("SEBI") vide its dated May 12, 2020, January 15, 2021, May 13, 2022, January 5, 2023 and October 7, 2023 (collectively referred to as "SEBI Circulars") permitted the holding of the Annual General Meeting ("AGM") through VC / OAVM, without the physical presence of the Members at a common venue. In compliance with the MCA Circulars and SEBI Circulars, the AGM of the members of the Company is being held through VC / OAVM. The registered office of the Company shall be deemed to be the venue for the AGM.
2. The Explanatory Statement pursuant to the provisions of Section 102 (1) of the Companies Act, 2013 in respect of the businesses at Item Nos. 5, 6 & 7 above is annexed hereto and forms a part of the Notice.
3. The relevant details of persons seeking appointment/re-appointment under Item Nos. 4 & 7 of the Notice, as required pursuant to Regulation 36 of Securities and Exchange Board of India (Listing Obligations and Disclosure Requirements) Regulations, 2015 and Secretarial Standard 2 on General Meetings is also annexed.
4. Pursuant to the provisions of the Act, a member entitled to attend and vote at the AGM is entitled to appoint a proxy to attend and vote on his/her behalf and the proxy need not be a Member of the Company. Since this AGM is being held pursuant to the MCA Circulars through VC / OAVM, physical attendance of Members has been dispensed with. Accordingly, the facility for appointment of proxies by the Members will not be available for the AGM and hence the Proxy Form and Attendance Slip are not annexed to this Notice.
5. The attendance of the Members attending the AGM through VC/OAVM will be counted for the purpose of reckoning the quorum under Section 103 of the Act.
6. Members holding shares in dematerialized form are requested to register their latest Bank Account details (Core Banking Solutions enabled Account Number, 9 digit MICR and 11 digit IFSC code) with their Depository Participant. Members holding shares in physical form are requested to provide the above details, along with their Folio Number, to the Company's Registrar and Transfer Agents, M/s. Link Intime India Private Limited.
7. Members holding shares in dematerialized form are requested to intimate any changes pertaining to their name, address, registered email id, bank details, NECS, mandates, nominations, power of attorney, etc. to their Depository Participant. Changes intimated to the Depository Participant will be automatically reflected in the Company's records. Members holding shares in physical form are requested to intimate any of the above mentioned changes, alongwith the request for merging of folio etc., to the Company's Registrar and Transfer Agents, M/s. Link Intime India Private Limited.
8. SEBI vide circular no. SEBI/HO/MIRSD/MIRSD_RTAMB/P/CIR/2021/655 dated November 3, 2021 has made it mandatory for all shareholders holding shares in physical form to furnish nomination details to the Company / RTA. Shareholders can register their nomination details in Form SH-13 or they can choose to give declaration to opt out of Nomination by filing Form ISR-3. In case of shareholder holding shares in physical form wishes to change the nominee or cancel the nomination then Form SH-14 needs to be filled. The forms mentioned above are available on the website of the Company as well as on the website of RTA.

9. SEBI vide its Circular no. SEBI/HO/MIRSD/MIRSD_RTAMB/P/CIR/2021/655 dated November 3, 2021, has made it mandatory for all holders holding shares in physical form to furnish the following documents / details to the RTA
- PAN
 - Contact details, Postal address with PIN, Mobile number, E-mail address
 - Bank account details (bank name and branch, bank account number, IFS code)
 - Specimen signature

For furnishing the above-mentioned details, shareholder must submit Form ISR-1 and/or ISR-2 in hard copy form to the Company/ RTA. The forms are available on the website of the Company as well as on the website of RTA.

10. In accordance with SEBI circular no. SEBI/HO/MIRSD/RTAMB/CIR/P/2020/166 dated September 7, 2020 all share transfers shall be carried out compulsorily in the dematerialised form with effect from April 1, 2021. Hence no transfer of shares in physical form are allowed.

Further, in compliance with SEBI circular SEBI / HO/ MIRSD/ MIRSD_RTAMB/ P/CIR/2022/8 dated January 25, 2022, the following requests received by the Company in physical form will be processed and the shares will be issued in dematerialization form only:-

- Issue of duplicate share certificate
- Claim from unclaimed suspense account
- Renewal/Exchange of securities certificate
- Endorsement
- Sub-division / splitting of securities certificate
- Consolidation of securities certificates/folios
- Transmission
- Transposition

For this purpose, the securities holder/claimant shall submit a duly filled up Form ISR-4 which is hosted on the website of the Company as well as on the website of Link Intime India Private Limited, Registrar and share transfer agent (RTA). The aforementioned form shall be furnished in hard copy form.

Members holding shares in physical form are requested to dematerialize their holdings at the earliest.

11. Members, wishing to claim dividends, which remain unclaimed for the financial years 2016-2017 onwards, are requested to write to the Company's Registrar and Transfer Agents, M/s. Link Intime India Private Limited at C-101, 247 Park, L.B.S. Marg, Vikhroli West, Mumbai: 400083. It may be noted that once such unclaimed dividends are transferred on expiry of seven years to the Investor Education and Protection Fund, no claim shall lie in respect thereof. Further, shares on which the dividend remains unclaimed for seven consecutive years will also be transferred to the IEPF Suspense Account in accordance with the Section 124 of the Act, and the applicable Rules. The shares transferred to the IEPF Suspense Account can be claimed back by the concerned shareholders from the IEPF Authority after complying with the procedure prescribed under the Investor Education and Protection Fund Authority (Accounting, Audit, Transfer and Refund) Rules, 2016.
12. The details of dividend which has remained unpaid/ unclaimed for the past seven consecutive years can be viewed on the Company's website at <https://nilkamal.com/unclaimed-unpaid-dividend/>
13. The details of the members whose shares have been transferred to the IEPF authority is available on the Company's website at <https://nilkamal.com/shares-transferred-to-iepf-suspense-account/>
14. The details of the members whose shares are liable to be transferred to the IEPF authority is available on the Company's website at <https://nilkamal.com/shares-transferred-to-iepf-suspense-account/>
15. Any request for revalidation of dividend warrant(s) by any member of the Company may be directed to the Company or its Registrar and Transfer Agents, M/s. Link Intime India Private Limited.
16. The members may take note that 'SWAYAM' is a secure, user-friendly web-based application, developed by "Link Intime India Pvt Ltd.", our Registrar and Share Transfer Agents, that empowers shareholders to effortlessly access various services. We request you to get registered and have first-hand experience of the portal.

This application can be accessed at <https://swayam.linkintime.co.in>

- Effective Resolution of Service Request - Generate and Track Service Requests/Complaints through SWAYAM.

- Features - A user-friendly GUI.
 - Track Corporate Actions like Dividend/Interest/Bonus/split.
 - PAN-based Investments - Provides access to linked PAN accounts, Company wise holdings and security valuations.
 - Effortlessly Raise request for Unpaid Amounts.
 - Self-service portal – for securities held in demat mode and physical securities, whose folios are KYC compliant.
 - Statements - View entire holdings and status of corporate benefits.
 - Two-factor authentication (2FA) at Login - Enhances security for investors.
17. In compliance with the aforesaid MCA Circulars and SEBI Circular, Notice of the AGM along with the Annual Report 2023-24 is being sent only through electronic mode to those Members whose email addresses are registered with the Company/Depositories. Members may note that the Notice and Annual Report 2023-24 will also be available on the Company's website www.nilkamal.com, websites of the Stock Exchanges i.e. BSE Limited and National Stock Exchange of India Limited at www.bseindia.com and www.nseindia.com respectively and on the website of e-voting agency NSDL at the website address www.evoting.nsdl.com.
18. **Book Closure and Dividend:**
- a. The Register of Members and the Share Transfer Books of the Company will be closed from July 13, 2024 to July 19, 2024, both days inclusive.
- For Shares held in electronic form:**
- To all the Beneficial Owners as at the end of the day on July 12, 2024 in the list of beneficial owners to be furnished by the National Securities Depository Limited ('NSDL') and Central Depository Services (India) Limited ('CDSL'); and
- For Shares held in physical form:**
- To all Members in respect of shares held in physical form after giving effect to valid transmission and transposition in respect of valid requests lodged with the Company as of the close of business hours on July 12, 2024.
- b. As per the provisions of the Income Tax Act, dividend income is taxable in the hands of shareholders and the Company is required to deduct tax at source from dividend payable to shareholders at the prescribed rates. For the prescribed rates for various categories, the shareholders are requested to refer to the Finance Act, 2023 as well as the relevant provisions of the Income Tax Act/ Rules. The shareholders are requested to update their PAN with M/s. Link Intime India Private Limited (in case of shares held in physical mode) and DPs (in case of shares held in demat mode).
- A Resident individual shareholder with PAN and who is not liable to pay income tax can submit a yearly declaration in Form No. 15G/15H, to avail the benefit of non-deduction of tax at source. He/she should send their request in prescribed format by e-mail to investor@nilkamal.com latest by July 12, 2024. Shareholders are requested to note that in case their PAN is not registered, or PAN is not linked to Aadhaar, the tax will be deducted at a higher rate of 20% or such other higher rate as may be prescribed under the Law.
- Non-resident shareholders can avail beneficial rates under tax treaty between India and their country of residence, subject to providing necessary documents, i.e. No Permanent Establishment and Beneficial Ownership Declaration, Tax Residency Certificate, Form 10F and any other document which may be required as per Law to avail the tax treaty benefits by sending an e-mail along with copies of the documents to investor@nilkamal.com latest by July 12, 2024. For the detailed process, the information is available on the Company's website at www.nilkamal.com.
19. Pursuant to the provisions of Section 108 of the Companies Act, 2013 read with Rule 20 of the Companies (Management and Administration) Rules, 2014 (as amended) and Regulation 44 of SEBI (Listing Obligations & Disclosure Requirements) Regulations 2015 (as amended), the Company is providing facility of remote e-Voting to its Members in respect of the business to be transacted at the AGM. For this purpose, the Company has entered into an agreement with National Securities Depository Limited (NSDL) for facilitating voting through electronic means, as the authorized agency. The facility of casting votes by a member using remote e-Voting system as well as venue voting on the date of the AGM will be provided by NSDL.
20. The Members can join the AGM in the VC/OAVM mode 15 minutes before and after the scheduled time of the commencement of the Meeting by following the procedure mentioned in the Notice. The facility of participation at the AGM through VC/OAVM will be made available for 1000 members on first come first served basis. This will

not include large Shareholders (Shareholders holding 2% or more shareholding), Promoters, Institutional Investors, Directors, Key Managerial Personnel, the Chairpersons of the Audit Committee, Nomination and Remuneration Committee and Stakeholders Relationship Committee, Auditors etc. who are allowed to attend the AGM without restriction on account of first come first served basis.

21. THE INSTRUCTIONS FOR MEMBERS FOR REMOTE E-VOTING AND JOINING GENERAL MEETING ARE AS UNDER:-

1. The remote e-voting period begins on July 16, 2024 at 9.00 a.m. and ends on July 18, 2024, at 5.00 p.m. The remote e-voting module shall be disabled by NSDL for voting thereafter. The Members, whose names appear in the Register of Members / Beneficial Owners as on the record date (cut-off date) i.e. July 12, 2024, may cast their vote electronically. The voting right of shareholders shall be in proportion to their share in the paid-up equity share capital of the Company as on the cut-off date, being July 12, 2024.
2. Once the vote on a resolution is cast by the Member, such Member will not be allowed to change it subsequently.
3. A person who is not a member as on cut-off date should treat this Notice for information purpose only.
4. M/s. N. L. Bhatia & Associates (FCS 8663, CP 9625) Practicing Company Secretary, has been appointed as the Scrutinizer to scrutinize the e-voting process in a fair and transparent manner.

The Scrutinizer shall, immediately after the conclusion of voting at the AGM, first count the votes cast during the AGM, thereafter unblock the votes cast through remote e-voting and make, not later than 48 hours of conclusion of the AGM, a consolidated Scrutinizer's Report of the total votes cast in favour or against, if any, to the Chairman or a person authorised by him in writing, who shall countersign the same.

The Results declared along with the report of the Scrutiniser will be placed on the website of the Company www.nilkamal.com and on the website of NSDL i.e. www.evoting.nsdl.com immediately after the declaration of result by the Chairman or Managing Director or any one Director of the Company. The results shall also be immediately forwarded to BSE Limited and National Stock Exchange of India Limited, where the equity shares of the Company are listed.

5. Subject to receipt of requisite number of votes, the Resolutions shall be deemed to have been passed on the date of the AGM i.e. July 19, 2024.
6. **How do I vote electronically using NSDL e-Voting system?**

The way to vote electronically on NSDL e-Voting system consists of "Two Steps" which are mentioned below:





Step 1: Access to NSDL e-Voting system

A) Login method for e-Voting and joining virtual meeting for Individual shareholders holding securities in demat mode.

In terms of SEBI circular dated December 9, 2020 on e-Voting facility provided by Listed Companies, Individual shareholders holding securities in demat mode are allowed to vote through their demat account maintained with Depositories and Depository Participants. Shareholders are advised to update their mobile number and email Id in their demat accounts in order to access e-Voting facility.

Login method for Individual shareholders holding securities in demat mode is given below:

Type of shareholders	Login Method
Individual Shareholders holding securities in demat mode with NSDL.	<ol style="list-style-type: none"> 1. Existing IDeAS user can visit the e-Services website of NSDL Viz. https://eservices.nsdl.com either on a Personal Computer or on a mobile. On the e-Services home page click on the "Beneficial Owner" icon under "Login" which is available under 'IDeAS' section, this will prompt you to enter your existing User ID and Password. After successful authentication, you will be able to see e-Voting services under Value added services. Click on "Access to e-Voting" under e-Voting services and you will be able to see e-Voting page. Click on company name or e-Voting service provider i.e. NSDL and you will be re-directed to e-Voting website of NSDL for casting your vote during the remote e-Voting period or joining virtual meeting & voting during the meeting. 2. If you are not registered for IDeAS e-Services, option to register is available at https://eservices.nsdl.com. Select "Register Online for IDeAS Portal" or click at https://eservices.nsdl.com/SecureWeb/IdeasDirectReg.jsp

	<p>3. Visit the e-Voting website of NSDL. Open web browser by typing the following URL: https://www.evoting.nsdl.com either on a Personal Computer or on a mobile. Once the home page of e-Voting system is launched, click on the icon "Login" which is available under 'Shareholder/Member' section. A new screen will open. You will have to enter your User ID (i.e. your sixteen digit demat account number hold with NSDL), Password/OTP and a Verification Code as shown on the screen. After successful authentication, you will be redirected to NSDL Depository site wherein you can see e-Voting page. Click on company name or e-Voting service provider i.e. NSDL and you will be redirected to e-Voting website of NSDL for casting your vote during the remote e-Voting period or joining virtual meeting & voting during the meeting.</p> <p>4. Shareholders/Members can also download NSDL Mobile App "NSDL Speede" facility by scanning the QR code mentioned below for seamless voting experience.</p> <div style="text-align: center; margin-top: 10px;"> <p>NSDL Mobile App is available on</p> <div style="display: flex; justify-content: space-around; align-items: center;"> <div style="text-align: center;">  </div> <div style="text-align: center;">  </div> </div> <div style="display: flex; justify-content: space-around; margin-top: 10px;">   </div> </div>
<p>Individual Shareholders holding securities in demat mode with CDSL</p>	<p>1. Users who have opted for CDSL Easi / Easiest facility, can login through their existing user id and password. Option will be made available to reach e-Voting page without any further authentication. The users to login Easi /Easiest are requested to visit CDSL website www.cdslindia.com and click on login icon & New System Myeasi Tab and then use your existing my easi username & password.</p> <p>2. After successful login the Easi / Easiest user will be able to see the e-Voting option for eligible companies where the evoting is in progress as per the information provided by company. On clicking the evoting option, the user will be able to see e-Voting page of the e-Voting service provider for casting your vote during the remote e-Voting period or joining virtual meeting & voting during the meeting. Additionally, there is also links provided to access the system of all e-Voting Service Providers, so that the user can visit the e-Voting service providers' website directly.</p> <p>3. If the user is not registered for Easi/Easiest, option to register is available at CDSL website www.cdslindia.com and click on login & New System Myeasi Tab and then click on registration option.</p> <p>4. Alternatively, the user can directly access e-Voting page by providing Demat Account Number and PAN No. from a e-Voting link available on www.cdslindia.com home page. The system will authenticate the user by sending OTP on registered Mobile & Email as recorded in the Demat Account. After successful authentication, user will be able to see the e-Voting option where the evoting is in progress and also able to directly access the system of all e-Voting Service Providers.</p>
<p>Individual Shareholders (holding securities in demat mode) login through their depository participants</p>	<p>You can also login using the login credentials of your demat account through your Depository Participant registered with NSDL/CDSL for e-Voting facility. upon logging in, you will be able to see e-Voting option. Click on e-Voting option, you will be redirected to NSDL/CDSL Depository site after successful authentication, wherein you can see e-Voting feature. Click on company name or e-Voting service provider i.e. NSDL and you will be redirected to e-Voting website of NSDL for casting your vote during the remote e-Voting period or joining virtual meeting & voting during the meeting.</p>

Important note: Members who are unable to retrieve User ID/ Password are advised to use Forget User ID and Forget Password option available at abovementioned website.

Helpdesk for Individual Shareholders holding securities in demat mode for any technical issues related to login through Depository i.e. NSDL and CDSL.

Login type	Helpdesk details
Individual Shareholders holding securities in demat mode with NSDL	Members facing any technical issue in login can contact NSDL helpdesk by sending a request at evoting@nsdl.com or call at 022 - 4886 7000.
Individual Shareholders holding securities in demat mode with CDSL	Members facing any technical issue in login can contact CDSL helpdesk by sending a request at helpdesk.evoting@cdslindia.com or contact at toll free no. 1800 22 55 33.

B) Login Method for e-Voting and joining virtual meeting for shareholders other than Individual shareholders holding securities in demat mode and shareholders holding securities in physical mode.

How to Log-in to NSDL e-Voting website?

1. Visit the e-Voting website of NSDL. Open web browser by typing the following URL: <https://www.evoting.nsdl.com/> either on a Personal Computer or on a mobile.
2. Once the home page of e-Voting system is launched, click on the icon "Login" which is available under 'Shareholder/Member' section.
3. A new screen will open. You will have to enter your User ID, your Password/OTP and a Verification Code as shown on the screen.

Alternatively, if you are registered for NSDL eservices i.e. IDEAS, you can log-in at <https://eservices.nsdl.com/> with your existing IDEAS login. Once you log-in to NSDL eservices after using your log-in credentials, click on e-Voting and you can proceed to Step 2 i.e. Cast your vote electronically.

4. Your User ID details are given below :

Manner of holding shares i.e. Demat (NSDL or CDSL) or Physical	Your User ID is:
a) For Members who hold shares in demat account with NSDL.	8 Character DP ID followed by 8 Digit Client ID For example if your DP ID is IN300*** and Client ID is 12***** then your user ID is IN300***12*****.
b) For Members who hold shares in demat account with CDSL.	16 Digit Beneficiary ID For example if your Beneficiary ID is 12***** then your user ID is 12*****.
c) For Members holding shares in Physical Form.	EVEN Number (128675) followed by Folio Number registered with the company For example if folio number is 001*** and EVEN is 128675 then user ID is 128675001***

5. Password details for shareholders other than Individual shareholders are given below:
 - a) If you are already registered for e-Voting, then you can use your existing password to login and cast your vote.
 - b) If you are using NSDL e-Voting system for the first time, you will need to retrieve the 'initial password' which was communicated to you. Once you retrieve your 'initial password', you need to enter the 'initial password' and the system will force you to change your password.
 - c) How to retrieve your 'initial password'?
 - (i) If your email ID is registered in your demat account or with the company, your 'initial password' is communicated to you on your email ID. Trace the email sent to you from NSDL from your mailbox. Open the email and open the attachment i.e. a .pdf file. Open the .pdf file. The password to open the .pdf file is your 8 digit client ID for NSDL account, last 8 digits of client ID for CDSL account or folio number for shares held in physical form. The .pdf file contains your 'User ID' and your 'initial password'.
 - (ii) If your email ID is not registered, please follow steps mentioned below in **process for those shareholders whose email ids are not registered.**

1. If you are unable to retrieve or have not received the "Initial password" or have forgotten your password:

Click on "Forgot User Details/Password?" (If you are holding shares in your demat account with NSDL or CDSL) option available on www.evoting.nsdl.com.

"Physical User Reset Password?" (If you are holding shares in physical mode) option available on www.evoting.nsdl.com.

If you are still unable to get the password by aforesaid two options, you can send a request at evoting@nsdl.com mentioning your demat account number/folio number, your PAN, your name and your registered address etc.

Members can also use the OTP (One Time Password) based login for casting the votes on the e-Voting system of NSDL.

2. After entering your password, tick on Agree to "Terms and Conditions" by selecting on the check box.
3. Now, you will have to click on "Login" button.
4. After you click on the "Login" button, Home page of e-Voting will open.

Step 2: Cast your vote electronically and join General Meeting on NSDL e-Voting system.

How to cast your vote electronically and join General Meeting on NSDL e-Voting system?

1. After successful login at Step 1, you will be able to see all the companies "EVEN" in which you are holding shares and whose voting cycle and General Meeting is in active status.
2. Select "EVEN" of company for which you wish to cast your vote during the remote e-Voting period and casting your vote during the General Meeting. For joining virtual meeting, you need to click on "VC/OAVM" link placed under "Join Meeting".
3. Now you are ready for e-Voting as the Voting page opens.
4. Cast your vote by selecting appropriate options i.e. assent or dissent, verify/modify the number of shares for which you wish to cast your vote and click on "Submit" and also "Confirm" when prompted.
5. Upon confirmation, the message "Vote cast successfully" will be displayed.
6. You can also take the printout of the votes cast by you by clicking on the print option on the confirmation page.
7. Once you confirm your vote on the resolution, you will not be allowed to modify your vote.

22. General Guidelines for shareholders

1. Institutional shareholders (i.e. other than individuals, HUF, NRI etc.) are required to send scanned copy (PDF/JPG Format) of the relevant Board Resolution/ Authority letter etc. with attested specimen signature of the duly authorized signatory(ies) who are authorized to vote, to the Scrutinizer by e-mail to bhaskar@nlba.in with a copy marked to evoting@nsdl.com. Institutional shareholders (i.e. other than individuals, HUF, NRI etc.) can also upload their Board Resolution / Power of Attorney / Authority Letter etc. by clicking on "Upload Board Resolution / Authority Letter" displayed under "e-Voting" tab in their login.
2. It is strongly recommended not to share your password with any other person and take utmost care to keep your password confidential. Login to the e-voting website will be disabled upon five unsuccessful attempts to key in the correct password. In such an event, you will need to go through the "Forgot User Details/ Password?" or "Physical User Reset Password?" option available on www.evoting.nsdl.com to reset the password.
3. In case of any queries, you may refer the Frequently Asked Questions (FAQs) for Shareholders and e-voting user manual for Shareholders available at the download section of www.evoting.nsdl.com or call on 022 - 4886 7000 or send a request to Ms. Prajakta Pawle at evoting@nsdl.com.
4. Any person holding shares in physical form and non-individual shareholders, who acquires shares of the Company and becomes member of the Company after the notice is send through e-mail and holding shares as of the cut-off date i.e. July 12, 2024, may obtain the login ID and password by sending a request at evoting@nsdl.com or Issuer/RTA. However, if you are already registered with NSDL for remote e-voting, then you can use your existing user ID and password for casting your vote. If you forgot your password, you can reset your password by using "Forgot User Details/Password" or "Physical User Reset Password" option available on www.evoting.nsdl.com or call on 022 - 4886 7000. In case of Individual Shareholders holding securities in demat mode who acquires shares of the Company and becomes a Member of the Company after sending of the Notice and holding shares as of the cut-off date i.e. July 12, 2024 may follow steps mentioned in the Notice of the AGM under "Access to NSDL e-Voting system".

23. **Process for those shareholders whose email ids are not registered with the depositories for procuring user id and password and registration of e mail ids for e-voting for the resolutions set out in this notice:**
1. In case shares are held in physical mode please provide Folio No., Name of shareholder, scanned copy of the share certificate (front and back), PAN (self attested scanned copy of PAN card), AADHAR (self attested scanned copy of Aadhar Card) by email to investor@nilkamal.com.
 2. In case shares are held in demat mode, please provide DPID-CLID (16 digit DPID + CLID or 16 digit beneficiary ID), Name, client master or copy of Consolidated Account statement, PAN (self attested scanned copy of PAN card), AADHAR (self attested scanned copy of Aadhar Card) to investor@nilkamal.com. If you are an Individual shareholders holding securities in demat mode, you are requested to refer to the login method explained at **step 1 (A)** i.e. [Login method for e-Voting and joining virtual meeting for Individual shareholders holding securities in demat mode.](#)
 3. Alternatively shareholder/members may send a request to evoting@nsdl.com for procuring user id and password for e-voting by providing above mentioned documents.
 4. In terms of SEBI circular dated December 9, 2020 on e-Voting facility provided by Listed Companies, Individual shareholders holding securities in demat mode are allowed to vote through their demat account maintained with Depositories and Depository Participants. Shareholders are required to update their mobile number and email ID correctly in their demat account in order to access e-Voting facility.
24. **THE INSTRUCTIONS FOR MEMBERS FOR e-VOTING ON THE DAY OF THE AGM ARE AS UNDER:-**
1. The procedure for e-Voting on the day of the AGM is same as the instructions mentioned above for remote e-voting.
 2. Only those Members/ shareholders, who will be present in the AGM through VC/OAVM facility and have not casted their vote on the Resolutions through remote e-Voting and are otherwise not barred from doing so, shall be eligible to vote through e-Voting system in the AGM.
 3. Members who have voted through Remote e-Voting will be eligible to attend the AGM. However, they will not be eligible to vote at the AGM.
 4. The details of the person who may be contacted for any grievances connected with the facility for e-Voting on the day of the AGM shall be the same person mentioned for Remote e-voting.
25. **INSTRUCTIONS FOR MEMBERS FOR ATTENDING THE AGM THROUGH VC/OAVM ARE AS UNDER:**
1. Member will be provided with a facility to attend the AGM through VC/OAVM through the NSDL e-Voting system. Members may access by following the steps mentioned above for **Access to NSDL e-Voting system**. After successful login, you can see link of "VC/OAVM link" placed under **"Join meeting"** menu against company name. You are requested to click on VC/OAVM link placed under Join Meeting menu. The link for VC/OAVM will be available in Shareholder/Member login where the EVEN of Company will be displayed. Please note that the members who do not have the User ID and Password for e-Voting or have forgotten the User ID and Password may retrieve the same by following the remote e-Voting instructions mentioned in the notice to avoid last minute rush.
 2. Members are encouraged to join the Meeting through Laptops for better experience.
 3. Further Members will be required to allow Camera and use Internet with a good speed to avoid any disturbance during the meeting.
 4. Please note that Participants Connecting from Mobile Devices or Tablets or through Laptop connecting via Mobile Hotspot may experience Audio/Video loss due to fluctuation in their respective network. It is therefore recommended to use Stable Wi-Fi or LAN Connection to mitigate any kind of aforesaid glitches.
 5. Shareholders who would like to express their views/have questions, may send their questions in advance mentioning their name, demat account number/folio number, email id, mobile number at investor@nilkamal.com on or before July 12, 2024. The same will be replied by the Company suitably.
 6. Members who would like to express their views or ask questions during the AGM may register themselves as a speaker by sending their request from their registered email address mentioning their name, DP ID and Client ID/folio number, PAN, mobile number at investor@nilkamal.com from July 8, 2024 (9:00 a.m. IST) to July 12, 2024 (5:00 p.m. IST). Those Members who have registered themselves as a speaker will only be allowed to express their views/ask questions during the AGM. The Company will select the speakers on first come first serve basis. The Company reserves the right to restrict the number of speakers depending on the availability of time for the AGM.

26. The Register of Directors and Key Managerial Personnel and their shareholding maintained under section 170 of the Act, the Register of Contracts or arrangements in which the Directors are interested under Section 189 of the Act and all other documents referred to in the Notice will be available for inspection in electronic mode on NSDL portal.
27. Since the AGM will be held through VC/OAVM, the Route Map is not annexed in this Notice.

**By order of the Board
For Nilkamal Limited**

**Priti P. Dave
Company Secretary
Membership No: A19469**

Place: Mumbai

Date: May 14, 2024

EXPLANATORY STATEMENT PURSUANT TO SECTION 102 OF THE COMPANIES ACT, 2013

Item No. 5

The Board of Directors of the Company, on the recommendation of the Audit Committee, had approved the appointment of M/s. V. B. Modi & Associates, Cost Accountants (Firm Registration No. 004861) for the financial year 2024-2025 at a remuneration of ₹ 3.50 Lakhs to conduct the audit of the Cost Records of the Company. In terms of provisions of Section 148(3) of the Companies Act, 2013 read with Rule 14(a)(ii) of the Companies (Audit and Auditors) Rules, 2014, the remuneration payable to the Cost Auditor along with the reimbursement of expenses incurred towards the audit is required to be ratified by the Members of the Company. Accordingly, consent of the Members is sought to ratify the remuneration payable to the Cost Auditors.

No Director, Key Managerial Personnel or their relatives, are interested or concerned in the resolution.

The Board recommends the Resolution as mentioned at Item No. 5 above for the approval of the members by way of Ordinary Resolution.

Item No. 6

As per Section 188(1)(f) of the Companies Act, 2013, read with Rule 15(3)(b) of Companies (Meetings of Board and its Powers) Rules, 2014, prior approval of the members by way of Ordinary Resolution is required for the revision of remuneration and revision in the terms of remuneration of a related party who is appointed to hold office or place of profit in the Company, in case of such revised monthly remuneration exceeds two and a half lakh rupees.

Mr. Eashan M. Parekh, son of Mr. Manish V. Parekh (DIN: 00037724), Joint Managing Director of the Company is covered by the above-mentioned Section and Rules. He holds a degree of Bachelor of Business Administration (BBA) from the Kingston University of London. He also has experience in the areas of E-commerce and Marketing. He is associated with the Company since February 1, 2020 working in the sales and marketing team of the Company. Currently, he is working as a senior member for the sales and marketing of the Nilkamal Sleep division of the Company and plays effective role in the business operations.

Considering his knowledge and experience, and based on the recommendation and approval of the Audit Committee for the said related party transaction, subject to approval of the Members, the Board of Directors vide resolution passed at the meeting held on May 14, 2024 have approved the appointment of Mr. Eashan M. Parekh, son of Mr. Manish V. Parekh (DIN:00037724), Joint Managing Director of the Company, as General Manager and to revise his remuneration from existing ₹ 28.00 Lakhs (Rupees Twenty Eights Lakhs) to ₹ 40.00 Lakhs (Rupees Forty Lakhs) per annum (including, salary, perquisites allowances and benefits) as per the policies of the Company from April 1, 2024 to March 31, 2025 with an authority to the Board of Directors to revise and/or enhance, enlarge, alter or vary the scope of employment and quantum of remuneration, perquisites, benefits and amenities payable to Mr. Eashan M. Parekh from time to time, which shall not exceed an amount of ₹ 100.00 Lakhs (Rupees Hundred Lakhs) per annum without any requirement of further approval of the members of the Company in General Meeting. The said Related Party Transaction shall be in the ordinary course of business and at arms' length in accordance with the criteria laid down in Nomination and Remuneration Policy.

The Board of Directors having already revised the terms of his appointment w.e.f. April 1, 2024 at a remuneration as approved in the resolution as set out at item no 6, the said revision requires your approval by way of Ordinary Resolution in terms of the provisions of Section 188(3) of the Companies Act, 2013.

Therefore, the Board recommends the resolutions set out at Item No. 6 for your approval as an Ordinary resolution.

Mr. Eashan M. Parekh, being the appointee, is interested in the resolution set out at Item No.6 of the Notice. Further, Mr. Manish V. Parekh, Jt. Managing Director of the Company and their relatives respectively are also deemed to be interested in the resolution, to the extent of their shareholding, if any, in the Company.

Save and except the above, none of the Directors, Key Managerial Personnel and their relatives are in any way, concerned or interested, financially or otherwise, in the proposed resolution.

Item No. 7

The Board of Directors, on the recommendation of Nomination and Remuneration Committee, appointed Mr. Abhay Jadeja (DIN: 03319142), as an Additional Director (in the capacity of Independent Director) of the Company, with effect from May 14, 2024 under Sections 149, 150 and 152 of the Act and Article 69(i) of the Articles of Association of the Company.

Pursuant to Regulation 17(1C) of Listing Regulations, Mr. Abhay Jadeja shall hold office until the date of next Annual General Meeting or for a period of three months from the date of appointment, whichever is earlier. Mr. Jadeja is eligible to be appointed as an Independent Director for a term upto five consecutive years. The Company has received a declaration from Mr. Jadeja that he meets the criteria of independence under Section 149(6) of the Act and Regulation 16(1)(b) of the Listing Regulations and is eligible for appointment under the provisions of the Act, the Rules made thereunder and the Listing Regulations. In terms of Regulation 25(8) of the Listing Regulations, he has also confirmed that he is not aware of any circumstance or situation which exists or may be reasonably anticipated that could impair or impact his ability to discharge his duties as an Independent Director without any external influence. Further, he is neither disqualified from being appointed as a Director in terms of Section 164(2) of the Act, nor debarred from holding the office of a director by virtue of any SEBI order or any other such authority and has successfully registered himself in the Independent Director's data bank maintained by Indian Institute of Corporate Affairs. The Company has received notice under Section 160 of the Act from Mr. Jadeja signifying his candidature as an Independent Director of the Company.

With the belief that creation of a diverse pipeline of succession for the Board Members is vital for creating a robust future for the Company, the Nomination and Remuneration Committee considers candidates having experience and expertise across industries for appointment on the Board. It also deliberates on various factors including current tenure of Directors, skill matrix including skill-gaps, diversity, time- commitment and statutory requirements while considering the appointment of any person on the Board. This ensures smooth transitions in key Board positions.

For appointment of Mr. Abhay Jadeja on the Board, the Nomination and Remuneration Committee took into consideration his experience in handling varied litigation and advisory roles. Further, the Nomination and Remuneration Committee also noted that skills, expertise and competencies possessed by Mr. Abhay Jadeja were in alignment with the skills and expertise, identified by the Committee and the Board, for the directors of the Company.

Brief profile of Mr. Abhay Jadeja is as follows:

Mr Jadeja, aged 41 is a law graduate from Government Law College, Mumbai University. He is the Co-founder and Managing Partner at Jadeja & Satiya. He is widely acknowledged for his skills and expertise as a lawyer. His practice focuses on complex commercial civil litigations, family and succession disputes, estate, trust and succession planning, white collar crimes, foreign exchange regulation matters, securities laws, insolvency, pharmaceutical and pricing related matters.

Mr. Jadeja has successfully spearheaded various high-profile litigations, both civil and criminal, before various courts, tribunals and arbitrations. As part of his practice, he advises clients on sensitive and complex issues and also advises boards of directors and senior management in critical situations. He has regularly represented and advised diverse and prestigious clientele including public companies and multinational corporations.

He has been practising law since 2005. Before founding Jadeja & Satiya, he was associated with Crawford Bayley & Co, a firm of Solicitors and Advocates. He is an Independent Director on the board of Amal Specialty Chemicals Ltd. and was an Independent Director on the board of Amal Limited from 2010 until March 31, 2024 (both Lalbhai Group companies).

The skills and expertise possessed by Mr. Jadeja are as under:

- General management and leadership skills, Legal, including laws related to corporate governance, sustainability and protect interest of all stakeholders; and

In the opinion of the Board, Mr. Abhay Jadeja fulfils the conditions as set out in Section 149(6) and Schedule IV of the Act and Listing Regulations and is thereby eligible for appointment as an Independent Director. The Board firmly believes that Mr. Abhay Jadeja's deep understanding of complex legal issues will prove invaluable for the Company. His experience of varied laws and related areas will allow him to offer a unique perspective and insights.

The requisite details and information pursuant to Regulation 36(3) of the Listing Regulations, the Act and Secretarial Standards, as on the date of Notice, are provided in Annexure to this Notice. A copy of the draft Letter of Appointment for Independent Directors is available for inspection as per the procedure of inspection details provided in note no 26 of this Notice. The remuneration payable to Mr. Jadeja shall be governed by the Nomination and Remuneration Policy of the Company.

Mr. Jadeja, being the appointee, is interested in the resolution set out at Item No.7 of the Notice. Further, his relatives are also deemed to be interested in the resolution, to the extent of their shareholding, if any, in the Company. Save and except the above, none of the Directors, Key Managerial Personnel and their relatives are in any way, concerned or interested, financially or otherwise, in the proposed resolution.

The Board of Directors based on the recommendation of the Nomination and Remuneration Committee considers the appointment of Mr. Abhay Jadeja as an Independent Director in the interest of the Company and recommends the Special Resolution as set out at Item No. 7 for approval of Members.

**By order of the Board
For Nilkamal Limited**

**Priti P. Dave
Company Secretary
Membership No: A19469**

Place: Mumbai

Date: May 14, 2024

DETAILS OF DIRECTOR SEEKING APPOINTMENT/RE-APPOINTMENT OR VARIATION IN TERMS OF REMUNERATION AT THE ENSUING ANNUAL GENERAL MEETING

(Pursuant to Regulation 36 of Securities and Exchange Board of India (Listing Obligations and Disclosure Requirements) Regulations, 2015 and Secretarial Standard 2 on General Meetings)

Name of the Director & DIN	Mr. Nayan S. Parekh (00037597)	Mr. Abhay Jadeja (03319142)
Nationality	Indian	Indian
Item No.	4	7
Age / Date of Birth	52 Years / March 8, 1972	41 years / December 26, 1982
Date of first appointment on Board	April 1, 2000	February 1, 2020
Qualifications	Bachelor's degree in plastic engineering from the University of Massachusetts, United States of America. Program of Owner/ President Management (OPM) from the Harvard Business School.	LLB from Government Law College, Mumbai University
Expertise in specific functional areas	Industrialist having rich Business experience	Refer Item No. 7 of the Notice and Explanatory Statement
Brief Resume	Mr. Nayan S. Parekh has on his hands rich experience of 27 years in various fields. He is responsible for looking into the operations of various factories and overlooks the Company's Material Handling business and is steering Nilkamal to a strong position in the Material Handling industry which in its own is a revolution in the industry. Mr. Nayan S. Parekh is the brain behind setting up the Company's Joint Venture Viz. Cambro Nilkamal Private Limited – the Indo US Joint Venture with Cambro Manufacturing Co. He is also foremost in establishing the Company's profitable subsidiary viz NCB - FZE at Ajman, which is a free trade zone.	
Fulfilment of Skill and Capabilities for Role (for Independent Directors)	Not Applicable	
Terms and conditions of appointment or reappointment	The details are provided in the resolution at Item no. 4 of this notice.	Appointment as an Independent Director for a period of 5 consecutive years effective from May 14, 2024 to May 13, 2029 (for further details refer Item No. 7 of Notice and Explanatory Statement).
Details of remuneration last drawn (FY 2023-2024)	Details of remuneration is provided in Report on Corporate Governance forming a part of Annual Report for the FY 2023-2024.	Not Applicable
Details of remuneration sought to be paid	Remuneration payable to Mr. Parekh shall be in line with the shareholders approval dated August 14, 2020.	The remuneration payable to Mr. Jadeja shall be governed by the Nomination and Remuneration Policy of the Company.
Listed entities from which Director resigned in the past three years	None	Amal Limited (He ceased to be Director of Amal Limited w.e.f. March 31, 2024 due to completion of his 2 terms as an Independent Director)
Other directorships	1. Cambro Nilkamal Private Limited 2. Shrimant Holdings Private Limited 3. Heirloom Finance Private Limited 4. Starshine Land Developers Private Limited 5. Sri Lotus Real Estate Creators (India) Private Limited 6. Nilkamal Eswaran Plastics Private Limited	1. Amal Specialty Chemicals Limited
Chairmanship/Membership of the Committees of other Companies in which position of Director is held.	None	None
Number of Board Meetings attended during financial year.	4 out of [4]	Not Applicable
Relation with other Directors & Key Managerial Personnel (KMP) of the Company.	Mr. Nayan S. Parekh is the son of Mr. Sharad V. Parekh	None
No of shares held in the Company	22,02,344	Nil

DIRECTORS' REPORT**REPORT OF THE BOARD OF DIRECTORS TO THE SHAREHOLDERS FOR THE YEAR ENDED MARCH 31, 2024.**

Dear Members,

Your Directors are pleased to present the **38th Annual Report** and the Audited Statement of Accounts for the financial year ended March 31, 2024.

FINANCIAL PERFORMANCE:

The financial performance of the Company for the financial year ended March 31, 2024 as compared to the previous financial year, is summarised below:-

Particulars	(₹ in Lakhs)	
	2023-2024	2022-2023
Revenue and Other Income	3,14,990.58	3,09,115.92
Profit before Depreciation, Amortisation and Tax	25,755.26	27,559.73
Less: Depreciation and Amortisation charges	11,434.14	11,230.53
Profit before Tax	14,321.12	16,329.20
Less: Taxes	3,589.90	4,137.34
Profit after Tax	10,731.22	12,191.86
Add : Other Comprehensive Income	51.13	74.82
Total Comprehensive Income	10,782.35	12,266.68
Opening balance in Retained Earnings	82,238.89	72,261.36
Amount available for appropriation	93,021.24	84,528.04
Final Dividend	2,984.51	2,238.38
Closing balance in Retained Earnings	90,042.83	82,238.89
Earnings Per Share (₹)	71.91	81.70
Cash Earnings Per Share (₹)	148.54	156.96
Book Value per Share (₹)	891.15	838.89

YEAR IN RETROSPECT

On a consolidated basis, the revenue from operations for FY 2023-24, stood at ₹ 3,19,632.68 Lakhs registering a growth of 15% as compared to the previous year (₹ 3,13,087.69 Lakhs in FY 2022-23). The Consolidated EBITDA increased to ₹ 31,301.99 Lakhs for FY 2023-24, which was 8.63 % higher than that of the previous year (₹ 32,697.11 Lakhs in FY 2022-23).

On a standalone basis, revenue from operations for FY 2023-24 stood at ₹ 3,13,410.96 Lakhs, registering a growth of 2 % as compared to the previous year (₹ 3,07,931.23 Lakhs in FY 2022-23). The standalone EBITDA is ₹ 31,217.19 Lakhs for FY 2023-24 which was 6 % higher than that of the previous year (₹ 31,217.19 Lakhs in FY 2022-23). The Profit After Tax for the year stood at ₹ 10,731.22 Lakhs against ₹ 12,191.86 Lakhs in the previous Financial Year. The segment wise performance of the Company is detailed under the section Management Discussion and Analysis Report which forms part of this Annual Report.

RESERVES

The Board of Directors of your Company have decided not to transfer any amount to the General Reserves, for the year ended March 31, 2024.

DIVIDEND

Your Directors are pleased to recommend a Final Dividend of ₹ 20/- (i.e. 200%) per share of ₹ 10/- each for the Financial Year 2023-24. The dividend, if approved at the 38th Annual General Meeting (AGM), will be paid to those members whose names appear in the register of members of the company as of end of the day on July 12, 2024.

The aforesaid dividend pay-out for year under review is in accordance with the Company's policy on Dividend Distribution which is linked to long term growth objectives of your Company to be met by internal cash accruals. The Dividend Distribution Policy of the Company can be viewed on the Company's website at the following weblink: <https://nilkamal.com/wp-content/uploads/2019/11/Dividend-Distribution-Policy.pdf>

The total outflow on account of the proposed final Dividend shall be ₹ 2,984.51 Lakhs.

SHARE CAPITAL

As on March 31, 2024, the Authorised Share Capital of the Company is at ₹ 3,000.00 Lakhs comprising of 2,70,00,000 equity shares of face value ₹ 10/- each and 30,00,000 preference shares of ₹ face value 10/- each. Whereas, the Issued, subscribed and paid-up share capital of the Company is ₹ 1,492.25 Lakhs comprising of 1,49,22,525 Equity Shares of face value of ₹ 10/ each.

MEETINGS

During the year, four Board meetings were convened and held in accordance with the provisions of the Companies Act, 2013 and as per Secretarial Standards -1, the details of which are given in the Corporate Governance Report.

AMALGAMATION OF NILKAMAL STORAGE SYSTEMS PRIVATE LIMITED WITH THE COMPANY AND ITS SHAREHOLDERS.

The Hon'ble NCLT, Ahmedabad Bench and Hon'ble NCLT, Mumbai Bench vide their respective orders dated March 3, 2023 and February 8, 2023 respectively, have accorded its approval to the Scheme of Amalgamation between Nilkamal Storage Systems Private Limited ('NSSPL') (wholly-owned subsidiary of your Company) and the Company and their respective shareholders and creditors ('Scheme of Amalgamation') under Sections 230 to 232 of the Companies Act, 2013. The copies of the said orders have been filed with the Registrar of Companies ('ROC'), Ahmedabad and ROC, Maharashtra, Mumbai on April 22, 2023. The Appointed Date for the amalgamation is October 1, 2022.

AWARDS AND CERTIFICATIONS

Your Company has received the following awards/ certifications during the year under review:

- The Company has been awarded with a Certificate of Compliance from Green Guard Gold for its various products under furniture division.
- The Company has also been awarded with GreenCo Gold award by CII, Sohrabji Godrej Green Business Centre for its unit at Hosur.

CORPORATE SOCIAL RESPONSIBILITY (CSR)

The Company is committed to Corporate Social Responsibility and strongly believes that the business objectives of the Company must be in congruence with the legitimate development needs of the society in which it operates.

Pursuant to the provisions of the Section 135 of the Companies Act, 2013 (the Act), your Company has constituted a CSR Committee to monitor the CSR activities of the Company. The Company's CSR policy is placed on the Company's website at <https://nilkamal.com/wp-content/uploads/2019/01/CSR-Policy.pdf>

Your Company has undertaken various CSR initiatives directly/through various NGO's/trust for various projects. The said activities were carried out in the areas of promotion of education, healthcare including sanitation and preventive healthcare, enhancing vocational skills & rural development along with undertaking other activities in terms of Schedule VII of the Companies Act, 2013.

A report on CSR activities as required under Rule 8 of the Companies (Corporate Social Responsibility) Rules, 2014 is annexed as "**Annexure A**".

MATERIAL CHANGES AND COMMITMENTS

There were no Material changes and commitments affecting the financial position of the Company between the end of the financial year and date of this report.

BUSINESS RESPONSIBILITY AND SUSTAINABILITY REPORT

As required pursuant to the Regulation 34 (2) (f) of the Securities and Exchange Board of India (Listing Obligations and Disclosure Requirements) Regulations, 2015 your Company has prepared a Business Responsibility and Sustainability Report (BRSR) for the financial year 2023-24, which forms part of this Annual Report.

CORPORATE GOVERNANCE AND MANAGEMENT DISCUSSION & ANALYSIS REPORT

A separate section on corporate governance practices followed by the Company, together with a certificate from the auditors confirming its compliance, forms a part of this Annual Report, as per Securities and Exchange Board of India (Listing Obligations and Disclosure Requirements) Regulations, 2015. Further, as per Regulation 34 (2) (e) read with Schedule V of the Securities and Exchange Board of India (Listing Obligations and Disclosure Requirements) Regulations, 2015, a Management Discussion and Analysis report also forms a part of this report.

ANNUAL RETURN

Pursuant to Section 92 and Section 134 of the Act, read with Rule 12 of the Companies (Management and Administration) Rules, 2014, the Annual Return of your Company as on March 31, 2024 will be available on Company's website at www.nilkamal.com.

CREDIT RATING

The Credit Ratings of the Company for all the debt instruments as on March 31, 2024 is as below: -

Total Bank Loan Facilities Rated	₹ 573.75 Crore
Long-Term Rating	CARE AA; Stable (Reaffirmed)
Short-Term Rating	CARE A1+ (Reaffirmed)
₹ 200 Crores Non-convertible debentures	CARE AA; Stable (Reaffirmed)
₹ 200 Crores Commercial paper (Carved out)*	CARE A1+ (Reaffirmed)

*carved out from sanctioned working capital limits

SUBSIDIARIES AND JOINT VENTURES

As on March 31, 2024, your Company has three direct subsidiaries viz, Nilkamal Foundation in India, Nilkamal Eswaran Plastics Private Limited (NEMPL) in Sri Lanka and Nilkamal Crates and Bins – FZE(NCB – FZE) in UAE and one step-down subsidiary viz, Nilkamal Eswaran Marketing Private Limited in Sri Lanka; and one Joint Venture Company which is Cambro Nilkamal Private Limited in India, which is the Indo-US Joint Venture.

During the year under review, NSSPL ceased to be the subsidiary Company with effect from April 22, 2023 pursuant to Scheme of Amalgamation. The Audit Committee and the Board of your Company reviews the financial statements, significant transactions and working of all subsidiary Companies, and the minutes of unlisted subsidiary Companies as placed before the Board.

Your Company has in accordance with the Listing Regulations adopted the Policy for determining material subsidiaries. The said Policy is available on your Company’s website at <https://nilkamal.com/wp-content/uploads/2019/01/Policy-on-determining-Material-subsiidiaries.pdf>

During the year under review, the Company’s subsidiaries as well as Joint Venture Company has exhibited a satisfactory performance. Further, Nilkamal Foundation – a Section 8 Company - is the Company’s Implementing Agency for undertaking the CSR activities of the Company.

In terms of proviso to sub section (3) of Section 129 of the Act, the salient features of the financial statement of the subsidiaries is set out in the prescribed form AOC-1, which forms part of the Annual Report.

In accordance with third proviso of Section 136(1) of the Companies Act, 2013, the Annual Report of the Company, containing therein its standalone and the consolidated financial statements has been placed on the website of the Company, www.nilkamal.com. Further, as per fourth proviso of the said section, audited annual accounts of each of the subsidiary companies have also been placed on the website of the Company, www.nilkamal.com.

PARTICULARS OF LOANS, GUARANTEES OR INVESTMENTS

During the year under review, your Company did not give any other loans or guarantees, provide any security or make any investments as covered under Section 186 of the Companies Act, 2013.

NOMINATION AND REMUNERATION POLICY OF THE COMPANY

The Board has, on the recommendation of the Nomination & Remuneration Committee framed a policy relating to remuneration of the Directors, Key Managerial Personnel, Senior Management Personnel and other employees, along with the criteria for appointment and removal of the Directors, Key Managerial Personnel and Senior Management Personnel of the Company. The Nomination and Remuneration Committee is fully empowered to determine /approve and revise, subject to necessary approvals, the remuneration of managerial personnel, after taking into account the financial position of the Company, trends in the industry, qualifications, experience, past performance and past remuneration, etc. The Non-Executive Directors are paid sitting fees for every meeting of the Board and its Committees attended by them. The Board has also formulated and adopted the policy on the “Succession policy of Directors” The Nomination and Remuneration Policy of the Company is available on the website of the Company at https://nilkamal.com/wp-content/uploads/2019/01/Nomination-and-Remuneration-Policy_11052018.pdf

STATUTORY AUDITORS AND AUDITORS’ REPORT

Pursuant to provisions of Section 139 of the Companies Act, 2013 read with the Companies (Audit and Auditors) Rules, 2014, M/s. S R B C & CO LLP, Chartered Accountants, Mumbai (Firm Registration No: 324982E/E300003) were appointed as the Statutory Auditors for a term of five years to hold office from the conclusion of 37th Annual General Meeting up to the conclusion of the 42nd Annual General Meeting of the Company to be held in the year 2028.

The Statutory Auditor has confirmed their eligibility and submitted the certificate in writing that they are not disqualified to hold the office of the statutory auditor. Further in terms of the Securities and Exchange Board of India (Listing Obligations and Disclosure Requirements) Regulations, 2015 the Auditors have confirmed that they hold a valid certificate issued by the Peer Review Board of the ICAI.

The Auditors' Report to the Members on the Accounts of the Company for the year ended March 31, 2024 is a part of the Annual Report. The said Audit Report does not contain any qualification, reservation or adverse remark. During the financial year 2023-24, the Auditors had not reported any matter under Section 143(12) of the Act, therefore no detail is required to be disclosed under Section 134(3)(ca) of the Act.

COST AUDITOR

Pursuant to the provisions of Section 148 of the Companies Act, 2013 read with the Companies (Cost Records and Audit) Rules, 2014, as amended from time to time, the Company is required to maintain Cost Records and have them audited every year. Accordingly, your Company has made and maintained the cost accounts and records, as required.

Based on recommendation of the Audit Committee and Board, M/s. V. B. Modi and Associates, Cost Accountants, are appointed as the Cost Auditors of the Company to carry out audit of the cost records of the Company for the financial year 2024-2025.

The resolution seeking ratification of the remuneration to the said cost auditors for the financial year 2024-2025 is set out in the Notice calling the 38th Annual General Meeting of the Company.

The Cost Auditors have certified that their appointment is within the limits of Section 141(3)(g) of the Companies Act, 2013 and that they are not disqualified from appointment within the meaning of the said Act.

SECRETARIAL AUDITORS

Pursuant to the provisions of Section 204 of the Companies Act, 2013, and the Companies (Appointment and Remuneration of Managerial Personnel) Rules, 2014, M/s. N. L. Bhatia & Associates, Practising Company Secretaries were appointed as the Secretarial Auditor of the Company to undertake the Secretarial Audit in the prescribed form MR- 3 for the financial year 2023-2024. The Secretarial Auditor's report to the members is annexed to this report as "**Annexure B**". The Secretarial Auditor's report does not contain any qualification, reservation, adverse remark or disclaimer requiring explanation.

During the year under review, the Secretarial Auditor has not reported any fraud under Section 143(12) of the Act and therefore disclosure of details under Section 134(3)(ca) of the Act is not applicable.

A Secretarial Compliance Report for the financial year ended March 31, 2024 on compliance of all applicable SEBI regulations and circulars/guidelines issued thereunder, was obtained from M/s. N. L. Bhatia & Associates, Practising Company Secretary, and submitted to both the stock exchanges.

DIRECTORS' AND KEY MANAGERIAL PERSONNEL

The Board of your Company is duly constituted in accordance with the requirements of the Companies Act, 2013 read with the Securities and Exchange Board of India (Listing Obligations & Disclosure Requirements) Regulations, 2015.

Further, the Company has received declarations from all the Independent Directors stating that they meet the criteria of independence as given under Section 149 of the Companies Act, 2013 and the relevant provisions of the Securities and Exchange Board of India (Listing Obligations & Disclosure Requirements) Regulations, 2015. In the opinion of the Board, they fulfil the condition for appointment/re-appointment as Independent Directors on the Board.

The Independent Directors of the Company have registered themselves with the Indian Institute of Corporate Affairs, Manesar ('IICA') as required under Rule 6 of Companies (Appointment and Qualification of Directors) Rules, 2014.

Further, in accordance with the provisions of Companies Act, 2013 and the Articles of Association of the Company, Mr. Nayan S. Parekh (DIN: 00037597), Director of the Company, retires by rotation at the ensuing Annual General Meeting and being eligible has offered themselves for re-election.

The required information of the Directors being appointed/re-appointed, pursuant to the provisions of the Listing Regulations, forms part of the Annual Report.

During the year under review, Ms. Hiroo Mirchandani ceased to be Director of the Company upon completion of her term on June 29, 2023. Mr. Mihir H. Parekh ceased to be a Non - Executive Director of the Company w.e.f. November 1, 2023. The Board places on record its sincere appreciation for the contribution to the growth and governance of the Company during their tenure on the Board of the Company

The Board of Directors based on the recommendation of the Nomination and Remuneration Committee, recommended appointment of the following Directors:-

- Mrs. Kavita R. Shah (DIN: 02566732) as an Additional Director, designated as an Independent Director of the Company for a period of 5 years with effect from September 18, 2023 upto September 17, 2028 and the shareholders of the Company approved her appointment as an Independent Director of the Company on December 14, 2023.
- Mr. Ashok Kumar Goel (DIN: 00025350) as an Additional Director, designated as an Independent Director of the Company for a period of 5 years with effect from November 1, 2023 upto October 31, 2028 and the shareholders of the Company approved his appointment as an Independent Director of the Company on December 14, 2023.
- Mr. Abhay Jadeja (DIN: 03319142) as an Additional Director, designated as an Independent Director of the Company for a period of 5 years with effect from May 14, 2024 upto May 13, 2029, subject to the approval of the Shareholders at the Annual General Meeting of the Company.

In the opinion of the Board, Mrs. Kavita R. Shah, Mr. Ashok Kumar Goel and Mr. Abhay Jadeja possess requisite expertise, integrity and experience (including proficiency).

There was no change in the composition of the Board of Directors and the Key Managerial Personnel, except as stated above.

As on March 31, 2024 the Company has following Key Managerial Personnel:

- | | | | |
|----|----------------------|---|-------------------------|
| 1. | Mr. Hiten V. Parekh | - | Managing Director |
| 2. | Mr. Manish V. Parekh | - | Jt. Managing Director |
| 3. | Mr. Nayan S. Parekh | - | Executive Director |
| 4. | Mr. Paresh B. Mehta | - | Chief Financial Officer |
| 5. | Ms. Priti P. Dave | - | Company Secretary |

COMMITTEES OF THE BOARD

As on the date of this report, the Board has the following Committees:

- i) Audit Committee
- ii) Nomination and Remuneration Committee
- iii) Stakeholders' Relationship Committee
- iv) Corporate Social Responsibility Committee
- v) Risk Management Committee

Detailed information of these Committees and relevant information for the year under review are set out in the Corporate Governance Report.

DIRECTORS' RESPONSIBILITY STATEMENT

To the best of their knowledge and belief and according to the information and explanations obtained by them, your Directors confirm the following statements in terms of Section 134(3) (c) of the Companies Act, 2013:

- (a) that in the preparation of the annual accounts, the applicable accounting standards have been followed and that no material departures have been made from the same;
- (b) that they have selected such accounting policies and applied them consistently and made judgments and estimates that are reasonable and prudent so as to give a true and fair view of the state of affairs of the Company at the end of the financial year and of the profit of the Company for that period;
- (c) that they have taken proper and sufficient care for the maintenance of adequate accounting records in accordance with the provisions of the Companies Act, 2013 for safeguarding the assets of the company and for preventing and detecting fraud and other irregularities;
- (d) that the annual financial statements have been prepared on a going concern basis;
- (e) that they have laid down internal financial controls to be followed by the Company and that such internal financial controls are adequate and were operating effectively;
- (f) that they have devised proper systems to ensure compliance with the provisions of all applicable laws and that such systems were adequate and operating effectively.

CASH FLOW AND CONSOLIDATED FINANCIAL STATEMENTS

As required under the regulation 34(2)(c) of the Securities and Exchange Board of India (Listing Obligations and Disclosure Regulations) Requirements, 2015, a cash flow statement is part of the Annual Report 2023-24. Further, the Consolidated Financial Statements of the Company for the financial year 2023-24 are prepared in compliance with the applicable provisions of the Act, Accounting Standards and as prescribed by Listing Regulations. The said Financial Statements have been prepared on the basis of the audited financial statements of the Company, its subsidiaries and joint venture companies as approved by their respective Boards of Directors.

ADEQUACY OF RISK MANAGEMENT SYSTEMS

The Board of Directors have adopted an Enterprise Risk Management Policy framed by the Company, which identifies the risk and lays down the risk minimization procedures. These procedures are periodically reviewed to ensure that executive management controls risk through means of a properly defined framework.

VIGIL MECHANISM / WHISTLE BLOWER POLICY

The Company has in place a Whistle Blower Policy with a view to provide a mechanism for its Directors/ employees to approach the Chairman of the Audit Committee, in case of any grievances or concerns related to fraud and mismanagement, if any. The details of the said Policy are explained in the Corporate Governance Report and also posted on the website of the Company www.nilkamal.com.

DISCLOSURE AS PER SEXUAL HARASSMENT OF WOMEN AT WORKPLACE (PREVENTION, PROHIBITION AND REDRESSAL) ACT, 2013

An Internal Complaints Committee has been duly constituted by the Company in line with the provisions of Sexual Harassment of Women at Workplace (Prevention, Prohibition and Redressal) Act, 2013 and the Rules thereunder to redress complaints received on sexual harassment.

During the financial year under review, the Company has not received any complaints of sexual harassment.

Under the Sexual Harassment of Women at Workplace (Prevention, Prohibition and Redressal) Act, 2013, the Company takes continuous efforts to ensure that the Women in our workplace are safe, and have trust in the Organisation to speak up and report to the Internal Complaints Committee if they are faced with any kind of harassment. When employers and employees know the rules and regulations regarding sexual harassment, they are better equipped to identify and prevent it. To ensure this, at the Organisation level the Company is doing the following:

1. Providing awareness trainings to employees (through Bandhan - our partners for employee wellness)
2. New employees are sensitized and educated in matters of Prevention of Sexual Harassment during their Induction. The entire POSH module, the grievance handling mechanism and the ICC members details are shared with all new joiners.
3. Taking appropriate action to address any instances of sexual harassment.

RELATED PARTY TRANSACTIONS

Your Company has formulated a Policy on materiality of dealing with related party transactions and the same has been hosted on its website at <https://nilkamal.com/wp-content/uploads/2024/06/Policy-On-Materiality-of-and-Dealing-With-Related-Party-Transactions-1.pdf>

All the related party transactions are placed before the Audit Committee for their review and approval. Further, prior to entering into related party transactions of repetitive nature and entered into in the ordinary course of business at an arms' length basis, omnibus approval of the Audit Committee is obtained.

Further, the Company has not entered into any material related party transaction during the year under review. Accordingly, the disclosure of related party transactions as required under Section 134(3)(h) of the Act, in Form AOC-2 is not applicable to your Company, since there were no material transactions with related parties.

PERFORMANCE EVALUATION

Pursuant to the provisions of Section 134 (2) (p) of the Companies Act, 2013 and Securities and Exchange Board of India (Listing Obligations and Disclosure Requirements) Regulations, 2015, the Board of Directors has undertaken an annual evaluation of its own performance, performance of its various Committees and individual Directors. The details of the said evaluations have been mentioned in the Report on Corporate Governance.

TRANSFER TO IEPF

Pursuant to the provisions of the Companies Act, 2013 read with the Investor Education and Protection Fund Authority (Accounting, Audit, Transfer and Refund) Rules, 2016 ("The Rules"), the Company had sent individual notices and also advertised in the newspapers seeking action from the shareholders who have not claimed their dividends for past seven consecutive years i.e for Interim Dividend 2016-2017 and thereafter, had transferred such unpaid or unclaimed dividends and corresponding 3,086 equity shares held by 33 shareholders to the IEPF Authority on December 27, 2023.

Shareholders /claimants whose shares, unclaimed dividend, have been transferred to the aforesaid IEPF Suspense Account or the Fund, as the case may be, may claim the shares or apply for refund by making an application to the IEPF Authority in Form IEPF-5 (available on <https://www.iepf.gov.in/IEPF/corporates.html>) along with requisite fee as decided by the IEPF Authority from time to time.

Further, the Company shall be transferring the unclaimed Dividend for the financial year 2016-2017 (Final) to the IEPF Account on or before October 4, 2024. The Company shall also be transferring the shares, on which the dividend has remained unclaimed for a period of seven consecutive years, to the IEPF Account simultaneously on the same date. The Company will send individual letters to the shareholders for claiming the said dividend and will also advertise the same in the newspapers in accordance to the Rules. Members are therefore requested to ensure that they claim the dividends referred above, before they are transferred to the said Fund.

Details of shares /shareholders in respect of which dividend has not been claimed, are provided on our website at <https://nilkamal.com/shares-transferred-to-iepf-suspense-account/>. The shareholders are therefore encouraged to verify their records and claim their dividends of all the earlier seven years, if not claimed.

STATUTORY INFORMATION

The information on conservation of energy, technology absorption and foreign exchange earnings and outgo stipulated under Section 134(3)(m) of the Companies Act, 2013 read with Rule 8(3) of the Companies (Accounts) Rules, 2014, is annexed herewith as "**Annexure C**".

In terms of the provisions of Section 197(12) of the Companies Act, 2013 read with Rules 5(2) and 5(3) of the Companies (Appointment and Remuneration of Managerial Personnel) Rules, 2014, a statement showing the names and other particulars of the employees drawing remuneration in excess of the limits set out in the said Rules forms a part of the Annual Report.

Further, the disclosures pertaining to remuneration and other details as required under Section 197(12) of the Companies Act, 2013 read with Rule 5(1) of the Companies (Appointment and Remuneration of Managerial Personnel) Rules, 2014 is annexed herewith as "**Annexure D**" to this Report.

However, having regard to the provisions of Section 136(1) read with its relevant provision of the Companies Act, 2013, the Annual Report excluding the aforesaid information is being sent to the members of the Company. The said information is available for inspection at the Registered Office of the Company during working hours and any member interested in obtaining such information may write to the Company Secretary and the same will be furnished without any fee.

DEPOSITS

Your Company has not accepted Deposits from public falling within the ambit of Section 73 of the Companies Act, 2013 and the Companies (Acceptance of Deposits) Rules, 2014 during the year under review.

SIGNIFICANT AND MATERIAL ORDERS PASSED BY THE REGULATORS OR COURTS

There are no significant material orders passed by the Regulators / Courts which would impact the going concern status of the Company's operations in future.

DISCLOSURE OF INTERNAL FINANCIAL CONTROLS

Your Company has defined policies and standard operating procedures for the business processes to guide business operations in an ethical and compliant manner. Compliance to these policies is ensured through periodic self-assessment as well as internal and statutory audits. The Company has robust ERP and other supplementary IT systems which are an integral part of internal control framework.

Your Board reviews the internal processes, systems and the internal financial controls and accordingly, the Directors' Responsibility Statement contains a confirmation as regards adequacy of the internal financial controls. Assurances on the effectiveness of Internal Financial Controls is obtained through management reviews, self-assessment, continuous monitoring by functional heads as well as testing of the internal financial control systems by the internal auditors during the course of their audits.

We believe that these systems provide reasonable assurance that our internal financial controls are designed effectively and are operating as intended.

DISCLOSURE OF PROCEEDINGS PENDING OR APPLICATION MADE UNDER INSOLVENCY AND BANKRUPTCY CODE, 2016

No application was made or any proceeding pending under the Insolvency and Bankruptcy Code, 2016.

DISCLOSURE OF REASON FOR DIFFERENCE BETWEEN VALUATION DONE AT THE TIME OF TAKING LOAN FROM BANK AND AT THE TIME OF ONE TIME SETTLEMENT

There was no instance of onetime settlement with any Bank or Financial Institution.

COMPLIANCE WITH SECRETARIAL STANDARDS

During the Financial year 2023 -24, your Company has complied with the applicable Secretarial Standards issued by the Institute of Company Secretaries of India.

ACKNOWLEDGEMENTS

Your Directors wish to place on record their sincere appreciation for the encouragement and co-operation received by the Company from the Bankers, State Government Authorities, Local Authorities, Shareholders and its Employees during the year.

For and on behalf of the Board

Place: Mumbai
Date: May 14, 2024

Sharad V. Parekh
Chairman

"ANNEXURE A"

ANNUAL REPORT ON CSR ACTIVITIES FOR THE FINANCIAL YEAR 2023 - 24

1. **Brief outline on CSR Policy of the Company:-** The Board of Directors of your Company had approved the CSR Policy in accordance with the provisions of Schedule VII of the Companies Act, 2013, inter-alia with the primary aim of providing education and healthcare facilities and maintaining environmental sustainability. The CSR policy of the Company is available on the website of the Company www.nilkamal.com and the weblink of the same is <https://nilkamal.com/wp-content/uploads/2019/01/CSR-Policy-1.pdf>

2. **Composition of CSR Committee:**

Sl. No.	Name of Director	Designation / Nature of Directorship	Number of meetings of CSR Committee held during the year	Number of meetings of CSR Committee attended during the year
1.	Mr. K. R. Ramamoorthy	Chairman	1	1
2.	Mr. Hiten V. Parekh	Member	1	1
3.	Mr. Nayan S. Parekh	Member	1	1

3. Provide the web-link where Composition of CSR Committee, CSR Policy and CSR projects approved by the board are disclosed on the website of the Company. : <https://nilkamal.com/wp-content/uploads/2019/01/CSR-Policy-1.pdf>
<https://nilkamal.com/wp-content/uploads/2024/02/CSR-Annual-Action-Plan-FY-2023-2024.pdf>
4. Provide the executive summary along with web-link(s) of Impact Assessment of CSR Projects carried out in pursuance of sub-rule (3) of rule 8, if applicable : Not Applicable
5. (a) Average net profit of the company as per sub-section (5) of section 135 : ₹ 13,265.70 Lacs
 (b) Two percent of average net profit of the company as per sub-section (5) of section 135. : ₹ 265.31 Lacs
 (c) Surplus arising out of the CSR projects or programmes or activities of the previous financial years. : Nil
 (d) Amount required to be set-off for the financial year, if any. : Nil
 (e) Total CSR obligation for the financial year [(b)+(c)-(d)]. : ₹ 265.31 Lacs
6. (a) Amount spent on CSR Projects (both Ongoing Project and other than Ongoing Project). : ₹ 265.98 Lacs
 (b) Amount spent in Administrative Overheads : Nil
 (c) Amount spent on Impact Assessment, if applicable : Not Applicable
 (d) Total amount spent for the Financial Year [(a)+(b)+(c)] : ₹ 265.98 Lacs
 (e) CSR amount spent or unspent for the financial year:

Total Amount Spent for the Financial Year. (in Lacs)	Amount Unspent (in Lacs)				
	Total Amount transferred to Unspent CSR Account as per subsection (6) of section 135.		Amount transferred to any fund specified under Schedule VII as per second proviso to sub-section (5) of section 135.		
	Amount	Date of transfer	Name of the Fund	Amount	Date of transfer
265.98	NIL	NIL	-	NIL	-

- (f) Excess amount for set off, if any

Sl. No.	Particular	Amount (in Lacs)
(i)	Two percent of average net profit of the company as per sub-section (5) of section 135	265.31
(ii)	Total amount spent for the Financial Year	265.98
(iii)	Excess amount spent for the financial year [(ii)-(i)]	0.67
(iv)	Surplus arising out of the CSR projects or programmes or activities of the previous financial years, if any	Nil
(v)	Amount available for set off in succeeding financial years [(iii)-(iv)]	0.67

7. Details of Unspent Corporate Social Responsibility amount for the preceding three financial years:

Sl. No.	Preceding Financial Year	Amount transferred to Unspent CSR Account under subsection (6) of section 135 (in Lacs)	Balance Amount in Unspent CSR Account under sub section (6) of section 135 (in Lacs)	Amount Spent in the Financial Year (in Lacs)	Amount transferred to a Fund as specified under Schedule VII as per second proviso to subsection (5) of section 135, if any		Amount remaining to be spent in succeeding financial years (in Lacs)	Deficiency, if any
					Amount (in Lacs)	Date of transfer		
1.	2022-23	110.00	Nil	110.00	Nil	Nil	Nil	Nil
2.	2021-22	Nil	Nil	Nil	Nil	Nil	Nil	Nil
3.	2020-21	Nil	Nil	Nil	Nil	Nil	Nil	Nil

8. Whether any capital assets have been created or acquired through Corporate Social Responsibility amount spent in the Financial Year:

Yes No

If Yes, enter the number of Capital assets created/ acquired : **NOT APPLICABLE**

Furnish the details relating to such asset (s) so created or acquired through Corporate Social Responsibility amount spent in the financial year: **NOT APPLICABLE**

Sl. No.	Short particulars of the property or asset(s) [including complete address and location of the property]	Pincode of the Property or asset(s)	Date of creation	Amount of CSR amount spent	Details of entity/ Authority/ beneficiary of the registered owner		
(1)	(2)	(3)	(4)	(5)	(6)		
					CSR Registration Number, if applicable	Name	Registered address
			N.A.				

9. Specify the reason(s), if the company has failed to spend two per cent of the average net profit as per section 135(5) : **NOT APPLICABLE**

On behalf of the Board

Place: Mumbai
Date: May 14, 2024

Hiten V. Parekh
Managing Director

Mr. K. R. Ramamoorthy
Chairman CSR Committee

"ANNEXURE B"

**Secretarial Audit Report
FOR THE FINANCIAL YEAR ENDED MARCH 31, 2024
Form No. MR-3**

[Pursuant to section 204(1) of the Companies Act, 2013 and RuleNo.9 of the Companies
(Appointment and Remuneration of Managerial Personnel) Rules, 2014]

To,

The Members
Nilkamal Limited

Survey No. 354/2 & 354/3, Nr Rakholi Bridge
Silvassa Khanvel Road, Vasona, Silvassa -396230,
Union Territory of Dadra and Nagar Haveli and Daman and Diu.

We have conducted the Secretarial Audit of the compliance of applicable statutory provisions and adherence to the good corporate practices followed by **Nilkamal Limited** (CIN: L25209DN1985PLC000162) (hereinafter called "**the Company**"). Secretarial Audit was conducted in accordance with the Auditing Standards and the guidance note issued by the Institute of Company Secretaries of India (ICSI) and in a manner that provided us a reasonable basis for evaluating the corporate conducts/ statutory compliances and expressing our opinion thereon.

Based on the above and our verification of the Company's books, papers, minute books, forms and returns filed and records maintained by the Company and also the information provided by the Company, its officers, agents and authorized representatives during the conduct of Secretarial Audit, we hereby report that in our opinion, the Company has, during the financial year ended March 31, 2024, complied with the statutory provisions listed hereunder and also has proper Board-processes and compliance mechanism in place to the extent, in the manner and subject to the reporting made hereinafter:

We have examined the books, papers, minute books, forms and returns filed, and other records maintained by the Company for the financial year ended March 31, 2024 according to the provisions of:

- i. The Companies Act, 2013 (the Act) and the Rules made thereunder, to the extent applicable;
- ii. The Securities Contracts (Regulation) Act, 1956 ('SCRA') and the Rules made thereunder;
- iii. The Depositories Act, 1996 and the Regulations and Bye-laws framed thereunder;
- iv. Foreign Exchange Management Act, 1999 ("FEMA") and the Rules and Regulations made thereunder to the extent applicable;
 - i. The following Regulations and guidelines prescribed under the Securities and Exchange Board of India Act, 1992 ('SEBI Act'):-
 - a. The Securities and Exchange Board of India (Listing Obligation and Disclosure Requirement) Regulations, 2015;
 - b. The Securities and Exchange Board of India (Substantial Acquisition of Shares and Takeovers) Regulations, 2011;
 - c. The Securities and Exchange Board of India (Prohibition of Insider Trading) Regulations, 2015;
 - d. Securities and Exchange Board of India (Issue and Listing of Non-Convertible Securities) Regulations, 2021;
 - e. The Securities and Exchange Board of India (Registrars to an Issue and Share Transfer Agents) Regulations, 1993, regarding the Companies Act, 2013 and dealing with client;
 - f. The Securities and Exchange Board of India (Issue of Capital and Disclosure Requirements) Regulations, 2018; **Not Applicable for this financial year**
 - g. The Securities and Exchange Board of India (Share Based Employee Benefits) Regulations, 2014; **Not Applicable for this financial year**
 - h. The Securities and Exchange Board of India (Delisting of Equity Shares) Regulations, 2009; **Not Applicable for this financial year**
 - i. The Securities and Exchange Board of India (Buyback of Securities) Regulations, 1998; **Not Applicable for this financial year**

Other Laws applicable to the Company are as given in Annexure A.

We have also examined compliance with the applicable clauses of the Secretarial Standards issued by the Institute of Company Secretaries of India (ICSI)

During the period under review, the Company has complied with the provisions of the Act, Rules, Regulations, Guidelines and Standards, etc., mentioned above.

We further report that the Board of Directors of the Company is duly constituted with a proper balance of Executive, Non-Executive, and Independent Directors. The changes in the composition of the Board of Directors that took place during the period under review were carried out in compliance with the provisions of the Act and Listing Regulations.

Adequate notice was given to all the Directors to schedule the Board and Committee meetings. Agenda and detailed notes on agenda were sent well in advance of the meetings, in case of less than seven days the Company has taken shorter notice consent from the Directors/ Members of the Board/ Committees, and a system exists for seeking and obtaining further information and clarifications on the agenda items before the meeting and for meaningful participation at the meeting.

Decisions at the Meetings of the Board of Directors and of the Committees thereof were carried out unanimously as recorded in the minutes of the Meetings of Board of Directors and/or Committee(s) of the Board, as the case may be.

We further report that, there are adequate systems and processes in the Company commensurate with the size and operations of the Company to monitor and ensure compliance with applicable Laws, Rules, Regulations and Guidelines. All the notices and orders received by the Company pursuant to the abovementioned laws have been adequately dealt with/duly replied/complied with.

**For M/s. N. L. Bhatia & Associates
Practising Company Secretaries
UIN: P1996MH0055800
Peer Review No.: 700/2020**

**Bhaskar Upadhyay
Partner**

**FCS No: 8663 C P No.: 9625
UDIN: 008663F000362852**

Place: Mumbai
Date: May 14, 2024

Annexure A

1. Shops and Establishment Act, 1948 (as applicable to various States)
2. Tax Laws:
 - Professional Tax Act;
 - Income Tax Act, 1961;
 - The Central Goods and Service Tax Act, 2017 (w.e.f. July 1, 2017);
 - The States Goods and Service Tax Acts, 2017(w.e.f. July 1, 2017);
 - Integrated Goods and Service Tax Act, 2017(w.e.f. July 1, 2017);
 - The Union Territory Goods and Service Tax Act, 2017(w.e.f. July 1, 2017);
3. Employee Laws:
 - Payment of Gratuity Act, 1972 and Payment of Gratuity (Central) Rules, 1972;
 - Payment of Bonus Act, 1965, and Payment of Bonus Rules, 1975;
 - Payment of Wages Act, 1936;
 - Minimum Wages Act, 1948;
 - Employees' Provident Fund and Miscellaneous Provisions Act, 1952 & the scheme provided thereunder;
 - Employees' State Insurance Act 1948;
 - The Maternity Benefit Act, 1961;
 - The Contract Labour (Regulation & Abolition) Act, 1970 & Rules;
 - Child Labour (Prohibition and Regulation) Act, 1986;
 - The Apprentices Act, 1961 and Apprenticeship Rules, 1991 under the above Rules;
 - Labour Welfare Fund Act;

- Equal Remuneration Act, 1976;
 - Workmen's Compensation Act, 1923;
 - Employment Standing Orders Act, 1946;
4. Indian Stamp Act, 1899 and the State Stamp Acts;
 5. Copyright Act, 1957;
 6. Prevention of Money Laundering Act, 2002;
 7. Trademarks Act, 1999;
 8. Indian Contract Act, 1872;
 9. Negotiable Instruments Act, 1881;
 10. Information Technology Act, 2000;
 11. Whistle Blowers Protection Act, 2011;
 12. Registration Act, 1908;
 13. Limitation Act, 1963;
 14. The Sexual Harassment of Women at Workplace (Prevention, Prohibition and Redressal) Act, 2013.

ANNEXURE TO SECRETARIAL AUDIT ISSUED FOR F.Y. 2023-24

To,

The Members,
Nilkamal Limited

Our report of even date is to be read along with this letter.

1. Maintenance of Secretarial record is the responsibility of the Management of the Company. Our responsibility is to express an opinion on these Secretarial Records based on our audit.
2. We have followed the audit practices and processes as were appropriate to obtain reasonable assurance about the correctness of the contents of the Secretarial records. The verification was done on test basis to ensure that correct facts are reflected in the Secretarial records. We believe that the processes and practices, we have followed provide a reasonable basis for our opinion.
3. We have not verified the correctness and appropriateness of financial records and Books of Accounts of the Company.
4. Wherever required, we have obtained the Management representation about the compliance of Laws, Rules and Regulations and happening of events etc.
5. The compliance of the provisions of Corporate and other applicable Laws, Rules, Regulations, standards is the responsibility of the Management. Our examination was limited to the verification of procedures on test basis.
6. The Secretarial Audit report is neither an assurance as to the future viability of the Company nor the efficacy or effectiveness with which the Management has conducted the affairs of the Company.

For M/s. N. L. Bhatia & Associates
Practising Company Secretaries
UIN: P1996MH0055800
Peer Review No.: 700/2020

Bhaskar Upadhyay
Partner

Place: Mumbai
Date: May 14, 2024

FCS No: 8663 C P No.: 9625
UDIN: F008663F000362852

"ANNEXURE C"**Statement pursuant to Section 134(3)(m) of the Act read with Rule 8(3) of the Companies (Accounts) Rules, 2014, forming part of the Directors' Report.****A. CONSERVATION OF ENERGY.**

During the year under review, the Group's use of Energy from Renewable Sources to the total energy consumed is 28% which is 7% higher than last year, which has resulted in significant reduction of carbon emission by 9641 tons.

The Company's Corporate Energy Conservation Cell, under the leadership of Operational Head, had initiated various Projects for energy conservation & utilising alternate source of Energy.

1. Steps taken for energy conservation:

Reduction in specific energy consumption at all our locations has been achieved resulting into reduced Carbon Emission for the current financial year by the projects mentioned herewith-

- a. Regular replacement of old auxiliary equipment with new technology energy efficient equipment like Grinding m/c, VFD compatible DB meters, auto running/cutoff cooling towers resulted in energy savings of 0.12 units/kg.
- b. Installation of solar LED lights with savings of 0.0002 unit/kg.
- c. LPG Bullet installed for powder coating with savings of 0.01unit/kg
- d. Cycle time reduction resulting in savings of 0.04 unit/kg.

2. Steps taken for utilising alternate energy sources:

- a. The 4100 KWp Rooftop Solar Project, helped in reducing our yearly Carbon Emissions, by generating substantial units during the year, which is in line with our Management's sustained commitment to Energy and Environment Protection.
- b. The on-going partnership with BETA Wind Energy Farms Private Limited was once again optimized for its unit's consumption increased by 25% leading to lower billing by TNEB thereby reducing the Carbon Emission. Further steps have been taken to increase the quantum from April 2023-24.

The ongoing focus on sustained Energy conservation and monitoring is a way of life throughout your company leading to identification of opportunities to Reduce, Recycle and Re-use natural resources and reduction in carbon foot prints across all units for continued sustenance of Environment protection and Resources as committed by Management.

Certification ISO9001:2015 Quality Management Systems & ISO 50001: 2018 Energy Management System which was there for all plants. The Hosur unit was also certified with gold award by CII for achieving all standards of energy conservation and adopting green company approach.

B. TECHNOLOGY ABSORPTION**RESEARCH AND DEVELOPMENT (R & D):**

Your Company strives to make continuous investments towards improvement in its existing product lines and undertakes development efforts in that area. Such efforts shall help your Company to achieve the set targets in a better manner, within less than required time together with providing improved quality products. This has also enhanced the development capabilities of the Company. Your Company has incurred ₹ 901.53 Lakhs, i.e. 0.29% of total turnover of the Company, towards recurring R and D expenditure. There was no expenditure of capital nature towards the same.

TECHNOLOGY ABSORPTION, ADAPTATION AND INNOVATION**1. Efforts, in brief, made towards technology absorption, adaptation and innovation.**

- a. In process of installing all-electric injection moulding machines for the new project of Rigid Packaging, at our Puducherry plant. It will result in substantial energy savings, as the energy consumption is about 50% less than the conventional machines. Also, faster productivity is achieved. These machines are integrated with a high speed robot arm for fast and precise in-mould labelling.
- b. In order to address the sustainability requirements of the organisation, the Company procures Polypropylene polymer which is 100% post-consumer waste and FDA-NOL certified from abroad. Successful trials were taken in our products and after passing all the tests, the samples were submitted to customer.
- c. The Company took initiatives with the Defence department and converted their ammunition boxes used for Bofors missile shells and Opto Military boxes from Wooden to Plastic, thus saving on trees and provided an efficient storage and logistics system.

2. Benefits derived as a result of the above efforts.
 - Increased output and labour saving
 - Conservation of natural resources with prime focus on energy and water management with Zero Discharge philosophy.
 - Environment Protection for Sustainability to reduce, recycle & reuse waste.
 - Knowledge and skills sharing across Company initiatives for benchmarking the best Practices.
 - Easy and fast installation to save time, labour and cost
 - Hygienic and safe operation
 - Opportunities to expand business in new areas.
 - Product improvement, cost reduction, product development or import substitution.
3. The Company has not imported any technology or process know-how.

FOREIGN EXCHANGE EARNINGS AND OUTGO.

Total Foreign Exchange used and earned

(₹ in lakhs)

Particulars	2023-2024	2022-2023
Foreign Exchange Earned	6,255	6,842
Foreign Exchange Used	30,747	38,925

For and on behalf of the Board

Place: Mumbai
Date: May 14, 2024

Sharad V. Parekh
Chairman

“ANNEXURE D”

Particulars of employees pursuant to Section 134(3) (c) of the Companies Act, 2013 read with Rule 5(1) of the Companies (Appointment and Remuneration of Managerial Personnel) Rules, 2014

Sr. No.	Requirement under Rule 5(1)	Details		
1	Ratio of the remuneration of Managing Director, Executive Directors & other Non-Executive Directors to the median remuneration of the Company for the Financial Year	Name of Director	Designation	Ratio of remuneration of each Director / to median remuneration of employees
		Mr. Sharad V. Parekh	Non-Executive Chairman	1.83
		Mr. Hiten V. Parekh	Managing Director	92.69
		Mr. Manish V. Parekh	Joint Managing Director	93.62
		Mr. Nayan S. Parekh	Executive Director	86.80
		Mr. Mihir H. Parekh [#]	Executive Director	0.46
		Ms. Hiroo Mirchandani ^{**}	Independent Director	0.23
		Ms. Kavita R. Shah ^{***}	Independent Director	0.57
		Mr. K. R. Ramamoorthy	Independent Director	2.11
		Mr. K. Venkataramanan	Independent Director	1.49
		Mr. Mahendra V. Doshi	Independent Director	1.85
		Mr. Mufazzal S. Federal	Independent Director	1.85
		Mr. S. K. Palekar	Independent Director	1.03
		Mr. Ashok Kumar Goel ^{***}	Independent Director	0.34
		*Mr. Mihir H. Parekh ceased to be a Non - Executive Director of the Company w.e.f. November 1, 2023.		
		** Ms. Hiroo Mirchandani ceased to be an Independent Director of the Company w.e.f. June 29, 2023.		
		***Ms. Kavita R. Shah & Mr. Ashok Kumar Goel were appointed as an Independent Director of the Company w.e.f. September 18, 2023 and November 1, 2023 respectively.		
2	Percentage increase in remuneration of Managing Director, each Executive Director, Chief Financial Officer, & Company Secretary (Salary of 2023-2024 vis-à-vis 2022-2023)	Name of Director	Designation	Increase %
		Mr. Hiten V. Parekh	Managing Director	1.96
		Mr. Manish V. Parekh	Joint Managing Director	0.74
		Mr. Nayan S. Parekh	Executive Director	1.42
		Mr. Paresh B. Mehta	Chief Financial Officer	8.93
		Ms. Priti Dave	Company Secretary	8.14
3	Percentage increase in the median remuneration of employees in the financial year (2023-2024 vis-à-vis 2022- 2023)	9.00%		
4	Number of Employees as on 31st March, 2024 on rolls of Company	3,636		
5	* Average percentile increase made in the salaries of employees other than the managerial personnel in last financial year and its comparison with the percentile increase in the managerial remuneration and justification thereof and point out if there are any exceptional circumstances for increase in the managerial remuneration: * Justification for variation in the average percentile increase between Non-Managerial employees and Managerial employees	12.36% The increase in the managerial remuneration was as per the industry benchmarks and as approved by Nomination and Remuneration committee.		
6	Key parameters for any variable component of remuneration availed by the Directors.	Commission: 1% of the net profit of the Company over and above the Net profit of ₹ 50 Crores for each Financial year as approved by the members at the Annual General Meeting held on August 14, 2020.		
7.	Affirmation that the remuneration is as per the remuneration policy of the Company.	Remuneration is as per the Nomination and Remuneration Policy of the Company.		
8.	Percentage increase or decrease in the market quotations of the shares of the Company	Closing Market price of company Equity share on BSE Decrease from ₹1,749.75 to ₹1,706.25 i.e., price decrease by 2.49%.		

MANAGEMENT DISCUSSION AND ANALYSIS

INDUSTRY STRUCTURE AND DEVELOPMENT OPPORTUNITIES, THREATS, RISKS, CONCERNS AND OUTLOOK: -

India remained resilient & the fastest growing major economy in the world in 2023-24. its real GDP growth is pegged at a high rate of 7.6 per cent. The growth is bolstered by steady domestic demand, an uptick in the manufacturing and service sectors and the government and private sector focus on infrastructure spending.

Going forward, India's economic outlook remains cautiously optimistic with RBI estimating it to be 7 per cent for 2024-25. Experts believe this growth will be based on sustained government capex push, healthy corporate performance, softness in global commodity prices, the prospect of new private capex and rising domestic demand.

China +1 (Read India) has been the buzzword among multinationals. The large population, favourable demographics, healthy foreign exchange reserves, large government spending on infrastructure, controlled inflation, strong GST collection and stable political scenario is a perfect recipe for robust economic growth for decades.

• Overview

The Company achieved ₹ 3,134 Crores revenue in the year under review. The Material Handling & Furniture Division grew by 2 % & 8 % respectively. The Company processed & sold more than 1,25,000 MT in last financial year.

Nilkamal is extremely well positioned in its B2B Material Handling Business & B2C Furniture Business. With the large push to Make in India & growing private capex, Nilkamal shall reap growth in its Material Handling Solutions Business from the all-round growth in the manufacturing industry at large. The Division is in a sweet spot with the largest market share, largest range of solutions and strong presence across India. In Q3, the Company shall commence production and enter the fast-growing Rigid Packaging sector from existing Factories at Pondicherry, Barjora & Silvassa in Phase 1. The Material Handling Division already has working relationship with most prospective customers. Additional Injection Moulding Machines shall be installed in the current year to address the growing requirement of Crates & Pallets.

We all agree that "Home isn't a place, it's a feeling."

Nilkamal Furniture Division is in process of re-grouping into Nilkamal Moulded, Nilkamal Homes (Nilkamal Furniture Ideas & @home), Nilkamal EDGE (B2B Furniture for Education, Healthcare & Offices), Nilkamal ECOM and Nilkamal Sleep (Mattress & Foam). These changes shall provide focus for growth for each of these verticals.

The Brand Nilkamal is well positioned as an affordable premium & value for money, brand. The Furniture Business of Nilkamal expects to harvest this position by making deeper inroads with large number of Nilkamal Homes FOFO Stores selling Nilkamal Ready Furniture (Beds, Wardrobe, Sofas etc.), value added Moulded Furniture and Nilkamal Sleep Solutions like Mattress, Pillows etc. The Moulded Furniture vertical shall focus on introduction & proper placement of value-added Moulded Furniture. Nilkamal EDGE shall focus on Education Institute chains for their requirement of Furniture from Nursery to Post Graduation. Corporates for their Office Furniture needs across India & Hospital Chains for entire range of Hospital Furniture from ICU Beds, Trolleys, Stretchers, Wheel Chairs, Storage, Waiting Area, Executive Chairs etc.

For the next few years, we shall be investing in branding Nilkamal for the next generation and emphasizing, Nilkamal is not just Plastics.

To power this future growth, Nilkamal has acquired 83 Acres of land near Hosur. The Company shall complete the first phase of construction at this greenfield site by Q3 of FY 2024-25.

The trial production of state-of-the-art continuous slab stock Polyurethane Foam line shall take place in FY 2024-25. The Foam shall be your Company's backward integration into mattresses & Sofas. We shall foray into manufacture technical foam for use in automotive, acoustics, footwear, leatherette backing and filter applications.

At the same site, highly automated Panel processing line with the capacity of 700K boards will be installed in current financial year.

Sustainability:

We consumed over 13.5 million Units of Electricity from Renewable energy of Wind Power & Solar Power.

The Company received GreenCo Award from CII, acknowledging the Company's environmental friendliness in their operations covering a wide spectrum of parameters such as Resource conservation, Promoting Renewable resources, Green building etc. in entire Product Life Cycle.

We have crossed the target of 10 trees per day by planting over 4,000 trees within and around our Factories. Educative & Fun Picnics were organised around the Tree Plantation Drive, for the family & children of the employees. Involving the children & teaching the importance of sustainability was very well appreciated by the families. This year we have target to cross planting over 5,000 trees.

To reduce packaging scrap Sales, we are recycling and consuming scrap generated from our Raw Material bags. This year we have target to cross 100 Tonnes of recycling.

Carton boxes & Air bubble film consumption were optimized reducing waste.

Plastic Division

For the Financial Year 2023-24 the Plastic Business exhibited a volume & value growth of 3 %. It has achieved total turnover of ₹ 2,941 Cr. as compared to ₹ 2,852 Cr. in the previous year.

E-commerce,

Nilkamal through its robust Direct-to-Consumer (D2C) website and strategic presence across various online marketplaces is fostering unparalleled customer experiences while cementing trust in its name.

During fiscal year 23-24, Nilkamal Online achieved sale of ₹144.18 Cr., 22% increase in sales compared to the previous year. A key driver of this success is our expanding delivery and installation service provider network, now covering 16,000 PINCODES across India.

Nilkamal Online started personalizing customer journeys by implementing automated personalization engines on its websites. Nilkamal Online uses artificial intelligence (AI) to improve marketing RoAS, content generation, and multiple use cases to deliver superior value. The company is laying the groundwork for a genuinely sustainable digital business model.

Retail

In the coming year, the Company plans to restructure and rebrand retail vertical by merging stores of the Lifestyle Furniture division @Home and Nilkamal Furniture Ideas into one identity encompassing over 100 locations.

The objective is to optimize the entire retail synergy to improve operational efficiency through a single brand identity and propel focused growth. The new brand will continue to expand through large format stores of 8,000 to 10,000 sqft furniture showrooms in all major cities through the capex-light franchisee route.

The new brand will offer a complete range of thoughtfully designed home furniture, mattresses, home office, and home décor merchandise. The stores are positioned to be a single-stop destination, showcasing the entire Nilkamal range of products, which will help the brand position as a complete furniture solution brand.

Mattress

Throughout the fiscal year, mattress category has seen significant progress. We've onboarded 400 new channel partners, and expanded team by hiring over 150 industry professionals. Our rebranding to "Nilkamal Sleep" and celebrity endorsement reflects commitment to innovation and growth. We've revamped our product assortment to cater to diverse consumer needs, introducing innovations like Bounce Foam.

We are happy to announce investment in PU foam plant which has been especially designed and developed by leading European company. This will empower in providing a wide and customized range of flexible PU foam solutions to customers and for captive consumption in mattress and furniture.

Our Strategically located manufacturing plants in Hosur, Bhiwandi, Gurgaon, and Barjora ensure easy servicing to four different zones of the country, while 30 depots and 4 regional warehouses guarantee timely reach to our consumers.

BubbleGUARD

Nilkamal BubbleGUARD continued its performance by reporting annual growth greater than 30% for the 3rd year in a row. Driven by continuing demand for sustainable and cost-saving packaging, the category is poised to grow further in FY 25.

This year, our investment in higher production capacity will lead to improved flexibility and reduced lead time for customers. The crowded competitive landscape creates pricing challenges but we continue to differentiate by being the only fully vertically integrated solutions provider which is a key differentiator.

Material Handling Business

Financial Year 2023–2024 for Material Handling (excluding Racking) business closed on a strong note of growth, with volume & value growth of 16% & 7% respectively.

Nilkamal Limited's Material Handling Division specializes in providing comprehensive solutions for factories and warehouses. Our solutions help in ensuring the efficient movement, storage, and protection of goods. Our wide range of products includes bins, crates, pallets, material handling equipment's, shelving & racking, insulated boxes and waste management products positioning us as a "One Stop Shop for material handling solutions."

In the past financial year, the company witnessed a substantial surge in demand for plastics range of material handling products, resulting in a remarkable 16% rise in volume. However, despite these achievements, the steep reduction in prices of plastic raw material impacted revenue growth

Food & beverages, logistics & retail, automobiles, industrial, construction, electronics & engineering, pharmaceutical, chemicals, hospitality and waste management end-user industries were the major contributors to our revenue.

The steel racking business of the company saw a volume reduction of 22%. Further, sharp reduction of steel raw material prices, led to decline in revenue. Also, many e-commerce as well as logistics companies deferred their purchase, impacting overall volumes in racking.

Our hospitality solutions' venture Cambro Nilkamal Private Ltd. grew by 22% in revenue. We are in process of widening our portfolio, to establish ourselves as a one stop shop solutions for the commercial food service industry.

Our efficient and capable professionals remain dedicated to serving our ever-expanding customer base. In the current year alone, the company processed more than 100,000 unique orders by serving 28,000+ customers out of which 33% customers were new.

Rigid Plastic packaging

Our material handling products such as bins, pallets, crates are considered as a secondary reusable packaging for industrial customers to store and move their raw material as well as finished goods.

With the introduction of rigid packaging, we are positioned strongly as a complete solution provider in material handling and packaging space.



With the introduction of Rigid Packaging – we are positioned strongly as a one stop shop solution provider in Material Handling and Rigid packaging space

This new business has synergy with our existing business in terms of materials, manufacturing processes, and customer base. This entry will help us to enter into a large and growing market for packaging. With the use of PCR resins in our product offerings and solutions, we would help the customers/ brand to comply with their EPR regulations. This will support the customers to have more sustainable and environmentally friendly packaging.

Future prospects:

We believe our material handling business (both plastics and metal) will grow substantially this year owing to the last years buoyant volume growth and positive tailwinds from the manufacturing and logistics industries.

Financial Review

There is no significant change i.e. change of 25% or more to the immediately previous financial year in key financial Ratio.

RISK MANAGMENT

The Company recognizes that risk is an integral part of business and is committed to managing the risks in a proactive and efficient manner. The Company periodically assesses risks in the internal and external environment, along with the cost of treating risks and incorporates risk treatment plans in its strategy, business and operational plans across all its location. Risk evaluation is driven by Financial Objective, Overall Strategy, Companies Operations, Statutory Compliance and Reporting Objectives. This ensures business continuity and value creation on sustainable basis.

INTERNAL CONTROL SYSTEM AND THEIR ADEQUACY

The Company have placed internal financial controls in the form of procedures and policies. The Company's internal control systems are commensurate with the nature of its business and the size and complexity of its operations. To ensure that all assets are safeguarded and protected against loss from unauthorized use or disposal and that transactions are authorized, recorded, and reported correctly, the placed internal controls are evaluated by the internal audit department, external professional agencies as per the approved audit plan and periodical review by the management. The system is designed to ensure that financial and other records are reliable for preparing financial information and other data and for maintaining accountability of assets. Based on the reports of internal audit department and external professional agencies, process owners undertake requisite corrective action in their respective areas. Significant audit observations and corrective actions thereon are presented to the Audit Committee of the Board.

Human Resources and Industrial Relations

Your Company's industrial relations continued to be harmonious during the year under review. The employee strength of your Company is currently 3,636.

Cautionary Statement

The Management Discussions and Analysis Statement made above are on the basis of available data as well as certain assumptions as to the economic conditions, various factors affecting raw material prices, selling prices, trend and consumer demand and preference, governing and applicable laws and other economic and political factors. The management cannot guarantee the accuracy of the assumptions and projected performance of the Company in future. It is therefore, cautioned that the actual results may differ from those expressed and implied therein.

REPORT ON CORPORATE GOVERNANCE FOR THE FINANCIAL YEAR ENDED ON MARCH 31, 2024

1. COMPANY'S PHILOSOPHY ON THE CODE OF GOVERNANCE

Your Company continuously strives to strengthen its governance to generate long-term value for its various stakeholders on a sustainable basis thus ensuring ethical and responsible leadership both at the Board and the Management levels. The Company is committed to transparency in all its dealings and places emphasis on business ethics. Your Company has all the process, protocols and system of Corporate Governance and has been following fair, transparent and ethical governance practices for enhancing long-term shareholder value and retaining investor confidence and trust.

Corporate Governance is an on-going process that ensures the affairs of the Company are managed with proper accountability, fairness and transparency to the core of its sense. This also helps and enables the Board and Management to achieve the goals and objectives effectively for the benefit of the Company and its Stakeholders including Customers, Shareholders, Creditors and Employees.

In terms of the Securities and Exchange Board of India (Listing Obligations and Disclosure Requirements) Regulations, 2015, as amended ('SEBI Listing Regulations'), the details of compliance for the year ended March 31, 2024 are as follows:

2. BOARD OF DIRECTORS

The Composition of the Board

The Board of Directors ('Board') of the Company comprises an optimum combination of Executive and Non-Executive Directors, including an Independent Woman Director in accordance with the provisions of the Companies Act, 2013 ('the Act') and the SEBI Listing Regulations as amended from time to time. As at the end of the financial year 2024, the total Board strength comprises eleven Directors, out of which Seven are Non-Executive Independent Directors and one Non-Executive Chairman and three Executive Directors. The Company also has a Chairman Emeritus (non-director).

The Independent Directors do not have any material pecuniary relationship or transactions with the Company, Promoters or Management, which may affect their judgement in any manner. The Directors are eminently qualified and experienced professionals in industrial, managerial, business, finance, marketing and corporate management that allow them to make effective contribution to the Board and its Committees. The Directors attend the meetings and actively participate in the deliberations by providing valuable guidance to the Management on various aspects of business, policy direction, governance, compliance etc. which adds value in the decision making process of the Board of Directors. The Board sets out the overall corporate objectives and provides direction and independence to the management to achieve these objectives for value creation through sustainable profitable growth. The Board meets at least once in a quarter to consider amongst other matters, the quarterly operational performance of the Company and financial results.

In the opinion of the Board, the Independent Directors fulfil the conditions of independence specified in the Act and the SEBI Listing Regulations and are independent of the management.

Further, none of the Directors on the Board is a member in more than ten Committees or Chairman of five Committees (committees being Audit Committee and Stakeholders Relationship Committee) across all the Indian Public Companies in which he/she is a Director. Necessary disclosures regarding their Committee positions have been made by all the Directors.

None of the Directors hold office in more than ten Public Companies. None of the Independent Directors of the Company serve as an Independent Director in more than seven listed companies. All Directors are also in compliance with the limit on Independent Directorships of listed companies as prescribed under Regulation 17A of the SEBI Listing Regulations.

Composition/ Category of Directors/ Attendance at Meetings as on March 31, 2024: -

Name of the Director	Category of Directorship	No. Of. Board Meeting attended	Attendance at the last AGM held on July 7, 2023
*Mr. Ashok Kumar Goel DIN : 00025350	Independent, Non-Executive Director	1	NA
**Ms. Hiroo Mirchandani DIN : 06992518	Independent, Non-Executive Director	1	NA

Name of the Director	Category of Directorship	No. Of Board Meeting attended	Attendance at the last AGM held on July 7, 2023
*Ms. Kavita R. Shah DIN : 02566732	Independent, Non-Executive Director	2	NA
Mr. K. R. Ramamoorthy DIN : 00058467	Independent Non-Executive Director	4	Yes
Mr. K. Venkataramanan DIN : 00001647	Independent, Non-Executive Director	4	No
Mr. Mahendra V. Doshi DIN : 00123243	Independent, Non-Executive Director	4	Yes
Mr. Mufazzal Federal DIN : 03409798	Independent, Non-Executive Director	4	Yes
Mr. S. K. Palekar DIN : 01723670	Independent, Non-Executive Director	4	Yes
Mr. Hiten V. Parekh DIN : 00037550 Managing Director	Executive Director-Promoter/ Promoter Group	4	Yes
Mr. Manish V. Parekh DIN : 00037724 Joint Managing Director	Executive Director-Promoter/ Promoter Group	4	Yes
##Mr. Mihir H. Parekh DIN : 07308466 Non-Executive Director	Non-Executive - Non-Independent, Director-Promoter/Promoter Group	2	Yes
Mr. Nayan S. Parekh DIN : 00037597 Executive Director	Executive Director-Promoter/ Promoter Group	4	Yes
Mr. Sharad V. Parekh DIN : 00035747 Chairman	Non Executive - Non-Independent Director/Promoter/Promoter Group	4	Yes

* Mr. Ashok Kumar Goel was appointed as an Independent Director of the Company w.e.f. November 1, 2023.

**Ms. Hiroo Mirchandani ceased to be an Independent Director of the Company w.e.f. June 29, 2023 on completion of her second term.

#Ms. Kavita R. Shah was appointed as an Independent Director of the Company w.e.f. September 18, 2023.

Mr. Mihir H. Parekh ceased to be a Non - Executive Director of the Company w.e.f. November 1, 2023.

Number of directorships / committee memberships held by the Directors of the Company in other Companies including the names of the other listed entities where the Director is a Director and the category of their directorship as on March 31, 2024:-

Name of the Director	Number of directorship in other public Companies*	Committee Chairmanship and Membership*		Names of other Listed Companies in which he/she holds Directorship and category of Directorship	No. of Shares and convertible instruments held by Non-Executive Directors
		Chairman-ship**	Member-ship**		
'Ms. Hiroo Mirchandani DIN : 06992518	NA	NA	NA	NA	NA
Mr. Ashok Kumar Goel DIN : 00025350	3	-	2	1. Hindustan Oil Exploration Company Limited – Non Executive Director	Nil
Ms. Kavita R. Shah DIN : 02566732	1	1	2	1. Zenotech Laboratories Limited - Independent, Non-Executive Director	Nil
Mr. K. R. Ramamoorthy DIN : 00058467	1	-	-	1. Ujjivan Financial Services Limited - Independent, Non-Executive Director	Nil
Mr. K. Venkataramanan DIN : 00001647	1	-	-	-	Nil

Name of the Director	Number of directorship in other public Companies*	Committee Chairmanship and Membership*		Names of other Listed Companies in which he/she holds Directorship and category of Directorship	No. of Shares and convertible instruments held by Non-Executive Directors
		Chairmanship**	Membership**		
Mr. Mahendra V. Doshi DIN : 00123243	6	1	3	1. Graviss Hospitality Limited – Independent, Non-Executive Director 2. LKP Finance Limited – Chairman, Executive Director 3. LKP Securities Limited – Non-Independent, Non Executive Director	7,200
Mr. Mufazzal Federal DIN : 03409798	-	-	-	-	Nil
Mr. S. K. Palekar DIN : 01723670	-	-	-	-	Nil
Mr. Hiten V. Parekh DIN : 00037550 Managing Director	-	-	-	-	NA
Mr. Manish V. Parekh DIN : 00037724 Joint Managing Director	-	-	-	-	NA
² Mr. Mihir H. Parekh DIN : 07308466 Non-Executive Director	NA	NA	NA	NA	2,31,900
Mr. Nayan S. Parekh DIN : 00037597 Executive Director	-	-	-	-	NA
Mr. Sharad V. Parekh DIN : 00035747 Chairman	-	-	-	-	120,800

¹ Ms. Hiroo Mirchandani served as Independent Director of the Company up to June 29, 2023.

² Mr. Mihir H. Parekh served as Non - Executive Director of the Company up to November 1, 2023.

* Excludes Directorship and Committee chairmanship / membership in Private Companies, Foreign Companies, Section 8 Companies and Nilkamal Limited.

** Only Audit Committee and Stakeholder's Relationship Committee of Public Limited Company (whether listed or not) has been consider as per Regulation 26(1) of the SEBI Listing Regulations.

Separate Meeting of Independent Directors

In Compliance with the Companies Act, 2013 and Regulation 25 of SEBI (Listing Obligations and Disclosure Requirements), Regulations, 2015, the Independent Directors Meeting of the Company was held on January 31, 2024. The Independent Directors discussed and reviewed the matters specified in Regulation 25(4) of the SEBI Listing Regulations.

Mr. Mufazzal S. Federal Chaired the meeting of Independent Directors.

Attendance of Independent Directors in Independent Directors Meeting:

Directors	Meetings held during Year	Meetings Attended
Mr. K. R. Ramamoorthy	1	1
Mr. K. Venkataramanan	1	1
Mr. Mahendra V. Doshi	1	1
Mr. Mufazzal Federal	1	1
Mr. S. K. Palekar	1	1
Mr. Ashok Kumar Goel	1	1
Ms. Kavita R. Shah	1	1

Details of Familiarisation programmes imparted to Independent Directors

As a part of familiarization programme, the Board members are provided with necessary documents, reports, internal policies, amendments to the various enactments, statutory laws, etc., to enable them to familiarise themselves with

the Company’s operations. Periodic presentations are made at the Board and Board Committee Meetings, on business and performance updates of the Company, updates on products of the Company, Company plans and strategies, budgets, risk management mechanism, investments, fund flows, operations of subsidiaries and associates etc.. The details pertaining to the familiarisation program can be accessed at the Company’s weblink at <https://nilkamal.com/wp-content/uploads/2024/04/Familiarization-Programme-For-Independent-Directors-2023-24-1.pdf>

In addition to the same, any new Independent Director is welcomed to the Board of Directors of the Company by sharing a tool kit containing various policies of the Company for his reference.

Number of Board Meetings held and the dates on which held

There were four Board Meetings of the Company held during the financial year 2023-2024 on the following dates: May 20, 2023, August 3, 2023, November 1, 2023 and January 31, 2024.

Inter-se Relationship

Mr. Hiten V. Parekh and Mr. Manish V. Parekh are brothers and Mr. Nayan S. Parekh is son of Mr. Sharad V. Parekh. Except the above there are no inter-se relationships among the Directors.

Criteria for Board membership

The Board has adopted the Nomination and Remuneration Policy which includes the criteria for selection of board members and their remuneration to ensure that the Board composition is balanced with the requisite skillsets, so that the Company benefits from new insights, guidance and challenges to business proposals. The Policy outlines the appointment criteria and qualifications of the Directors on the Board of Company and the matters related to remuneration of the Directors. The said Policy is available on the Company’s website at https://nilkamal.com/wp-content/uploads/2019/01/Nomination-and-Remuneration-Policy_11052018.pdf

In terms of the requirement of the SEBI Listing Regulations, the Board has identified the core skills/expertise/competencies of the Directors in the context of the Company’s business for effective functioning and as available with the Board. These are as follows:

Sr. No.	Areas of expertise Required	Skill areas actually available with the Board												
		¹ Hiroo Mirchandani	Ashok Kumar Goel	Kavita R. Shah	K. R. Ramamoorthy	K. Venkataramanan	Mahendra V. Doshi	Mufazzal Federal	S. K. Palekar	Hiten V. Parekh	Manish V. Parekh	² Mihir H. Parekh	Nayan S. Parekh	Sharad V. Parekh
1.	Strategy and planning - Ability to think strategically; identify and critically assess strategic opportunities and threats. Develop effective strategies in the context of the strategic objectives of the Company, relevant policies and priorities.	NA	√	√	√	√	√		√	√	NA	√	√	√
2.	Governance, Risk and Compliance - Experience in the application of corporate governance principles. Ability to identify key risks to the Company in a wide range of areas including legal and regulatory compliance.	NA	√	√	√	√		√		√	NA		√	
3.	Financial - Comprehensive understanding of financial accounting, reporting and controls and analysis	NA	√	√	√	√	√		√	√	NA	√	√	√
4.	Sales, Marketing & Brand building - Experience in developing strategies to grow sales and market share, build brand awareness and equity, and enhance enterprise reputation.	NA	√		√				√	√	NA	√	√	√

¹ Ms. Hiroo Mirchandani served as Independent Director of the Company up to June 29, 2023.

² Mr. Mihir H. Parekh served as Non - Executive Director of the Company up to November 1, 2023.

Code of Conduct:

The Company has a defined code of conduct for its Directors and Senior Management Personnel and the same is uploaded on the website, web-link of which is <https://nilkamal.com/wp-content/uploads/2019/01/Code-of-Conduct-for-Board-of-Directors-and-Senior-Management.pdf>

As on March 31, 2024, all the Board Members and Senior Management of the Company have affirmed compliance with the Code of Conduct.

COMMITTEES OF THE BOARD OF DIRECTORS

The Company is in compliance with the provisions of the Companies Act, 2013 and the Listing Regulations with regard to constitution of the Board Committees. The composition, terms of reference, duties and responsibilities of each of the Board Committee is in accordance with the provisions of the Companies Act, 2013 and the SEBI Listing Regulations.

The Board Committees play a crucial role in the governance structure of the Company and they deal with specific areas of concern for the Company that need a closer review. The Committees operate under the direct supervision of the Board and Chairpersons of the respective committees report to the Board about the deliberations and decisions taken by the Committees. The recommendations of the Committees are submitted to the Board for approval. Minutes of proceedings of the Committee meetings are circulated to the respective Committee members of the Board and placed before Board meeting for noting.

The Board has constituted the following Committees to take informed decisions in the best interests of the Company in accordance with the provisions of the Companies Act, 2013 and the SEBI Listing Regulations:

1. Audit Committee
2. Nomination and Remuneration Committee
3. Corporate Social Responsibility Committee
4. Stakeholders' Relationship Committee
5. Risk Management Committee

3. AUDIT COMMITTEE

The composition of the Audit Committee and the scope of its activities and powers are in conformity with and includes the areas prescribed under the Regulations 18 of the SEBI Listing Regulations and Section 177 of the Companies Act, 2013 and the rules framed thereunder. The Board reviews the working of the Committee from time to time to bring about greater effectiveness in order to comply with the various requirements under the Act and SEBI Listing Regulations, 2015. The Audit Committee comprises of four Non-Executive Directors who are well versed with the financial matters and corporate laws.

The Audit Committee met four times on: May 20, 2023, August 3, 2023, November 1, 2023 and January 31, 2024. The necessary quorum was present for all the meetings. The Chairman of the Audit committee was present at the last Annual General Meeting of the Company held on July 7, 2023.

Details of the composition of the Audit Committee and attendance of the Members are as follows:

Name	Category	Designation	No. of Meetings	
			Held	Attended
Mr. K. R. Ramamoorthy	Independent, Non- Executive	Chairman	4	4
Mr. Mahendra V. Doshi	Independent, Non-Executive	Member	4	4
Mr. Mufazzal Federal	Independent, Non-Executive	Member	4	4
Mr. Sharad V. Parekh	Non-Executive	Member	4	4

The Company Secretary acts as the Secretary to the Committee.

The Audit Committee invites the Managing Director, Executive Directors, Senior Executives representing various functional areas of the Company, Statutory Auditors and Internal Auditors at its Meetings.

The terms of reference of the Audit Committee (AC) covers the areas mentioned in Section 177 of the Act and Regulation 18 read with Part C of Schedule II to the SEBI Listing Regulations. The scope and terms of reference of the said committee have been widened in line with the amendments made to SEBI Listing Regulations. The brief terms of reference of the AC, inter-alia includes the following:

1. Audited and Un-audited financial results;
2. Internal Audit reports, risk management policies and reports on internal control system;

3. Discusses the larger issues that are of vital concern to the Company including adequacy of internal controls and adequacy of provisions for liabilities, etc.;
4. Transactions proposed to be entered into by the Company with related parties and approves such transactions including any subsequent modifications thereto;
5. Functioning of Whistle Blower Policy; and
6. Recommends proposals for appointment and remuneration payable to the Statutory Auditor and Internal Auditors and also the proposal for appointment of Chief Financial Officer. The Audit Committee also reviews adequacy of disclosures and compliance with all relevant laws.

In addition to the aforesaid, the Committee also looks into the matters as are specifically referred to it by the Board of Directors besides looking into the mandatory requirements of the SEBI Listing Regulations as amended from time to time and that of the Act.

4. NOMINATION AND REMUNERATION COMMITTEE

The Nomination and Remuneration Committee presently consists of three Non-Executive Directors, all being Independent. The Committee met one time in 2023-2024 on May 20, 2023 and November 1, 2023. The necessary quorum were present for the said meetings. The Chairman of the Nomination and Remuneration Committee was present at the last Annual General Meeting of the Company held on July 7, 2023. The composition of the Committee during the FY 2023-24 and the details of meetings held and attended by the members are as under:

Name	Category	Designation	No. of Meetings	
			Held	Attended
Mr. K. R. Ramamoorthy	Independent, Non- Executive	Chairman	2	2
Mr. Mahendra V. Doshi	Independent, Non-Executive	Member	2	2
Mr. Mufazzal Federal	Independent, Non-Executive	Member	2	2

The Company Secretary acts as the Secretary to the Committee.

The terms of reference of the Nomination and Remuneration Committee (NRC) covers the areas mentioned in Section 178 of the Act and Regulation 19 read with Part D (A) of Schedule II to the SEBI Listing Regulations. The scope and terms of reference of the said committee have been widened in line with the amendments made to SEBI Listing Regulations. The terms of reference of the NRC, inter-alia are as follows:

- 1) To formulate the criteria for determining qualifications, competencies, positive attributes and independence for appointment of a Director and recommend to the Board, policies relating to the remuneration of the Directors, Key Managerial Personnel and other employees;
- 2) To evaluate the balance of skills, knowledge and experience on the Board and on the basis of such evaluation, prepare a description of the role and capabilities required of an independent director. The person recommended to the Board for appointment as an independent director shall have the capabilities identified in such description.
- 3) To identify persons who are qualified to become Directors and who may be appointed in senior management in accordance with the criteria laid down and recommend to the Board their appointment and removal;
- 4) To formulate the criteria for evaluation of the Independent Directors and the Board;
- 5) To devise a policy on Board diversity.
- 6) Whether to extend or continue the term of appointment of the Independent Director, on the basis of the report of performance evaluation of Independent Directors.
- 7) Recommend to the board, all remuneration, in whatever form, payable to senior management.

Performance evaluation:

Pursuant to the provisions of the Companies Act, 2013 and the applicable provisions of the SEBI Listing Regulations, the Annual Performance Evaluation was carried out for the financial year 2023 -24 by the Board in respect of its own performance, the Directors individually as well as the evaluation of the working of its Audit, Nomination and Remuneration, Stakeholders’ Relationship, Risk Management, Board’s Management, Share Transfer and Corporate Social Responsibility Committees. A structured questionnaire covering various aspects of the Board’s functioning such as adequacy of the composition of the Board and its Committees, Board culture, execution and performance of specific duties, obligations and governance was prepared and circulated after taking into consideration the Guidance note issued by SEBI vide circular no, CMD/ CIR/P/2017/004 dated 05.01.2017 as well as the performance evaluation criteria formulated by the NRC for Board, Committees of Board, Chairman and Directors.

A separate exercise was carried out to evaluate the performance of individual Directors including the Chairman of the Board who were evaluated on parameters such as guidance/ support to management outside Board/ Committee meetings, degree of fulfilment of key responsibilities, effectiveness of meetings etc. The performance evaluation of the Independent Directors was carried out by the entire Board.

The Independent Directors expressed their satisfaction with the evaluation process, the Board's freedom to express its views on matters transacted at the Meetings and the openness and transparency with which the Management discusses various subject matters specified on the agenda of Meetings. The consolidated evaluation report of the Board, based on inputs received from the Directors was discussed at the Meeting of the Board held on January 31, 2024 and the action areas identified in the process are being implemented to ensure a better interface at the Board/ Management level.

Remuneration to Directors:

The Company has a well-defined policy for the remuneration of the Directors, Key Managerial Personnel and other employees. The said policy was reviewed and approved by the Board at its meeting held on May 11, 2018 based upon the recommendation of the Nomination and Remuneration Committee. The said policy is set out on the website of the Company at https://nilkamal.com/wp-content/uploads/2019/01/Nomination-and-Remuneration-Policy_11052018.pdf

The Board of Directors / Nomination and Remuneration Committee is authorized to decide the remuneration of the Executive Directors, subject to the approval of the members. The remuneration structure comprises of salary, perquisites, retirement benefits as per law / rules and commission which is linked to the performance of the Company.

Annual increments are decided by the Board of Directors within the salary scale approved by the members. Mr. Hiten V. Parekh, Managing Director, Manish V. Parekh, Joint Managing Director and Mr. Nayan S. Parekh, Executive Director are individually entitled to commission to the extent of 1% of the net profits of the Company over and above the net profits of ₹ 50.00 crores.

The agreement with the Executive Directors is for a specified period. Either party to the agreement is entitled to terminate the agreement by giving not less than three months' notice in writing to the other party. Further, in case of termination of agreement by the Company, a severance fee of three months' remuneration shall be paid.

The Company does not have a scheme for grant of stock options.

The Company has a policy for determining the remuneration of the Non-Executive Directors of the Company. The Company remunerates its Non-Executive Directors by way of sitting fees for attending each meeting of the Board and / or Committee, and the same is paid within the limits laid down in the Companies Act, 2013 read with the Rules framed thereunder. The remuneration determined for the Non-Executive Directors is subject to the recommendation of the Nomination and Remuneration Committee and approval of the Board of Directors.

The Non-Executive Directors are paid sitting fee of ₹ 1,00,000 per meeting for attending Board Meeting, ₹ 75,000 per meeting for Audit Committee Meeting, ₹ 50,000 per meeting for Risk Management Committee Meeting, ₹ 50,000 per meeting for separate meeting of Independent Directors, ₹ 30,000 per meeting for Nomination and Remuneration Committee Meeting, ₹ 25,000 per meeting for Stakeholders Relationship Committee Meeting and ₹ 15,000 per meeting for Corporate Social Responsibility Committee Meeting.

The details of remuneration paid to the Directors for the financial year 2023-2024 are given below:

Name of the Director	Salary & perquisites (₹)	Commission for the FY 2023-2024 (payable in FY 2024-2025)	Sitting fees (₹)	Total (₹)	No. of Shares held as on 31-03-2024
¹ Mr. Ashok Kumar Goel	N.A.	N.A.	1,50,000	1,50,000	Nil
² Ms. Hiroo Mirchandani	N.A.	N.A.	1,00,000	1,00,000	Nil
³ Ms. Kavita R. Shah	N.A.	N.A.	2,50,000	2,50,000	Nil
Mr. K. R. Ramamoorthy	N.A.	N.A.	9,25,000	9,25,000	Nil
Mr. K. Venkataramanan	N.A.	N.A.	6,50,000	6,50,000	Nil
Mr. Mahendra V. Doshi	N.A.	N.A.	8,10,000	8,10,000	7,200
Mr. Mufazzal S. Federal	N.A.	N.A.	8,10,000	8,10,000	Nil
Mr. S. K. Palekar	N.A.	N.A.	4,50,000	4,50,000	Nil
Mr. Hiten V. Parekh	3,04,21,021	1,01,30,000	N.A.	4,05,51,021	18,01,738
Mr. Manish V. Parekh	3,08,30,083	1,01,30,000	N.A.	4,09,60,083	15,16,043
⁴ Mr. Mihir H. Parekh	N.A.	NA	2,00,000	2,00,000	2,31,900
Mr. Nayan S. Parekh	2,78,42,358	1,01,30,000	N.A.	3,79,72,358	22,02,344
Mr. Sharad V. Parekh	N.A.	Nil	8,00,000	8,00,000	1,20,800

¹Mr. Ashok Kumar Goel was appointed as an Independent Director of the Company w.e.f. November 1, 2023.

² Ms. Hiroo Mirchandani served as Independent Director of the Company up to June 29, 2023.

³Kavita R. Shah was appointed as an Independent Director of the Company w.e.f. September 18, 2023.

⁴ Mr. Mihir H. Parekh served as Non - Executive Director of the Company up to November 1, 2023.

Notes:

1. Salary & perquisites to Executive Directors includes House rent allowances, leave travel allowances, leave encashment, retiral benefits and car perks.
2. Sitting fees include fees for attending the Board Meetings, Audit Committee Meetings, Nomination and Remuneration Committee Meetings, Corporate Social Responsibility Committee Meeting, Stakeholder's Relationship Committee Meeting, Risk Management Committee Meeting and Independent Director's Meeting. Besides, the Company also reimburses the out of pocket expenses incurred by the Directors for attending meetings of the Company.
3. The Independent Directors do not have any material pecuniary relationship or transactions with the Company, Promoters or Management, which may affect their judgement in any manner.

Particulars of Senior Management including the changes therein since the close of the previous financial year.

Senior Management Personnel ('SMP') of the Company include employees who are members of the core management team excluding Board of Directors, comprising all members of management one level below the CEO/MD/WTD/Manager (including CEO/ Manager, in case they are not part of the Board).

Below are the details of SMP as on March 31, 2024, including the changes during FY 2023-2024:

Sr. No.	Name	As on March 31, 2024	As on March 31, 2023
1	*Mr. Ashish Jain	✓	
2	Mr. Deepak S. Mehta	✓	✓
3	Mr. Gautam Khedekar	✓	✓
4	Ms. Maya R. Varma	✓	✓
5	Mr. Mihir Hiten Parekh	✓	✓
6	Mr. Murtaza Taherbhai Manglorwala	✓	✓
7	Mr. Paresh B. Mehta	✓	✓
8	Ms. Priti P. Dave	✓	✓
9	Mr. Rajeev Mehta	✓	✓
10	Mr. Sanjeev Verma	✓	✓
11	Mr. Sougata Datta	✓	✓
12	**Mr. Venu Gopal B	✓	

Note : * Mr. Ashish Jain was appointed on May 12, 2023.

** Mr. Venu Gopal B. was appointed on June 12, 2023.

5. CORPORATE SOCIAL RESPONSIBILITY COMMITTEE

The Corporate Social Responsibility Committee is constituted pursuant to section 135 of the Companies Act 2013. The Committee met one time in FY 2023-2024 on May 20, 2023. The necessary quorum was present for both the meetings. The composition and details of the meetings attended by the members are given below:

Name	Category	Designation	No. of Meetings	
			Held	Attended
Mr. K. R. Ramamoorthy	Independent, Non- Executive	Chairman	1	1
Mr. Hiten V. Parekh	Executive	Member	1	1
Mr. Nayan S. Parekh	Executive	Member	1	1

The Company Secretary acts as the Secretary to the Committee.

The terms of reference of the Corporate Social Responsibility Committee (CSR) inter-alia are as follows:

1. Formulate and recommend to the Board a CSR Policy which shall indicate the activities to be undertaken by the Company in accordance with the provisions of Schedule VII of the Companies Act, 2013.
2. Formulate and recommend to the Board an Annual action plan in pursuance to the CSR Policy.
3. Recommend to the Board the Amount of expenditure to be incurred on the activities referred to in the CSR policy.
4. Monitor the CSR Policy and its implementation from time to time.
5. The Annual action plan should consist of list of approved projects or programs to be undertaken within the purview of Schedule VII of the Companies Act, 2013, manner of execution of such projects, modalities of fund utilization and implementation schedules, monitoring and reporting mechanism for the projects, and details of need and impact assessment, if any, for the projects to be undertaken.

6. STAKEHOLDERS' RELATIONSHIP COMMITTEE

The Company's Stakeholders' Relationship Committee is responsible for the satisfactory redressal of investor complaints. During the year under review, the Committee met four times on May 20, 2023, August 3, 2023, November 1, 2023 and January 31, 2024. The composition and details of the meetings attended by the members are given below:

Name	Category	Designation	No. of Meetings	
			Held	Attended
Mr. Sharad V. Parekh	Non-Executive	Chairman	4	4
Mr. K. Venkataramanan	Independent, Non- Executive	Member	4	4
Mr. Hiten V. Parekh	Executive	Member	4	4

Ms. Priti P. Dave, Company Secretary is the "Compliance Officer" who oversees the redressal of the investors' grievances.

The terms of reference of the Stakeholders Relationship Committee (SRC) covers the areas mentioned in Section 178 (5) of the Act and Regulation 20 read with Part D (B) of Schedule II to the SEBI Listing Regulations.

The terms of reference of the SRC, inter-alia are as follows:

- 1) Resolving the grievances of the security holders of the Company including complaints related to transfer/transmission of shares, non-receipt of annual report, non-receipt of declared dividends, issue of new/duplicate certificates, general meetings etc.
- 2) Review of measures taken for effective exercise of voting rights by shareholders.
- 3) Review of adherence to the service standards adopted by the Company in respect of various services being rendered by the Registrar & Share Transfer Agent.
- 4) Review of the various measures and initiatives taken by the listed entity for reducing the quantum of unclaimed dividends and ensuring timely receipt of dividend warrants/annual reports/statutory notices by the shareholders of the company.

Investor Grievances / Complaints

The details of the Investor Complaints received and resolved during the Financial Year ended March 31, 2024 are as follows:

Opening Balance	No of Complaints Received	No. of Complaints Resolved	No of Complaints Pending
0	4	4	0

Further for the financial year ended March 31, 2024, the Company had not received any investors' complaints with respect to the Non-Convertible debentures issued by the Company.

The Company has assigned transfer and dematerialisation work relating to the shares and/or debentures to M/s. Link Intime India Private Limited, Registrar and Transfer Agents. As on March 31, 2024 there was 4 dematerialisation requests for 432 Equity Shares which was pending for approval with the Registrars.

7. RISK MANAGEMENT COMMITTEE

The Risk Management Committee consists of three Executive Directors and two Independent Directors. The Committee met two times in FY 2023-2024 on July 21, 2023 and January 17, 2024. The necessary quorum was present for both the meetings. The composition of the Committee during the year and the details of meetings held and attended by the members are as under:

Name	Category	Designation	No. of Meetings	
			Held	Attended
Mr. K. Venkataramanan	Independent, Non- Executive	Chairman	2	2
Mr. K. R. Ramamoorthy	Independent, Non- Executive	Member	2	2
Mr. Hiten V. Parekh	Executive	Member	2	2
Mr. Manish V. Parekh	Executive	Member	2	2
Mr. Nayan S. Parekh	Executive	Member	2	2

The Chief Financial Officer is a permanent invitee to the meeting. Other senior executives and members of the external agencies are invited as and whenever necessary. The Company Secretary acts as the Secretary to the Committee.

The terms of reference of the Risk Management Committee (RMC) covers the areas mentioned Regulation 21 read with Part D (C) of Schedule II to the SEBI Listing Regulations. The scope and terms of reference of the said committee have been widened in line with the amendments made to SEBI Listing Regulations. The terms of reference of the RMC, inter-alia are as follows:

1. To formulate a detailed risk management policy which shall include:
 - a. A framework for identification of internal and external risks specifically faced by the listed entity, in particular including financial, operational, sectoral, sustainability (particularly, ESG related risks), information, cyber security risks or any other risk as may be determined by the Committee.

- b. Measures for risk mitigation including systems and processes for internal control of identified risks.
 - c. Business continuity plan.
2. To ensure that appropriate methodology, processes and systems are in place to monitor and evaluate risks associated with the business of the Company;
 3. To monitor and oversee implementation of the risk management policy, including evaluating the adequacy of risk management systems;
 4. To periodically review the risk management policy, at least once in two years, including by considering the changing industry dynamics and evolving complexity;
 5. To keep the board of directors informed about the nature and content of its discussions, recommendations and actions to be taken;
 6. The appointment, removal and terms of remuneration of the Chief Risk Officer (if any) shall be subject to review by the Risk Management Committee.
 7. Carry out any other function as is mandated by the Board from time to time and / or enforced by any statutory notification, amendment or modification as may be applicable.

8. GENERAL BODY MEETINGS

Details of the location of the last three Annual General Meetings (AGM) and details of the special resolutions passed:

Annual General Meeting (AGM)	Date	Time	Venue	Special Resolution Passed
37 th AGM	07-07-2023	11.00 a.m.	Through two way Video Conferencing ("VC") / Other Audio Visual Means ("OAVM")	No Special Resolution
36 th AGM	16-07-2022	11.00 a.m.	Through two way Video Conferencing ("VC") / Other Audio Visual Means ("OAVM")	<ol style="list-style-type: none"> 1. Approve borrowing limit not exceeding ₹ 1,500 crore or aggregate of paid-up share capital, free reserves and securities premium, whichever is higher. 2. Approve creation of charge on the assets upto the borrowing limits approved under Section 180(1)(c) of the Companies Act, 2013.
35 th AGM	04-08-2021	11.00 a.m.	Through two way Video Conferencing ("VC") / Other Audio Visual Means ("OAVM")	Redesignation of Mr. Manish V. Parekh (DIN: 00037724) as a Joint Managing Director effective from February 9, 2021 for the remaining period of his tenure i.e. upto March 31, 2025 at the existing terms and conditions as applicable to his appointment as Executive Director including remuneration thereof.

All special resolutions set out in the Notices for the Annual General Meetings were passed by the Members at the respective meetings with requisite majority.

Postal Ballots

During the financial year 2023- 2024, the Company has carried out a Postal Ballot vide Postal Ballot Notice dated November 1, 2023 to seek approval of the Members for the following items:

1. Approval for appointment of Mrs. Kavita Shah (DIN: 02566732) as an Independent Director of the Company
2. Approval for appointment of Mr. Ashok Kumar Goel (DIN: 00025350) as an Independent Director of the Company.
3. To ratify and accord consent for appointment of Mr. Mihir H. Parekh to the Office or place of profit.

The Members of the Company have approved all the aforesaid proposals with requisite majority.

Scrutinizer for the Postal Ballot exercise:-

Mr. Bhaskar Upadhyay (FCS 8663, CP 9625), Partner, M/s. N. L. Bhatia & Associates, Practicing Company Secretary, Mumbai was appointed to act as the scrutinizer for conducting the postal ballot and e-voting.

Procedure for Postal Ballot:-

In compliance with Regulation 44 of the Listing Regulations, Sections 108, 110 and other applicable provisions of the Act read with the Rules issued thereunder and the General Circulars issued in this regard by the Ministry of Corporate Affairs ("MCA"), the Company provided electronic voting facility to all its members.

The Company engaged the services of National Securities Depository Limited ("NSDL") for the purpose of providing electronic voting facility to all its members.

The Postal Ballot Notice was sent to the members in electronic form at their email addresses registered with the depositories/ Link Intime India Private Limited, Company's Registrar and Share Transfer Agent. The Company also published notice in the newspapers declaring the details of completion of dispatch, e-voting details and other requirements in terms of the Act read with the Rules issued thereunder and the Secretarial Standards issued by the Institute of Company Secretaries of India. Voting rights were reckoned on the paid-up value of shares of the Company registered in the names of the shareholders as on the cut-off date.

The Scrutinizer submitted his report to the Chairman of the Company, after the completion of scrutiny and the consolidated results of the voting by postal ballot were then announced by the Company Secretary on Friday, December 15, 2023, as authorised by the Board of Directors of the Company.

9. DISCLOSURES**a) Related Party Transactions**

The Company has formulated a policy on Materiality of and dealing with Related Party Transactions. The Policy is available on the website of the Company at the link <https://nilkamal.com/wp-content/uploads/2024/06/Policy-On-Materiality-of-and-Dealing-With-Related-Party-Transactions-1.pdf>

There were no materially significant transactions with the related parties that had potential conflict with the interest of the Company. All these transactions are in the normal course of business and are carried out on an arm's length basis.

b) Compliance

There were no non-compliances by the Company and no instances of penalties or strictures which were imposed on the Company by SEBI, Stock Exchange(s) on which the shares of the Company are listed or any statutory authority on any matter related to the capital market during the Financial year 2023-24. However, during the Financial year 2022-23, BSE Limited vide its email dated September 27, 2022 levied a penalty of ₹ 158,120/- for Non-submission of statement indicating the utilization of issue proceeds/ material deviation in the use of proceeds in accordance with Regulation 52(7) of the Listing Regulations for the quarter ended March, 2022. The Company has applied for a withdrawal of the said liability as the Company did not have any unutilised issue proceeds as on March 31, 2022 and accordingly no filing/disclosure was required to be made in this regard.

Apart for the above, there was no non-compliance by the Company nor any penalties or strictures were imposed on the Company by the Stock Exchanges or Securities and Exchange Board of India (SEBI), or any statutory authority on any matter related to the capital markets during the last three years.

c) Code of Conduct for Prevention of Insider Trading

Pursuant to the SEBI (Prohibition of Insider Trading) Regulations, 2015, as amended from time to time, the Company has adopted the Code of Conduct for Prevention of Insider Trading to regulate the dealing in securities by the directors and employees of the Company. The Code requires pre-clearance for dealing in the Company's shares and prohibits the purchase or sale of the Company's shares by the directors and employees while in possession of unpublished price sensitive information in relation to the Company or its securities.

The Company has appointed the Company Secretary as the Compliance Officer to ensure compliance of the said Code by all the directors and employees likely to have access to unpublished price sensitive information.

d) Whistle Blower Policy

Pursuant to Section 177(9) and 177(10) of the Companies Act, 2013 and the provisions of SEBI Listing Regulations, the Company has a Whistle Blower Policy for establishing a vigil mechanism for Directors and employees to report genuine concerns regarding unethical behaviour, actual or suspected fraud or violation of the Company's Code of Conduct. The said mechanism also provides for adequate safeguards against victimisation of persons who use such mechanism and makes provision for direct access to the Chairperson of the Audit Committee in appropriate or exceptional cases. We affirm that no employee of the Company was

denied access to the Audit Committee. The said Whistle Blower Policy has been hosted on the website of the Company at the link <https://nilkamal.com/wp-content/uploads/2019/01/Whistle-Blower-Policy-1.pdf>

e) **Details of compliance with mandatory requirements and adoption of the non-mandatory requirements under the SEBI Listing Regulations**

During the year, the Company has complied with the mandatory requirements as stipulated in SEBI Listing Regulations.

With respect to the compliance with the non-mandatory requirements pursuant to Regulation 27(1) of the SEBI Listing Regulations, the Company has adopted the following non-mandatory requirements:

The quarterly results along with the press release are uploaded on the website of the Company at <https://nilkamal.com/unaudited-financial-results/>. The soft copy of the quarterly results is also sent to the shareholders who have registered their e-mail addresses.

The Chairman being Non-Executive Director, an office is made available for his use during his visits to the Company and is reimbursed the expenses incurred towards the performance of his duties.

During the year under review, there was no audit qualification on the Company's financial statements. Your Company continues to adopt best practices to ensure a regime of unmodified audit opinion.

The position of Chairperson of Board and the Managing Director are separate.

The Internal Auditor of the Company reports to the Chief Financial Officer and has direct access to the Audit Committee.

f) **Material Subsidiary**

The Company has framed the policy for determining material subsidiary as required by under Regulation 16 of the SEBI Listing Regulation and the same is disclosed on the Company's website. The weblink is <https://nilkamal.com/wp-content/uploads/2019/01/Policy-on-determining-material-subsiidiary.pdf>.

g) **Commodity Price Risk / Foreign Exchange Risk and Hedging activities**

The Company is exposed to foreign exchange risk on account of import and export transactions and the same is proactively mitigated by entering into commensurate hedging transactions as per the Company's Enterprise Risk Management Policy. The ECB loans are fully hedged by way of a currency and interest rate swap.

Further there is no financial hedge instrument available for mitigating the price risk associated with the Commodity – Raw Material of the Company, however the same is being managed by adopting appropriate Procurement and inventory strategy based on historical experience gained.

h) **Certificate from Company Secretary in practice**

The Company has received a certificate from M/s. N. L. Bhatia & Associates, Practising Company Secretaries, Mumbai that none of the Directors on the board of the company have been debarred or disqualified from being appointed or continuing as Directors of the Company by the Board/Ministry of Corporate Affairs or any such statutory authority. The Certificate of Company Secretary in practice is annexed herewith as a part of the report.

i) **Confirmation regarding acceptance of all the recommendations from its mandatory committees**

The Board confirms that during the financial year 2023-24, it has accepted all the recommendations received from its mandatory committees.

j) **Details of utilization of funds raised through preferential allotment or qualified institutions placement**

The Company did not raise any funds through preferential issue or qualified institutions placement during the financial year 2023-24.

k) **Details of workplace sexual harassment complaints reported as per the Sexual Harassment of Women at Workplace (Prevention, Prohibition and Redressal) Act, 2013:**

The Company is committed to ensuring that all employees work in an environment that not only promotes diversity and equality but also mutual trust, equal opportunity and respect for human rights.

The Company has formulated a Policy on prevention of Sexual Harassment in accordance with the provisions of the Sexual Harassment of Women at Workplace (Prevention, Prohibition and Redressal) Act, 2013 and the Rules made thereunder which is aimed at providing every woman at the workplace a safe, secure and dignified work environment.

Sr. No.	Particulars	No. Of. Complaints
1.	Number of complaints filed during the financial year 2023-24	0
2.	Number of complaints disposed of during the financial year 2023-24	0
3.	Number of complaints pending as on end of the financial year 2023-24	0

- l) Total fees for all services paid by the Listed Entity and its Subsidiaries, on a Consolidated basis, to the Statutory auditor and all entities in the network firm/network entity of which the Statutory Auditor is a part is given below:

Particulars	₹ in Lakhs
Payment to Statutory Auditors	59.45
Other Services	29.60
Reimbursement of expenses	1.05
Total	90.10

Note:- The above figures are given on consolidated basis.

- m) **Disclosure by listed entity and its subsidiaries of 'Loans and advances in the nature of loans to firms/companies in which directors are interested by name and amount'**

During the year under review, the Company has not granted any loans, secured or unsecured, to companies/firms in which Directors are interested.

- n) **Details of material subsidiaries of the listed entity; including the date and place of incorporation and the name and date of appointment of the statutory auditors of such subsidiaries**

During the year ended March 31, 2024, the Company does not have any material subsidiary companies as defined in Regulation 16 of the SEBI Listing Regulations.

- o) **Disclosures with respect to Demat Suspense Account/Unclaimed Suspense Account**

The disclosures with respect to demat suspense account / unclaimed suspense account is not applicable to the Company for Financial Year 2023-24.

- p) **Disclosure of certain types of agreements binding listed entities**

During the Financial year 2023-24 there were no such agreements entered required to be disclosed under clause 5A of paragraph A of Part A of Schedule III.

- q) **Compliance with Corporate Governance as per SEBI Listing Regulations**

The Company is in compliance with the corporate governance requirements as specified under Regulations 17 to 27 and clauses (b) to (i) of sub-regulation (2) of Regulation 46 of the SEBI Listing Regulations.

10. CEO / CFO CERTIFICATION

The Managing Director & Chief Financial Officer (CFO) have issued certificate pursuant to the provisions of Regulation 17(8) of the SEBI Listing Regulations certifying that the financial statements do not contain any materially untrue statement and these statements represent a true and fair view of the Company's affairs.

11. MEANS OF COMMUNICATION

- The Company's unaudited quarterly financial results and audited annual financial results are sent to BSE Limited (BSE) and The National Stock Exchange of India Limited (NSE) where the Company's securities are listed, immediately after these are approved by the Board.

- The financial results are published in Mint (English) and Daman Ganga Times.

The Company's results, official news releases and presentations made to Institutional Investors/ Analysts, if any, are displayed on the Company's website www.nilkamal.com. Further, the said results are also e-mailed to the shareholders on their registered e-mail IDs.

- Designated Exclusive Email ID: The Company has designated the email id i.e. investor@nilkamal.com for investor grievances. This Email ID has been displayed on the Company's website www.nilkamal.com.

Annual Report: Annual Reports and any other communication will be sent to email ids of members whose emails are registered with the Company. All data required to be filed pursuant to the SEBI (Listing Obligations and Disclosure Requirements) Regulations, 2015 with the Stock Exchanges, such as annual report, quarterly financial statements, Shareholding pattern, report on Corporate Governance are being regularly filed with the Stock Exchanges by the Company and is also available on the website of the Company, the web-link of which is - <https://nilkamal.com/investors-circle/>

- A Management Discussion and Analysis report is a part of this Annual Report.

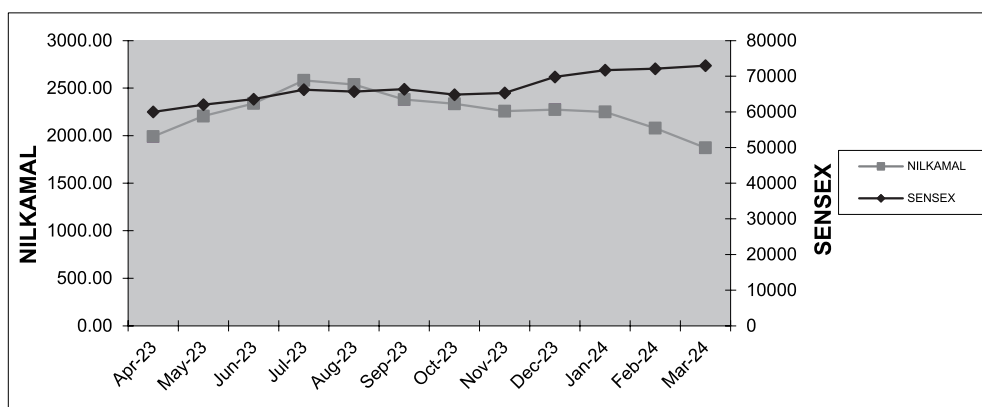
GENERAL SHAREHOLDER INFORMATION**Annual General Meeting (AGM)**

Date & Time	July 19, 2024 at 11.00 a.m.	
Venue	The Company is conducting meeting through VC / OAVM pursuant to the MCA Circular dated May 5, 2020, January 13, 2021, May 5, 2022 , 28 th December, 2022 and 25 th September, 2023 and as such there is no requirement to have a venue for the AGM. For details please refer to the Notice of this AGM.	
Financial Year	April 1 to March 31	
Financial Calendar	Financial Year: April 1, 2024 to March 31, 2025 Results for Quarter ending :	
	June 30, 2024	Before August 14, 2024.
	September 30, 2024	Before November 14, 2024.
	December 31, 2024	Before February 14, 2025.
	March 31, 2025	Before May 30, 2025.
Date of Book Closure	From July 13, 2024 to July 19, 2024 (both days inclusive)	
Dividend payment date	The Final Dividend of ₹ 20/- per equity share has been recommended by the Board of Directors of the Company for the financial year ended March 31, 2024, and if approved at the ensuing AGM will be paid to the eligible Members on and after July 26, 2024.	
Listing on Stock Exchanges:-	<p>Equity Shares</p> <ol style="list-style-type: none"> The BSE Limited Phiroze Jeejeebhoy Towers, Dalal Street, Mumbai 400001. National Stock Exchange of India Limited Exchange Plaza, 5th Floor, Plot No. C/1, G Block, Bandra Kurla Complex, Bandra (East), Mumbai 400051. <p>Non-Convertible Debentures</p> <ol style="list-style-type: none"> The BSE Limited - Phiroze Jeejeebhoy Towers, Dalal Street, Mumbai 400001. <p>The Company has paid the Annual Listing fees to each of the above Stock Exchanges, for the Financial Year 2023-2024.</p>	
Stock Code	<p>Equity Shares</p> <ol style="list-style-type: none"> The BSE Limited – 523385 National Stock Exchange of India Limited – NILKAMAL <p>Non-Convertible Debentures</p> <ol style="list-style-type: none"> The BSE Limited – 973833 & 973834 	
Demat ISIN in NSDL and CDSL	<p>Equity Shares</p> <p>INE310A01015</p> <p>Non-Convertible Debentures</p> <p>INE310A07012 : Series A Senior, Secured, Rated, Listed, Redeemable, Non-Convertible Debentures</p> <p>INE310A07020 : Series B Senior, Secured, Rated, Listed, Redeemable, Non-Convertible Debentures of</p>	
Corporate Identification Number (CIN)	L25209DN1985PLC000162	

Market Price Data

BSE Limited			National Stock Exchange of India Limited		
Month	High(₹)	Low(₹)	Month	High(₹)	Low(₹)
April, 2023	2,238.90	1,742.10	April, 2023	2,242.00	1,720.00
May, 2023	2,433.85	1,977.80	May, 2023	2,439.00	1,952.00
June, 2023	2,480.00	2,196.90	June, 2023	2,490.00	2,195.45
July, 2023	2,800.00	2,362.55	July, 2023	2,805.00	2,339.15
August, 2023	2,775.25	2,299.95	August, 2023	2,789.00	2,300.55
September, 2023	2,540.00	2,218.60	September, 2023	2,499.00	2,249.60
October, 2023	2,439.00	2,231.00	October, 2023	2,460.00	2,201.00
November, 2023	2,385.65	2,130.05	November, 2023	2,399.20	2,151.05
December, 2023	2,349.95	2,198.60	December, 2023	2,335.00	2,195.05
January, 2024	2,355.00	2,145.20	January, 2024	2,263.05	2,145.00
February, 2024	2,210.20	1,948.00	February, 2024	2,199.00	1,945.00
March, 2024	2,044.95	1,700.00	March, 2024	2,038.75	1,690.00

Performance in comparison to broad-based indices such as BSE Sensex Share Price Movement during each month of the financial year 2023-2024*



* Sources www.bseindia.com.

Registrar and Transfer Agents and Share Transfer System

M/s. Link Intime India Private Limited (Link Intime), C-101, 247 Park, L.B.S. Marg, Vikhroli West, Mumbai: 400083; Tel: 8108116767, Fax: 022-49186060, Email: rnt.helpdesk@linkintime.co.in are the Registrar and Share Transfer Agents for physical shares of the Company. They are also the depository interface of the Company with both National Securities Depository Limited (NSDL) and Central Depository Services (India) Limited (CDSL).

Share transfer system: Transfers of equity shares in electronic form are effected through the depositories with no involvement of the Company. Shareholders holding shares in physical form may please note that instructions regarding change of address, bank details, email ids, nomination and power of attorney should be given to the Company's RTA i.e., Link Intime India Private Limited. Further as per the SEBI circular no. SEBI/HO/MIRSD/MIRSD_RTAMB/P/CIR/2022/8 dated 25th January, 2022, any listed companies shall henceforth issue the securities in dematerialized form only while processing any service request pertaining to issue of securities.

Share Transfer /Transmission audit: The Company has appointed a firm of Practicing Company Secretary to conduct the audit on yearly basis to ensure that the requests for the transmission of shares, issue of duplicate shares, dematerialisation, rematerialisation of shares of the Company are processed within the stipulated time period subject to lodgement of all the necessary documents by the concerned shareholders.

Share Capital Audit: The issued and paid up share capital is reconciled on a quarterly basis with the details of share capital admitted on National Securities Depository Limited ("NSDL"), Central Depository Services (India) Limited ("CDSL") and held in physical form by the shareholders. The quarterly audit of the Company's share capital is carried out by a Practicing Company Secretary with the object of reconciling the total share capital admitted with NSDL and CDSL and held in physical form, with the total issued and listed capital of the Company. The certificate of share capital audit received from the concerned Practicing Company Secretary is submitted to BSE and NSE and is also placed at the meetings of the Board of Directors of the Company on a quarterly basis.

DISTRIBUTION OF SHAREHOLDING AS ON MARCH 31, 2024.

No. of equity shares held	No. of Shareholders	% of Shareholders	No. of shares held	% of Shareholding
1-500	17,987	97.68	7,09,978	4.76
501 to 1000	199	1.08	1,47,365	0.99
1001 to 2000	97	0.53	1,42,599	0.96
2001 to 3000	30	0.16	76,061	0.51
3001 to 4000	10	0.05	34,220	0.23
4001 to 5000	10	0.05	46,350	0.31
5001 to 10000	24	0.13	1,64,747	1.1
10001 and above	58	0.32	1,36,01,205	91.14
Total	18,415	100.00	1,49,22,525	100.00

Shareholding Pattern as on March 31, 2024.

Category	No. of Shareholders	Voting Strength (%)	No. of shares
Promoter and Promoter Group	24	64.54	96,31,046
Mutual Funds	7	18.91	28,21,346
Alternate Investment Funds	3	0.22	32,261
Foreign Portfolio Investor	40	1.14	1,70,000
Financial Institution / Bank	1	0.00	300
Body Corporate	118	1.23	1,83,731
Public & Others	18,222	13.96	20,83,841
Total	18,415	100.00	1,49,22,525

Dematerialisation of shares and liquidity

99.41% of the Company's Share Capital is dematerialised as on March 31, 2024. The Company's shares are regularly traded on the BSE Limited and the National Stock Exchange of India Limited.

Description	Shares	% to Equity
No. of Physical Shares	69,804	0.47
No. of Shares held in dematerialised form in NSDL	1,37,96,307	92.45
No. of Shares held in dematerialised form in CDSL	10,56,414	7.08
Total	1,49,22,525	100

Outstanding GDRs/ ADRs/ Warrants or any Convertible Instruments, conversion date and likely impact on equity

As on date, the Company has not issued GDRs, ADRs or any other Convertible Instruments.

Plant Locations

The Company's plants are located at Barjora (West Bengal), Bhiwandi and Sinnar (Maharashtra), Hosur (Tamilnadu), Jammu (Jammu and Kashmir), Kharadpada and Vasona (Union Territory of Dadra and Nagar Haveli and Daman and Diu), Noida (Uttar Pradesh), Puducherry (Puducherry) and Gurugram (Haryana).

Address for Correspondence

Investors can communicate at the following addresses:

- Ms. Priti P. Dave – Company Secretary**
Nilkamal Limited
Nilkamal House,
77/78, Road No. 13/14, MIDC,
Andheri-East, Mumbai 400 093.
Tel:- 022-42358888 Fax:- 022-26818080
E-mail:- investor@nilkamal.com
- M/s. Link Intime India Private Limited**
Registrar and Transfer Agents
C-101, 247 Park, L.B.S. Marg,
Vikhroli West, Mumbai : 400083
Tel: 8108116767, Fax: 022-49186060
Email: rnt.helpdesk@linkintime.co.in

Credit Ratings

The Credit Ratings of the Company for all the debt instruments as on March 31, 2024 is as below: -

Total Bank Loan Facilities Rated	₹ 573.75 Crore
Long-Term Rating	CARE AA; Stable (Reaffirmed)
Short-Term Rating	CARE A1+ (Reaffirmed)
₹ 200 Crores Non-convertible debentures	CARE AA; Stable (Reaffirmed)
₹ 200 Crores Commercial paper (Carved out)*	CARE A1+ (Reaffirmed)

* craved out of the sanctioned working capital limits of the Company

MANAGING DIRECTOR'S DECLARATION FOR COMPLIANCE WITH CODE OF CONDUCT

To the Members of
NILKAMAL LIMITED

I hereby confirm that all the members of the Board and Senior Management have affirmed compliance with the Code of Conduct framed by the Company.

For **Nilkamal Limited**

Place: Mumbai
Date: May 14, 2024

Hiten V. Parekh
Managing Director

CERTIFICATE OF NON-DISQUALIFICATION OF DIRECTORS

[Pursuant to Regulation 34(3) and Schedule V Para C clause (10)(i) of the SEBI
(Listing Obligations and Disclosure Requirements) Regulations, 2015]

To

**The Members
Nilkamal Limited,**

Survey No. 354/2 & 354/3,
NR Rakholi Bridge Silvassa, Khavel Road,
Silvassa, Dadra and Nagar Haveli - 396230

We have examined the relevant registers, records, forms, returns and disclosures received from the Directors of Nilkamal Limited (CIN-L25209DN1985PLC000162) and having its Corporate Office at Nilkamal House, 77/78, Road No. 13/14, MIDC Andheri, Mumbai - 400093 (hereinafter referred to as 'the Company'), produced before us by the Company for the purpose of issuing this Certificate, in accordance with Regulation 34(3) read with Schedule V Para-C Sub clause 10(i) of the Securities and Exchange Board of India (Listing Obligations and Disclosure Requirements) Regulations, 2015.

In our opinion and to the best of our information and according to the verifications (including Directors Identification Number (DIN) status on the MCA website www.mca.gov.in) as considered necessary, and explanations furnished to us by the Company & its officers, we hereby certify that none of the Directors on the Board of the Company, as stated below, for the financial year ended March 31, 2024, have been debarred or disqualified from being appointed or continuing as directors on the boards of the companies by the Securities and Exchange Board of India, Ministry of Corporate Affairs, or any such other Statutory/ Regulatory authority.

Sr. No.	Name of the Director	Designation	DIN
1.	Ms. Hiroo Mirchandani*	Independent Director	06992518
2.	Mr. K. R. Ramamoorthy	Independent Director	00058467
3.	Mr. K. Venkataramanan	Independent Director	00001647
4.	Mr. Mahendra V. Doshi	Independent Director	00123243
5.	Mr. Muzzafal Federal	Independent Director	03409798
6.	Mr. S. K. Palekar	Independent Director	01723670
7.	Mr. Hiten V. Parekh	Managing Director	00037550
8.	Mr. Manish V. Parekh	Joint Managing Director	00037724
9.	Mr. Mihir H. Parekh**	Non-Executive Director	07308466
10.	Mr. Nayan S. Parekh	Executive Director	00037597
11.	Mr. Sharad V. Parekh	Non-Executive Director	0003547
12.	Mr. Ashok Kumar Goel***	Independent Director	00025350
13.	Ms. Kavita R. Shah****	Independent Director	02566732

* Resigned from Directorship of the Company w.e.f 29th June, 2023

**Resigned from Directorship of the Company w.e.f 1st November, 2023

***Appointed as Independent Director on 1st November, 2023

****Appointed as Independent Director on 18th September, 2023

Ensuring the eligibility for the appointment/ continuity of every Director on the board of the Company is the responsibility of the management of the Company. Our responsibility is to express an opinion on these based on our verification. This Certificate is neither an assurance as to the future viability of the Company nor of the efficiency or effectiveness with which the management has conducted the affairs of the Company.

For N. L. Bhatia & Associates
Company Secretaries
UIN: P1996MH055800
P/R No.: 700/2020

Bhaskar Upadhyay
Partner
FCS: 8663
CP. No. 9625
UDIN: F008663F000362896

Place: Mumbai

Date: May 14, 2024

Independent Auditor's Report on compliance with the conditions of Corporate Governance as per provisions of Chapter IV of Securities and Exchange Board of India (Listing Obligations and Disclosure Requirements) Regulations, 2015, as amended

To the Members of Nilkamal Limited

1. The Corporate Governance Report prepared by Nilkamal Limited (hereinafter the "Company"), contains details as specified in regulations 17 to 27, clauses (b) to (i) and (t) of sub – regulation (2) of regulation 46 and para C, D, and E of Schedule V of the Securities and Exchange Board of India (Listing Obligations and Disclosure Requirements) Regulations, 2015, as amended ("the Listing Regulations") ('Applicable criteria') for the year ended March 31, 2024 as required by the Company for annual submission to the Stock exchange.

Management's Responsibility

2. The preparation of the Corporate Governance Report is the responsibility of the Management of the Company including the preparation and maintenance of all relevant supporting records and documents. This responsibility also includes the design, implementation and maintenance of internal control relevant to the preparation and presentation of the Corporate Governance Report.
3. The Management along with the Board of Directors are also responsible for ensuring that the Company complies with the conditions of Corporate Governance as stipulated in the Listing Regulations, issued by the Securities and Exchange Board of India.

Auditors' Responsibility

4. Pursuant to the requirements of the Listing Regulations, our responsibility is to provide a reasonable assurance in the form of an opinion whether, the Company has complied with the conditions of Corporate Governance as specified in the Listing Regulations.
5. We conducted our examination of the Corporate Governance Report in accordance with the Guidance Note on Reports or Certificates for Special Purposes and the Guidance Note on Certification of Corporate Governance, both issued by the Institute of Chartered Accountants of India ("ICAI"). The Guidance Note on Reports or Certificates for Special Purposes requires that we comply with the ethical requirements of the Code of Ethics issued by ICAI.
6. We have complied with the relevant applicable requirements of the Standard on Quality Control (SQC) 1, Quality Control for Firms that Perform Audits and Reviews of Historical Financial Information, and Other Assurance and Related Services Engagements.
7. The procedures selected depend on the auditor's judgement, including the assessment of the risks associated in compliance of the Corporate Governance Report with the applicable criteria. Summary of procedures performed include.
 - i. Read and understood the information prepared by the Company and included in its Corporate Governance Report;
 - ii. Obtained and verified that the composition of the Board of Directors with respect to executive and non-executive directors has been met throughout the reporting period;
 - iii. Obtained and read the Register of Directors as on March 31, 2024 and verified that at least one independent woman director was on the Board of Directors throughout the year;
 - iv. Obtained and read the minutes of the following committee meetings / other meetings held April 01, 2023 to March 31, 2024:
 - a) Board of Directors;
 - b) Audit Committee;
 - c) Annual General Meeting (AGM) / Extra Ordinary General Meeting (EGM);
 - d) Nomination and Remuneration Committee;
 - e) Stakeholders Relationship Committee;
 - F) Risk Management Committee
 - v. Obtained necessary declarations from the directors of the Company.
 - vi. Obtained and read the policy adopted by the Company for related party transactions.

- vii. Obtained the schedule of related party transactions during the year and balances at the year- end. Obtained and read the minutes of the audit committee meeting where in such related party transactions have been pre-approved prior by the audit committee.
 - viii. Performed necessary inquiries with the management and also obtained necessary specific representations from management.
8. The above-mentioned procedures include examining evidence supporting the particulars in the Corporate Governance Report on a test basis. Further, our scope of work under this report did not involve us performing audit tests for the purposes of expressing an opinion on the fairness or accuracy of any of the financial information or the financial statements of the Company taken as a whole.

Opinion

9. Based on the procedures performed by us, as referred in paragraph 7 above, and according to the information and explanations given to us, we are of the opinion that the Company has complied with the conditions of Corporate Governance as specified in the Listing Regulations, as applicable for the year ended March 31, 2024, referred to in paragraph 4 above.

Other matters and Restriction on Use

10. This report is neither an assurance as to the future viability of the Company nor the efficiency or effectiveness with which the management has conducted the affairs of the Company.
11. This report is addressed to and provided to the members of the Company solely for the purpose of enabling it to comply with its obligations under the Listing Regulations with reference to compliance with the relevant regulations of Corporate Governance and should not be used by any other person or for any other purpose. Accordingly, we do not accept or assume any liability or any duty of care or for any other purpose or to any other party to whom it is shown or into whose hands it may come without our prior consent in writing. We have no responsibility to update this report for events and circumstances occurring after the date of this report.

For **S R B C & CO LLP**

Chartered Accountants

Firm's Registration No: 324982E/E300003

per Ravi Bansal

Partner

Membership No. 049365

ICAI UDIN: 24049365BKGVJE1847

Place of Signature: Mumbai

Date: May 14, 2024

MANAGING DIRECTOR / CFO CERTIFICATION

We the undersigned, in our respective capacities as Managing Director and Chief Financial Officer of Nilkamal Limited ("the Company") to the best of our knowledge and belief certify that:

- (a) We have reviewed Financial Statements and the Cash Flow Statement for the year ended March 31, 2024 and that to the best of our knowledge and belief:
 - i) These statements do not contain any materially untrue statement or omit any material fact or contain statements that might be misleading;
 - ii) These statements together present a true and fair view of the Company's affairs and are in compliance with existing accounting standards, applicable laws and regulations.
- (b) There are, to the best of our knowledge and belief, no transactions entered into by the Company during the year which are fraudulent, illegal or violative of the Company's Code of Conduct.
- (c) We accept responsibility for establishing and maintaining Internal Controls for financial reporting and that we have evaluated the effectiveness of Internal Control systems of the Company pertaining to financial reporting and we have disclosed to the Auditors and the Audit Committee, deficiencies in the design or operation of such Internal Controls, if any, of which we are aware and the steps we have taken or propose to take to rectify these deficiencies.
- (d) We have indicated to the Auditors and the Audit Committee, if any;
 - i) Significant changes in the Internal Control over financial reporting during the year ended March 31, 2024;
 - ii) Significant changes in accounting polices during the year ended March 31, 2024 and that the same have been disclosed in the notes to the Financial Statements; and
 - iii) Instances of significant fraud of which we have become aware and the involvement therein, if any, of the management or an employee having a significant role in the Company's Internal Control System over financial reporting.

For **Nilkamal Limited**For **Nilkamal Limited**

Place: Mumbai
Date: May 14, 2024

Hiten V. Parekh
Managing Director

Paresh B. Mehta
Chief Financial Officer

BUSINESS RESPONSIBILITY AND SUSTAINABILITY REPORT

SECTION A: GENERAL DISCLOSURES

I. Details of the listed entity

1	Corporate Identity Number (CIN) of the Listed Entity	L25209DN1985PLC000162
2	Name of the Listed Entity	Nilkamal Limited
3	Year of incorporation	5 th December, 1985
4	Registered office address	Survey No. 354/2 and 354/3, Near Rakholi Bridge, Silvassa-Khanvel Road, Vasona, Silvassa – 396 230, Union Territory of Dadra and Nagar Haveli and Daman and Diu.
5	Corporate address	Nilkamal House, 77/78, Road No.13/14, MIDC, Andheri (E), Mumbai – 400 093, Maharashtra.
6	E-mail	investor@nilkamal.com
7	Telephone	022 4235 8888
8	Website	www.nilkamal.com
9	Financial year for which reporting is being done	April 1, 2023 to March 31, 2024
10	Name of the Stock Exchange(s) where shares are listed	BSE Limited and National Stock Exchange of India Limited
11	Paid-up Capital	₹ 1,492.25 Lakhs
12	Name and contact details (telephone, email address) of the person who may be contacted in case of any queries on the BRSR report	Mr. Paresh B. Mehta, CFO. Email Id: investor@nilkamal.com Contact Number: 022 42358888
13	Reporting boundary - Are the disclosures under this report made on a standalone basis (i.e. only for the entity) or on a consolidated basis (i.e. for the entity and all the entities which form a part of its consolidated financial statements, taken together).	This report is being prepared on Standalone basis for Nilkamal Limited.
14	Name of assurance provider	Not applicable for FY 2024
15	Type of assurance obtained	Not applicable for FY 2024

II. Products/services

16. Details of business activities (accounting for 90% of the turnover):

S. No.	Description of Main Activity	Description of Business Activity	% of Turnover of the entity
1	Manufacturing	Manufacturing of Plastics & other products	83.75%
2	Retail Trade	Lifestyle Furniture, Furnishings & Accessories & E-Commerce	9.57%

17. Products/Services sold by the entity (accounting for 90% of the entity's Turnover):

S. No.	Product/Service	NIC Code	% of total Turnover contributed
1	Manufacturing of Plastics & other products	222	83.75%
2	Retail sales in non-specialized stores	471	5.00%
3	Retail sale Via E-Commerce	479	4.57%

III. Operations

18. Number of locations where plants and/or operations/offices of the entity are situated:

Location	Number of plants	Number of offices	Total
National	10	121	131
International	–	–	–

19. Markets served by the entity:

a. Number of locations

Locations	Number
National (No. of States including UTs)	36
International (No. of Countries)	52

- b. What is the contribution of exports as a percentage of the total turnover of the entity?

Exports sales of ₹ 5,788 Lakhs was made during the year 2023-24. The contribution of Exports as a percentage to total turnover is about 1.85%.

- c. A brief on types of customers:

Nilkamal serves B2B, B2C & D2C customers.

IV. Employees

20. Details as at the end of Financial Year:

- a. Employees and workers (including differently abled):

S. No.	Particulars	Total (A)	Male		Female	
			No. (B)	% (B / A)	No. (C)	% (C / A)
EMPLOYEES						
1.	Permanent (D)	2,898	2,677	92	221	8
2.	Other than Permanent (E)	0	0	0	0	0
3.	Total employees (D + E)	2,898	2,677	92	221	8
DIFFERENTLY ABLED EMPLOYEES						
4.	Permanent (F)	738	738	100	0	0
5.	Other than Permanent (G)	7,552	7,419	98	133	2
6.	Total workers (F + G)	8,290	8,157	98	133	2

- b. Differently abled Employees and workers:

S. No	Particulars	Total (A)	Male		Female	
			No. (B)	% (B / A)	No. (C)	% (C / A)
DIFFERENTLY ABLED EMPLOYEES						
1.	Permanent (D)	0	0	0	0	0
2.	Other than Permanent (E)	0	0	0	0	0
3.	Total differently abled employees (D + E)	0	0	0	0	0
DIFFERENTLY ABLED WORKERS						
4.	Permanent (F)	1	1	100	0	0
5.	Other than permanent (G)	0	0	0	0	0
6.	Total differentlyabled workers (F + G)	1	1	100	0	0

21. Participation/Inclusion/Representation of women

	Total(A)	No. and percentage of Females	
		No. (B)	% (B / A)
Board of Directors	11	1	9%
Key Management Personnel	2	1	50%

22. Turnover rate for permanent employees and workers

(disclose trends for the past 3 years)

	FY 2023-24			FY 2022-23			FY 2021-22		
	Male	Female	Total	Male	Female	Total	Male	Female	Total
Permanent Employees	21.5%	1.6%	23%	20%	2%	22%	16%	2%	18%
Permanent Workers	6%	0%	6%	5%	0%	5%	4%	0%	4%

V. Holding, Subsidiary and Associate Companies (including joint ventures)

23. (a) Names of holding / subsidiary / associate companies / joint ventures

S. No.	Name of the holding /subsidiary / associate companies /joint ventures(A)	Indicate whether holding/ Subsidiary/ Associate/ Joint Venture	% of shares held by listed entity	Does the entity indicated at column A, participate in the Business Responsibility initiatives of the listed entity? (Yes/No)
1.	* Nilkamal Storage Systems Private Limited	Subsidiary	100%	Yes
2.	Nilkamal Crates and Bins, FZE	Subsidiary	100%	No
3.	Nilkamal Foundation	Subsidiary	98%	No
4.	Nilkamal Eswaran Plastics (Private) Limited	Subsidiary	96.28%	No
5.	Nilkamal Eswaran Marketing (Private) Limited	Subsidiary	96.28%	No
6.	Cambro Nilkamal Private Limited	Associate	50%	Yes

*Note:- Nilkamal Storage Systems Private Limited, the wholly owned subsidiary of the Company is Amalgamated with the Company effective from 22nd April, 2023. The appointed date of the Amalgamation is 1st October, 2022.

VI. CSR Details

24. (i) Whether CSR is applicable as per section 135 of Companies Act, 2013: Yes

(ii) Turnover (in ₹) : 31,34,10,96,659/-

(iii) Net worth (in ₹) : 13,29,81,73,000/-

VII. Transparency and Disclosures Compliances

25. Complaints/Grievances on any of the principles (Principles 1 to 9) under the National Guidelines on Responsible Business Conduct:

Stakeholder group from whom complaint is received	Grievance Redressal Mechanism in Place (Yes/No) (If Yes, then provide web-link for grievance redress policy)*	FY 2023-2024			FY 2022 - 2023		
		Number of complaints filed during the year	Number of complaints pending resolution at close of the year	Remarks	Number of complaints filed during the year	Number of complaints pending resolution at close of the year	Remarks
Shareholders	Yes	4	0	All complaints resolved	3	0	All complaints Resolved
Employees and workers	Yes	5	0	All grievances resolved.	0	0	No grievance received.
Customers & Value Chain Partners – Distributors, Franchisee	Yes	311	7	regarding manufacturing, packaging & quality.100% pending complaints resolved for previous year	351	13	regarding manufacturing, packaging & quality.100% pending complaints resolved for previous year

* The Policies of the Company are placed on the Company/s website under Corporate Governance section and the same can be accessed through the weblink: <https://nilkamal.com/corporate-governance/> & <https://www.nilkamalfurniture.com/pages/esclation-form>. Further, there are some internal policies placed on the intranet of the Company.

26. Overview of the entity's material responsible business conduct issues –

Please indicate material responsible business conduct and sustainability issues pertaining to environmental and social matters that present a risk or an opportunity to your business, rationale for identifying the same, approach to adapt or mitigate the risk along-with its financial implications, as per the following format

S. No.	Material issue identified	Indicate whether risk or opportunity (R/O)	Rationale for identifying the risk / opportunity	In case of risk, approach to adapt or mitigate	Financial implications of the risk or opportunity (Indicate positive or negative implications)
1	Occupational Health and Safety (OHS) and Environment Safety	Risk and Opportunity	Risk: Inherently associated with business activities and processes. Opportunity: Strong internal controls and governance mechanism are in place at each of the factory. This improves the employee /worker safety and overall health wellbeing, leading to improved productivity.	The assessment of health and environmental risks are done on a continuous basis. Various methods to mitigate risk are done from time to time. The Grievance redressal mechanism is in place. At each of the factory, proper remedial action are planned and implemented.	Risk: Negative Opportunity: Positive
2	Safety risk	Risk and Opportunity	The manufacturing operations of the Company require employees to interact with plant, machinery, and material handling equipment, all of which carry an inherent risk of injury	Adherence to safety standards, the Company's EHS Policy and highest operational standards for handling hazardous materials at plants;	Positive: Adoption Of safety related protocols and measures to create a safe work environment. Negative: Impact on health and well-being of employees at the Company.
3	Reputation	Opportunity	Bad publicity arising out of any act/ inaction by the Company on social media or any other platform	<ul style="list-style-type: none"> • Active monitoring of voices on social media and having a crisis management plan ready; • Actively addressing product complaints; • Ensuring product delivery as promised; • Compliance with all regulatory norms; • Strengthening corporate governance norms, including adherence to the code of conduct by all; and • Sign off for all Product/Warranty promises to the customer. 	Positive: Opportunity to improve brand presence and reputation through proactively managing possible issues.
4	Social responsibility towards society	Opportunity	The Company had formalized a process of earmarking a portion of its profits each year to support projects which fulfil a social obligation. The Company primarily implements its CSR initiatives on its own through NGOs or through the Nilkamal Foundation, a Section 8 Company. Key areas of CSR activities in FY23-24 were: 1. Education 2. Employment enhancing vocation skills and livelihood enhancement projects	-	Positive

S. No.	Material issue identified	Indicate whether risk or opportunity (R/O)	Rationale for identifying the risk / opportunity	In case of risk, approach to adapt or mitigate	Financial implications of the risk or opportunity (Indicate positive or negative implications)
			<p>3. Promoting healthcare including Sanitation and preventive healthcare.</p> <p>Positive: The Company recognizes the importance of being socially responsible.</p>		
5	Supply Chain Management	Risk and Opportunity	<p>Risk: The supply chain and high dependency on limited suppliers / vendors can adversely affect the procurement.</p> <p>Opportunity: The relationships with suppliers/vendors are maintained so as to have the uninterrupted supplies.</p>	The Company's relationship with multiple suppliers/vendors are decades old. Continuous discussions with the suppliers/vendors are maintained to ensure that the production is not hampered due to the required supplies.	Positive
6	Reduction in emission of carbon and other hazardous gases / phasing out lead stabilers	Opportunity	<p>Opportunity: Geographical presence of the Company through its manufacturing plants spread across the country results in reduced transportation and thereby reduction of emission of carbon and other hazardous gases in the environment.</p>	-	Positive
7	Risk Management and Cyber Security	Risk	The inadequacy of risk mapping and management system adversely affects the overall business operations and relationship with the customers.	Risk Management Committee constituted by the Board ensures that timely actions are taken on the actual and or potential threats, so as to mitigate the adverse effects.	Negative
8	Employee Wellbeing	Opportunity	<p>Opportunities:</p> <ul style="list-style-type: none"> - Prioritizing employee well-being can lead to increased productivity, efficiency, and overall job satisfaction. - By promoting employee well-being, a supportive work environment can be created that reduces absenteeism and turnover rates. 		<p>Positive:</p> <ul style="list-style-type: none"> - Healthy and engaged employees tend to be more motivated, focused, and committed to their work. - When employees feel valued and their wellbeing is prioritized, they are more likely to remain with the company, reducing the costs and disruptions associated with high turnover.

SECTION B: MANAGEMENT AND PROCESS DISCLOSURES

This section is aimed at helping businesses demonstrate the structures, policies and processes put in place towards adopting the NGRBC Principles and Core Elements.

Disclosure Questions	P 1	P 2	P 3	P 4	P 5	P 6	P 7	P 8	P 9
Policy and management processes									
1. a. Whether your entity's policy/policies cover each principle and its core elements of the NGRBCs. (Yes/No)	Yes	Yes	Yes	Yes	Yes	Yes	Yes	Yes	Yes
b. Has the policy been approved by the Board? (Yes/No)	The Policies which are statutorily required to be adopted by the Board, have been approved by them, while the others policies are formulated and implemented by the Human resources department of the Company.								
c. Web Link of the Policies, if available	Refer Note 1								
2. Whether the entity has translated the policy into procedures. (Yes / No)	Yes	Yes	Yes	Yes	Yes	Yes	Yes	Yes	Yes
3. Do the enlisted policies extend to your value chain partners? (Yes/No)	The Company encourages the value chain partners to follow its policies								
4. Name of the national and international codes/certifications/labels/ standards (e.g. Forest Stewardship Council, Fairtrade, Rainforest Alliance, Trustea) standards (e.g. SA 8000, OHSAS, ISO, BIS) adopted by your entity and mapped to each principle.	Yes. The policies confirm with the standards laid in the National Voluntary Guidelines on Social, Environmental and Economic Responsibilities of Business issued by the Ministry of Corporate Affairs, Government of India and also of the requirements of the Companies Act, 2013, BIFMA Level 3 and Green-guard certifications from UK cert, ISO 45001:2018, International Standards namely ISO 9001 - 2015, ISO 14001 -2015, ISO 50001-2018 etc.								
5. Specific commitments, goals and targets set by the entity with defined timelines, if any.	The Company has set targets for ESG commitment, inter alia, related to Energy conservation, Nature positive, Safe workplace, equitable & inclusive workplace, Water stewardship, Ethics, transparency, quality and accountability, governance and Sustainable supply chain management. The Company monitors the performance against the specific commitments on an ongoing basis.								
6. Performance of the entity against the specific commitments, goals and targets along-with reasons in case the same are not met.	The Board of Directors of the Company has empowered the Management to exercise oversight on the implementation of targets committed under ESG.								

Governance, leadership and oversight**7. Statement by director responsible for the business responsibility report, highlighting ESG related challenges, targets and achievements (listed entity has flexibility regarding the placement of this disclosure)**

Nilkamal undertakes its welfare activities directly and through its implementing Agency Nilkamal Foundation. The Company has focused primarily on Upgradation of educational facilities, educational assistance to downtrodden and economically deprived students of the society, Promoting healthcare including Sanitation and preventive healthcare, Employment enhancing vocation skills amongst industrial workers etc.

Nilkamal is moving towards sustainable development by reducing the carbon emission and mitigating the adverse impacts on environment. The Company's strategy is to combat adverse climate change, transitioning to low a carbon emission and thereby reduction in carbon footprint and taking the required initiatives to monitor and reduce energy consumption. The Company is continuously driving towards the usage of more and more green energy for its manufacturing activities.

8. Details of the highest authority responsible for implementation and oversight of the Business Responsibility policy (ies).

Mr. Hiten V. Parekh
Managing Director
Din: 00037550

<p>9. Does the entity have a specified Committee of the Board/ Director responsible for decision making on sustainability related issues? (Yes / No). If yes, provide details.</p>	<p>Corporate Social Responsibility Committee (CSR Committee). For composition of CSR Committee, please refer Page 22 of the Annual Report FY 2023-24.</p>
<p>10. Details of Review of NGRBCs by the Company:</p>	
<p>Subject for Review</p>	<p>Review of principles undertaken by and frequency</p>
<p>Performance against above policies and follow up action</p>	<p>The performance against the BRSR Policies is reviewed periodically and as and when need arises. The updates in policies are carried out after considering the reviews and suggestions of the Executive Directors and Business heads.</p>
<p>Compliance with statutory requirements of relevance to the principles, and, rectification of any non-compliances</p>	<p>The Company is in Compliance with all the statutory requirements of principles to the extent applicable.</p>
<p>11. Has the entity carried out independent assessment/ evaluation of the working of its policies by an external agency? (Yes/No). If yes, provide name of the agency.</p>	
<p>No</p>	

Note 1:

Principle(s)	Applicable Policies	Link for policies
<p>Principle 1: Businesses should conduct and govern themselves with Integrity, and in a manner that is Ethical, Transparent and Accountable</p>	<p>Code of Conduct to Regulate, Monitor and Report Trading by Designated Person, Code of Practices and Procedures for Fair Disclosure of Unpublished Price Sensitive Information, Policy on dealing with and materiality of Related Party Transactions, Whistle Blower Policy</p>	<p>https://nilkamal.com/corporate-governance/ https://nilkamal.com/wp-content/uploads/2024/05/Code-of-Conduct..pdf https://nilkamal.com/wp-content/uploads/2019/05/CODES-OF-PRACTICES-AND-PROCEDURES-FOR-FAIR.pdf https://nilkamal.com/wp-content/uploads/2024/06/Policy-On-Materiality-of-and-Dealing-With-Related-Party-Transactions-1.pdf</p>
<p>Principle 2: Businesses should provide goods and services in a manner that is sustainable and safe</p>	<p>Environment, Health and Safety Policy</p>	<p>https://nilkamal.com/wp-content/uploads/2019/01/Environment_Policy.pdf https://nilkamal.com/wp-content/uploads/2019/01/Health_and_Safety_Policy.pdf</p>
<p>Principle 3: Businesses should respect and promote the well-being of all employees, including those in their value chains</p>	<p>Anti Sexual Harassment Policy, Standard Code of Conduct for employees & Internal HR Policies for Employees</p>	<p>https://nilkamal.com/wp-content/uploads/2024/05/Code-of-Conduct..pdf</p>
<p>Principle 4: Businesses should respect the interests of and be responsive to all its stakeholders</p>	<p>CSR Policy, Customer Policy, Standard Code of Conduct for employees, Code of Practices and Procedures for Fair Disclosure of Unpublished Price Sensitive Information.</p>	<p>https://nilkamal.com/wp-content/uploads/2019/01/CSR-Policy-1.pdf https://nilkamal.com/wp-content/uploads/2024/05/Code-of-Conduct..pdf https://nilkamal.com/wp-content/uploads/2019/05/CODES-OF-PRACTICES-AND-PROCEDURES-FOR-FAIR.pdf</p>
<p>Principle 5: Businesses should respect and promote human rights</p>	<p>Standard Code of Conduct for employees</p>	<p>https://nilkamal.com/wp-content/uploads/2024/05/Code-of-Conduct..pdf</p>
<p>Principle 6: Businesses should respect and make efforts to protect and restore the environment</p>	<p>Environment, Health and Safety Policy</p>	<p>https://nilkamal.com/wp-content/uploads/2019/01/Environment_Policy.pdf https://nilkamal.com/wp-content/uploads/2019/01/Health_and_Safety_Policy.pdf</p>
<p>Principle 7: Businesses, when engaging in influencing public and regulatory policy, should do so in a manner that is responsible and transparent</p>	<p>NA</p>	<p>NA</p>
<p>Principle 8: Businesses should promote inclusive growth and equitable development</p>	<p>CSR Policy</p>	<p>https://nilkamal.com/wp-content/uploads/2019/01/CSR-Policy-1.pdf</p>
<p>Principle 9: Businesses should engage with and provide value to their consumers in a responsible manner</p>	<p>Customer Policy</p>	<p>https://nilkamal.com/corporate-governance/</p>

12. If answer to question (1) above is "No" i.e. not all Principles are covered by a policy, reasons to be stated:

Questions	P1	P2	P3	P4	P5	P6	P7	P8	P9
The entity does not consider the Principles material to its business (Yes/No)	Not Applicable								
The entity is not at a stage where it is in a position to formulate and implement the policies on specified principles (Yes/No)									
The entity does not have the financial or/human and technical resources available for the task (Yes/No)									
It is planned to be done in the next financial year (Yes/No)									
Any other reason (please specify)									

SECTION C: PRINCIPLE WISE PERFORMANCE DISCLOSURE

PRINCIPLE 1 Businesses should conduct and govern themselves with integrity, and in a manner that is Ethical, Transparent and Accountable.

Essential Indicators

1. Percentage coverage by training and awareness programmes on any of the Principles during the financial year:

Segment	Total number of training and awareness programmes held	Topics / principles covered under the training and its impact	% age of persons in respective category covered by the awareness programmes
Board of Directors (BoD)	9	https://nilkamal.com/wp-content/uploads/2024/04/Familiarization-Programme-For-Independent-Directors-2023-24-1.pdf	100
Key Managerial Personnel (KMPs)	9		100
Employees other than BoD and KMPs	3 classroom sessions conducted	Health and Safety trainings, Code of business conduct, whistle blower & PoSH policies etc.	97%
Workers	Multiple classroom sessions conducted	Health and Safety trainings, Code of business conduct, whistle blower and PoSH policies etc.	70%

2. Details of fines / penalties /punishment/ award/ compounding fees/ settlement amount paid in proceedings (by the entity or by directors / KMPs) with regulators/ law enforcement agencies/ judicial institutions, in the financial year, in the following format (Note: the entity shall make disclosures on the basis of materiality as specified in Regulation 30 of SEBI (Listing Obligations and Disclosure Obligations) Regulations, 2015 and as disclosed on the entity’s website):

Monetary					
	NGRBC Principle	Name of the regulatory/ enforcement agencies/ judicial institutions	Amount (In INR)	Brief of the Case	Has an Appeal been referred? (Yes/No)
Penalty/ Fine	NIL				
Settlement					
Compounding Fee					
Non-Monetary					
	NGRBC Principle	Name of the regulatory/ enforcement agencies/ judicial institutions	Brief of the Case	Has an appeal been preferred? (Yes/No)	
Imprisonment	NIL				
Punishment					

3. Of the instances disclosed in Question 2 above, details of the Appeal/ Revision preferred in cases where monetary or non-monetary action has been appealed.

Case Details	Name of the regulatory/ enforcement agencies/ judicial institutions
Not Applicable	

4. Does the entity have an anti-corruption or anti-bribery policy? If yes, provide details in brief and if available, provide a web-link to the policy.

In the Companies policy named "Standard code of conduct for employees", the guidance on Bribery and Corruption is outlined. Our employees and those representing us, including agents and intermediaries shall not directly or indirectly, offer or receive any illegal or improper payments or comparable benefits that are intended or perceived to obtain undue favours for the conduct of our business.

The policy is placed on the Company's website at, <https://nilkamal.com/wp-content/uploads/2024/05/Code-of-Conduct..pdf>

5. Number of Directors/KMPs/employees/workers against whom disciplinary action was taken by any law enforcement agency for the charges of bribery/ corruption:

	FY 2023-24	FY 2022-23
Directors	Nil	Nil
KMPs	Nil	Nil
Employees	Nil	Nil
Workers	Nil	Nil

6. Details of complaints with regard to conflict of interest:

	FY 2023-24		FY 2022-23	
	Number	Remarks	Number	Remarks
Number of complaints received in relation to issues of Conflict of interest of Directors	0	None	0	None
Number of complaints received in relation to issues of Conflict of interest of KMPs	0	None	0	None

7. Provide details of any corrective action taken or underway on issues related to fines / penalties / action taken by regulators/ law enforcement agencies/ judicial institutions, on cases of corruption and conflicts of interest.

There were no cases of corruption or conflicts of interest which required action by regulators / law enforcement agencies / judicial institutions.

8. Number of days of accounts payables (Accounts payable *365) / Cost of goods/services procured) in the following format

	FY 2023-24	FY 2022-23
Number of days of accounts payables	42.50	43.26

9. Openness of business

Provide details of concentration of purchases and sales with trading houses, dealers and related parties along with loans and advances and investments, with related parties, in the following format:

Parameter	Metrics	FY 2023-24	FY 2022-23
Concentration of Purchases	a. Purchases from trading houses as % of total purchases	0.22%	0.19%
	b. Number of trading houses where purchases are made from	6	4
	c. Purchases from top 10 trading houses as % of total purchases from trading houses	100 %	100%
Concentration of Sales	a. Sales to dealers / distributors as % of total sales	23.57%	24.89%
	b. Number of dealers / distributors to whom sales are made	2,563	2,458
	c. Sales to top 10 dealers / distributors as % of total sales to dealers / distributors	13.29%	13.73%
Share of RPTs	a. Purchases (Purchases with related parties / Total Purchases)	1.45%	1.47%
	b. Sales (Sales to related parties / Total Sales)	1.10%	1.33%
	c. Loans & advances (Loans & advances given to related parties / Total loans & advances)	10.58%	16.21%
	d. Investments (Investments in related parties / Total Investments made)	9.28%	87.91%

Leadership Indicators**1. Awareness programmes conducted for value chain partners on any of the Principles during the financial year: -**

During the year the Company has undertaken training programmes for its dealers, sales agents, vendors, suppliers, customers. The Company also upgrades the skill of its assemblers by providing trainings at its State of Art training center at Bhiwandi so as to enable them to provide a seamless service to its customers.

Total number of awareness programmes held	Topics / principles covered under the training	% age of value chain partners covered (by value of business done with such partners) under the awareness programmes	Remarks
1	Franchisee Owned Franchisee Operated (FOFO) Meet	30% of partners were visited individually, and trained on retail matrices, maintaining display standards through VMs.	
2	Channel Partner (CP) Meet	60 % Contribution of Total Furniture Sale	
8	FOFO Product Training & Soft skills.	70% of partner staff were trained on products through online by the merchandising team, on product features and new products. 20% of FOFO assemblers were trained by the expert QC team at Bhiwandi.	
1	Online Meet with Depot in-charge regarding damage documentation & Depot operations.	100% Depot In - charge were covered.	
2	Branch Commercial officer (BCO) meet regarding company Credit Policies	100% BCOs were covered for effective credit policy adherence.	
3	Sales Meet for product and sales strategy for the year	100% of Branch Managers and Regional Mangers attended the meet	
3	Product training to Sales team-Molded Furniture (MF)	100% of Branch Managers and Regional Managers were covered	Product training on existing and new products in MF range
16	Region wise Product Training- Mattress	100% of Sales Team were covered	
2	New Fashion colour were introduced for regular products	New Fashion colour for the selected range of regular products were introduced before season to get better mileage	
2	Products enhancement	In existing models new design and colours introduced for product enhancement.	
1	Tritone technology introduced in Moulded Chair	First time in India Tritone technology used for Moulded chair	
4	Created focus product group for enhancement of placement.	For high potential products, focus products group have been created to enhance the placement.	
3	RF Utility product portfolio for LFOs	RF Super 40s products range have been developed to support large furniture outlets and general trade.	
1	Customer segmentation for optimization	Customer segmentation done to identify and optimise business from current channel partner network.	
3	Implementation of (OMS) Order Management System for Primary channel Partners	OMS introduced to ease out ordering system and easy accessibility of stocks for primary channel partners.	
4	Dealers training- Mattress	60% Dealer covered to attend the training	

2. Does the entity have processes in place to avoid/ manage conflict of interests involving members of the Board? (Yes/No) If Yes, provide details of the same.

Yes. Please refer code of conduct available on the website of the Company at <https://nilkamal.com/corporate-governance>.

PRINCIPLE 2 : Businesses should provide goods and services in a manner that is sustainable and safe.

Essential Indicators

1. Percentage of R&D and capital expenditure (capex) investments in specific technologies to improve the environmental and social impacts of product and processes to total R&D and capex investments made by the entity, respectively.

	FY 2023-24	FY22-23	Details of improvements in environmental and social impacts
R&D	The Company has invested on the research and innovation which have resulted in the reduction of emission and improve the efficiency of the processes. The details are provided in the Annexure – C to the Directors’ Report at page 27 of the Annual Report FY 2023-24.		
Capex			

2. a. Does the entity have procedures in place for sustainable sourcing? (Yes/No)
 The core raw material of the Company is procured from the world class manufacturers, who are constantly upgrading its technology, Research & Development in order make the product sustainable.

b. If yes, what percentage of inputs were sourced sustainably?

0%

3. Describe the processes in place to safely reclaim your products for reusing, recycling and disposing at the end of life, for

(a) Plastics (including packaging) :- The returned plastic finished goods by the customers & in-house generated waste are being grinded & reused by using optimum quantity without affecting quality. The Company works proactively with its large customers for repossessing the used products from the market and recycling and reusing the same for manufacturing of new finished goods.

(b) E-waste :- As per the policy of the Company on the completion of the lifecycle of the product, the e-waste are sold to the vendors. The vendor than collects the material and necessary e-waste certificate is being issue to the Company.

(c) Hazardous waste :- The Company has arrangements with Pollution Control Board Authorised Hazardous Waste Treatment, Storage & Disposal Facilities near to each of its Plants.

4. Whether Extended Producer Responsibility (EPR) is applicable to the entity’s activities (Yes / No). If yes, whether the waste collection plan is in line with the Extended Producer Responsibility (EPR) plan submitted to Pollution Control Boards? If not, provide steps taken to address the same.

The EPR is applicable to the Company as the brand owner. The Company has successfully registered in Central Pollution Control Board’s portal (CPCB) and subsequent steps would be followed.

Leadership Indicators

1. Has the entity conducted Life Cycle Perspective / Assessments (LCA) for any of its products (for manufacturing industry) or for its services (for service industry)? If yes, provide details:

NIC Code	Name of Product /Service	% of total Turnover contributed	Boundary for which the Life Cycle Perspective / Assessment was conducted	Whether conducted by independent external agency (Yes/No)	Results communicated in public domain (Yes/No) If yes, provide the if any, web-link.
-	-	-	-	-	-

2. If there are any significant social or environmental concerns and/or risks arising from production or disposal of your products / services, as identified in the Life Cycle Perspective / Assessments (LCA) or through any other means, briefly describe the same along-with action taken to mitigate the same.

Name of Product / Service	Description of the risk / concern	Action Taken
Not Applicable		

3. Percentage of recycled or reused input material to total material (by value) used in production (for manufacturing industry) or providing services (for service industry).

Indicate input material	Recycled or re-used input material to total material	
	FY 2023-24	FY 2022-23
Plastic material (PP &/HD)	4.4%	3.5%

4. Of the products and packaging reclaimed at end of life of products, amount (in metric tonnes) reused, recycled, and safely disposed, as per the following format:

	FY 2023-24			FY 2022-23		
	Re-Used	Recycled	Safely Disposed	Re-Used	Recycled	Safely Disposed
Plastic (including packaging)	2,943	692	-	2,268	539	-
E-waste	-	-	0.6120	-	-	0.583
Hazardous waste	-	-	146	-	-	53
Other waste	-	-	846	-	-	851

5. Reclaimed products and their packaging materials (as percentage of products sold) for each product category.

Indicate product category	Reclaimed products and their packaging materials as % of total products sold in respective category
MONO	1.1%
VAP	40.3%
NVAP	4.0%

PRINCIPLE 3 : Businesses should respect and promote the well-being of all employees, including those in their value chains.

Essential Indicators

1. a. Details of measures for the well-being of employees:

Category	% of employees covered by										
	Total (A)	Health insurance		Accident insurance		Maternity benefits		Paternity Benefits		Day Care facilities	
		Number (B)	% (B / A)	Number (C)	% (C / A)	Number (D)	% (D / A)	Number (E)	% (E / A)	Number (F)	% (F / A)
Permanent employees											
Male	2,677	2,677	100	2,677	100	0	0	2,677	100	0	0
Female	221	221	100	221	100	221	100	0	0	0	0
Total	2,898	2,898	100	2,898	100	221	100	2,677	100	0	0
Other than Permanent employees											
Male	0	0	0	0	0	0	0	0	0	0	0
Female	0	0	0	0	0	0	0	0	0	0	0
Total	0	0	0	0	0	0	0	0	0	0	0

- b. Details of measures for the well-being of workers:

Category	% of workers covered by										
	Total (A)	Health insurance		Accident insurance		Maternity benefits		Paternity Benefits		Day Care facilities	
		Number (B)	% (B / A)	Number (C)	% (C / A)	Number (D)	% (D / A)	Number (E)	% (E / A)	Number (F)	% (F / A)
Permanent workers											
Male	738	738	100	738	100	0	0	738	100	0	0
Female	0	0	0	0	0	0	0	0	0	0	0
Total	738	738	100	738	100	0	0	738	100	0	0
Other than Permanent workers											
Male	7,419	7,419	100	7,419	100	0	0	0	0	0	0
Female	133	133	100	133	100	133	100	0	0	0	0
Total	7,552	7,552	100	7,552	100	133	100	0	0	0	0

- c. Spending on measures towards well-being of employees and workers (including permanent and other than permanent) in the following format:

	FY 2023-24	FY 2022-23
Cost incurred on well- being measures as a % of total revenue of the company	0.53%	0.44%

2. Details of retirement benefits.

Benefits	FY 2023-24			FY 2022-23		
	No. of employees covered as a % of total employees	No. of workers covered as a % of total workers	Deducted and deposited with the authority (Y/N/N.A.)	No. of employees covered as a % of total employees	No. of workers covered as a % of total workers	Deducted and deposited with the authority (Y/N/N.A.)
PF	100	100	Y	100	100	Y
Gratuity	100	100	Y	100	100	Y
ESI	46	85	Y	46	85	Y
WC Policy	20	21	Y	20	21	Y

3. Accessibility of workplaces : Are the premises / offices of the entity accessible to differently abled employees and workers, as per the requirements of the Rights of Persons with Disabilities Act, 2016? If not, whether any steps are being taken by the entity in this regard.

The manufacturing locations are accessible for differently abled employees/workers as per the rights of persons with the Rights of Persons with Disabilities Act, 2016.

4. Does the entity have an equal opportunity policy as per the Rights of Persons with Disabilities Act, 2016? If so, provide a web-link to the policy.

Nilkamal is an equal opportunity employer. The company have equal opportunity policy and human resource policy. The is applicable to all plant and offices.

Weblink : <https://nilkamal.com/wp-content/uploads/2023/06/Equal-Opportunities-Policy-Statement-.pdf>

5. Return to work and Retention rates of permanent employees and workers that took parental leave.

Parental leaves are availed by 51 male employees and workers during the reporting FY. 3 Female employees took the maternity leave, post which they have resumed work and are retained.

Gender	Permanent employees		Permanent workers	
	Return to work rate	Retention rate	Return to work rate	Retention rate
Male	100%	100%	100%	100%
Female	100%	100%	100%	100%
Total	100%	100%	100%	100%

6. Is there a mechanism available to receive and redress grievances for the following \categories of employees and worker? If yes, give details of the mechanism in brief.

	Yes/No (If yes, then give details of the mechanism in brief)
Permanent Workers	Yes, the grievances of the employees & workers are addressed and resolved through the following mechanism and committees:
Other than Permanent Workers	1. The issues are resolved in presence of concerned workers. 2. Safety committee/ grievance committee team handles the grievance which are raised or occur at the company.
Permanent Employees	3. Working committee addresses and sorts the grievances that are raised at the workplace.
Other than Permanent Employees	4. Complaint box is kept at easily accessible and visible location in plant. The employees put his/her grievance inside the box. Weekly or once in a month as preferred, the complaints are read. Basis the complaints, corrective actions are taken on it. 5. The Works and Health and Safety Committee has been formulated to redress complaints and grievances of employees and workers.

7. Membership of employees and worker in association(s) or Unions recognised by the listed entity:

Category	FY 2023-24			FY 2022-23		
	Total employees / workers in respective category (A)	No. of employees / Workers in respective category, who are part of association(s) or Union (B)	% (B / A)	Total employees / workers in respective category (C)	No. of employees/ workers in respective category, who are part of association(s) or Union (D)	% (D/C)
Total Permanent Employees	2,898	0	0	2,715	0	0
- Male	2,677	0	0	2,495	0	0
- Female	221	0	0	223	0	0
Total Permanent Workers	738	0	0	775	0	0
- Male	738	0	0	775	0	0
- Female	0	0	0	0	0	0

8. Details of training given to employees and workers:

Category	FY 2023-24					FY 2022-23				
	Total (A)	On Health and safety measures		On Skill upgradation		Total (D)	On Health and safety measures		On Skill upgradation	
		No. (B)	% (B/A)	No. (C)	% (C/A)		No. (E)	% (E/D)	No. (F)	% (F/D)
Employees										
Male	3,415	2,902	85	2,732	80	3,270	2,578	79	2,498	76
Female	221	179	81	172	78	223	111	50	164	75
Total	3,636	3,081	85	2,904	80	3,493	2,689	77	2,662	76
Workers										
Male	7,419	5,935	80	6,158	83	7,557	5,946	79	6,086	80
Female	133	100	75	104	78	58	40	69	38	66
Total	7,552	6,035	80	6,262	83	7,615	6,004	79	6,124	80

9. Details of performance and career development reviews of employees and worker:

At Nilkamal, we have a well-defined annual appraisal process conducted at the end of the financial year, during which a one-to-one discussion is done with employees regarding their individual performance and development.

Category	FY 2023-24			FY 2022-23		
	Total (A)	No. (B)	% (B / A)	Total (C)	No. (D)	% (D / C)
Employees						
Male	3,415	3,415	100	3,270	3,270	100
Female	221	221	100	223	223	100
Total	3,636	3,636	100	3,493	3,493	100
Workers						
Male	7,419	7,419	100	7,557	7,557	100
Female	133	133	100	58	58	100
Total	7,552	7,552	100	7,615	7,615	100

10. Health and safety management system:**a. Whether an occupational health and safety management system has been implemented by the entity? (Yes/ No). If yes, the coverage such system?**

Yes. All locations are certified for Occupational Health & Safety Management System. The system covers all employees, workers and interested party's health and safety at each certified location. The system includes everything from planning to developing processes, as well as monitoring and analyzing data and improving it continually.

b. What are the processes used to identify work-related hazards and assess risks on a routine and non-routine basis by the entity?

At all the certified locations, in order to identify the work-related hazards, HIRA (Hazard Identification and Risk Assessment) is conducted. HIRA assesses both the routine and non-routine activities to determine the risk from them. Material Safety database sheet (MSDS) is maintained at all the locations.

c. Whether you have processes for workers to report the work related hazards and to remove themselves from such risks. (Y/N)

Yes. The process is available at all the locations. The processes include direct interaction with controller or safety officer, suggestion box, approaching the Work's Committee or Health and Safety Committee.

d. Do the employees/ worker of the entity have access to non-occupational medical and healthcare services? (Yes/No)

Yes. At all plants and offices we have easy and ready access to Medical services

11. Details of safety related incidents, in the following format:

Safety Incident / Number	Category	FY 2023-24	FY 2022-23
Lost Time Injury Frequency Rate (LTIFR) (per one million-person hours worked)	Employees	0	0
	Workers	0	0
Total recordable work-related injuries	Employees	0	0
	Workers	0	0

No. of fatalities	Employees	0	0
	Workers	0	0
High consequence work-related injury or ill-health (excluding fatalities)	Employees	0	0
	Workers	0	0

12. Describe the measures taken by the entity to ensure a safe and healthy work place.

Health & Safety Committee, Grievance committee, Works redressal Committee, Worker Welfare Committee.

13. Number of Complaints on the following made by employees and workers:

	FY 2023-24			FY 2022-23		
	Filed during the year	Pending resolution at the end of year	Remarks	Filed during the year	Pending resolution at the end of year	Remarks
Working Conditions	0	0	NA	0	0	NA
Health & Safety	0	0	NA	0	0	NA

Note : Verbal feedback was received from employees in Plant regarding –

1. Quality of food in canteen, 2. Itching of eyes at welding station, 3. Difficulty in breathing at the wood cutting station

Action taken – 1. Change of canteen contractor 2. Improved quality of protective eye wear given at welding station. 3 Installed a mechanism to suck the wood dust from the air

14. Assessments for the year:

	% of your plants and offices that were assessed (by entity or statutory authorities or third parties)
Health and safety practices	100 %
Working Conditions	100 %

15. Provide details of any corrective action taken or underway to address safety-related incidents (if any) and on significant risks / concerns arising from assessments of health & safety practices and working conditions.

Corrective actions have been taken post consultation of managerial and non-managerial employees and workers. Effectiveness of the corrective actions have also been monitored.

Leadership Indicators

1. Does the entity extend any life insurance or any compensatory package in the event of death of (A) Employees (Y/N) (B) Workers (Y/N).

(A) Employees (Y/N): Yes.

(B) Workers (Y/N): Yes.

2. Provide the measures undertaken by the entity to ensure that statutory dues have been deducted and deposited by the value chain partners.

The Company has a process in place for ensuring the compliance of the statutory dues such as GST, direct tax, employee related deductions etc. and its payments as applicable of the relevant value chain partners of the Company.

3. Provide the number of employees / workers having suffered high consequence work- related injury / ill-health / fatalities (as reported in Q11 of Essential Indicators above), who have been are rehabilitated and placed in suitable employment or whose family members have been placed in suitable employment:

Category	Total no. of affected employees/ workers		No. of employees/workers that are rehabilitated and placed in suitable employment or whose family members have been placed in suitable employment	
	FY 2023-24	FY 2022-23	FY 2023-24	FY 2022-23
Employees	0	0	0	0
Workers	0	0	0	0

4. Does the entity provide transition assistance programs to facilitate continued employability and the management of career endings resulting from retirement or termination of employment? (Yes/ No)

Yes. Some employees, after retirement age, are considered for advisory role in the Company only at the discretion of management.

5. Details on assessment of value chain partners:

	% of value chain partners (by value of business done with such partners) that were assessed
Health and safety practices	0%
Working Conditions	0%

6. Provide details of any corrective actions taken or underway to address significant risks / concerns arising from assessments of health and safety practices and working conditions of value chain partners.

Currently the Organisation has not taken any specific measures for assessment of value Chain partners.

PRINCIPLE 4: Businesses should respect the interests of and be responsive to all its stakeholders

Essential Indicators

1. Describe the processes for identifying key stakeholder groups of the entity.

Any individual and group of people or institutions that adds value for business are the stakeholders for the Company. The key stakeholders inter alia include employees, shareholders / investors, Distributors, Customers, Channel partners, Vendors, suppliers, regulators and government agencies.

The process for identification of such key stakeholders is of Qualitative nature. It is conducted in consultation with and feedback from different departments along with Senior Management and Board.

2. List stakeholder groups identified as key for your entity and the frequency of engagement with each stakeholder group.

Stakeholder Group	Whether identified as Vulnerable & Marginalized Group (Yes/No)	Channels of communication (Email, SMS, Newspaper, Pamphlets, Advertisement, Community Meetings, Notice Board, Website), Other	Frequency of engagement (Annually/ Half yearly/ Quarterly/ others - please specify)	Purpose and scope of engagement including key topics and concerns raised during such engagement
Employees	No	Email, notice board, intranet	Regularly	Rewards & Recognition, Talent Management, Compliance with policies of the Company, CSR & Sustainability updates
Shareholders / Investors	No	Emails, Newspaper, Advertisement, website of the Company and Stock Exchanges and AGM	Quarterly and as and when need arises	Disclosing Quarterly/ Half Yearly/ Yearly Results, sending Annual Reports and Notice for General Meetings, Dividend updates
Distributors/ Channel Partners	No	Email, Physical and video - conference etc.	Regularly	Sales Orders, Discount Policies, general updates, Advertisement, Events (campaigns & announcement) etc
Customers	No	Email, sms, ads, website, newspaper, social media etc.	Regularly	Through Distributors and also direct interaction
Suppliers	No	Email, website, meetings etc.	Regularly	Query and grievance redressal, SCM
Government Agencies	No	Email, one-on-one meetings, Video-conference	Regularly	On various Law points, regulations, amendments, and approvals
Communities	No	Directly/ through Nilkamal Foundation	Regularly	CSR initiatives

Leadership Indicators

1. Provide the processes for consultation between stakeholders and the Board on economic, environmental, and social topics or if consultation is delegated, how is feedback from such consultations provided to the Board.

We maintain a constant and proactive engagement with our key stakeholders that enables us to communicate our strategy and performance. We practice continuous communication and engagement to align expectations. This

also enables the Company to form its strategies and improve its performance to serve the stakeholders in better way. The board is regularly aligned on various developments and feedback on the same is sought from them.

2. Whether stakeholder consultation is used to support the identification and management of environmental, and social topics (Yes / No). If so, provide details of instances as to how the inputs received from stakeholders on these topics were incorporated into policies and activities of the entity.

Yes, The Company has interactions on Environmental and Social areas with the Government Regulatory Authorities, Distributors, Suppliers and the local community. It helps in identifying material topics that are the most relevant and applicable for Nilkamal and actions are to be taken on them. We ensure that we take inputs received from stakeholders and integrate them into our processes and policies.

3. Provide details of instances of engagement with, and actions taken to, address the concerns of vulnerable/ marginalized stakeholder groups.

The Company’s CSR activities focus on the disadvantaged, vulnerable and marginalised segments of the society. Kindly refer to the Annexure – A i.e. Annual Report on Corporate Social Responsibility Activities at page 22 for further details.

PRINCIPLE 5 : Businesses should respect and promote human rights.

Essential Indicators

1. Employees and workers who have been provided training on human rights issues and policy(ies) of the entity, in the following format:

Category	FY 2023-24			FY 2022-23		
	Total (A)	No. of employees/ workers covered (B)	% (B / A)	Total (C)	No. of employees/ workers covered (D)	% (D / C)
Employees						
Permanent	2,898	2,463	85	2,718	2,176	80
Other than permanent	0	0	0	0	0	0
Total Employees	2,898	2,463	80	2,718	2,176	80
Workers						
Permanent	738	665	90	775	662	85
Other than permanent	7,552	6,268	83	6,092	80	78
Total Workers	8,290	6,933	84	8,390	6,754	81

2. Details of minimum wages paid to employees and workers, in the following format:

Category	FY 2023-24					FY 2022-23				
	Total (A)	Equal to Minimum wage		More than Minimum Wage		Total (D)	Equal to Minimum wage		More than Minimum Wage	
		No. (B)	% (B/A)	No. (C)	% (C/A)		No. (E)	% (E/D)	No. (F)	% (F/D)
Employees										
Permanent										
Male	2,677	0	0	2,677	100	3,270	0	0	3,270	100
Female	221	0	0	221	100	223	0	0	223	100
Other than Permanent										
Male	0	0	0	0	0	0	0	0	0	0
Female	0	0	0	0	0	0	0	0	0	0
Workers										
Permanent										
Male	738	0	0	738	100	775	0	0	775	100
Female	0	0	0	0	0	0	0	0	0	0
Other than Permanent										
Male	7,419	0	0	7,419	100	7,615	0	0	7,615	100
Female	133	0	0	133	100	58	0	0	58	100

3. Details of remuneration/salary/wages, in the following format:**a. Median remuneration / wages :**

	Male		Female	
	Number	Median remuneration/ salary/ wages of respective category	Number	Median remuneration/ salary/ wages of respective category
Board of Directors (BoD)	10	8,10,000	2	1,75,000
Key Managerial Personnel (KMP)	1	2,01,45,596	1	26,30,314
Employees other than BoD and KMP	2,673	5,10,799	220	5,27,886
Workers	8,157	1,72,250	133	1,96,898

* Median Salary - Annual Basis

b. Gross wages paid to females as % of total wages paid by the entity, in the following format:

	FY 2023-24	FY 2022-23
Gross wages paid to females as % of total wages	5.35	6.85

4. Do you have a focal point (Individual/ Committee) responsible for addressing human rights impacts or issues caused or contributed to by the business? (Yes/No)

Yes. The Human Resources department's head in the respective units are responsible for addressing human rights impacts.

5. Describe the internal mechanisms in place to redress grievances related to human rights issues.

Nilkamal has in place various processes and committees to redress the grievances related to human rights. Some such structures within the organization includes Internal Complaints Committee (PoSH related)/Worker Committee/Grievances Committee are various institutional mechanisms present to address the grievances related to human rights.

6. Number of Complaints on the following made by employees and workers:

	FY 2023-24			FY 2022-23		
	Filed during the year	Pending resolution at the end of year	Remarks	Filed during the year	Pending resolution at the end of year	Remarks
Sexual Harassment	0	0	None	0	0	None
Discrimination at workplace	0	0	None	0	0	None
Child Labour	0	0	None	0	0	None
Forced Labour/Involuntary Labour	0	0	None	0	0	None
Wages	0	0	None	0	0	None
Other human rights related issues	0	0	None	0	0	None

7. Complaints filed under the Sexual Harassment of Women at Workplace (Prevention, Prohibition and Redressal) Act, 2013, in the following format:

	FY 2023-24	FY 2022-23
Total Complaints reported under Sexual Harassment on of Women at Workplace (Prevention, Prohibition and Redressal) Act, 2013 (POSH)	0	0
Complaints on POSH as a % of female employees / workers	0%	0%
Complaints on POSH upheld	0	0

8. Mechanisms to prevent adverse consequences to the complainant in discrimination and harassment cases.

Nilkamal has over the years built the culture of transparency, trust and openness in the Organisation. There is a robust Induction process where all new joiners are told about the various processes in place to avoid any kind of adverse consequences to the complainant. Some examples of the initiatives include development of works committee and Health and Safety Committee who can provide the necessary protection to the complainant. Nilkamal follows zero tolerance policy for such cases and identity and information of complainant is kept confidential.

9. Do human rights requirements form part of your business agreements and contracts? (Yes/No)

Yes, human rights requirements form part of our business agreements and contracts.

10. Assessments for the year:

	% of your plants and offices that were assessed (by entity or statutory authorities or third parties)
Child labour	100
Forced/involuntary labour	100
Sexual harassment	100
Discrimination at workplace	100
Wages	100
Others – please specify	NIL

11. Provide details of any corrective actions taken or underway to address significant risks / concerns arising from the assessments at Question 10 above.

Currently there is no mechanism in place to assess the risks arising out of Question No 9. As a policy at Nilkamal there is no employment of Child Labour. There is POSH committee and a grievance re-dressal committee which is accessible to all employees and workers.

There is regular internal audit being conducted to ensure wages are in line with the statutory norms.

Leadership Indicators

1. Details of a business process being modified / introduced as a result of addressing human rights grievances/complaints.

NIL

2. Details of the scope and coverage of any Human rights due-diligence conducted.

NIL

3. Is the premise/office of the entity accessible to differently abled visitors, as per the requirements of the Rights of Persons with Disabilities Act, 2016?

Yes. All our Factories are accessible to differently abled employees. Head office is not easily accessible, however the need has not yet arisen and the Management is open to making any such changes.

4. Details on assessment of value chain partners:

	% of value chain partners (by value of business done with such partners) that were assessed
Sexual Harassment	0%
Discrimination at workplace	0%
Child Labour	0%
Forced Labour/Involuntary Labour	0%
Wages	0%

5. Provide details of any corrective actions taken or underway to address significant risks / concerns arising from the assessments at Question 4 above.

Currently, we have not conducted assessments of our value chain partners.

PRINCIPLE 6: Businesses should respect and make efforts to protect and restore the environment

Essential Indicators

1. Details of total energy consumption (in Joules or multiples) and energy intensity, in the following format: (in Giga Joules)

Parameter	FY 2023-24	FY 2023-23
From renewable sources		
Total electricity consumption (A)	15,618.00	15,757.95
Total fuel consumption (B)	-	-
Energy consumption through other sources (C)	32,755.90	23,077.90
Total energy consumption (A+B+C)	48,373.90	38,835.85
From non-renewable sources		
Total electricity consumption (D)	1,74,407.30	1,62,997.78
Total fuel consumption (E)	812.2	1,266.04
Energy consumption through other sources (F)	66,338.10	30,850.22
Total energy consumed from non-renewable sources (D+E+F)	2,41,557.60	1,95,114.04
Total energy consumed (A+B+C+D+E+F)	2,89,931.50	2,33,949.89

Energy intensity per rupee of turnover (Total energy consumed (Giga Joules) / Revenue from operations)	0.000009	0.000008
Energy intensity per rupee of turnover adjusted for Purchasing Power Parity (PPP) *(Total energy consumed / Revenue from operations adjusted for PPP)	0.00020592	0.00018304
Energy intensity in terms of physical output	0.0039	0.0035
Energy intensity (optional) – the relevant metric may be selected by the entity		

*The revenue from operations has been adjusted for PPP based on the latest PPP conversion factor published for the year 2022 by World Bank for India which is 22.88.

Note: Indicate if any independent assessment/ evaluation/assurance has been carried out by an external agency? (Y/N) If yes, name of the external agency.

No

2. **Does the entity have any sites / facilities identified as designated consumers (DCs) under the Performance, Achieve and Trade (PAT) Scheme of the Government of India? (Y/N) If yes, disclose whether targets set under the PAT scheme have been achieved. In case targets have not been achieved, provide the remedial action taken, if any.**

None of the sites are covered under the PAT scheme

3. **Provide details of the following disclosures related to water, in the following format:**

Parameter	FY 2023-24	FY 2022-23
Water withdrawal by source (in kilolitres)		
(i) Surface water	87,351	53,741
(ii) Groundwater	2,34,818	324337
(iii) Third party water	5,251	-
(iv) Seawater / desalinated water	-	-
(v) Others	-	-
Total volume of water withdrawal (in kilolitres) (i + ii + iii + iv + v)	3,27,420	3,78,078
Total volume of water consumption (in kilolitres)	3,27,420	3,78,078
Water intensity per rupee of turnover (Total water consumption (Liters) / Revenue from operations)	0.0106 Ltr/Rs	0.0129 Ltr/Rs
Water intensity per rupee of turnover adjusted for Purchasing Power Parity (PPP) *(Total water consumption / Revenue from operations adjusted for PPP)	0.242528	0.295152
Water intensity in terms of physical output	4.4	5.6
Water intensity (optional) – the relevant metric may be selected by the entity	-	-

*The revenue from operations has been adjusted for PPP based on the latest PPP conversion factor published for the year 2022 by World Bank for India which is 22.88.

Note: Indicate if any independent assessment/ evaluation/assurance has been carried out by an external agency? (Y/N) If yes, name of the external agency.

No

4. **Provide the following details related to water discharged:**

Parameter	FY 2023-24	FY 2022-23
Water discharge by destination and level of treatment (in kilolitres)		
(i) To Surface water		
- No treatment		
- With treatment – please specify level of Treatment	1,18,389	1,45,403
(ii) To Groundwater		
- No treatment		
- With treatment – please specify level of Treatment	3,535	10,581
(iii) To Seawater		
- No treatment		
- With treatment – please specify level of Treatment		
(iv) Sent to third-parties		
- No treatment		
- With treatment – please specify level of Treatment		
(v) Others		
- No treatment		
- With treatment – please specify level of Treatment		
Total water discharged (in kilolitres)	1,21,924	1,55,984

Note: Indicate if any independent assessment/ evaluation/assurance has been carried out by an external agency? (Y/N) If yes, name of the external agency.

No

5. Has the entity implemented a mechanism for Zero Liquid Discharge? If yes, provide details of its coverage and implementation.

Yes the Company do have Zero Liquid Discharge mechanism in place as the discharged water is being used for our gardening purpose.

6. Please provide details of air emissions (other than GHG emissions) by the entity, in the following format:

1. Industrial treated water is 100% used for Gardening purpose.

Parameter	Please specify unit	FY 2023-24	FY 2022-23
NOx	Ppmv	0.19	0.27
Sox	microgram/m3	115	92
Particulate matter (PM)	microgram/m3	586	402
Persistent organic pollutants (POP)	-	-	-
Volatile organic compounds (VOC)	-	-	-
Hazardous air pollutants (HAP)	-	-	-
Others – please specify	-	-	-

Note: Indicate if any independent assessment/ evaluation/assurance has been carried out by an external agency? (Y/N) If yes, name of the external agency.

M/S SGS laboratories, Global Enviro Laboratory

7. Provide details of greenhouse gas emissions (Scope 1 and Scope 2 emissions) & its intensity:

Parameter	Unit	FY 2023-24	FY 2022-23
Total Scope 1 emissions (Break-up of the GHG into CO2, CH4, N2O, HFCs, PFCs, SF6, NF3, if available)	Metric tonnes of CO2 Equivalent	6,892	7,286
Total Scope 2 emissions (Break-up of the GHG into CO2, CH4, N2O, HFCs, PFCs, SF6, NF3, if available)	Metric tonnes of CO2 Equivalent	21,222	10,985
Total Scope 1 and Scope 2 emissions word Intensity per rupee of Turnover (Total Scope 1 and Scope 2 GHG emissions / Revenue from operations)	Kg/Rs.	0.0009 Kg/Rs	0.0006 Kg/Rs
Total Scope 1 and Scope 2 emission intensity per rupee of turnover adjusted For Purchasing Power Parity (PPP) # (Total Scope 1 and Scope 2 GHG emissions / Revenue from operations adjusted for PPP)	Kg/Rs.	0.020592	0.013728
Total Scope 1 and Scope 2 emission intensity in terms of physical output	KG/KG	0.29	0.16
Total Scope 1 and Scope 2 emission intensity (optional) – the relevant metric may be selected by the entity	-	-	-

#The revenue from operations has been adjusted for PPP based on the latest PPP conversion factor published for the year 2022 by World Bank for India which is 22.88.

Note: Indicate if any independent assessment/ evaluation/assurance has been carried out by an external agency? (Y/N) If yes, name of the external agency.

No

8. Does the entity have any project related to reducing Green House Gas emission? If Yes, then provide details.

1. Unit/kg reduction by installing Energy efficient equipment's
2. Increasing the solar energy consumption
3. Development of local vendor for packing items
4. Leakage Testing
5. VFD For Cooling Tower
6. PNG Gas Line Leakage Elimination
7. RO Reject water to be used for Bath / Wash room
8. Water Leakage Monitoring
9. Under Ground Line replacement
10. Rain Water Harvesting
11. Tree Plantation
12. Solar Panels implemented already.

9. Provide details related to waste management by the entity:

Parameter	FY 2023-24	FY 2022-23
Total Waste generated (in metric tonnes)		
Plastic waste (A)	2,995	2,656
E-waste (B)	0.6120	0.5830
Bio-medical waste (C)	0.0001	0.0005
Construction and demolition waste (D)	0.0000	0.0000
Battery waste (E)	3.2900	0.2100
Radioactive waste (F)	0.0000	0.0000
Other Hazardous waste. Please specify, if any. (G), Used or spent oil - Schedule I, 33.2 Contaminated cotton rags or other cleaning materials - Schedule I, 33.1 Empty barrels/ containers/ liners contaminated with hazardous chemicals /wastes/ Chemical Sludge from ETP	146	53
Other Non-hazardous wastegenerated (H). Please specify, if any. (Break-up by composition i.e. by materials relevant to the sector) (Process wastes, residues and sludges, Bag, Lumps, Wood, Paper, Metal, Plastic)	846	851
Total (A + B + C + D + E + F + G + H)	3,991	3,560
Waste intensity per rupee of turnover (Total waste generated / Revenue from operations)	0.00013	0.00012
Waste intensity per rupee of turnover adjusted for Purchasing Power Parity (PPP) *(Total waste generated / Revenue from operations adjusted for PPP)	0.0029744	0.0027456
Waste intensity in terms of physical output	0.054	0.053
Waste intensity (optional) – the relevant metric may be selected by the entity	-	-
For each category of waste generated, total waste recovered through recycling, re-using or other recovery operations (in metric tonnes)		
Category of waste		
(i) Recycled	692	539
(ii) Re-used	2943	2268
(iii) Other recovery operations	-	-
Total	3635	2807
For each category of waste generated, total waste disposed by nature of disposal method (in metric tonnes)		
Category of waste		
(i) Incineration	-	-
(ii) Landfilling	-	-
(iii) Other disposal operations	584	753
Total	584	753

*The revenue from operations has been adjusted for PPP based on the latest PPP conversion factor published for the year 2022 by World Bank for India which is 22.88.

Note: Indicate if any independent assessment/ evaluation/assurance has been carried out by an external agency? (Y/N) If yes, name of the external agency.

No

10. Briefly describe the waste management practices adopted in your establishments. Describe the strategy adopted by your company to reduce usage of hazardous and toxic chemicals in your products and processes and the practices adopted to manage such wastes.

The Company follows The Hazardous Waste Management Rule Rules, 2008 as amended from time to time.

11. If the entity has operations/offices in/around ecologically sensitive areas (such as national parks, wildlife sanctuaries, biosphere reserves, wetlands, biodiversity hotspots, forests, coastal regulation zones etc.) where environmental approvals / clearances are required, please specify details:

S. No.	Location of operations/ offices	Type of Operations	Whether the conditions of environmental approval / clearance are being complied with? (Y/N) If no, the reasons thereof and corrective action taken, if any.
Not Applicable. Nilkamal does not have any operations / offices in / around ecologically sensitive areas.			

12. Details of environmental impact assessments of projects undertaken by the entity based on applicable laws, in the current financial year:

Name and brief details of project	EIA Notification No.	Date	Whether conducted by independent external agency (Yes / No)	Results communicated in public domain (Yes / No)	Relevant Web link
Not Applicable. Nilkamal has not undertaken any projects that require an Environmental Impact Assessment (EIA).					

13. Is the entity compliant with the applicable environmental law/ regulations/ guidelines in India; such as the Water (Prevention and Control of Pollution) Act, Air (Prevention and Control of Pollution) Act, Environment protection act and rules thereunder (Y/N). If not, provide details of all such non-compliances:

S. No.	Specify the law / regulation / guidelines which was not complied with	Provide details of the non-compliance	Any fines /penalties / action taken by regulatory agencies such as pollution control boards or by courts	Corrective action taken, if any
Not Applicable				

Leadership Indicators

1. Water withdrawal, consumption and discharge in areas of water stress (in kilolitres):

For each facility / plant located in areas of water stress, provide the following information:

- (i) Name of the area: **All units**
- (ii) Nature of operations: **Manufacturing of injection moulded articles, Metal & wooden furniture and Mattress**
- (iii) Water withdrawal, consumption and discharge in the following format:

Parameter	FY 2023-24	FY 2022-23
Water withdrawal by source (in kilolitres)		
(i) Surface water	87,351	53,741
(ii) Groundwater	2,34,818	3,24,337
(iii) Third party water	5,251	-
(iv) Seawater / desalinated water	-	-
(v) Others	-	-
Total volume of water withdrawal (in kilolitres)	3,27,420	3,78,078
Total volume of water consumption (in kilolitres)	3,27,420	3,78,078
Water intensity per rupee of turnover (Water consumed / turnover)	0.0106Ltr/Rs	0.0129 Ltr/Rs
Water intensity (optional) – the relevant metric may be selected by the Entity	-	-
Water discharge by destination and level of treatment (in kilolitres)		
(i) Into Surface water		
- No treatment		
- With treatment – please specify level of treatment	1,18,389	1,45,403
(ii) Into Groundwater		
- No treatment		
- With treatment – please specify level of treatment	3,535	10,581
(iii) Into Seawater		
- No treatment		
- With treatment – please specify level of treatment		
(iv) Sent to third-parties		
- No treatment		
- With treatment – please specify level of treatment		
(v) Others		
- No treatment		
- With treatment – please specify level of treatment		
Total water discharged (in kilolitres)	1,21,924	1,55,984

Note: Indicate if any independent assessment/ evaluation/assurance has been carried out by an external agency? (Y/N) If yes, name of the external agency.

External Agency. M/s. SGS India Pvt. Limited , Chennai, Global Enviro Laboratories LLP.UP, Tamil Nadu pollution control board.

2. Please provide details of total Scope 3 emissions & its intensity, in the following format:

Parameter	Unit	FY 2023-24	FY 2022-23
Total Scope 3 emissions (Break-up of the GHG into CO ₂ , CH ₄ , N ₂ O, HFCs, PFCs, SF ₆ , NF ₃ , if available)	<i>Metric tonnes of CO₂ Equivalent</i>	17,517	9,266
Total Scope 3 emissions per rupee of turnover		0.0006 Kg/Rs	0.0003 Kg/Rs
Total Scope 3 emission intensity (optional) – the relevant metric may be selected by the entity		-	-

Note: Indicate if any independent assessment/ evaluation/assurance has been carried out by an external agency? (Y/N) If yes, name of the external agency.

No

3. With respect to the ecologically sensitive areas reported at Question 11 of Essential Indicators above, provide details of significant direct & indirect impact of the entity on biodiversity in such areas along-with prevention and remediation activities.

N.A.

4. If the entity has undertaken any specific initiatives or used innovative technology or solutions to improve resource efficiency, or reduce impact due to emissions / effluent discharge / waste generated, please provide details of the same as well as outcome of such initiatives:

Nilkamal have always strived to improve the resource efficiency. Steps have been taken at its various locations to purchase/generate renewable electricity.

5. Does the entity have a business continuity and disaster management plan? Give details in 100 words/ web link. –

Emergency plan is prepared at all plants and mock drills are conducted in once in Three months. There are various Committees and teams have been formed for on ground response such as emergency response team, firefighting team, first aiders, communications team, power and utility teams.

6. Disclose any significant adverse impact to the environment, arising from the value chain of the entity. What mitigation or adaptation measures have been taken by the entity in this regard.

The Company has not carried out any environmental assessment Impacts of its business partner.

7. Percentage of value chain partners (by value of business done with such partners) that were assessed for environmental impacts.

N.A.

PRINCIPLE 7 Businesses, when engaging in influencing public and regulatory policy, should do so in a manner that is responsible and transparent

Essential Indicators

1. a. Number of affiliations with trade and industry chambers/ associations.

The Company is affiliated with four (5) trade and industry chambers/associations.

b. List the top 10 trade and industry chambers/ associations (determined based on the total members of such body) the entity is a member of/ affiliated to.

S. No.	Name of the trade and industry chambers/ associations	Reach of trade and industry chambers/ associations (State/ National)
1	Federation of Indian Chambers of Commerce & Industry (FICCI)	National
2	Retailers Association of India (RAI)	National
3	Federation of Indian Exporter Organisation (FIEO)	National
4	Organisation of Plastic Processors of India (OPPI)	National
5	Society of Manufacturing of Industrial Storage Systems (SMISS)	National

2. Provide details of corrective action taken or underway on any issues related to anti- competitive conduct by the entity, based on adverse orders from regulatory authorities.

Name of authority	Brief of the case	Corrective action taken
Not Applicable		

Leadership Indicators

1. Details of public policy positions advocated by the entity:

The Company does not have a separate policy on “policy advocacy”

PRINCIPLE 8 Businesses should promote inclusive growth and equitable development

Essential Indicators

1. Details of Social Impact Assessments (SIA) of projects undertaken by the entity based on applicable laws, in the current financial year.

Not Applicable. As there were no projects that required SIA as per law in the current year.

2. Provide information on project(s) for which ongoing Rehabilitation and Resettlement (R&R) is being undertaken by your entity, in the following format:

Not Applicable

3. Describe the mechanisms to receive and redress grievances of the community.

The Company has a well-established process & procedures to receive any kind of enquiry/ grievance from an external stakeholder.

The Company has Internal Complaint Committee through which any Internal person can report the unethical issue which he/she seems, exist in the Company with respect to suspected violations of the Company’s Code of Conduct or applicable laws. This channel provides a reporting platform for internal and external stakeholders where issues related to Ethics and compliance issues, fraud, misconduct, corruption, financial issues, conflicts of interest, insider trading, theft, embezzlement, employee relations and human resources issues, such as harassment, discrimination, improper workplace conduct, loss prevention and asset protection, workplace violence, environment, health and safety, such as occupational health and safety violation etc.

As far as shareholders are concerned, the grievances can be lodged by the shareholders through various ways for e.g. approaching the compliance officer, write down an e-mail or contact over the phone with the details as mentioned in the website and to address the grievances of other stakeholders, for e.g suppliers, vendors, business partners etc. the Company has its complaint redressal mechanism, through which can person can contact and lodger their respective grievances.

4. Percentage of input material (inputs to total inputs by value) sourced from suppliers:

	FY 2023-24	FY 2022-23
Directly sourced from MSMEs/ small producers	1.87%	0.94%
Directly from within India	35%	30%

5. Job creation in smaller towns – Disclose wages paid to persons employed (including employees or workers employed on a permanent or non-permanent / on contract basis) in the following locations, as % of total wage cost

Location	FY 2023- 24	FY 2022- 23
Rural	38.6	40.2
Semi-urban	11.7	10.2
Urban	29.4	31.8
Metropolitan	20.3	17.8

Place are categorized as per RBI Classification System - rural / semi-urban / urban / metropolitan.

Leadership Indicators

1. Provide details of actions taken to mitigate any negative social impacts identified in the Social Impact Assessments (Reference: Question 1 of Essential Indicators above):

Not Applicable

2. Provide the following information on CSR projects undertaken by your entity in designated aspirational districts as identified by government bodies:

Please refer Annexure – A to Directors’ Report i.e. Annual Report on CSR Activities at page 22.

3. (a) **Do you have a preferential procurement policy where you give preference to purchase from suppliers comprising marginalized /vulnerable groups? (Yes/No)**
No such preferential procurement policy exists as of now.
- (b) **From which marginalized /vulnerable groups do you procure?**
Not Applicable
- (c) **What percentage of total procurement (by value) does it constitute?**
Not Applicable
4. **Details of the benefits derived and shared from the intellectual properties owned or acquired by your entity (in the current financial year), based on traditional knowledge:**
Not Applicable
5. **Details of corrective actions taken or underway, based on any adverse order in intellectual property related disputes wherein usage of traditional knowledge is involved.**
Not Applicable
6. **Details of beneficiaries of CSR Projects:**
Please refer Annexure – A to Directors' Report i.e. Annual Report on CSR Activities at page 22.

PRINCIPLE 9 Businesses should engage with and provide value to their consumers in a responsible manner

Essential Indicators

1. **Describe the mechanisms in place to receive and respond to consumer complaints and feedback.**

Customer complaint flow chart is available to monitor the customer complaint and customer feedback survey report available for receiving the customer suggestion. Attached samples



Customer
complaint Mechanis



Annam Enterprises
feedback survey rep

2. **Turnover of products and/ services as a percentage of turnover from all products/service that carry information about:**

	As a percentage to total turnover
Environmental and social parameters relevant to the product	NA
Safe and responsible usage	0.038 %
Recycling and/or safe disposal	0.011 %

3. **Number of consumer complaints in respect of the following:**

	FY 2023-24		Remarks	FY 2022-23		Remarks
	Received during the year	Pending resolution at end of year		Received during the year	Pending resolution at end of year	
Data privacy	0	0	None	0	0	None
Advertising	0	0	None	0	0	None
Cyber-security	0	0	None	0	0	None
Delivery of essential Services	0	0	None	0	0	None
Restrictive Trade Practices	0	0	None	0	0	None
Unfair Trade Practices	0	0	None	0	0	None
Other	311	7	regarding manufacturing, packaging & quality.100% pending complaints resolved for previous year	351	13	regarding manufacturing, packaging & quality.100% pending complaints resolved for previous year

4. Details of instances of product recalls on account of safety issues: Not Applicable

	Number	Reasons for recall
Voluntary recalls	-	-
Forced recalls	-	-

5. Does the entity have a framework/ policy on cyber security and risks related to data privacy? (Yes/No) If available, provide a web-link of the policy.

The Company do have a security policy. The same has been uploaded on the intranet of the Company.

6. Provide details of any corrective actions taken or underway on issues relating to advertising, and delivery of essential services; cyber security and data privacy of customers; re-occurrence of instances of product recalls; penalty / action taken by regulatory authorities on safety of products / services.

No such event has been reported for the FY 2023-24 and hence not applicable.

7. Provide the following information relating to data breaches:

- a. Number of instances of data breaches along with impact
No instances of data breach were reported or observed for FY 2023 - 24.
- b. Percentage of data breaches involving personally identifiable information of customers
No instances of data breach were reported or observed for FY 2023 - 24.
- c. Impact, if any, of the data breaches
Not applicable

Leadership Indicators

1. Channels / platforms where information on products and services of the entity can be accessed (provide web link, if available).

www.nilkamalmattrezz.com, www.nilkamalfurniture.com, www.at-home.co.in, www.doctordreams.com, www.nilkamalmaterialhandling.com

2. Steps taken to inform and educate consumers about safe and responsible usage of products and/or services.

Assembly instruction guidelines/product manuals are provided for all Ready to assemble furniture’s. Care instructions displayed in our ecommerce sites. Product features and Benefits are also mentioned on E-commerce websites, in Marketing Collaterals etc.

3. Mechanisms in place to inform consumers of any risk of disruption/discontinuation of essential services.

Not applicable

4. Does the entity display product information on the product over and above what is mandated as per local laws? (Yes/No/Not Applicable) If yes, provide details in brief. Did your entity carry out any survey with regard to consumer satisfaction relating to the major products / services of the entity, significant locations of operation of the entity or the entity as a whole? (Yes/No)

Yes- Along with price tag, we display product key features and benefits. Features and Benefits are also mentioned on E-commerce websites, in Marketing Collaterals etc.

INDEPENDENT AUDITOR'S REPORT

To the Members of Nilkamal Limited

Report on the Audit of the Standalone Financial Statements**Opinion**

We have audited the accompanying standalone financial statements of Nilkamal Limited ("the Company"), which comprise the Balance sheet as at March 31 2024, the Statement of Profit and Loss, including the statement of Other Comprehensive Income, the Cash Flow Statement and the Statement of Changes in Equity for the year then ended, and notes to the standalone financial statements, including a summary of material accounting policies and other explanatory information.

In our opinion and to the best of our information and according to the explanations given to us, the aforesaid standalone financial statements give the information required by the Companies Act, 2013, as amended ("the Act") in the manner so required and give a true and fair view in conformity with the accounting principles generally accepted in India, of the state of affairs of the Company as at March 31, 2024, its profit including other comprehensive income its cash flows and the changes in equity for the year ended on that date.

Basis for Opinion

We conducted our audit of the standalone financial statements in accordance with the Standards on Auditing (SAs), as specified under section 143(10) of the Act. Our responsibilities under those Standards are further described in the 'Auditor's Responsibilities for the Audit of the Standalone Financial Statements' section of our report. We are independent of the Company in accordance with the 'Code of Ethics' issued by the Institute of Chartered Accountants of India together with the ethical requirements that are relevant to our audit of the standalone financial statements under the provisions of the Act and the Rules thereunder, and we have fulfilled our other ethical responsibilities in accordance with these requirements and the Code of Ethics. We believe that the audit evidence we have obtained is sufficient and appropriate to provide a basis for our audit opinion on the standalone financial statements.

Key Audit Matters

Key audit matters are those matters that, in our professional judgment, were of most significance in our audit of the standalone financial statements for the financial year ended March 31, 2024. These matters were addressed in the context of our audit of the standalone financial statements as a whole, and in forming our opinion thereon, and we do not provide a separate opinion on these matters. For each matter below, our description of how our audit addressed the matter is provided in that context.

We have determined the matters described below to be the key audit matters to be communicated in our report. We have fulfilled the responsibilities described in the Auditor's responsibilities for the audit of the standalone financial statements section of our report, including in relation to these matters. Accordingly, our audit included the performance of procedures designed to respond to our assessment of the risks of material misstatement of the standalone financial statements. The results of our audit procedures, including the procedures performed to address the matters below, provide the basis for our audit opinion on the accompanying standalone financial statements.

Key audit matters	How our audit addressed the key audit matter
<p>Revenue recognition (as described in Note 2 (o) of accounting policy and Note 30 of the standalone financial statements)</p> <p>Revenue of the Company comprises of sale of varied products related to material handling, plastic molded products and mattresses through different channels of sales with varied customers at different contractual price points and terms and sale of furniture through its retail outlets.</p> <p>The Company recognises revenue from sale of goods when control of the goods has been transferred to the customer and the amount of revenue can be measured reliably and recovery of the consideration is probable. The performance obligations are fulfilled as per the INCO terms (eg time of dispatch, delivery or upon formal customer acceptance etc.) depending on customer terms.</p> <p>The Company focuses on revenue as a key performance measure which could create incentive for revenue to be recognised even with any of the above conditions not being met.</p> <p>Considering the above focus of the Company, the volume of transactions, sales at retail stores and the number of locations across India, we have identified revenue recognition from sale of products as a key audit matter.</p>	<p>Our audit procedures included, among others the following:</p> <ul style="list-style-type: none"> • Evaluated the Company's accounting policies for revenue recognition, in terms of applicable accounting standards. • Obtained an understanding of revenue recognition process including controls over sales orders, shipping, billing, and recording of revenue, evaluated the design, implementation and on sample basis, tested the operative effectiveness of key internal financial controls including segregation of duties with respect to the revenue recognition. • Inquired with entity's sales and marketing personnel regarding sales or shipments near the end of the period and their knowledge of any unusual terms or conditions associated with these transactions. • Performed analytical procedures on sales, including day wise and month wise sales analysis. Enquired explanation for any major variances, if any. • Performed cut-off procedures at year end by verifying underlying invoices, customer acknowledged receipts on sample basis. • Assessed the disclosures relating to revenue recognition in the Standalone financial statements.

Other Information

The Company's Board of Directors is responsible for the other information. The other information comprises the information included in the Annual report, but does not include the standalone financial statements and our auditor's report thereon.

Our opinion on the standalone financial statements does not cover the other information and we do not express any form of assurance conclusion thereon.

In connection with our audit of the standalone financial statements, our responsibility is to read the other information and, in doing so, consider whether such other information is materially inconsistent with the standalone financial statements or our knowledge obtained in the audit or otherwise appears to be materially misstated. If, based on the work we have performed, we conclude that there is a material misstatement of this other information, we are required to report that fact. We have nothing to report in this regard.

Responsibilities of Management for the Standalone Financial Statements

The Company's Board of Directors is responsible for the matters stated in section 134(5) of the Act with respect to the preparation of these standalone financial statements that give a true and fair view of the financial position, financial performance including other comprehensive income, cash flows and changes in equity of the Company in accordance with the accounting principles generally accepted in India, including the Indian Accounting Standards (Ind AS) specified under section 133 of the Act read with the Companies (Indian Accounting Standards) Rules, 2015, as amended. This responsibility also includes maintenance of adequate accounting records in accordance with the provisions of the Act for safeguarding of the assets of the Company and for preventing and detecting frauds and other irregularities; selection and application of appropriate accounting policies; making judgments and estimates that are reasonable and prudent; and the design, implementation and maintenance of adequate internal financial controls, that were operating effectively for ensuring the accuracy and completeness of the accounting records, relevant to the preparation and presentation of the standalone financial statements that give a true and fair view and are free from material misstatement, whether due to fraud or error.

In preparing the standalone financial statements, management is responsible for assessing the Company's ability to continue as a going concern, disclosing, as applicable, matters related to going concern and using the going concern basis of accounting unless management either intends to liquidate the Company or to cease operations, or has no realistic alternative but to do so.

Those Board of Directors are also responsible for overseeing the Company's financial reporting process.

Auditor's Responsibilities for the Audit of the Standalone Financial Statements

Our objectives are to obtain reasonable assurance about whether the standalone financial statements as a whole are free from material misstatement, whether due to fraud or error, and to issue an auditor's report that includes our opinion. Reasonable assurance is a high level of assurance, but is not a guarantee that an audit conducted in accordance with Sas will always detect a material misstatement when it exists. Misstatements can arise from fraud or error and are considered material if, individually or in the aggregate, they could reasonably be expected to influence the economic decisions of users taken on the basis of these standalone financial statements.

As part of an audit in accordance with Sas, we exercise professional judgment and maintain professional skepticism throughout the audit. We also:

- Identify and assess the risks of material misstatement of the standalone financial statements, whether due to fraud or error, design and perform audit procedures responsive to those risks, and obtain audit evidence that is sufficient and appropriate to provide a basis for our opinion. The risk of not detecting a material misstatement resulting from fraud is higher than for one resulting from error, as fraud may involve collusion, forgery, intentional omissions, misrepresentations, or the override of internal control.
- Obtain an understanding of internal control relevant to the audit in order to design audit procedures that are appropriate in the circumstances. Under section 143(3)(i) of the Act, we are also responsible for expressing our opinion on whether the Company has adequate internal financial controls with reference to standalone financial statements in place and the operating effectiveness of such controls.
- Evaluate the appropriateness of accounting policies used and the reasonableness of accounting estimates and related disclosures made by management.
- Conclude on the appropriateness of management's use of the going concern basis of accounting and, based on the audit evidence obtained, whether a material uncertainty exists related to events or conditions that may cast significant doubt on the Company's ability to continue as a going concern. If we conclude that a material uncertainty exists, we are required to draw attention in our auditor's report to the related disclosures in the standalone financial statements or, if such disclosures are inadequate, to modify our opinion. Our conclusions are based on the audit evidence obtained up to the date of our auditor's report. However, future events or conditions may cause the Company to cease to continue as a going concern.

- Evaluate the overall presentation, structure and content of the standalone financial statements, including the disclosures, and whether the standalone financial statements represent the underlying transactions and events in a manner that achieves fair presentation.

We communicate with those charged with governance regarding, among other matters, the planned scope and timing of the audit and significant audit findings, including any significant deficiencies in internal control that we identify during our audit.

We also provide those charged with governance with a statement that we have complied with relevant ethical requirements regarding independence, and to communicate with them all relationships and other matters that may reasonably be thought to bear on our independence, and where applicable, related safeguards.

From the matters communicated with those charged with governance, we determine those matters that were of most significance in the audit of the standalone financial statements for the financial year ended March 31, 2024 and are therefore the key audit matters. We describe these matters in our auditor's report unless law or regulation precludes public disclosure about the matter or when, in extremely rare circumstances, we determine that a matter should not be communicated in our report because the adverse consequences of doing so would reasonably be expected to outweigh the public interest benefits of such communication.

Other Matter

The standalone financial statements of the Company for the year ended March 31, 2023, included in these standalone financial statements, have been audited by the predecessor auditor who expressed an unmodified opinion on those statements on May 20, 2023.

Report on Other Legal and Regulatory Requirements

1. As required by the Companies (Auditor's Report) Order, 2020 ("the Order"), issued by the Central Government of India in terms of sub-section (11) of section 143 of the Act, we give in the "Annexure 1" a statement on the matters specified in paragraphs 3 and 4 of the Order.
2. As required by Section 143(3) of the Act, we report, to the extent applicable, that:
 - (a) We have sought and obtained all the information and explanations which to the best of our knowledge and belief were necessary for the purposes of our audit;
 - (b) In our opinion, proper books of account as required by law have been kept by the Company so far as it appears from our examination of those books except for the matters stated in the paragraph (i)(vi) below on reporting under Rule 11(g).
 - (c) The Balance Sheet, the Statement of Profit and Loss including the Statement of Other Comprehensive Income, the Cash Flow Statement and Statement of Changes in Equity dealt with by this Report are in agreement with the books of account;
 - (d) In our opinion, the aforesaid standalone financial statements comply with the Accounting Standards specified under Section 133 of the Act, read with Companies (Indian Accounting Standards) Rules, 2015, as amended;
 - (e) On the basis of the written representations received from the directors as on March 31, 2024 taken on record by the Board of Directors, none of the directors is disqualified as on March 31, 2024 from being appointed as a director in terms of Section 164 (2) of the Act;
 - (f) With respect to the adequacy of the internal financial controls with reference to standalone financial statements and the operating effectiveness of such controls, refer to our separate Report in "Annexure 2" to this report;
 - (g) In our opinion, the managerial remuneration for the year ended March 31, 2024 has been paid/ provided by the Company to its directors in accordance with the provisions of section 197 read with Schedule V to the Act;
 - (h) The modification relating to the maintenance of accounts and other matters connected therewith are as stated in the paragraph (b) above on reporting under Section 143(3)(b) and paragraph i(vi) below on reporting under Rule 11(g).
 - (i) With respect to the other matters to be included in the Auditor's Report in accordance with Rule 11 of the Companies (Audit and Auditors) Rules, 2014, as amended in our opinion and to the best of our information and according to the explanations given to us:
 - i. The Company has disclosed the impact of pending litigations on its financial position in its standalone financial statements – Refer Note 36 and 29 (b) to the standalone financial statements;
 - ii. The Company did not have any long-term contracts including derivative contracts for which there were any material foreseeable losses;

- iii. There has been no delay in transferring amounts, required to be transferred, to the Investor Education and Protection Fund by the Company;
- iv. a) The management has represented that, to the best of its knowledge and belief, as disclosed in the note 38 (A) to the standalone financial statements, no funds have been advanced or loaned or invested (either from borrowed funds or share premium or any other sources or kind of funds) by the Company to or in any other persons or entities, including foreign entities ("Intermediaries"), with the understanding, whether recorded in writing or otherwise, that the Intermediary shall, whether, directly or indirectly lend or invest in other persons or entities identified in any manner whatsoever by or on behalf of the Company ("Ultimate Beneficiaries") or provide any guarantee, security or the like on behalf of the Ultimate Beneficiaries;
- b) The management has represented that, to the best of its knowledge and belief, as disclosed in the note 38 (A) to the standalone financial statements, no funds have been received by the Company from any person(s) or entities, including foreign entities ("Funding Parties"), with the understanding, whether recorded in writing or otherwise, that the Company shall, whether, directly or indirectly, lend or invest in other persons or entities identified in any manner whatsoever by or on behalf of the Funding Party ("Ultimate Beneficiaries") or provide any guarantee, security or the like on behalf of the Ultimate Beneficiaries; and
- c) Based on such audit procedures performed that have been considered reasonable and appropriate in the circumstances, nothing has come to our notice that has caused us to believe that the representations under sub-clause (a) and (b) contain any material misstatement.
- v. The final dividend paid by the Company during the year in respect of the same declared for the previous year is in accordance with section 123 of the Act to the extent it applies to payment of dividend.
- vi. As stated in note 18 to the standalone financial statements, the Board of Directors of the Company has proposed final dividend for the year which is subject to the approval of the members at the ensuing Annual General Meeting. The dividend declared is in accordance with section 123 of the Act to the extent it applies to declaration of dividend.
- vii. Based on our examination which included test checks, the Company, has used two accounting software for maintaining its books of account which have a feature of recording audit trail (edit log) facility and the same has operated throughout the year for all relevant transactions recorded in the software except that audit trail feature is not enabled for certain changes made, if any, using privileged/ administrative access rights for one of the accounting software, as more fully explained in note 49 to the standalone financial statements. Further, during the course of our audit we did not come across any instance of audit trail feature being tampered with in respect of the accounting software.

For **S R B C & CO LLP**

Chartered Accountants

Firm's Registration No: 324982E/E300003

per Ravi Bansal

Partner

Membership No. 049365

ICAI UDIN: 24049365BKGVJD4544

Place of Signature: Mumbai

Date: May 14, 2024

ANNEXURE 1 TO THE INDEPENDENT AUDITOR'S REPORT OF EVEN DATE ON THE STANDALONE FINANCIAL STATEMENTS OF NILKAMAL LIMITED**Referred to in paragraph 1, under 'Report on Other Legal and Regulatory Requirements' section of our Report of even date**

- (i) (a) (A) The Company has maintained proper records showing full particulars, including quantitative details and situation of Property, Plant and Equipment.
- (B) The Company has maintained proper records showing full particulars of intangibles assets.
- (b) All Property, Plant and Equipment were physically verified by the management in the previous year in accordance with a planned programme of verifying them once in three years which is reasonable having regard to the size of the Company and the nature of its assets.
- (c) The title deeds of immovable properties (other than properties where the Company is the lessee and the lease agreements are duly executed in favour of the lessee) disclosed in note 3a to the standalone financial statements included in property, plant and equipment are held in the name of the Company except for the following which are not held in the name of the Company;

Description of item of property	Gross carrying value (Rs in lakhs)	Title deeds held in the name of	Whether promoter, director or their relative or employee	Property held since which date	Reason for not being held in name of Company
Buildings	87.15	Stackwell Marketing services Pvt. Ltd.	No	2007	Pending completion of relevant formalities of certain immovable properties which vested in the Company pursuant to the scheme of amalgamation, Such assets continue to be in the name of the erstwhile amalgamated companies.
Freehold Land	0.68	Nilkamal Crates and Bins	No	2007	

- (d) The Company has not revalued its Property, Plant and Equipment (including Right of use assets) or intangible assets during the year ended March 31, 2024.
- (e) There are no proceedings initiated or are pending against the Company for holding any benami property under the Prohibition of Benami Property Transactions Act, 1988 and rules made thereunder.
- (ii) (a) The inventory, except goods-in-transit and stocks lying with third parties, has been physically verified by the management during the year. For stocks lying with third parties, written confirmations have been obtained and for goods-in-transit subsequent evidence of receipts has been linked with inventory records. In our opinion, the frequency of such verification is reasonable and procedures and coverage as followed by management were appropriate. No discrepancies were noticed on verification between the physical stocks and the book records that were more than 10% in the aggregate of each class of inventory.
- (b) As disclosed in note 24 to the standalone financial statements, the Company has been sanctioned working capital limits in excess of Rs. five crores in aggregate from banks during the year on the basis of security of current assets of the Company. Based on the records examined by us in the normal course of audit of the standalone financial statements, the quarterly returns/statements filed by the Company with such banks are in agreement with the books of accounts of the Company. The Company do not have sanctioned working capital limits in excess of Rs. Five crores in aggregate from financial institutions during the year on the basis of security of current assets of the Company.
- (iii) (a) During the year the Company has not provided advances in the nature of loans, stood guarantee or provided security to companies, firms, Limited Liability Partnerships or any other parties. Based on audit procedures performed and information and explanation given to us, the Company has provided loans as follows:

Rs in lakhs

Particulars	Amount
Aggregate amount granted/ provided during the year:	
Employees	343.88
Balances outstanding as at Balance Sheet date:	
Employees	335.54

- (b) During the year loans granted and the terms and conditions of such loans are not prejudicial to the Company's interest.
- (c) The Company has granted loans during the year to employees where the schedule of repayment of principal and payment of interest has been stipulated and the repayment or receipts are regular. Further, the Company has not granted advances in the nature of loans to any parties during the year.
- (d) There are no amounts of loans and advances in the nature of loans granted to companies or any other parties which are overdue for more than ninety days.
- (e) There were no loans or advance in the nature of loan granted to companies, firms, Limited Liability Partnerships or any other parties which was fallen due during the year, that have been renewed or extended or fresh loans granted to settle the over dues of existing loans given to the same parties.
- (f) The Company has not granted any loans or advances in the nature of loans, either repayable on demand or without specifying any terms or period of repayment to companies, firms, Limited Liability Partnerships or any other parties. Accordingly, the requirement to report on clause 3(iii)(f) of the Order is not applicable to the Company.
- (iv) There are no loans, guarantees, and security in respect of which provisions of sections 185 and 186 of the Companies Act, 2013 are applicable. Further, provisions of sections 186 of the Companies Act, 2013 in respect investments have been complied with by the Company.
- (v) The Company has neither accepted any deposits from the public nor accepted any amounts which are deemed to be deposits within the meaning of sections 73 to 76 of the Act and the rules made thereunder, to the extent applicable. Accordingly, the requirement to report on clause 3(v) of the Order is not applicable to the Company.
- (vi) We have broadly reviewed the books of account maintained by the Company pursuant to the rules made by the Central Government for the maintenance of cost records under section 148(1) of the Companies Act, 2013, related to the manufactured goods and are of the opinion that prima facie, the specified accounts and records have been made and maintained. We have not, however, made a detailed examination of the same.
- (vii) (a) The Company is generally regular in depositing with appropriate authorities undisputed statutory dues including goods and services tax, provident fund, employees' state insurance, income-tax, cess and other statutory dues applicable to it. According to the information and explanations given to us and based on audit procedures performed by us, no undisputed amounts payable in respect of these statutory dues were outstanding, at the year end, for a period of more than six months from the date they became payable.
- (b) The dues of goods and services tax, sales-tax, service tax, duty of custom, duty of excise, value added tax and other statutory dues which have not been deposited on account of any dispute, are as shown below;

Rs in Lakhs

Name of the statute	Nature of dues	Amount*	Period to which the amount relates	Forum where the dispute is pending
Central Excise Act, 1944	Excise Duty	85.61	2011-2018	Appeal filled before CESTAT
	Excise Duty	187.90	2011-12 to 2016-17	CESTAT Chandigarh
	Excise Duty	176.15	2013-14 to 2015-16	High Court Jammu
Maharashtra Stamp Act, 1958	Stamp duty	26.07	2011-12	Gujarat High Court
The Customs Act, 1962	Custom	578.47	2016-17	Commissioner of Custom
Central Goods and Services Tax Act, 2017 and Local Sales Tax of various states	CST and Local Sales Tax (including VAT)	33.81	2018-19	The Joint Commissioner of Mumbai
		5.03	2013-14	Joint Commissioner corporate circle
		25.20	2012-13 and 2015-16	Additional Commissioner Appeal Commercial tax Noida
		30.77	2018-19	Assistant Commissioner of CST
		13.84	2017-18	Deputy Commissioner CGST
		21.24	2017-18	Excise and Taxation Officer cum State Tax Officer

*Net of deposits.

- (viii) The Company has not surrendered or disclosed any transaction, previously unrecorded in the books of account, in the tax assessments under the Income Tax Act, 1961 as income during the year. Accordingly, the requirement to report on clause 3(viii) of the Order is not applicable to the Company.
- (ix) (a) The Company has not defaulted in repayment of loans or other borrowings or in the payment of interest thereon to any lender.
- (b) The Company has not been declared willful defaulter by any bank or financial institution or government or any government authority.
- (c) Term loans were applied for the purpose for which the loans were obtained.
- (d) On an overall examination of the standalone financial statements of the Company, no funds raised on short-term basis have been used for long-term purposes by the Company.
- (e) On an overall examination of the standalone financial statements of the Company, the Company has not taken any funds from any entity or person on account of or to meet the obligations of its subsidiaries and joint venture.
- (f) The Company has not raised loans during the year on the pledge of securities held in its subsidiaries and joint venture companies. Hence, the requirement to report on clause (ix)(f) of the Order is not applicable to the Company.
- (x) (a) The Company has not raised any money during the year by way of initial public offer / further public offer (including debt instruments) hence, the requirement to report on clause 3(x)(a) of the Order is not applicable to the Company.
- (b) The Company has not made any preferential allotment or private placement of shares /fully or partially or optionally convertible debentures during the year under audit and hence, the requirement to report on clause 3(x)(b) of the Order is not applicable to the Company.
- (xi) (a) No fraud by the Company or no fraud on the Company has been noticed or reported during the year.
- (b) During the year, no report under sub-section (12) of section 143 of the Companies Act, 2013 has been filed by cost auditor/ secretarial auditor or by us in Form ADT – 4 as prescribed under Rule 13 of Companies (Audit and Auditors) Rules, 2014 with the Central Government.
- (c) As represented to us by the management, there are no whistle blower complaints received by the Company during the year.
- (xii) The Company is not a Nidhi Company as per the provisions of the Act. Therefore, the requirement to report on clause 3(xii)(a), (b) and (c) of the Order is not applicable to the Company.
- (xiii) Transactions with the related parties are in compliance with sections 177 and 188 of Companies Act, 2013 where applicable and the details have been disclosed in the notes to the standalone financial statements, as required by the applicable accounting standards.
- (xiv)(a) The Company has an internal audit system commensurate with the size and nature of its business.
- (b) The internal audit reports of the Company issued till the date of the audit report, for the period under audit have been considered by us.
- (xv) The Company has not entered into any non-cash transactions with its directors or persons connected with its directors and hence requirement to report on clause 3(xv) of the Order is not applicable to the Company.
- (xvi) (a) The provisions of section 45-IA of the Reserve Bank of India Act, 1934 (2 of 1934) are not applicable to the Company. Accordingly, the requirement to report on clause (xvi)(a) of the Order is not applicable to the Company.
- (b) The Company is not engaged in any Non-Banking Financial or Housing Finance activities. Accordingly, the requirement to report on clause (xvi)(b) of the Order is not applicable to the Company.
- (c) The Company is not a Core Investment Company as defined in the regulations made by Reserve Bank of India. Accordingly, the requirement to report on clause 3(xvi) of the Order is not applicable to the Company.
- (d) There is no Core Investment Company as a part of the Group, hence, the requirement to report on clause 3(xvi)(d) of the Order is not applicable to the Company.
- (xvii) The Company has not incurred cash losses in the current financial year and in the immediately preceding financial year.

- (xviii) There has been no resignation of the statutory auditors during the year and accordingly requirement to report on Clause 3(xviii) of the Order is not applicable to the Company.
- (xix) On the basis of the financial ratios disclosed in note 38 (B) to the standalone financial statements, ageing and expected dates of realization of financial assets and payment of financial liabilities, other information accompanying the standalone financial statements, our knowledge of the Board of Directors and management plans and based on our examination of the evidence supporting the assumptions, nothing has come to our attention, which causes us to believe that any material uncertainty exists as on the date of the audit report that Company is not capable of meeting its liabilities existing at the date of balance sheet as and when they fall due within a period of one year from the balance sheet date. We, however, state that this is not an assurance as to the future viability of the Company. We further state that our reporting is based on the facts up to the date of the audit report and we neither give any guarantee nor any assurance that all liabilities falling due within a period of one year from the balance sheet date, will get discharged by the Company as and when they fall due.
- (xx) (a) In respect of other than ongoing projects, there are no unspent amounts that are required to be transferred to a fund specified in Schedule VII of the Companies Act (the Act), in compliance with second proviso to sub section 5 of section 135 of the Act. This matter has been disclosed in note 36 to the standalone financial statements.
- (b) There are no unspent amounts in respect of ongoing projects, that are required to be transferred to a special account in compliance of provision of sub section (6) of section 135 of Companies Act. This matter has been disclosed in note 36 to the standalone financial statements.

For **S R B C & CO LLP**

Chartered Accountants

Firm's Registration No: 324982E/E300003

per Ravi Bansal

Partner

Membership No. 049365

ICAI UDIN: 24049365BKGVJD4544

Place of Signature: Mumbai

Date: May 14, 2024

ANNEXURE 2 TO THE INDEPENDENT AUDITOR'S REPORT OF EVEN DATE ON THE STANDALONE FINANCIAL STATEMENTS OF NILKAMAL LIMITED**Report on the Internal Financial Controls under Clause (i) of Sub-section 3 of Section 143 of the Companies Act, 2013 ("the Act")**

We have audited the internal financial controls with reference to standalone financial statements of Nilkamal Limited ("the Company") as of March 31, 2024 in conjunction with our audit of the standalone financial statements of the Company for the year ended on that date.

Management's Responsibility for Internal Financial Controls

The Company's Management is responsible for establishing and maintaining internal financial controls based on the internal control over financial reporting criteria established by the Company considering the essential components of internal control stated in the Guidance Note on Audit of Internal Financial Controls Over Financial Reporting issued by the Institute of Chartered Accountants of India ("ICAI"). These responsibilities include the design, implementation and maintenance of adequate internal financial controls that were operating effectively for ensuring the orderly and efficient conduct of its business, including adherence to the Company's policies, the safeguarding of its assets, the prevention and detection of frauds and errors, the accuracy and completeness of the accounting records, and the timely preparation of reliable financial information, as required under the Companies Act, 2013.

Auditor's Responsibility

Our responsibility is to express an opinion on the Company's internal financial controls with reference to these standalone financial statements based on our audit. We conducted our audit in accordance with the Guidance Note on Audit of Internal Financial Controls Over Financial Reporting (the "Guidance Note") and the Standards on Auditing, as specified under section 143(10) of the Act, to the extent applicable to an audit of internal financial controls, both issued by ICAI. Those Standards and the Guidance Note require that we comply with ethical requirements and plan and perform the audit to obtain reasonable assurance about whether adequate internal financial controls with reference to these standalone financial statements was established and maintained and if such controls operated effectively in all material respects.

Our audit involves performing procedures to obtain audit evidence about the adequacy of the internal financial controls with reference to these standalone financial statements and their operating effectiveness. Our audit of internal financial controls with reference to standalone financial statements included obtaining an understanding of internal financial controls with reference to these standalone financial statements, assessing the risk that a material weakness exists, and testing and evaluating the design and operating effectiveness of internal control based on the assessed risk. The procedures selected depend on the auditor's judgement, including the assessment of the risks of material misstatement of the standalone financial statements, whether due to fraud or error.

We believe that the audit evidence we have obtained is sufficient and appropriate to provide a basis for our audit opinion on the Company's internal financial controls with reference to these standalone financial statements.

Meaning of Internal Financial Controls With Reference to these Standalone Financial Statements

A company's internal financial controls with reference to standalone financial statements is a process designed to provide reasonable assurance regarding the reliability of financial reporting and the preparation of standalone financial statements for external purposes in accordance with generally accepted accounting principles. A company's internal financial controls with reference to standalone financial statements includes those policies and procedures that (1) pertain to the maintenance of records that, in reasonable detail, accurately and fairly reflect the transactions and dispositions of the assets of the company; (2) provide reasonable assurance that transactions are recorded as necessary to permit preparation of standalone financial statements in accordance with generally accepted accounting principles, and that receipts and expenditures of the company are being made only in accordance with authorisations of management and directors of the company; and (3) provide reasonable assurance regarding prevention or timely detection of unauthorised acquisition, use, or disposition of the company's assets that could have a material effect on the standalone financial statements.

Inherent Limitations of Internal Financial Controls with Reference to Standalone Financial Statements

Because of the inherent limitations of internal financial controls with reference to standalone financial statements, including the possibility of collusion or improper management override of controls, material misstatements due to error or fraud may occur and not be detected. Also, projections of any evaluation of the internal financial controls with reference to standalone financial statements to future periods are subject to the risk that the internal financial control with reference to standalone financial statements may become inadequate because of changes in conditions, or that the degree of compliance with the policies or procedures may deteriorate.

Opinion

In our opinion, the Company has, in all material respects, adequate internal financial controls with reference to standalone financial statements and such internal financial controls with reference to standalone financial statements were operating effectively as at March 31, 2024, based on the internal control over financial reporting criteria established by the Company considering the essential components of internal control stated in the Guidance Note issued by the ICAI.

For **S R B C & CO LLP**

Chartered Accountants

Firm's Registration No: 324982E/E300003

per Ravi Bansal

Partner

Membership No. 049365

ICAI UDIN: 24049365BKGVJD4544

Place of Signature: Mumbai

Date: May 14, 2024

Standalone Balance Sheet as at 31st March, 2024

Particulars	Note	As at 31 st March, 2024	As at 31 st March, 2023
I. ASSETS			
1 Non-Current Assets			
(a) Property, Plant and Equipment	3a	76,155.78	76,891.28
(b) Capital work-in-Progress	3b	3,811.22	2,219.52
(c) Goodwill	3b	675.60	675.60
(d) Other Intangible Assets	3b	44.22	107.25
(e) Financial Assets			
(i) Investments in Subsidiaries and Joint Ventures	4	313.78	313.78
(ii) Other Investments	5	62.52	43.14
(iii) Loans	6	335.54	317.74
(iv) Other Financial Assets	7	3,981.40	2,605.42
(f) Other Non-Current Assets	8	6,284.32	2,580.46
Total Non-Current Assets		91,664.38	85,754.19
2 Current Assets			
(a) Inventories	9	58,281.89	64,155.25
(b) Financial Assets			
(i) Investments	10	3,003.35	-
(ii) Trade Receivables	11	45,236.91	42,346.70
(iii) Cash and Cash Equivalents	12	6,024.89	677.98
(iv) Bank Balances other than cash and cash equivalents	13	259.79	311.94
(v) Other Financial Assets	14	2,575.29	1,547.18
(c) Current Tax Assets (Net)		390.39	537.42
(d) Other Current Assets	15	5,517.38	4,846.22
Total Current Assets		1,21,289.89	1,14,422.69
TOTAL ASSETS		2,12,954.27	2,00,176.88
II. EQUITY AND LIABILITIES			
1 Equity			
(a) Equity Share Capital	16	1,492.25	1,492.25
(b) Other Equity	17	1,31,489.48	1,23,691.64
Total Equity attributable to equity holders of the Company		1,32,981.73	1,25,183.89
2 Non-current liabilities			
(a) Financial Liabilities			
(i) Borrowings	19	12,655.21	16,032.87
(ii) Lease Liabilities	20	13,817.39	13,490.38
(iii) Other Financial Liabilities	21	6,949.38	7,223.47
(b) Provisions	22	576.43	508.52
(c) Deferred Tax Liabilities (Net)	23	1,460.08	1,402.48
Total Non-Current Liabilities		35,458.49	38,657.72
3 Current Liabilities			
(a) Financial Liabilities			
(i) Borrowings	24	12,080.10	2,837.08
(ii) Lease Liabilities	25	2,034.49	2,751.24
(iii) Trade Payables	26		
(a) Total Outstanding dues of micro enterprises and small enterprises		-	13.85
(b) Total Outstanding dues of creditors other than micro enterprises and small enterprises		21,083.95	21,969.14
(iv) Other Financial Liabilities	27	2,089.16	2,506.21
		37,287.70	30,077.52
(b) Other Current Liabilities	28	5,378.22	5,033.89
(c) Provisions	29	1,309.88	1,223.86
(c) Current Tax Liabilities (Net)		538.25	-
Total Current Liabilities		44,514.05	36,335.27
TOTAL EQUITY AND LIABILITIES		2,12,954.27	2,00,176.88
Material accounting policies	2		

The notes referred to above form an integral part of the standalone financial statements.

As per our report of even date attached.

For S R B C & CO LLP

Chartered Accountants

Firm's Registration No: 324982E/E300003

per Ravi Bansal

Partner

Membership No : 049365

Hiten V. Parekh

Managing Director

DIN : 00037550

Paresh B. Mehta

Chief Financial Officer

Membership No : 0044670

Mumbai

14th May, 2024

For and on Behalf of the Board of Directors of

Nilkamal Limited

CIN : L25209DN1985PLC000162

Manish V. Parekh

Joint Managing Director

DIN : 00037724

Nayan S. Parekh

Executive Director

DIN: 00037597

Priti P. Dave

Company Secretary

Membership No : 19469

Standalone Statement of Profit and Loss for the year ended 31st March, 2024

Particulars	Note	₹ in lakhs	
		For the Year ended 31 st March 2024	For the Year ended 31 st March 2023
I. Revenue from Operations	30	3,13,410.96	3,07,931.23
II. Other Income	31	1,579.62	1,184.69
III. Total Income (I+II)		3,14,990.58	3,09,115.92
IV. Expenses:			
Cost of Materials Consumed		1,29,510.82	1,34,506.23
Purchases of Stock in Trade		48,670.08	53,215.90
Changes in inventories of Finished Goods, Stock in Trade and Work-in-Progress	32	2,905.84	(2,236.29)
Employee Benefits Expense	33	24,237.84	21,572.85
Finance Costs	34	3,693.99	3,657.46
Depreciation and Amortisation Expenses	35	11,434.14	11,230.53
Other Expenses	36	80,216.75	70,840.04
Total Expenses		3,00,669.46	2,92,786.72
V. Profit Before Tax (III-IV)		14,321.12	16,329.20
VI. Tax Expense:			
Current Tax	37	3,550.00	3,916.49
Deferred Tax Charge / (Credit)	23	40.40	224.27
Adjustment in respect of current income tax of previous year	37	(0.50)	(3.42)
Total Tax Expenses		3,589.90	4,137.34
VII. Profit for the year (V-VI)		10,731.22	12,191.86
VIII. Other Comprehensive Income:			
Items that will not be reclassified to profit or loss			
Remeasurements gains/ (losses) of defined benefit asset		76.47	32.13
Income Tax effect on above		(19.24)	(8.08)
Items that will be reclassified subsequently to profit or loss			
Effective portion of losses on hedging instrument in a cash flow hedge		(8.15)	62.57
Income Tax effect on above		2.05	(11.80)
Other Comprehensive Income for the year, net of income tax		51.13	74.82
Total Comprehensive Income (VII + VIII)		10,782.35	12,266.68
IX. Earnings per equity share of ₹ 10 each (Previous Year ₹ 10 each)	48		
(1) Basic (in ₹)		71.91	81.70
(2) Diluted (in ₹)		71.91	81.70
Material accounting policies	2		

The notes referred to above form an integral part of the standalone financial statements.

As per our report of even date attached.

For S R B C & CO LLP

Chartered Accountants
Firm's Registration No: 324982E/E300003

per Ravi Bansal
Partner
Membership No : 049365

Hiten V. Parekh
Managing Director
DIN : 00037550

Paresh B. Mehta
Chief Financial Officer
Membership No : 0044670

**For and on Behalf of the Board of Directors of
Nilkamal Limited
CIN : L25209DN1985PLC000162**

Manish V. Parekh
Joint Managing Director
DIN : 00037724

Nayan S. Parekh
Executive Director
DIN: 00037597

Priti P. Dave
Company Secretary
Membership No : 19469

Mumbai
14th May, 2024

Mumbai
14th May, 2024

Standalone Cash Flow Statement for the year ended 31st March, 2024

	For the Year ended 31st March 2024	For the Year ended 31st March, 2023
(₹ in lakhs)		
A. CASH FLOW FROM OPERATING ACTIVITIES		
Profit before tax for the year	14,321.12	16,329.20
Adjustments for :		
Depreciation and amortisation	11,434.14	11,230.53
Forex Loss / (Profit) on Forward Contract	177.31	77.24
Profit on sale of Property, Plant and Equipment	(462.21)	(224.56)
Non-cash expenses adjustment for Gratuity	76.47	32.13
Finance Costs	3,693.99	3,657.46
Provision/Write back for doubtful debts and advances	112.92	136.51
Bad Debts Written off	25.16	73.04
Interest Income	(419.04)	(285.03)
Gain on Cancellation of Lease	(153.87)	(209.09)
Dividend Income on Equity Securities	(466.86)	(210.00)
Profit on valuation of Investment	(17.10)	(0.82)
Unrealised Foreign Currency Loss	-	21.89
	14,000.91	14,299.30
Operating Profit before Working Capital changes	28,322.03	30,628.50
Working capital adjustments:		
Decrease / (Increase) in Inventories	5,873.36	1,012.56
Increase in Trade Receivables	(3,028.29)	(12,063.77)
Decrease/(Increase) in Other Receivables	(3,296.38)	1,599.72
Increase in Trade Payables	(899.05)	862.26
Increase in Other Liabilities & Provisions	71.96	1,249.09
	(1,278.40)	(7,340.14)
Cash generated from operation	27,043.63	23,288.36
Direct Taxes Paid (Net of Refund)	(2,758.23)	(3,882.73)
	(2,758.23)	(3,882.73)
Net cash from operating activities (A)	24,285.40	19,405.63
B. CASH FLOWS FROM INVESTING ACTIVITIES		
Interest Received	315.15	220.25
Dividends Received	466.86	379.95
Proceeds from Sale of Property, Plant and Equipment	1,854.42	1,575.86
Acquisition of Property, Plant and Equipment	(15,334.94)	(19,575.40)
Investment in Mutual Fund	(6,279.33)	9.78
Redemption of Mutual fund	3,217.10	0.82
	(15,760.74)	(17,388.73)
Net cash used in investing activities (B)	(15,760.74)	(17,388.73)
C. CASH FLOW FROM FINANCING ACTIVITIES		
Receipt of Long term Borrowings	1,596.40	6,137.06
Repayment of Long term Borrowings	(1,223.49)	(1,744.12)
Increase in Short Term borrowings (Net)	5,475.35	(507.40)
Increase in Commercial Paper	-	(2,500.00)
Interest paid	(2,301.26)	(2,219.23)
Principle Amount paid towards Lease Liability	(2,392.52)	(2,643.26)
Interest paid towards Lease Liability	(1,347.72)	(1,444.86)
Dividends paid	(2,984.51)	(2,238.38)
	(3,177.75)	(7,160.20)
Net cash flow (used in) / from financing activities (C)	(3,177.75)	(7,160.20)
Net (decrease) / increase in cash and cash equivalents (A + B + C)	5,346.91	(5,143.30)
Cash and Cash Equivalents as at the beginning of the year	677.98	5,821.28
Cash and cash equivalents as at the end of the year	6,024.89	677.98
Net (decrease) / increase in cash and cash equivalents	5,346.91	(5,143.30)

Standalone Cash Flow Statement for the year ended 31st March, 2024 (Continued)

Notes to the cash flow statement

	(₹ in lakhs)	
	For the Year ended 31st March 2024	For the Year ended 31st March, 2023
1 Components of cash and cash equivalents (Refer Note 12)		
(a) Balance in Current Accounts	5,815.22	491.10
(b) Cheques on Hand	3.08	2.96
(c) Cash on Hand	125.52	84.39
(d) Bank Deposits with original maturity of 3 months or less	81.07	99.53
Cash and cash equivalents	6,024.89	677.98
2 Debt reconciliation statement in accordance with Ind AS 7		
Opening balances		
Long-term borrowing (Refer Note 19)	16,032.87	11,695.91
Current maturities of Long term borrowings (Refer Note 24)	1,910.99	1,839.08
Short-term borrowing (Refer Note 24)	926.09	3,933.49
	18,869.95	17,468.48
Movements		
Long-term borrowing	390.01	4,408.87
Short-term borrowing	5,475.35	(3,007.40)
	5,865.36	1,401.47
Closing balances		
Long-term borrowing (Refer Note 19)	12,655.21	16,032.87
Current maturities of Long term Borrowings (Refer Note 24)	3,000.00	1,910.99
Short-term borrowing (Refer Note 24)	9,080.10	926.09
	24,735.31	18,869.95

3 The Cash Flow statement has been prepared under the "Indirect Method" as set out in Accounting Standard (Ind AS-7) Statement of Cash Flows .

Material accounting policies (Refer Note 2)**As per our report of even date attached.****For S R B C & CO LLP**

Chartered Accountants

Firm's Registration No: 324982E/E300003

For and on Behalf of the Board of Directors of Nilkamal Limited

CIN : L25209DN1985PLC000162

per Ravi Bansal

Partner

Membership No : 049365

Hiten V. Parekh

Managing Director

DIN : 00037550

Manish V. Parekh

Joint Managing Director

DIN : 00037724

Nayan S. Parekh

Executive Director

DIN: 00037597

Paresh B. Mehta

Chief Financial Officer

Membership No : 0044670

Priti P. Dave

Company Secretary

Membership No : 19469

Mumbai
14th May, 2024Mumbai
14th May, 2024

Statement of Changes in Equity

Nilkamal Limited

Standalone Statement of Changes in Equity (SOCIE) for the year ended 31st March, 2024

(a) Equity share capital

Particulars	(₹ in Lakhs)	
	31st March, 2024	31st March, 2023
Balance at the beginning	1,492.25	1,492.25
Changes in Equity Share Capital due to prior period errors	-	-
Restated balance at the beginning of previous reporting period	-	-
Changes in Equity Share Capital during the year	-	-
Balance as at the year end	1,492.25	1,492.25

Particulars	Reserves & Surplus			Other Reserve		Total
	Retained Earnings	Securities Premium	General Reserve	Effective portion of cash flow hedges		
Balance at April 1, 2022	72,261.36	6,448.96	35,000.00	(46.98)		1,13,663.34
Profit for the year	12,191.86	-	-	-		12,191.86
Other comprehensive income for the year	24.05	-	-	50.77		74.82
Total comprehensive income for the year	12,215.91	-	-	50.77		12,266.68
Final dividend declared and paid	(2,238.38)	-	-	-		(2,238.38)
Balance at March 31, 2023	82,238.89	6,448.96	35,000.00	3.79		1,23,691.64
Profit for the year	10,731.22	-	-	-		10,731.22
Other comprehensive income for the year	57.23	-	-	(6.10)		51.13
Total comprehensive income for the year	10,788.45	-	-	(6.10)		10,782.35
Final Dividend paid	(2,984.51)	-	-	-		(2,984.51)
Balance at March 31, 2024	90,042.83	6,448.96	35,000.00	(2.31)		1,31,489.48

(₹ in lakhs)

The notes referred to above form an integral part of the standalone financial statements.

As per our report of even date attached.

For B S R & CO LLP
Chartered Accountants
Firm's Registration No: 324982E/E300003

For and on Behalf of the Board of Directors of Nilkamal Limited
CIN : L25209DN1985PLC000162

per Ravi Bansal
Partner
Membership No : 049365
Mumbai
14th May, 2024

Hiten V. Parekh
Managing Director
DIN : 00037550

Manish V. Parekh
Joint Managing Director
DIN : 00037724

Nayan S. Parekh
Executive Director
DIN : 00037597

Pareesh B. Mehta
Chief Financial Officer
Membership No : 0044670

Priti P. Dave
Company Secretary
Membership No : 19469

Mumbai
14th May, 2024

1 Corporate information

Nilkamal Limited ('the Company') (CIN L25209DN1985PLC000162) for the year ended 31 March 2024. The Company is a public company domiciled in India and is incorporated under the provisions of the Companies Act applicable in India. Its shares are listed on National Stock Exchange (NSE) and Bombay Stock Exchange (BSE) in India. The registered office of the Company is located at Survey 354/2 and 354/3, Near Rakholi Bridge, Silvassa Khanvel Road, Vasona, Silvassa - 396 230, Union Territory of Dadra and Nagar Haveli and Daman and Diu, India. The Company is principally engaged in the manufacturing of plastic and metal furniture and material handling products.

The financial statements were approved for issue in accordance with a resolution of the board of directors on 14 May 2024.

2 Material accounting policies

a) *Basis of preparation of Financial Statements:*

The Financial Statements of the Company have been prepared in accordance with the Indian Accounting Standards (Ind AS) to comply with the section 133 of the Companies Act 2013 ("the 2013 Act"), read with Rule 3 of the Companies (Indian Accounting Standards) Rules 2015, and Companies (Indian Accounting Standards) Rules, 2016.

All the assets and liabilities have been classified as current or non-current as per the Company's normal operating cycle and other criteria set out in Schedule III to the Act. Based on the nature of products and the time between the acquisition of assets for processing and their realization in cash and cash equivalent, the Company has ascertained the operating cycle to be 12 months.

Functional and presentation currency:

These standalone financial statements are presented in Indian rupees, which is the Company's functional currency. All amounts have been rounded off to two decimal places to the nearest lakh, unless otherwise indicated.

Historical cost convention:

The standalone financial statements have been prepared on a historical cost basis, except for the following:

- certain financial assets and liabilities (including derivative instrument) that are measured at fair value;
- defined benefit plans – plan assets measured at fair value.

b) *Use of Estimates and Judgements:*

The preparation of financial statements in accordance with Ind AS requires use of estimates and assumptions for some items, which might have an effect on their recognition and measurement in the balance sheet and statement of profit and loss. The actual amounts realised may differ from these estimates.

Estimates and assumptions are required in particular for:

- **Determination of the estimated useful lives of Property Plant and Equipment**

Useful lives of property plant and equipment are based on the life prescribed in Schedule II of the Companies Act, 2013. In cases, where the useful lives are different from that prescribed in Schedule II for plant and machinery and dies and moulds, they are based on technical advice, taking into account the nature of the asset, the estimated usage of the asset, the operating conditions of the asset, past history of replacement, anticipated technological changes, manufacturers' warranties and maintenance support.

- **Recognition and measurement of defined benefit obligations**

The obligation arising from defined benefit plan is determined on the basis of actuarial assumptions. Key actuarial assumptions include discount rate, trends in salary escalation, actuarial rates and life expectancy. The discount rate is determined by reference to market yields at the end of the reporting period on government bonds. The period to maturity of the underlying bonds correspond to the probable maturity of the post-employment benefit obligations.

- **Recognition of deferred tax assets and liabilities**

Deferred tax assets and liabilities are recognized for the future tax consequences of temporary differences between the carrying values of assets and liabilities and their respective tax bases, and unutilized business loss and depreciation carry-forwards and tax credits. Deferred tax assets are recognized to the extent that it is probable that future taxable income will be available against which the deductible temporary differences, unused tax losses, depreciation carry-forwards and unused tax credits could be utilized.

- **Recognition and measurement of other provisions**

The recognition and measurement of other provisions are based on the assessment of the probability of an outflow of resources, and on past experience and circumstances known at the balance sheet date. The actual outflow of resources at a future date may therefore vary from the amount included in other provisions.

- **Discounting of long-term financial assets / liabilities**

All financial assets / liabilities are required to be measured at fair value on initial recognition. In case of financial liabilities / assets which are required to subsequently be measured at amortised cost, interest is accrued using the effective interest method.

- **Segment reporting**

Operating segments are reported in a manner consistent with the internal reporting provided to the Chief Operating Decision Maker. The Company prepares its segment information in conformity with the accounting policies adopted for preparing and presenting the financial statements of the Company as a whole.

c) **Use of Estimates and Judgements:**

- **Fair value of financial instruments**

Derivatives are carried at fair value. Derivatives includes foreign currency forward contracts and interest rate swaps. Fair value of foreign currency forward contracts are determined using the fair value reports provided by respective bankers. Fair value of interest rate swaps are determined with respect to current market rate of interest.

- **Measurement of fair values**

The Company's accounting policies and disclosures require the measurement of fair values for financial instruments.

The Company has an established control framework with respect to the measurement of fair values. The management regularly reviews significant unobservable inputs and valuation adjustments. If third party information, such as broker quotes or pricing services, is used to measure fair values, then the management assesses the evidence obtained from the third parties to support the conclusion that such valuations meet the requirements of Ind AS, including the level in the fair value hierarchy in which such valuations should be classified.

When measuring the fair value of a financial asset or a financial liability, the Company uses observable market data as far as possible. Fair values are categorised into different levels in a fair value hierarchy based on the inputs used in the valuation techniques as follows.

- Level 1: quoted prices (unadjusted) in active markets for identical assets or liabilities.
- Level 2: inputs other than quoted prices included in Level 1 that are observable for the asset or liability, either directly (i.e. as prices) or indirectly (i.e. derived from prices).
- Level 3: inputs for the asset or liability that are not based on observable market data (unobservable inputs).

If the inputs used to measure the fair value of an asset or a liability fall into different levels of the fair value hierarchy, then the fair value measurement is categorised in its entirety in the same level of the fair value hierarchy as the lowest level input that is significant to the entire measurement.

d) **Standards issued but not yet effective**

Ministry of Corporate Affairs ("MCA") notifies new standard or amendments to the existing standards under Companies (Indian Accounting Standards) Rules as issued from time to time. There are no standards that are notified and not yet effective as on date.

e) **Property, plant and equipment:**

- **Recognition and measurement**

Items of property, plant and equipment are measured at cost less accumulated depreciation and any accumulated impairment losses.

The cost of an item of property, plant and equipment comprises:

Its purchase price, including import duties and non-refundable purchase taxes, after deducting trade discounts and rebates.

Any costs directly attributable to bringing the asset to the location and condition necessary for it to be capable of operating in the manner intended by management.

The initial estimate of the costs of dismantling and removing the item and restoring the site on which it is located, the obligation for which an entity incurs either when the item is acquired or as a consequence of having used the item during a particular period for purposes other than to produce inventories during that period.

Income and expenses related to the incidental operations, not necessary to bring the item to the location and condition necessary for it to be capable of operating in the manner intended by management, are recognised in statement of profit or loss.

Items such as spare parts, stand-by equipments and servicing that meets the definition of property, plant and equipment are capitalised at cost and depreciated over the useful life.

If significant parts of an item of property, plant and equipment have different useful lives, then they are accounted and depreciated for as separate items (major components) of property, plant and equipment.

Any gain or loss on disposal of an item of property, plant and equipment is recognised in profit or loss.

Capital work in progress is stated at cost and includes the cost of the assets that are not ready for their intended use at the Balance Sheet date.

- **Subsequent expenditure**

Subsequent expenditure is capitalised only if it is probable that the future economic benefits associated with the expenditure will flow to the Company and the cost of the item can be measured reliably.

f) **Depreciation:**

- Depreciation on property plant and equipment is provided on the straight-line method over the useful lives of assets as prescribed under Part C of Schedule II of the Companies Act, 2013 except for plant and machinery and Dies and moulds which is based on technical evaluation. Management believes that these useful lives best represent the period over which management expects to use these assets. Hence the useful life for plant and machinery of 10 years and for Dies and Moulds of 6 years for continuous running is different from the useful life as prescribed under Part C of Schedule II of the Companies Act 2013;

Useful life of property plant and equipment are reviewed at each balance sheet date and adjusted prospectively, if appropriate.

- Cost of leasehold land is amortised over the period of lease;
- Depreciation on addition to assets or on sale /discardment of assets, is calculated pro rata from the date of such addition or upto the date of such sale/discardment, as the case may be;
- Assets like mobile phones, telephone instruments, etc. are fully depreciated in the year of purchase / acquisition;
- Individual assets except assets given on lease acquired for less than ₹15,000/- are depreciated entirely in the year of acquisition.

g) **Intangible Fixed Assets :**

Intangible assets, which are acquired by the Company and have finite useful lives are measured at cost less accumulated amortisation and any accumulated impairment losses.

All other expenditure, including expenditure on internally generated goodwill and brands, is recognised in profit or loss as incurred.

h) **Goodwill:**

Goodwill that arises on a business combination is not amortised but it is tested for impairment annually or more frequently if events or changes in circumstances indicate that the asset may be impaired, and is carried at cost less accumulated impairment losses.

i) **Amortisation:**

Software (Intangible assets) are amortised over their estimated useful lives on a straight line basis but not exceeding the period of 36 months.

Useful life of Intangible assets are reviewed at each balance sheet date and adjusted prospectively, if appropriate.

j) **Financial Instruments:**

A financial instrument is any contract that gives rise to a financial asset of one entity and a financial liability or equity instrument of another entity. Financial instruments also include derivative contracts such as foreign currency foreign exchange forward contracts and, interest rate swaps and currency options; and embedded derivatives in the host contract.

Financial instruments also covers contracts to buy or sell a non-financial item that can be settled net in cash or another financial instrument, or by exchanging financial instruments, as if the contracts were financial instruments, with the exception of contracts that were entered into and continue to be held for the purpose of the receipt or delivery of a non-financial item in accordance with the entity's expected purchase, sale or usage requirements.

Derivatives are currently recognized at fair value on the date on which the derivative contract is entered into and are subsequently re-measured to their fair value at the end of each reporting period.

Cash Flow Hedges

The Company uses derivative financial instrument such as forward contracts and cross currency interest rate swaps to hedge its foreign currency risks and interest rate risks. Derivative financial instruments are initially recognised at fair value on the date on which a derivative contract is entered into and are subsequently remeasured at fair value. Derivatives are carried as financial assets when the fair value is positive and as financial liabilities when the fair value is negative.

Any gains or losses arising from changes in the fair value of derivatives are taken directly to the Statement of Profit and Loss, except for the effective portion of cash flow hedge, which is recognised in Other Comprehensive Income and accumulated in Cash Flow Hedge Reserve included in the Reserves and Surplus while any ineffective portion is recognised immediately in the Statement of Profit and Loss.

For the purpose of hedge accounting, hedges are classified as:

Fair value hedges when hedging the exposure to changes in the fair value of a recognised asset or liability.

Cash flow hedges when hedging exposure to variability in cash flows that is either attributable to particular risk associated with a recognised asset or liability.

At the inception of a hedge relationship, the Company formally designates and documents the hedge relationship to which the Company wishes to apply hedge accounting and the risk management objective and strategy for undertaking the hedge. The documentation includes identification of the hedging instrument, the hedged item or transaction, the nature of the risk being hedged and how the entity will assess the effectiveness of changes in the hedging instrument's fair value in offsetting the exposure to changes in the hedged item's fair value or cash flows attributable to the hedged risk. Such hedges are expected to be highly effective in achieving offsetting changes in fair value or cash flows and are assessed on an ongoing basis to determine that they actually have been highly effective throughout the financial reporting periods for which they were designated.

Hedge accounting is discontinued from the last testing date when the hedging instrument expires or is sold, terminated, or exercised, or no longer qualifies for hedge accounting. Cumulative gain or loss on such hedging instrument recognised in Cash Flow Hedge Reserve is retained there until the forecasted transaction occurs. If a hedged transaction is no longer expected to occur, the net cumulative gain or loss recognised in Cash Flow Hedge Reserve is transferred to Statement of Profit and Loss for the year.

Financial Assets

Classification

The Company shall classify financial assets as subsequently measured at amortised cost, fair value through other comprehensive income or fair value through profit or loss on the basis of its business model for managing the financial assets and the contractual cash flow characteristics of the financial asset.

Initial recognition and measurement

All financial assets are recognised initially at fair value plus, in the case of financial assets not recorded at fair value through profit or loss, transaction costs that are attributable to the acquisition of the financial asset. Purchases or sales of financial assets that require delivery of assets within a time frame established by regulation or convention in the market place (regular way trades) are recognised on the trade date, i.e., the date that the Company commits to purchase or sell the asset.

Debt instruments at amortised cost

A 'debt instrument' is measured at the amortised cost if both the following conditions are met:

- a) The asset is held within a business model whose objective is to hold assets for collecting contractual cash flows, and
- b) Contractual terms of the asset give rise on specified dates to cash flows that are solely payments of principal and interest (SPPI) on the principal amount outstanding.

After initial measurement, such financial assets are subsequently measured at amortised cost using the effective interest rate (EIR) method. Amortised cost is calculated by taking into account any discount or premium on acquisition and fees or costs that are an integral part of the EIR. The EIR amortisation is included in finance income in the profit or loss. The losses arising from impairment are recognised in the profit or loss. This category generally applies to trade and other receivables. For more information on receivables (Refer Note 44).

Equity investments

All equity investments in scope of Ind-AS 109 are measured at fair value. Equity instruments which are held for trading are classified as at FVTPL. For all other equity instruments, the Company decides to classify the same either as at FVOCI or FVTPL. The Company makes such election on an instrument-by-instrument basis. The classification is made on initial recognition and is irrevocable.

If the Company decides to classify an equity instrument as FVOCI, then all fair value changes on the instrument, excluding dividends, are recognized in the OCI. There is no recycling of the amounts from OCI to profit and loss, even on sale of investment. However, the Company may transfer the cumulative gain or loss within equity.

Equity instruments included within the FVTPL category are measured at fair value with all changes recognized in the profit and loss.

Derecognition

A financial asset (or, where applicable, a part of a financial asset or part of a Company of similar financial assets) is primarily derecognised (i.e. removed from the Company's balance sheet) when:

- The rights to receive cash flows from the asset have expired, or
- The Company has transferred its rights to receive cash flows from the asset or has assumed an obligation to pay the received cash flows in full without material delay to a third party under a 'pass-through' arrangement; and either (a) the Company has transferred substantially all the risks and rewards of the asset, or (b) the Company has neither transferred nor retained substantially all the risks and rewards of the asset, but has transferred control of the asset.

When the Company has transferred its rights to receive cash flows from an asset or has entered into a pass-through arrangement, it evaluates if and to what extent it has retained the risks and rewards of ownership. When it has neither transferred nor retained substantially all of the risks and rewards of the asset, nor transferred control of the asset, the Company continues to recognise the transferred asset to the extent of the Company's continuing involvement. In that case, the Company also recognises an associated liability. The transferred asset and the associated liability are measured on a basis that reflects the rights and obligations that the Company has retained.

Continuing involvement that takes the form of a guarantee over the transferred asset is measured at the lower of the original carrying amount of the asset and the maximum amount of consideration that the Company could be required to repay.

Impairment of financial assets

In accordance with Ind-AS 109, the Company applies expected credit loss (ECL) model for measurement and recognition of impairment loss on the following financial assets and credit risk exposure:

- a) Financial assets that are debt instruments, and are measured at amortised cost e.g., loans, debt securities, deposits, and bank balance.
- b) Trade receivables - The application of simplified approach does not require the Company to track changes in credit risk. Rather, it recognises impairment loss allowance based on lifetime ECLs at each reporting date, right from its initial recognition. Trade receivables are tested for impairment on a specific basis after considering the sanctioned credit limits, security like letters of credit, security deposit collected etc. and expectations about future cash flows.

Financial liabilities

Classification

The Company classifies all financial liabilities as subsequently measured at amortised cost, except for financial liabilities at fair value through profit or loss. Such liabilities, including derivatives that are liabilities, shall be subsequently measured at fair value.

Initial recognition and measurement

Financial liabilities are classified, at initial recognition, as financial liabilities at fair value through profit or loss, loans and borrowings, payables, or as derivatives designated as hedging instruments in an effective hedge, as appropriate.

All financial liabilities are recognised initially at fair value and, in the case of loans and borrowings and payables, net of directly attributable and incremental transaction cost.

Amortised cost is calculated by taking into account any discount or premium on acquisition and fees or costs that are an integral part of the EIR. The EIR amortisation is included as finance costs in the statement of profit and loss.

The Company's financial liabilities include trade and other payables, loans and borrowings including bank overdrafts and derivative financial instruments.

Derecognition

A financial liability is derecognised when the obligation under the liability is discharged or cancelled or expires. When an existing financial liability is replaced by another from the same lender on substantially different terms, or the terms of an existing liability are substantially modified, such an exchange or modification is treated as the derecognition of the original liability and the recognition of a new liability. The difference in the respective carrying amounts is recognised in the statement of profit or loss.

Offsetting of financial instruments

Financial assets and financial liabilities are offset and the net amount is reported in the balance sheet if there is a currently enforceable legal right to offset the recognised amounts and there is an intention to settle on a net basis, to realise the assets and settle the liabilities simultaneously.

k) *Valuation of Inventories:*

Inventories of Raw Materials, Packing Materials, Stores and Spares, Work-in Progress, Traded goods and Finished goods are valued 'at cost and net realisable value' whichever is lower. Cost comprises all cost of purchase, appropriate direct production overheads and other costs incurred in bringing the inventories to their present location and condition. Cost formulae used is 'Weighted Average Cost'. Due allowance is estimated and made for defective and obsolete items, wherever necessary, based on the past experience of the Company. Net realisable value is the estimated selling price in the ordinary course of business, less the estimated costs of completion and the estimated costs necessary to make the sale. Raw materials and other supplies held for use in the production of inventories are not written down below cost except in case where material prices have declined and it is estimated that the cost of the finished product will exceed its net realisable value.

l) *Employee Benefits:*

Short Term Employee Benefits

All employee benefits payable within twelve months of rendering the service are recognised in the period in which the employee renders the related service.

Post Employment / Retirement Benefits

Contribution to Defined Contribution Plans such as Provident Fund, Employees' State Insurance Corporation, etc., are charged to the Statement of Profit and Loss as incurred.

Defined Benefit Plans – The present value of the obligation under such plans is determined based on an actuarial valuation by an independent actuary at the end of each year, using the Projected Unit Credit Method. In the case of gratuity, which is funded, the fair value of the plan assets is reduced from the gross obligation under the defined benefit plans, to recognise the obligation on net basis.

Remeasurement of net defined benefit liability, which comprises actuarial gains and losses and the return on plan assets (excluding interest) and the effect of the asset ceiling (if any excluding interest), are recognized immediately in other comprehensive income.

Other Long Term Employee Benefits**Compensated Absences**

Accumulated compensated absences, which are expected to be availed or encashed within 12 months from the end of the year-end are treated as short term employee benefits. The obligation towards the same is measured at the expected cost of accumulating compensated absences as the additional amount expected to be paid as a result of the unused entitlement as at the year-end. Accumulated compensated absences, which are expected to be availed or encashed beyond 12 months from the end of the year-end are treated as other long-term employee benefits. The Company's liability is actuarially determined (using the Projected Unit Credit method) at the end of each year. Actuarial losses/ gains are recognised in the Statement of Profit and Loss in the year in which they arise.

m) **Foreign Exchange Transactions:**

Transactions in foreign currencies are translated into the respective functional currencies of the Company at the exchange rates at the dates of the transactions.

Monetary assets and liabilities denominated in foreign currencies are translated into the functional currency at the exchange rate at the reporting date. Non-monetary assets and liabilities that are measured at fair value in a foreign currency are translated into the functional currency at the exchange rate when the fair value was determined. Foreign currency differences are generally recognised in profit or loss. Non-monetary items that are measured based on historical cost in a foreign currency are translated using the exchange rate as at the date of the transaction.

n) **Borrowing Costs:**

Borrowing costs that are directly attributable to the acquisition or construction of an asset that necessarily takes a substantial period of time to get ready for its intended use are capitalised as part of the cost of that asset till the date it is ready for its intended use or sale. Other borrowing costs are recognised as an expense in the period in which they are incurred.

o) **Revenue Recognition:**

The Company derives revenues primarily from sale of manufactured goods, traded goods and related services.

Revenue is recognised on satisfaction of performance obligation upon transfer of control of promised products or services to customers in an amount that reflects the consideration the Company expects to receive in exchange for those products or services. The performance obligations in our contracts are fulfilled at the time of dispatch, delivery or upon formal customer acceptance depending on customer terms.

Revenue is measured based on transaction price allocated to that performance obligation, after deduction of any discounts, sales incentives / schemes and any taxes or duties collected on behalf of the government such as goods and services tax, etc. Accumulated experience is used to estimate the provision for such discounts and sales incentives / schemes. Revenue is only recognised to the extent that it is highly probable a significant reversal will not occur.

Dividend income is recognized in statement of profit and loss only when the right to receive payment is established.

Export incentives receivable under various schemes are accounted on accrual basis.

Interest income is recognized using the effective interest rate method.

p) **Leases:**

At the inception it is assessed, whether a contract is a lease or contains a lease. A contract is a lease or contains a lease if it conveys the right to control the use of an identified asset, for a period of time, in exchange for consideration.

To assess whether a contract conveys the right to control the use of an identified asset, Company assesses whether the contract involves the use of an identified asset. Use may be specified explicitly or implicitly.

- Use should be physically distinct or represent substantially all of the capacity of a physically distinct asset.
- If the supplier has a substantive substitution right, then the asset is not identified.
- Company has the right to obtain substantially all of the economic benefits from use of the asset throughout the period of use
- Company has the right to direct the use of the asset.

- In cases where the usage of the asset is predetermined, the right to direct the use of the asset is determined when Company has the right to use the asset or Company designed the asset in a way that predetermines how and for what purpose it will be used.

At the commencement or modification of a contract, that contains a lease component, Company allocates the consideration in the contract, to each lease component, on the basis of its relative standalone prices. For leases of property, it is elected not to separate non-lease components and account for the lease and non-lease components as a single lease component.

As a Lessee:

Company recognizes a right-of-use asset and a lease liability at the lease commencement date.

Right-of-use asset (ROU):

The right-of-use asset is initially measured at cost. Cost comprises of the initial amount of the lease liability adjusted for any lease payments made at or before the commencement date, any initial direct costs incurred by the lessee, an estimate of costs to dismantle and remove the underlying asset or to restore the underlying asset or the site on which it is located less any lease incentives received.

After the commencement date, a lessee shall measure the right-of-use asset applying cost model, which is Cost less any accumulated depreciation and any accumulated impairment losses and also adjusted for certain re-measurements of the lease liability.

Right-of-use asset is depreciated using straight-line method from the commencement date to the end of the lease term. If the lease transfers the ownership of the underlying asset to the Company at the end of the lease term or the cost of the right-of-use asset reflects Company will exercise the purchase option, ROU will be depreciated over the useful life of the underlying asset, which is determined based on the same basis as property, plant and equipment.

Lease liability:

Lease liability is initially measured at the present value of lease payments that are not paid at the commencement date. Discounting is done using the implicit interest rate in the lease, if that rate cannot be readily determined, then using Company's incremental borrowing rate. Incremental borrowing rate is determined based on entity's borrowing rate adjusted for terms of the lease and type of the asset leased.

Lease payments included in the measurement of the lease liability comprises of fixed payments (including in substance fixed payments), variable lease payments that depends on an index or a rate, initially measured using the index or rate at the commencement date, amount expected to be payable under a residual value guarantee, the exercise price under a purchase option that the Company is reasonably certain to exercise, lease payments in an optional renewal period if the Company is reasonably certain to exercise an extension option, and penalties for early termination of a lease unless the Company is reasonably certain not to terminate early.

Lease liability is measured at amortised cost using the effective interest method. Lease liability is re-measured when there is a change in the lease term, a change in its assessment of whether it will exercise a purchase, extension or termination option or a revised in-substance fixed lease payment, a change in the amounts expected to be payable under a residual value guarantee and a change in future lease payments arising from change in an index or rate.

When the lease liability is re-measured, corresponding adjustment is made to the carrying amount of the right-of-use asset. If the carrying amount of the right-of-use asset has been reduced to zero it will be recorded in statement of profit and loss.

Right-of-use asset is presented under "Property Plant and Equipment" and lease liabilities are presented under "Financial liabilities" in the balance sheet.

Company has elected not to recognise right-of-use assets and lease liabilities for short-term leases. The lease payments associated with these leases are recognised as an expense on a straight-line basis over the lease term.

Lessor

At the commencement or modification of a contract, that contains a lease component, Company allocates the consideration in the contract, to each lease component, on the basis of its relative standalone prices.

At the inception of the lease, it is determined whether it is a finance lease or an operating lease. If the lease transfers substantially all of the risks and rewards incidental to ownership of the underlying asset, then it is a financial lease, otherwise it is an operating lease.

If the lease arrangement contains lease and non-lease components, then the consideration in the contract is allocated using the principles of IND AS 115. The Company tests for the impairment losses at the year end. Payment received under operating lease is recognised as income on straight line basis, over the lease term.

The accounting policies applicable to the Company as a lessor, in the comparative period, were not different from IND AS 116.

q) **Business combinations**

Business combinations are accounted for using the acquisition accounting method as at the date of the acquisition, which is the date at which control is transferred to the Company. The consideration transferred in the acquisition and the identifiable assets acquired and liabilities assumed are recognised at fair values on their acquisition date. Goodwill is initially measured at cost, being the excess of the aggregate of the consideration transferred and the amount recognised for non-controlling interests, and any previous interest held, over the net identifiable assets acquired and liabilities assumed. The Company recognizes any non-controlling interest in the acquired entity on an acquisition-by-acquisition basis either at fair value or at the non-controlling interest's proportionate share of the acquired entity's net identifiable assets. Consideration transferred does not include amounts related to settlement of pre-existing relationships. Such amounts are recognised in the standalone statement of profit and loss. Transaction costs are expensed in the standalone statement of profit and loss as incurred, other than those incurred in relation to the issue of debt or equity securities which are directly adjusted in other equity. Any contingent consideration

payable is measured at fair value at the acquisition date. Subsequent changes in the fair value of contingent consideration are recognised in the standalone statement of profit and loss.

Common Control:

Business combinations involving entities that are ultimately controlled by the same part(ies) before and after the business combination are considered as Common control entities and are accounted using the pooling of interest method as follows:

- The assets and liabilities of the combining entities are reflected at their carrying amounts.
- No adjustments are made to reflect the fair values, or recognise new assets or liabilities. Adjustments are made to harmonise accounting policies.
- The financial information in the financial statements in respect of prior periods is restated as if the business combination has occurred from the beginning of the preceding period in the financial statements, irrespective of the actual date of the combination.

The balance of the retained earnings appearing in the financial statements of the transferor is aggregated with the corresponding balance appearing in the financial statements of the transferee or is adjusted against general reserve, security premium, capital redemption reserve and retained earnings. The identity of the reserves are preserved and the reserves of the transferor become the reserves of the transferee.

The difference if any, between the amounts recorded as share capital plus any additional consideration in the form of cash or other assets and the amount of share capital of the transferor is transferred to capital reserve and is presented separately from other capital reserves.

r) **Impairment of non-financial assets**

The carrying values of assets/cash generating units at each balance sheet date are reviewed for impairment if any indication of impairment exists. If the carrying amount of the assets exceed the estimated recoverable amount, an impairment is recognised for such excess amount.

The recoverable amount is the greater of the net selling price and their value in use. Value in use is arrived at by discounting the future cash flows to their present value based on an appropriate discount factor.

When there is indication that an impairment loss recognised for an asset (other than a revalued asset) in earlier accounting periods which no longer exists or may have decreased, such reversal of impairment loss is recognised in the Statement of Profit and Loss, to the extent the amount was previously charged to the Statement of Profit and Loss. In case of revalued assets, such reversal is not recognised.

s) **Cash and cash equivalents**

Cash and cash equivalent in the balance sheet comprise cash at banks and on hand and short-term deposits with remaining maturity of three months or less, which are subject to an insignificant risk of changes in value.

For the purpose of the statement of cash flows, cash and cash equivalents consist of cash and short-term deposits, as defined above, net of outstanding bank overdrafts as they are considered an integral part of the Company's cash management.

t) **Taxation:**

Income tax expense comprises current and deferred tax. It is recognised in profit or loss except to the extent that it relates to a business combination, or items recognised directly in equity or in OCI.

i) **Current tax**

Current tax comprises the expected tax payable or receivable on the taxable income or loss for the year and any adjustment to the tax payable or receivable in respect of previous years. It is measured using tax rates enacted or substantively enacted at the reporting date. Current tax also includes any tax arising from dividends.

Current tax assets and liabilities are offset only if, the Company:

- a) has a legally enforceable right to set off the recognised amounts; and
- b) intends either to settle on a net basis, or to realise the asset and settle the liability simultaneously.

Uncertain Tax position:

Management periodically evaluates positions taken in the tax returns with respect to situations in which applicable tax regulations are subject to interpretation and establishes provisions where appropriate. The provision is estimated based on one of two methods, the expected value method (the sum of the probability weighted amounts in a range of possible outcomes) or the single most likely amount method, depending on which is expected to better predict the resolution of the uncertainty.

ii) **Deferred tax**

Deferred tax is recognised in respect of temporary differences between the carrying amounts of assets and liabilities for financial reporting purposes and the amounts used for taxation purposes. Deferred tax is not recognised for:

- temporary differences on the initial recognition of assets or liabilities in a transaction that is not a business combination and that affects neither accounting nor taxable profit or loss;
- temporary differences related to investments in subsidiaries and associates to the extent that the Company is able to control the timing of the reversal of the temporary differences and it is probable that they will not reverse in the foreseeable future; and
- taxable temporary differences arising on the initial recognition of goodwill.

Deferred tax assets are recognised for unused tax losses, unused tax credits and deductible temporary differences to the extent that it is probable that future taxable profits will be available, against which they can be used. Deferred tax assets are reviewed at each reporting date and are reduced to the extent that it is no longer probable that the related tax benefit will be realised; such reductions are reversed when the probability of future taxable profits improves.

Unrecognized deferred tax assets are reassessed at each reporting date and recognised to the extent that it has become probable that future taxable profits will be available against which they can be used.

Deferred tax is measured at the tax rates that are expected to be applied to temporary differences when they reverse, using tax rates enacted or substantively enacted at the reporting date.

The measurement of deferred tax reflects the tax consequences that would follow from the manner in which the Company expects, at the reporting date, to recover or settle the carrying amount of its assets and liabilities.

Deferred tax assets and liabilities are offset only if:

- a) The entity has a legally enforceable right to set off current tax assets against current tax liabilities; and
- b) The deferred tax assets and the deferred tax liabilities relate to income taxes levied by the same taxation authority on the same taxable entity.

Deferred tax asset / liabilities in respect of on temporary differences, which originate and reverse during the tax holiday period are not recognised. Deferred tax assets / liabilities in respect of temporary differences that originate during the tax holiday period but reverse after the tax holiday period are recognised.

u) **Government Grants:**

Grants received from the government are recognized at their fair value where there is reasonable assurance that the grant will be received and the Company will comply with the conditions.

Government grants related to income are deferred and recognized in the profit or loss over the period necessary to match them with the costs that they are intended to compensate and netted off with the expense in the statement of profit and loss.

Government grants related to purchase of property plant and equipment are recognised by deducting the grant from the carrying amount of the property plant and equipment in which case the grant is recognised in profit or loss as a reduction of depreciation charged.

v) **Provisions, Contingent Assets and Contingent Liabilities:**

A provision is recognised when the Company has a present obligation (legal or constructive) as a result of a past event and it is probable that an outflow of resources embodying economic benefits will be required to settle the obligation, in respect of which a reliable estimate can be made. These are reviewed at each balance sheet date and adjusted to reflect the current management estimates.

If the effect of the time value of money is material, provisions are determined by discounting the expected future cash flows specific to the liability. The unwinding of the discount is recognised as finance cost.

Contingent Liabilities are disclosed in respect of possible obligations that arise from past events, but their existence is confirmed by the occurrence or non-occurrence of one or more uncertain future events not wholly within the control of the Company.

A contingent asset is a possible asset that arises from past events and whose existence will be confirmed only by the occurrence or non-occurrence of one or more uncertain future events not wholly within the control of the entity. Contingent Assets are not recognised till the realization of the income is virtually certain. However, the same are disclosed in the financial statements where an inflow of economic benefits is probable.

w) **Earnings per share**

Basic earnings per share is computed by dividing the net profit for the period attributable to the equity shareholders of the Company by the weighted average number of equity shares outstanding during the period. The weighted average number of equity shares outstanding during the period and for all periods presented is adjusted for events, such as bonus shares, other than the conversion of potential equity shares that have changed the number of equity shares outstanding, without a corresponding change in resources.

For the purpose of calculating diluted earnings per share, the net profit for the period attributable to equity shareholders and the weighted average number of shares outstanding during the period is adjusted for the effects of all dilutive potential equity shares.

3a Property, Plant and Equipment

	Freehold Land	Leasehold Land	Building	Plant and Equipments	Furniture and Fixtures	Vehicles	Office Equipments	Lease Equipments	Leasehold Improvements	Right of Use Assets (see note i below)	Total
(₹ in lakhs)											
Gross Block :											
Balance as at 1st April 2022	1,471.09	419.27	20,758.34	55,588.69	4,808.74	226.84	2,825.61	996.92	1,543.35	24,103.33	1,12,742.18
Additions	2,197.11	2.66	1,572.98	14,062.35	633.63	27.86	366.78	407.10	76.00	2,055.97	21,402.44
Adjustments (Inter head Transfer)	-	-	-	51.85	-	-	(49.89)	-	(1.96)	-	0.00
Disposals	66.61	-	121.86	280.10	44.50	75.87	130.52	-	137.07	1,953.06	2,809.59
Balance as at 31st March 2023	3,601.59	421.93	22,209.46	69,422.79	5,397.87	178.83	3,011.98	1,404.02	1,480.32	24,206.24	1,31,335.03
Balance as at 1st April 2023	3,601.59	421.93	22,209.46	69,422.79	5,397.87	178.83	3,011.98	1,404.02	1,480.32	24,206.24	1,31,335.03
Additions	292.60	-	1,919.75	6,729.53	68.58	11.78	449.03	-	5.66	2,393.42	11,870.35
Adjustments (Inter head Transfer)	-	-	-	6.00	-	-	(6.00)	-	-	149.48	149.48
Disposals	0.09	2.48	313.26	659.65	103.18	20.16	141.52	417.21	67.16	700.36	2,425.07
Balance as at 31st March 2024	3,894.10	419.45	23,815.95	75,498.67	5,363.27	170.45	3,313.49	986.81	1,418.82	26,048.78	1,40,929.79
Accumulated Depreciation / Amortisation :											
Balance as at 1st April 2022	-	17.19	4,017.75	25,697.77	2,653.46	115.02	2,090.65	196.97	1,230.24	8,728.96	44,748.01
Depreciation/ Amortisation for the year	-	3.01	855.58	6,335.56	397.28	20.47	348.57	220.54	50.36	2,922.66	11,154.03
Adjustments (Inter head Transfer)	-	-	-	20.23	-	-	(18.27)	-	(1.96)	-	-
Disposals	-	-	18.59	151.79	26.32	47.75	94.79	-	84.39	1,034.66	1,458.29
Balance as at 31st March 2023	-	20.20	4,854.74	31,901.77	3,024.42	87.74	2,326.16	417.51	1,194.25	10,616.96	54,443.75
Balance as at 1st April 2023	-	20.20	4,854.74	31,901.77	3,024.42	87.74	2,326.16	417.51	1,194.25	10,616.96	54,443.75
Depreciation/ Amortisation for the year	-	2.32	883.97	6,877.55	389.61	19.25	345.92	242.56	37.32	2,564.62	11,363.12
Adjustments (Inter head Transfer)	-	-	-	1.06	-	-	(1.06)	-	-	-	-
Disposals	-	-	31.55	67.00	81.13	13.79	136.55	321.58	67.16	314.10	1,032.86
Balance as at 31st March 2024	-	22.52	5,707.16	38,713.38	3,332.90	93.20	2,554.47	338.49	1,164.41	12,867.48	64,774.01
Net Block :											
As at 31st March 2023	3,601.59	401.73	17,354.72	37,521.02	2,373.45	91.09	685.82	986.51	286.07	13,589.28	76,891.28
As at 31st March 2024	3,894.10	396.93	18,108.79	36,785.29	2,030.37	77.25	779.02	648.32	254.41	13,181.30	76,155.78

Notes :-

- a) Leasehold land acquisition value includes ₹ 0.01 lakh (Previous Year ₹ 0.01 lakh) paid by way of subscription of shares for membership of co-operative housing society.
- b) Adjustment includes Inter head transfer or modification in terms of lease
- c) Title deeds not held in the name of the Company

(₹ in lakhs)

Relevant line item in Balance Sheet	Description of item of property	Gross carrying value (₹ in Lakhs)	Title deeds held in the name of	Whether title deed holder is a promoter, director or relative of promoter/director or employee of promoter/director	Property held since which date	Reason for not being held in the name of the company
Property plant and equipments	Freehold Land	0.68	Nilkamal Crates and Bins	No	01-11-2007	Pending completion of the relevant formalities of certain immovable properties which vested in the Company pursuant to the scheme of amalgamation, such assets continue to be in the name of the erstwhile amalgamated companies
Property plant and equipments	Buildings	87.15	Stackwell Marketing services Pvt. Ltd.	No	01-11-2007	

- d) Capital work-in-progress : Aging schedule (₹ in lakhs)

31st March 2024	Amount of CWIP for period of				Total
	Less than 1 year	1-2 years	2-3 years	More than 3 years	
Capital work-in-progress	2,311.76	1,499.46	-	-	3,811.22
Projects temporarily suspended	-	-	-	-	-

31st March 2023	Amount of CWIP for period of				Total
	Less than 1 year	1-2 years	2-3 years	More than 3 years	
Capital work-in-progress	2,076.96	-	(h) 142.56	-	2,219.52
Projects temporarily suspended	-	-	-	-	-

- e) Expected completion schedule of capital work in progress where cost or time overrun has exceeded original plan.

(₹ in lakhs)

2023-24	To be completed in				Total
	Less than 1 year	1-2 years	2-3 years	More than 3 years	
Projects in Progress					
Greenfield project at Hosur	1,458.01	-	-	-	1,458.01

(₹ in lakhs)

2022-23	To be completed in				Total
	Less than 1 year	1-2 years	2-3 years	More than 3 years	
Projects in Progress	-	-	-	-	-

- f) For Capital commitment with regards to property plant and equipment (Refer Note 39 (b)).
- g) For Assets on hypothecation as security against borrowing (Refer Note 19).
- h) Capitalisation pending due to pending approval from relevant authority.

i) Details of Right of Use

(₹ in lakhs)

	Land & Building	Computer Server	Vehicles	Total
Gross Block :				
Balance as at 1st April, 2022	22,699.69	399.55	1,004.09	24,103.33
Additions	1,940.68	-	115.29	2,055.97
Disposals	1,553.51	399.55	-	1,953.06
Balance as at 31st March, 2023	23,086.86	-	1,119.38	24,206.24
Balance as at 1st April, 2023	23,086.86	-	1,119.38	24,206.24
Additions	2,393.42	-	-	2,393.42
Adjustment	149.48	-	-	149.48
Disposals	700.36	-	-	700.36
Balance as at 31st March, 2024	24,929.40	-	1,119.38	26,048.78
Amortisation				
Balance as at 1st April, 2022	7,820.68	365.04	543.24	8,728.96
Amortisation for the year	2,755.25	34.51	132.90	2,922.66
Disposals / Adjustments	635.11	399.55	-	1,034.66
Balance as at 31st March, 2023	9,940.82	-	676.14	10,616.96
Balance as at 1st April, 2023	9,940.82	-	676.14	10,616.96
Amortisation for the year	2,448.92	-	115.70	2,564.62
Disposals / Adjustments	314.10	-	-	314.10
Balance as at 31st March, 2024	12,075.64	-	791.84	12,867.48
Net Block :				
As at 31st March, 2023	13,146.04	-	443.24	13,589.28
As at 31st March, 2024	12,853.76	-	327.54	13,181.30

Notes :-

- a) The Company incurred ₹ 2,491.16 lakhs for the year ended 31st March, 2024 (Previous year ₹ 1,514.13 lakhs) towards expenses relating to short-term leases and leases of low-value assets. The total cash outflow for leases is ₹ 6,231.40 lakhs for the year ended 31st March, 2024 (Previous year ₹ 5,607.37 lakhs), including cash outflow of short-term leases and leases of low-value assets. Interest on lease liabilities is ₹ 1,347.72 lakhs (Previous year ₹ 1,444.86 lakhs) for the year..

b) Movement of Lease Liabilities :

(₹ in lakhs)

Particulars	31st March 2024	31st March 2023
Opening Balance	16,241.62	17,882.64
Additions	2,393.42	2,055.97
Accretion of Interest	1,347.72	1,444.85
Payments	(3,740.24)	(4,093.24)
Modification / Adjustment	149.48	-
Termination of lease contract	(540.12)	(1,048.60)
Closing Balance	15,851.88	16,241.62
Current	13,817.39	13,490.38
Non-current	2,034.49	2,751.24

- c) The Company's leases comprise of land and buildings, vehicles and computer server. The Company leases land and buildings for manufacturing, retail stores and warehouse facilities.
- d) Maturity analysis of Undiscounted Contractual Future lease Outflow are as follows.

(₹ in lakhs)

Period	31st March 2024	31st March 2023
Within one year	3,328.12	3,805.05
One to Five years	8,425.13	10,221.24
More than Five years	14,508.23	28,864.82

- e) Adjustment includes modification in terms of lease.
- f) The effective Interest rate for Lease liabilities is 8.50%.

3b Goodwill and Other Intangible Assets

	(₹ in lakhs)		
	Goodwill	Computer Software	Total
Gross Block :			
Balance as at 1st April 2022	675.60	677.47	1,353.07
Additions	-	39.53	39.53
Disposals	-	-	-
Balance as at 31st March 2023	<u>675.60</u>	<u>717.00</u>	<u>1,392.60</u>
Balance as at 1st April 2023	675.60	717.00	1,392.60
Additions	-	7.99	7.99
Disposals	-	-	-
Balance as at 31st March 2024	<u>675.60</u>	<u>724.99</u>	<u>1,400.59</u>
Amortisation :			
Balance as at 1st April 2022	-	533.25	533.25
Amortisation for the year	-	76.50	76.50
Disposals / Adjustments	-	-	-
Balance as at 31st March 2023	<u>-</u>	<u>609.75</u>	<u>609.75</u>
Balance as at 1st April 2023	-	609.75	609.75
Amortisation for the year	-	71.02	71.02
Adjustments	-	-	-
Disposals / Adjustments	-	-	-
Balance as at 31st March 2024	<u>-</u>	<u>680.77</u>	<u>680.77</u>
Net Block :			
As at 31st March 2023	675.60	107.25	782.85
As at 31st March 2024	<u>675.60</u>	<u>44.22</u>	<u>719.82</u>

	(₹ in lakhs)	
	As at <u>31st March, 2024</u>	As at 31st March, 2023
4 Investments in Subsidiaries and Joint Ventures		
(Valued at cost unless stated otherwise)		
Investments (Unquoted)		
Investment in Equity instruments		
(a) Investment in Subsidiary Companies		
(i) 1,520,000 (Previous year - 1,520,000) Equity Shares of SLR 10/- each of Nilkamal Eswaran Plastics Private Limited, Srilanka, fully paid up	93.62	93.62
(ii) 1 (Previous year - 1) Equity share of DHS 185,000/- each of Nilkamal Crates and Bins, FZE, fully paid up	19.65	19.65
(iii) 4,440,000 (Previous year - 4,440,000) Equity Shares of of Rs. 10/ each of Nilkamal Storage Systems Private Limited, (formerly known as Nilkamal Bito Storage Systems Private Limited) fully paid up		
(iv) 99 (Previous year 99) Equity share of ₹ 10/- each of Nilkamal Foundation, fully paid up	0.01	0.01
(b) Investments in Joint Ventures		
(i) 105,000 (Previous year 105,000) Equity Shares of ₹10/- each of Cambro Nilkamal Private Limited, fully paid up	200.50	200.50
Total	<u>313.78</u>	<u>313.78</u>
Aggregate value of unquoted investments	313.78	313.78

		(₹ in lakhs)	
		As at	As at
		31st March, 2024	31st March, 2023
5	Other Non-Current Investments (Refer Note 44)		
	Unquoted		
	(a) Investments - Others	62.20	42.82
	327,370 (Previous year - 225,370) Equity Shares of ₹ 10/- each of Beta Wind Farm Private Limited fully paid up		
	(b) Investment in Government Securities (valued at amortised cost)		
	National Savings Certificates	0.32	0.32
	(Pledged with Government Authorities)		
	Total	62.52	43.14
	Aggregate value of unquoted investments (non current)	62.52	43.14
6	Non-Current Loans		
	<i>Unsecured, Considered good</i>		
	(a) Employee Loans	335.54	317.74
	Total	335.54	317.74
	There are no loans or advances in the nature of loans granted to promoters, Directors, KMPs and their related parties (as defined under Companies Act, 2013), either severally or jointly with any other person, that are:		
	(a) repayable on demand; or		
	(b) without specifying any terms or period of repayment		
7	Other Non-Current Financial Assets		
	<i>Unsecured, considered good</i>		
	(a) Bank Deposits with more than 12 months maturity	82.36	87.28
	(b) Derivative Assets	-	185.43
	(c) Finance Lease Receivables	1,425.29	-
	(d) Security Deposit		
	(a) With other than related parties	1,753.75	1,612.71
	(b) With related parties (Refer Note 41)	720.00	720.00
	Total	3,981.40	2,605.42
8	Other Non-Current Assets		
	<i>Unsecured, considered good</i>		
	To parties other than related parties :		
	(a) Capital Advances	5,325.94	1,632.96
	(b) Advances other than capital advances		
	Deposit with Government Authorities	958.38	947.50
	Total	6,284.32	2,580.46
	The Company has not given any advances to directors of the Company either severally or jointly with any other persons or advances to firm or any other companies respectively in which any director is partner or a member.		
9	Inventories		
	(Valued at the lower of cost and net realisable value)		
	(a) Raw Material (including Goods in transit ₹ 464.75 lakhs (Previous year - ₹ 297.37 lakhs))	12,371.59	15,793.35
	(b) Work-in-Progress	5,488.80	5,536.75
	(c) Finished Goods	17,585.27	17,275.59
	(d) Stock in Trade (including Goods in transit ₹ 437.26 lakhs (Previous year - ₹ 844.26 lakhs))	17,332.12	20,499.69
	(e) Stores and Spares	4,918.77	4,393.02
	(f) Packing Material	585.34	656.85
	Total	58,281.89	64,155.25
	(i) For Inventories on hypothecation as security against borrowing refer note 24		
	(ii) During the year an amount of ₹ 646.80 lakhs (Previous year ₹ 554.14 lakhs) was charged to the statement of profit and loss on account of Damage and Slow Moving Inventory.		

(₹ in lakhs)

	As at 31st March, 2024	As at 31st March, 2023
10 Investments		
Quoted		
Investment in Liquid Fund Growth Scheme (valued at FVTPL) (Refer Note 44)		
(a) 128,987.654 units (Previous year Nil) of Union Liquid Fund-Growth Scheme	3003.35	-
Total	3003.35	-
Aggregate value of quoted investments (current)	3003.35	-
11 Trade Receivables		
(a) Considered good - Secured	4,473.06	4,370.97
(b) Considered good - Unsecured	40,763.85	37,975.73
(c) With significant increase in credit risk	-	-
(d) Credit impaired	1,209.65	1,096.73
	46,446.56	43,443.43
Less: Provision for Loss Allowance	(1,209.65)	(1,096.73)
Total	45,236.91	42,346.70

- (i) For Trade receivables on hypothecation as security against borrowing (Refer note 24)
- (ii) Trade receivables (unsecured considered good) includes ₹ 466.22 lakhs (Previous year ₹ 424.99 lakhs) due from related parties. (Refer Note 41)
- (iii) Trade receivables are non-interest bearing and are generally on terms of 30 to 90 days.

Trade Receivables ageing :

As at 31st March, 2024

(₹ in lakhs)

Particulars	Not Due	Less than 6 months	6 months to 1 Year	1-2 Years	2-3 Years	More than 3 Years	Total
Undisputed Trade Receivables - Considered Goods	17,788.93	21,957.92	4,308.43	996.14	89.18	96.31	45,236.91
Undisputed Trade Receivables - Which have significant increase in credit risk	-	-	-	-	-	-	-
Undisputed Trade Receivables - Credit Impaired	-	-	42.95	473.75	238.55	309.48	1,064.73
Disputed Trade Receivables - Considered Goods	-	-	-	-	-	-	-
Disputed Trade Receivables - Which have significant increase in credit risk	-	-	-	-	-	-	-
Disputed Trade Receivables - Credit Impaired	-	-	-	5.02	3.00	136.90	144.92
	17,788.93	21,957.92	4,351.38	1,474.91	330.13	542.69	46,446.56
Less : Allowance for Credit Loss	-	-	42.95	478.77	241.54	446.39	1,209.65
Total Trade Receivables	17,788.93	21,957.92	4,308.43	996.14	89.19	96.30	45,236.91

As at 31st March, 2023

(₹ in lakhs)

Particulars	Not Due	Less than 6 months	6 months to 1 Year	1-2 Years	2-3 Years	More than 3 Years	Total
Undisputed Trade Receivables - Considered Goods	17,708.64	20,882.62	2,693.91	904.22	153.64	37.74	42,380.77
Undisputed Trade Receivables - Which have significant increase in credit risk	-	-	-	-	-	-	-
Undisputed Trade Receivables - Credit Impaired	-	-	58.48	462.44	121.64	267.13	909.69
Disputed Trade Receivables - Considered Goods	-	-	-	-	-	16.10	16.10
Disputed Trade Receivables - Which have significant increase in credit risk	-	-	-	-	-	-	-
Disputed Trade Receivables - Credit Impaired	-	-	2.97	4.49	12.15	117.26	136.87
	17,708.64	20,882.62	2,755.36	1,371.15	287.43	438.23	43,443.43
Less : Allowance for Credit Loss	-	-	61.87	479.80	139.17	415.88	1,096.73
Total Trade Receivables	17,708.64	20,882.62	2,693.49	891.35	148.26	22.35	42,346.70

(i) There are no unbilled receivables, hence the same is not disclosed in the ageing schedule.

(₹ in lakhs)

	As at 31st March, 2024	As at 31st March, 2023
12 Cash and Cash Equivalents		
(a) Cash on Hand	125.52	84.39
(b) Cheques on Hand	3.08	2.96
(c) Balance with Banks in Current Accounts	5,815.22	491.10
(d) Bank Deposits with original maturity of 3 months or less	81.07	99.53
Total	6,024.89	677.98
13 Bank Balances other than Cash and Cash Equivalents		
(a) Bank Deposits with original maturity of 3-12 months	208.27	146.75
(b) Earmarked Balance with Banks *	51.52	165.19
Total	259.79	311.94
* The above includes unclaimed dividend of ₹ 51.52 lakhs (previous year ₹ 55.19 lakhs) and amount transferred to CSR project expenditure account for ongoing projects ₹ Nil (previous ₹ 110.00 lakhs)		
14 Other Current Financial Assets		
(a) Interest Receivable	5.89	4.78
(b) Discount Receivable	1,337.75	689.99
(c) Finance Lease receivable	666.16	-
(d) Unsecured, Considered good		
To Parties other than related parties :		
Security Deposit	556.00	819.29
(e) Credit impaired		
Security Deposits Considered Doubtful	52.05	52.05
Less: Provision for Loss Allowance	(52.05)	(52.05)
(f) Other Receivables	9.49	33.12
Total	2,575.29	1,547.18

Other receivables (unsecured considered good) includes ₹ 9.48 lakhs (Previous year ₹ 4.82 lakhs) due from subsidiaries and joint venture companies. (Refer Note 41)

(₹ in lakhs)

	As at 31st March, 2024	As at 31st March, 2023
15 Other Current Assets		
Unsecured, Considered good		
To parties other than related Parties		
(a) Advance to Vendors	2,132.16	2,017.00
(b) Advance for Expenses	52.54	160.35
(c) Balances with Statutory/ Government authorities	2,455.77	1,662.01
(d) Prepaid Expenses	696.70	567.96
(e) Employee Loans	-	22.13
(f) Prepaid Gratuity (Refer Note 46)	46.46	179.19
(g) Deposit	-	8.79
(h) Others	133.75	228.79
Total	5,517.38	4,846.22
16 Share Capital		
Authorised		
27,000,000 (Previous year 27,000,000) Equity Shares of ₹ 10/- each	2,700.00	2,700.00
3,000,000 (Previous year 3,000,000) Preference Shares of ₹ 10/- each	300.00	300.00
Total	3,000.00	3,000.00
Issued, Subscribed and Fully Paid-up		
1,49,22,525 Equity Shares of ₹10/- each	1,492.25	1,492.25
(Previous year - 1,49,22,525 Equity Shares of ₹10/- each)		
Total	1,492.25	1,492.25

a) Rights, preferences and restrictions attached to Equity Shares:

The Company has only one class of equity shares having a par value of ₹10 per share. Each shareholder is eligible for one vote per share held. The dividend proposed by the Board of Directors is subject to the approval of the shareholders in the ensuing Annual General Meeting, except in case of interim dividend. In the event of liquidation, the equity shareholders are eligible to receive the remaining assets of the Company after distribution of all preferential amounts, in proportion to their shareholding.

b) Details of equity shares held by shareholders holding more than 5% of the aggregate equity shares in the Company:

Name of the Shareholder	As at 31 st March, 2024		As at 31 st March, 2023	
	No. of shares held	% of Holding	No. of shares held	% of Holding
Hiten V. Parekh	18,01,738	12.07%	18,01,738	12.07%
Manish V. Parekh	15,16,043	10.16%	15,16,043	10.16%
Nayan S. Parekh	22,02,344	14.75%	22,02,344	14.75%
Nilkamal Builders Private Limited	14,64,000	9.81%	14,64,000	9.81%
Heirloom Finance Private Limited	9,12,000	6.11%	9,12,000	6.11%

c) Reconciliation of number of equity shares outstanding as at the beginning and closing of the year:

Particulars	2023-24		2022-23	
	Numbers	₹ (in Lakhs)	Numbers	₹ (in Lakhs)
Shares outstanding at the beginning of the year	1,49,22,525	1,492.25	1,49,22,525	1,492.25
Shares issued during the year	-	-	-	-
Shares bought back during the year	-	-	-	-
Shares outstanding at the end of the year	1,49,22,525	1,492.25	1,49,22,525	1,492.25

d) Details of Shares held by Promoters :

Name of the Promoter	No. of Shares as at 31st March 2023	Changes during the year	No. of Shares as at 31st March 2024	% of total Shares of the Company as at 31st March 2024	% change in shareholding during the year
Hiten V. Parekh	18,01,738	-	18,01,738	12.07	-
Nayan S. Parekh	22,02,344	-	22,02,344	14.76	-
Manish V. Parekh	15,16,043	-	15,16,043	10.16	-
Nilkamal Builders Private Limited	14,64,000	-	14,64,000	9.81	-
Heirloom Finance Private Limited	9,12,000	-	9,12,000	6.11	-
Purvi N. Parekh	4,35,124	-	4,35,124	2.92	-
Manju M. Parekh	3,92,796	-	3,92,796	2.63	-
Mihir H. Parekh	2,31,900	-	2,31,900	1.55	-
Eashan M. Parekh	1,31,900	-	1,31,900	0.88	-
Dhanay Nayan Parekh	1,31,900	-	1,31,900	0.88	-
Vamanrai V. Parekh	1,32,900	-	1,32,900	0.89	-
Sharad V. Parekh	1,20,800	-	1,20,800	0.81	-
Smriti H. Parekh	7,101	-	7,101	0.05	-
Priyanka H. Parekh	50,000	-	50,000	0.34	-
Natasha Manish Parekh	50,000	-	50,000	0.34	-
Dhaniti Nayan Parekh	50,000	-	50,000	0.34	-
Shrimant Holdings Pvt. Ltd.	500	-	500	-	-

(₹ in lakhs)

As at
31st March, 2024 As at
31st March, 2023

17 Other Equity

(a) Retained Earnings

At the commencement of the year	82,238.89	72,261.36
Add : Profit for the year	10,731.22	12,191.86
Add : Remeasurements gains/(losses) of defined benefit asset	57.23	24.05

Appropriations

Final Dividend 31st March, 2023 ₹20 per share (31st March 2022 ₹15 per share)	(2,984.51)	(2,238.38)
	90,042.83	82,238.89

(b) Securities Premium

At the commencement and at the end of the year	6,448.96	6,448.96
	6,448.96	6,448.96

	(₹ in lakhs)	
	As at 31st March, 2024	As at 31st March, 2023
(c) General Reserve		
At the commencement of the year	35,000.00	35,000.00
Add: Transferred from Retained Earnings	-	-
At the end of the year	<u>35,000.00</u>	<u>35,000.00</u>
(d) Items of Other Comprehensive Income		
i) Cash Flow Hedge Reserve		
At the commencement of the year	3.79	(46.98)
Add : Net gain / (loss) recognised on cash flow hedge (Refer Note 40)	(6.10)	50.77
At the end of the year	<u>(2.31)</u>	<u>3.79</u>
Total Other Equity	<u>1,31,489.48</u>	<u>1,23,691.64</u>

Nature and purpose of reserves

1) Retained earnings

Retained earnings are the profits that the Company has earned till date, less any transfers to general reserve, dividends or other distributions paid to shareholders. This includes remeasurement of defined benefit plans (net of taxes) arising due to actuarial valuation of gratuity, that will not be routed through Statement of Profit and Loss subsequently.

2) Securities premium

Securities premium is used to record the premium on issue of shares. The reserve can be utilised only for limited purposes in accordance with the provisions of the Companies Act, 2013.

3) General reserve

General reserve is used to transfer profits from retained earnings for appropriation purposes. The amount is to be utilised in accordance with the provision of the Companies Act, 2013

4) Cash flow hedge reserve

For hedging foreign currency exposure risk, the Company uses forward contracts swaps which is also designated as cash flow hedges. To the extent these hedges are effective; the change in fair value of the hedging instrument is recognised in the cash flow hedging reserve. Amount recognised in the cash flow hedging reserve is reclassified to profit or loss when the hedged item affects profit or loss.

	(₹ in lakhs)	
	For theyear ended 31st March, 2024	For the year ended 31st March, 2023
18 Dividend Distribution and Proposed Dividend:		
Dividends on equity shares declared and paid:		
Final Dividend for the year ended 31st March, 2023 ₹ 20 per share (31st March 2022 ₹ 15 per share)	2,984.51	2,238.38
Proposed dividends on equity shares:		
Proposed Dividend for the year ended 31st March, 2024 ₹ 20 per share (31st March 2023 ₹ 20 per share)	2,984.51	2,984.51
Proposed Dividend on equity shares are subject to approval at the Annual General Meeting and are not recognised as a liability as at 31st March, 2024.		

(₹ in lakhs)

	As at 31st March, 2024	As at 31st March, 2023
19 Non-Current Financial Liabilities - Borrowings		
Secured Loan (For Security and terms of repayment)		
Term Loan from Banks		
(i) Rupee Loans	7,783.11	6,186.71
(ii) Non Convertible Debenture	4,872.10	9,846.16
Total	12,655.21	16,032.87
* Current maturities of Long Term Borrowings disclosed under Borrowings Current Financial Liabilities : (Refer Note 24)	* 7,991.16	* 1,910.99
Rupee Term loans:		
Rupee term loans of ₹10,783.11 Lakhs (Previous year ₹6,874.21 Lakhs) from the Banks are secured on hypothecation of Company's moveable properties. These loans are repayable in equal quarterly installment, last installment will be due in March 2028 as per repayment schedules, having interest rate from 8.25% p.a. to 9.00% p.a. Current maturity of Rupee term loan due within 12 months of ₹3,000 Lakhs (Previous year ₹687.50 Lakhs)		
Non Convertible Debentures:		
Non Convertible Debentures of ₹ 9,900 Lakhs (gross of charges) (Previous year ₹ 9,900 Lakhs) from the Bank are secured on first pari passu basis by way of equitable mortgage created on Company's moveable properties Plant and Machinery, Furniture and Fixtures. These debentures are repayable in two bullet payments ₹ 5,000 lakhs (gross of charges) due on 8th March 2025 & ₹ 4,900 lakhs (gross of charges) due on 8th March 2027, having interest rate of 6.8% and 7.4% respectively.		
20 Non-Current Financial Liabilities -Lease Liabilities		
Lease Liabilities (Refer Note 3a (i) (b))	13,817.39	13,490.38
Total	13,817.39	13,490.38
21 Other Non-Current Financial Liabilities		
Security Deposit Received	6,949.38	7,223.47
Total	6,949.38	7,223.47
22 Non-Current Provisions		
Provision for employee benefits (Refer Note 46)		
Compensated Absences	576.43	508.52
Total	576.43	508.52
23 Deferred Tax Liabilities (Net)		
Major components of deferred tax assets and liabilities arising on account of timing differences are:		
Deferred Tax Liabilities :		
Depreciation and Amortisation	5,611.61	5,979.68
Allowances under Income Tax Act	212.00	212.00
	5,823.61	6,191.68
Deferred Tax Assets :		
Disallowances under Income Tax Act	4,363.53	4,789.20
	4,363.53	4,789.20
Deferred Tax Liabilities (Net)	1,460.08	1,402.48

Movement in deferred tax balances

As at 31st March 2024

(₹ in lakhs)

	Net balance 1st April, 2023	Recognised in profit or loss	Recognised in OCI	Charge in respect of earlier years	Net	Deferred tax asset	Deferred tax liability
Deferred tax asset / (liabilities)							
Property, plant and equipment	(5,979.68)	368.07	-	-	(5,611.61)	-	(5,611.61)
Employee benefits	284.23	63.35	(19.24)	-	328.34	328.34	-
Provision for Doubtful Debts / Advances	263.40	41.04	-	-	304.44	304.44	-
Other provisions	4,029.57	(512.86)	2.05	-	3,518.75	3,730.75	(212.00)
Tax assets (Liabilities)	(1,402.48)	(40.40)	(17.19)	-	(1,460.08)	4,363.53	(5,823.61)
Set off tax							
Net tax assets / (liabilities)	(1,402.48)	(40.40)	(17.19)	-	(1,460.08)	4,363.53	(5,823.61)

As at 31st March 2023

(₹ in lakhs)

	Net balance 1st April, 2022	Recognised in profit or loss	Recognised in OCI	Charge in respect of earlier years	Net	Deferred tax asset	Deferred tax liability
Deferred tax asset / (liabilities)							
Property, plant and equipment	(6,162.14)	182.46	-	-	(5,979.68)	-	(5,979.68)
Employee benefits	288.57	3.74	(8.08)	-	284.23	284.23	-
Provision for Doubtful Debts / Advances	241.66	21.74	-	-	263.40	263.40	-
Other provisions	4,473.57	(432.21)	(11.80)	-	4,029.57	4,346.26	(316.69)
Tax assets (Liabilities)	(1,158.34)	(224.27)	(19.88)	-	(1,402.48)	4,893.89	(6,296.37)
Set off tax							
Net tax assets / (liabilities)	(1,158.34)	(224.27)	(19.88)	-	(1,402.48)	4,893.89	(6,296.37)

- (1) The Company offsets tax assets and liabilities if and only if it has a legally enforceable right to set off current tax assets and current tax liabilities and the deferred tax assets and deferred tax liabilities relate to income taxes levied by the same tax authority.
- (2) Management judgment is required in determining provision for income tax, deferred income tax assets and liabilities and recoverability of deferred income tax assets. The recoverability of deferred income tax assets is based on estimates of taxable income in which the relevant entity operates and the period over which deferred income tax assets will be recovered.

(₹ in lakhs)

	As at 31st March, 2024	As at 31st March, 2023
24 Current Financial Liabilities - Borrowings		
Secured Loan		
Working Capital Loan from Banks		
Rupee Loans	4,088.94	926.09
Current maturities of Long-Term borrowings (Refer note 19)		
Rupee Loans	3,000.00	687.50
Foreign Currency Loan	-	1,223.49
Non Convertible Debenture	4,991.16	-
Total	12,080.10	2,837.08

Working Capital loans:

Working capital facilities of ₹ 4,088.94 Lakhs (Previous year ₹ 926.09 Lakhs) from Banks are secured on first pari passu basis by way of hypothecation of current assets (inventories and trade receivables) of the Company, second pari passu charge by way of equitable mortgage on the Company's immovable property. Working Capital Loans repayable on Demand having Interest Rate from 7.26 % to 9.80 % p.a. (Previous Year 6.21% p.a. to 8.89% p.a).

Foreign Currency Term loans:

Foreign currency term loans of ₹ Nil (Previous year ₹ 1,223.49 Lakhs) from the Banks are secured on first pari passu basis by way of equitable mortgage created on Company's all moveable properties. These loans are repayable in equal quarterly installment, last installment was due in February 2024 as per repayment schedules, having interest rate from 3 months LIBOR +1.05% to 1.38% p.a. which are reset periodically.

25 Current Financial Liabilities -Lease Liabilities

Lease Liabilities (Refer Note 3a (i) (b))	2,034.49	2,751.24
Total	2,034.49	2,751.24

26 Trade Payables

(a) Total Outstanding dues of micro enterprises and small enterprises	-	13.85
(b) Total Outstanding dues of creditors other than micro enterprises and small enterprises	21,083.95	21,969.14
Total	21,083.95	21,982.99

Trade payables includes ₹ 135.29 lakhs (Previous year ₹ 50.11 lakhs) due from related parties. (Refer Note 41)

Trade Payables ageing :**as at 31st March, 2024**

(₹ in lakhs)

Particulars	Unbilled	Not Due	Less than 1 year	1-2 Years	2-3 Years	More than 3 Years	Total
Total Outstanding dues of MSME	-	-	-	-	-	-	-
Total Outstanding dues of Trade payables other than MSME	4,644.67	10,157.22	4,893.16	686.47	300.88	401.54	21,083.94
Disputed dues of MSME	-	-	-	-	-	-	-
Disputed dues of Trade payables other than MSME	-	-	-	-	-	-	-
Total Trade Payables	4,644.67	10,157.22	4,893.16	686.47	300.88	401.54	21,083.94

as at 31st March, 2023

(₹ in lakhs)

Particulars	Unbilled	Not Due	Less than 1 year	1-2 Years	2-3 Years	More than 3 Years	Total
Total Outstanding dues of MSME	-	10.34	3.51	-	-	-	13.85
Total Outstanding dues of Trade payables other than MSME	3,009.52	12,822.18	5,463.19	173.29	193.80	307.16	21,969.14
Disputed dues of MSME	-	-	-	-	-	-	-
Disputed dues of Trade payables other than MSME	-	-	-	-	-	-	-
Total Trade Payables	3,009.52	12,832.52	5,466.70	173.29	193.80	307.16	21,982.99

(i) Terms and Conditions of Trade Payables :

- Trade payables are non interest bearing and normally settled in 30-60 days terms.
- For terms and conditions with Related parties refer to note 41.

(ii) Under the Micro, Small and Medium Enterprises Development Act, 2006, (MSMED) which came into force from 2nd October 2006, as amended on 1st June,2020, certain disclosures are required to be made relating to Micro, Small and Medium enterprises. On the basis of the information and records available with the management, there are no outstanding dues as at 31st March,2024 to the Micro and Small enterprises as defined in the Micro, Small and Medium Enterprises Development Act, 2006, except as stated below.

(₹ in lakhs)

Particulars	31st March, 2024	31st March, 2023
Principal amount remaining unpaid to any supplier as at the year end	-	13.85
Interest due thereon	-	-
Amount of interest paid by the Company in terms of section 16 of the MSMED, along with the amount of the payment made to the supplier beyond the appointed day during the accounting year	-	-
Amount of interest due and payable for the period of delay in making payment (which have been paid but beyond the appointed day during the period) but without adding the interest specified under the MSMED	-	-
Amount of interest accrued and remaining unpaid at the end of the accounting year	-	-

(₹ in lakhs)

	As at 31st March, 2024	As at 31st March, 2023
27 Other Current Financial Liabilities		
(a) Book Overdrafts	15.97	16.39
(b) Interest accrued but not due on borrowings	88.04	60.13
(c) Derivative Liability	1.29	-
(d) Unclaimed Dividends (Refer note 13)	51.52	55.19
(e) Payable for purchase of property, plant and equipment	528.77	707.85
(f) Employee Benefits payable	1,403.57	1,556.65
(g) Unspent CSR Expenses	-	110.00
Total	2,089.16	2,506.21

There are no amount due for payment to Investor Education and Protection Fund under Section 125 of the Companies Act, 2013 as at 31st March 2024 (Previous year Nil)

		(₹ in lakhs)	
		As at 31st March, 2024	As at 31st March, 2023
28	Other Current Liabilities		
	(a) Advance from Customers	3,670.82	3,172.12
	(b) Statutory Dues		
	(i) Sales Tax / Goods and services tax	1,004.76	1,269.27
	(ii) Tax deducted at source	540.25	433.97
	(iii) Employee related dues	162.27	158.53
		<u>1,707.28</u>	<u>1,861.77</u>
	(c) Other Payable	0.12	-
	Total	<u>5,378.22</u>	<u>5,033.89</u>
29	Current Provisions		
	(a) Provision for Employee Benefits (Refer Note 46)		
	(i) Compensated Absences	501.36	453.21
		<u>501.36</u>	<u>453.21</u>
	(b) Others Provisions		
	(i) Provision For Product Warranties	656.86	664.17
	(ii) Provision Others	151.66	106.48
	Total	<u>1,309.88</u>	<u>1,223.86</u>

Particulars	31st March, 2024		31st March, 2023	
	Warranty Provision	Other Provision	Warranty Provision	Other Provision
	Opening Balance	664.17	106.48	638.91
Additions	465.57	45.18	596.80	-
Utilisations / Reversals	472.88	-	571.54	10.00
Closing Balance	656.86	151.66	664.17	106.48

- a) Provision is estimated for expected warranty claim in respect of products sold during the year based on past experience regarding defective claim of products and cost of rectification or replacement. It is expected that most of this cost will be incurred over next 12 months which is as per warranty terms.
- b) Other provisions are provisions in respect of probable claims, the outflow of which would depend on the cessation of the respective events.

		(₹ in lakhs)	
		For the year ended 31st March, 2024	For the year ended 31st March, 2023
30	Revenue from Operations		
	(a) Sale of Products		
	(i) Domestic	3,02,020.18	2,95,955.60
	(ii) Export	5,602.80	6,822.65
		<u>3,07,622.98</u>	<u>3,02,778.25</u>
	(b) Sale of Services	1,771.96	1,978.73
	(c) Other Operating Revenue		
	(i) Sale of Scrap	1,133.90	1,322.12
	(ii) Technical and Management Fees	613.51	490.35
	(iii) Erection Charges	1,556.91	991.87
	(iv) Others	711.70	369.91
	Revenue from Operations	<u>3,13,410.96</u>	<u>3,07,931.23</u>

Revenue from Contract from Customer

A. Revenue Streams

The Company generates revenue primarily from the sale of Plastic articles and Life style Furniture, Furnishings and Accessories to its customers. Other sources of revenue include Sale of services and Technical management fees as stated above.

B. Disaggregation of revenue from contracts with customers

In the following table, revenue from contracts with customers is disaggregated by primary geographical market, major products and service lines and timing of revenue recognition.

(₹ in lakhs)

	Category					
	Plastics		Life style Furniture, Furnishings and Accessories		Total	
	For the Year ended 31st March 2024	For the Year ended 31st March 2023	For the Year ended 31st March 2024	For the Year ended 31st March 2023	For the Year ended 31st March 2024	For the Year ended 31st March 2023
Primary geographical markets						
Gross Domestic Revenue	2,89,058.76	2,80,717.00	19,275.39	22,732.13	3,08,334.15	3,03,449.13
Less: Inter Segment Revenue	525.99	2,340.55	-	-	525.99	2,340.55
Net Domestic Revenue	2,88,532.77	2,78,376.45	19,275.39	22,732.13	3,07,808.16	3,01,108.58
Export Revenue	5,602.80	6,822.65	-	-	5,602.80	6,822.65
	2,94,135.57	2,85,199.10	19,275.39	22,732.13	3,13,410.96	3,07,931.23
Revenue types						
Sale of products	2,88,416.66	2,80,207.72	19,206.32	22,570.53	3,07,622.98	3,02,778.25
Sale of Services	1,721.13	1,824.00	50.83	154.73	1,771.96	1,978.73
Sale of Scrap	1,115.66	1,309.48	18.24	12.64	1,133.90	1,322.12
Technical and Management Fees	613.51	490.35	-	-	613.51	490.35
Erection Charges	1,556.91	991.87	-	-	1,556.91	991.87
Others	711.70	375.68	-	(5.77)	711.70	369.91
	2,94,135.57	2,85,199.10	19,275.39	22,732.13	3,13,410.96	3,07,931.23
Timing of revenue recognition						
Products transferred at a point in time	2,90,244.02	2,81,892.88	19,224.56	22,577.40	3,09,468.58	3,04,470.28
Services transferred over time	3,891.55	3,306.22	50.83	154.73	3,942.38	3,460.95
Revenue from contracts with customers	2,94,135.57	2,85,199.10	19,275.39	22,732.13	3,13,410.96	3,07,931.23
External revenue as reported	2,94,135.57	2,85,199.10	19,275.39	22,732.13	3,13,410.96	3,07,931.23

C. Reconciliation of Revenue from operation with Contract price

(₹ in lakhs)

	For the year ended 31st March, 2024	For the year ended 31st March, 2023
Contract Price	3,35,406.34	3,26,629.78
Less: Sales Returns	3,940.94	3,422.43
Schemes and Discounts	18,054.44	15,276.12
Total Revenue from Operation	3,13,410.96	3,07,931.23

D. Contract balances

The following table provides information about receivables from contracts with customers.

	Note	As at 31st March, 2024	(₹ in lakhs) As at 31st March, 2023
Advance from customer, which are included in 'Other Current Liabilities'	28	3,670.82	3,172.12
Receivables, which are included in 'trade receivables'	11	45,236.91	42,346.70
			(₹ in lakhs)
		For the year ended 31st March, 2024	For the year ended 31st March, 2023
31 Other Income			
(a) Interest Income		419.04	285.03
(b) Dividend Income from Joint Ventures		466.86	210.00
(c) Other Non- Operating Income			
(i) Gain on Sale of Investments		17.10	0.82
(ii) Gain on Cancellation / Modification of Lease		153.87	209.09
(iii) Foreign Exchange Gain (net)		60.54	255.19
(iv) Profit on property, plant and equipment Sold / Discarded (Net)		462.21	224.56
Total		1,579.62	1,184.69
32 Changes in Inventories of Finished Goods, Traded Goods and Work-in-Progress			
Opening Stock			
Work in Progress		5,536.75	5,595.99
Finished Goods		17,275.59	17,629.69
Stock in Trade		20,499.69	17,850.06
		43,312.03	41,075.74
Closing Stock			
Work in Progress		5,488.80	5,536.75
Finished Goods		17,585.27	17,275.59
Stock in Trade		17,332.12	20,499.69
		40,406.19	43,312.03
Total		2,905.84	(2,236.29)
33 Employee Benefits Expense			
(a) Salary, Wages and Bonus		21,550.42	19,276.34
(b) Contribution to Provident and Other funds (Refer Note 46)		1,068.11	972.55
(c) Workmen and Staff Welfare Expenses		1,619.31	1,323.96
Total		24,237.84	21,572.85
34 Finance Costs			
(a) Interest on Financial Liabilities		2,218.01	2,122.97
(b) Interest Expense on Lease Liabilities		1,347.72	1,444.86
(c) Other Borrowing Costs		128.26	89.63
Total		3,693.99	3,657.46
35 Depreciation and Amortisation Expense			
(a) Depreciation on Property, plant and equipments (Refer Note 3a)		11,363.12	11,154.03
(b) Amortisation of Intangible Assets (Refer Note 3b)		71.02	76.50
Total		11,434.14	11,230.53

	(₹ in lakhs)	
	For the year ended 31st March, 2024	For the year ended 31st March, 2023
36 Other Expenses		
(a) Stores, Spare Parts Consumed	3,728.06	3,976.34
(b) Power and Fuel	6,961.17	6,303.75
(c) Repairs :		
(i) Building	307.68	169.84
(ii) Machinery	298.81	207.31
(iii) Others	1,662.87	1,464.65
(d) Labour Charges	20,177.91	17,082.59
(e) Rent	2,491.16	1,514.13
(f) Rates and Taxes	474.17	485.49
(g) Insurance	764.77	691.06
(h) Postage and Telephone Expenses	1,029.49	878.56
(i) Packing Material Consumed	1,701.37	2,128.29
(j) Travelling and Conveyance	2,257.69	2,093.57
(k) Commission	3,223.19	2,927.37
(l) Advertisements and Sales Promotion Expense	5,061.66	4,573.63
(m) Computer Expenses	1,867.79	1,577.86
(n) Transportation and Forwarding Charges	19,901.19	18,044.49
(o) Security and Guards	875.26	732.41
(p) House Keeping Expenses	235.70	203.37
(q) Legal and Professional Fees	2,206.66	1,590.71
(r) Vehicle Expenses	825.29	764.39
(s) Printing and Stationery	222.59	169.93
(t) Board Meeting Fees	51.45	48.95
(u) Bad Debts written off	25.16	73.04
(v) Provision for Doubtful Debts and Advances	112.92	136.51
(w) Corporate Social Responsibility Expenses	265.98	278.40
(x) Errection Charges	2,669.82	1,726.96
(y) Payment to Auditors		
- Audit Fees	52.50	52.00
- For Other Services	11.35	11.65
- Reimbursement of Expenses	1.64	6.98
(z) Bank Charges	309.87	321.60
(aa) Miscellaneous Expenses	441.58	604.21
Total	80,216.75	70,840.04

Details of Corporate Social Responsibility Expenses:

As required by Section 135 of Companies Act, 2013 and rules therein, a corporate social responsibility committee has been formed by the Company. The Company has spent the following amount during the year towards corporate social responsibility (CSR) for activities listed under schedule VII of the Companies Act, 2013

(₹ in lakhs)

	Particulars	2023-24	2022-23
i)	Amount required to be spent by the company during the year.	265.31	277.55
ii)	Amount of expenditure incurred	265.98	278.40
iii)	Shortfall at the end of the year	-	-
iv)	Total of previous years' shortfall	-	-
v)	Reason for above shortfalls	NA	NA
vi)	Nature of CSR activities	Contribution towards infrastructure of educational & medical Activities	Contribution towards infrastructure of educational & medical Activities
vii)	Details of related party transactions, e.g., contribution to a trust controlled by the company in relation to CSR expenditure as per Ind AS 24, Related Party Disclosures	-	25.00
viii)	Where a provision is made with respect to a liability incurred by entering into contractual obligation, the movements in the provision during the year	-	110.00

37 Tax expenses**(a) Amounts recognised in profit and loss**

(₹ in lakhs)

	Year ended 31st March, 2024	Year ended 31st March, 2023
Current income tax	3,550.00	3,916.49
Adjustment in respect of current income tax of previous year	(0.50)	(3.42)
Deferred income tax liability / (asset), net		
Origination and reversal of temporary differences	40.40	224.27
Deferred tax (credit) / expense	40.40	224.27
Tax expense for the year	3,589.90	4,137.34

(b) Amounts recognised in other comprehensive income

(₹ in lakhs)

	Year ended 31st March, 2024			Year ended 31st March, 2023		
	Before tax	Tax (expense) benefit	Net of tax	Before tax	Tax (expense) benefit	Net of tax
Items that will not be reclassified to profit or loss						
Remeasurements of defined benefit liability (asset)	76.47	(19.24)	57.23	32.13	(8.08)	24.05
Items that will be reclassified to profit or loss						
Effective portion of Loss on hedging instrument in a cash flow hedge	(8.15)	2.05	(6.10)	62.57	(11.80)	50.77
	68.32	(17.19)	51.13	94.70	(19.88)	74.82

(c) Reconciliation of effective tax rate

	(₹ in lakhs)	
	Year ended 31st March, 2024	Year ended 31st March, 2023
Profit before tax	14,321.12	16,329.20
Tax using the Company's domestic tax rate	25.17%	25.17%
Computed tax expenses	3,604.34	4,109.73
Tax effect of:		
Tax impact of income not subject to tax	(466.86)	-
Tax effects of amounts which are not deductible for taxable income	365.69	70.07
Adjustment for current tax of prior period	(0.50)	(3.42)
Effect of different tax rate	(0.22)	-
Others	87.45	(39.04)
Income tax expense reported in Statement of Profit and Loss	3,589.90	4,137.34
Effective Income tax rate	25.07%	25.34%

The applicable Indian corporate statutory rate for the year ended 31st March, 2024 is 25.168% and 2023 is 25.168%.

38 Additional Regulatory Information**A. Other Statutory Information :**

- i) The Company does not have any Benami property, where any proceeding has been initiated or pending against the Company for holding any Benami property.
- ii) The Company has not advanced or loaned or invested funds to any other person(s) or entity(is), including foreign entities (Intermediaries) with the understanding that the Intermediary shall: (a) directly or indirectly lend or invest in other persons or entities identified in any manner whatsoever by or on behalf of the company (Ultimate Beneficiaries) or (b) provide any guarantee, security or the like to or on behalf of the Ultimate Beneficiaries.

The Company has not received any fund from any person(s) or entity(is), including foreign entities (Funding Party) with the understanding (whether recorded in writing or otherwise) that the Company shall: (a) directly or indirectly lend or invest in other persons or entities identified in any manner whatsoever by or on behalf of the Funding Party (Ultimate Beneficiaries) or (b) provide any guarantee, security or the like on behalf of the Ultimate Beneficiaries.
- iii) The Company does not have any charges or satisfaction which is yet to be registered with ROC beyond the statutory period.
- iv) The Company has not traded or invested in Crypto currency or Virtual Currency during the financial year.
- v) The Company does not have any transaction which is not recorded in the books of accounts that has been surrendered or disclosed as income during the year in the tax assessments under the Income Tax Act, 1961 (such as, search or survey or any other relevant provisions of the Income Tax Act, 1961.
- vi) The Company is not declared as willful defaulter by any bank or financial institution (as defined under the Companies Act, 2013) or consortium thereof or other lender in accordance with the guidelines on willful defaulters issued by the Reserve Bank of India.
- vii) The Company has complied with the number of layers for its holding in downstream companies prescribed under clause (87) of section 2 of the Companies Act, 2013 read with the Companies (Restriction on number of Layers) Rules, 2017
- viii) The Company has not revalued any of its Property, Plant and Equipment (including Right-of-Use Assets) during the year.

ix) Relationship with Struck off Companies

(₹ in lakhs)

Name Of the Struck off company	Nature of Transactions	Transactions during the year ended 31st March 2024	Balance outstanding at the end of the year as at March 31, 2024	Relationship with the Struck off company, if any, to bedisclosed
Aviraj Flowers Pvt. Ltd	Sale	2.85	-	Customer
K G Overseas Pvt. Ltd.	Sale	2.59	-	Customer
Kilburn Power Gear Limited	Purchase	0.44	-	Vendor

Name Of the Struck off companies	Nature of Transactions	Transactions during The year ended 31st March 2023	Balance outstanding at the end of the year as at March 31, 2023	Relationship with the Struck off company, if any, to bedisclosed
Event Plus Management Pvt Ltd	Sale	0.31	-	Customer
Toshansh Global	Sale	0.76	-	Customer
Matrix Plus Pvt.Ltd.	Sale	1.57	-	Customer

B Ratios :

The followings are analytical ratios for the year ended ;

Ratio	Numerator	Denominator	31st March, 2024	31st March, 2023	Variance (%)	Reason for Variance for more than 25%
Current Ratio (in times)	Current Assets	Current Liabilities	2.72	3.15	-13.47%	NA
Debt- Equity Ratio	(Non-Current Borrowings + Current Borrowings)	Total Shareholder's Equity	0.19	0.15	24.00%	NA
Debt Service Coverage Ratio	(PAT + Depreciation and Amortization Expense (excluding lease amortisation expense) + Interest cost on Borrowings + (Profit)/ Loss on sale of Fixed assets)	(Interest cost on Borrowings + Principal repayments made during the period for Long Term Borrowings)	6.58	7.00	-5.97%	NA
Return on Equity (ROE)	Net profit after taxes	Average Shareholder's equity	8.31%	10.15%	-18.06%	NA
Inventory Turnover (in times)	Sale of Products	Average Inventory	5.02	4.68	7.31%	NA
Trade Receivables Turnover Ratio (in Times)	Gross Revenue from Operations	Average Trade Receivables	8.38	9.96	-15.91%	NA
Trade Payables Turnover Ratio	Purchases of Goods	Average Trade Payables	8.12	8.20	-1.00%	NA
Net Capital Turnover Ratio	Net Sales	Working Capital	4.08	3.94	3.52%	NA
Net Profit Ratio (%)	Profit after Tax	Revenue from Operation	3.42%	3.97%	-13.74%	NA
Return on Capital Employed (ROCE)	Earnig before Interest and Taxes	(Net worth + Total Debts + Deffered Tax Liabilities)	11.32%	13.74%	-17.63%	NA

39. Contingent Liabilities and commitments to the extent not provided for in respect of:

a) **Contingent liabilities :-**

Claims against the company not acknowledged as debts: (₹ in lakhs)

Sr.no.	Particulars	31 st March, 2024	31st March, 2023
i)	Excise and Service Tax matters	306.82	287.26
ii)	Sales Tax matters	103.45	92.37
iii)	Custom Duty	609.76	-
iv)	Stamp Duty on Imports	-	26.08
v)	On account of Cross Subsidy Surcharge on electricity	9.38	9.38

Note: The Excise and Service Tax and Sales Tax demands are being contested by the Company at various levels. The Company has been legally advised that it has a good case and the demands by the authorities are not tenable. Future cash flows in respect of these are determinable only on receipt of judgements / decisions pending with various forums/ authorities.

b) **Commitments**

Estimated amount of contracts remaining to be executed on capital account and not provided for (net of advances) ₹ 12,326.07 lakhs (Previous year ₹ 4,562.17 lakhs).

40. Derivative Instruments outstanding as at Balance Sheet date:

(a) **Forward Contracts against imports:**

Forward contracts to buy USD 16.62 Lakhs and EURO 41.35 Lakhs (Previous Year USD 31.50 Lakhs and EURO 5.74 Lakhs) amounting to ₹ 5,119.98 lakhs (Previous Year ₹ 3,108.99 lakhs).

(b) **USD Floating rate/INR Floating rate cross-currency interest rate swap (CCIRS):**

Outstanding USD/INR Floating rate cross-currency interest rate swap USD Nil (Previous year USD 14.89 lakhs) amounting to ₹ Nil (Previous Year ₹ 1,223.49 lakhs).

The above contracts have been undertaken to hedge against the foreign exchange exposures arising from foreign currency loan and interest there on, resulting net gain recognized in Cash flow Hedge Reserve of ₹ 6.10 lakhs (Previous Year loss of ₹ 50.77 lakhs)

41 Related Party Disclosures:

Names of related parties and description of relationship

I	Subsidiaries where control exists	Nilkamal Eswaran Plastics Private Limited Nilkamal Eswaran Marketing Private Limited Nilkamal Crates and Bins, FZE. Nilkamal Foundation (a Section 8 Company)
II	Joint Ventures	Cambro Nilkamal Private Limited
III	Key Management Personnel	Mr. Vamanrai V. Parekh, Chairman Emeritus Mr. Sharad V. Parekh, Chairman Mr. Hiten V. Parekh, Managing Director Mr. Manish V. Parekh, Joint Managing Director Mr. Nayan S. Parekh, Executive Director Mr. Mihir H. Parekh, Non Executive Director (ceased to be non executive director from 1st November, 2023)
		Independent Directors: Mr. K. R. Ramamoorthy Mr. Mahendra V. Doshi Mr. Mufazzal S. Federal Mr. S. K. Palekar Ms. Hiroo Mirchandani (ceased to be independent director from 28th June, 2023) Mr. Krishnamurthi Venkataraman
IV	Relatives of Key Management Personnel	Mrs. Kavita Shah Mr. Mihir H. Parekh Mr. Eashan M. Parekh Ms. Natasha M. Parekh Mr. Dhanay N. Parekh
V	Enterprise owned or significantly influenced by key Management Personnel or their relatives, where transactions have taken place	Nilkamal Crates & Containers M. Tech Industries Raga Plast Private Limited

41. Related Party Disclosures (Continued)

	2023-24					2022-23					
	Subsidiaries	Joint Venture	Key Management Personnel	Relatives of Key Management Personnel	Enterprises owned or significantly influenced by key management personnel or their relatives	Total	Subsidiaries	Joint Venture	Key Management Personnel	Relatives of Key Management Personnel	Enterprises owned or significantly influenced by key management personnel or their relatives
Sales of Finished Goods / Others	505.66	2,525.97	-	-	415.62	3,447.25	839.83	2,717.16	-	530.82	4,087.81
Sales of Fixed Assets	-	-	-	-	-	-	17.07	-	-	-	17.07
Purchases of raw materials, intermediaries and finished goods	8.03	130.31	-	-	2,396.68	2,535.02	4.19	139.43	-	2,557.33	2,700.95
Paid for services and labour charges	-	-	-	-	237.74	237.74	-	-	-	181.63	181.63
Received for services and other charges	19.49	-	-	-	-	19.49	-	-	-	-	-
Technical and Management Fees received	20.28	722.82	-	-	-	743.10	13.77	578.89	-	-	592.66
Dividend received	466.86	-	-	-	-	466.86	-	210.00	-	-	210.00
Rent paid	3.99	-	-	-	331.51	335.50	-	-	-	325.01	325.01
Remuneration to Directors	-	-	1,194.83	-	-	1,194.83	-	-	1,189.27	-	1,189.27
Salary Paid	-	-	-	58.54	-	58.54	-	-	26.48	-	26.48
Corporate Social Responsibility Expenses (CSR)	-	-	-	-	-	-	25.00	-	-	-	25.00
Board & Audit Committee sitting fees	-	-	51.45	-	-	51.45	-	-	46.95	-	46.95
Rent Received	3.33	14.26	-	-	-	17.59	2.96	12.49	-	-	15.45
Reimbursement of Expenses	-	91.56	-	-	-	91.56	-	16.96	-	-	16.96
Balances Outstanding at the year end:											
Deposits Receivable	-	-	-	-	720.00	720.00	-	-	-	720.00	720.00
Trade Receivables	74.80	352.38	-	-	39.04	466.22	26.67	388.36	-	9.96	424.99
Other Receivables	6.07	3.41	-	-	-	9.48	4.18	0.64	-	-	4.82
Other Payables	9.93	44.28	-	-	81.08	135.29	-	2.40	-	47.72	50.11

- Note:** 1. The remuneration paid to key managerial personal excludes gratuity and compensated absences as the provision is computed for the Company as a whole and separate figures are not available.
2. Above transaction with related parties are made on terms equivalent to those that prevail in arm's length transactions. Outstanding balances at the year-end are unsecured.

42. Information on Jointly Controlled Entities:

Name of the Joint Venture	Country of Incorporation	Percentage of Ownership Interest
Cambro Nilkamal Private Limited	India	50

Investment in Joint Ventures have been accounted at cost in the standalone financial statements.

43. In accordance with IND AS 108 – Operating Segment, segment information has been given in the Consolidated Financial Statement of Nilkamal Limited and therefore no separate disclosure on segment information is given in these financial statements.

44 Financial instruments – Fair values and risk management**A. Accounting classification and fair values**

Carrying amounts and fair values of financial assets and financial liabilities, including their levels in the fair value hierarchy, are presented below. It does not include the fair value information for financial assets and financial liabilities not measured at fair value if the carrying amount is a reasonable approximation of fair value.

(₹ in lakhs)

31st March, 2024	Carrying amount				Fair value			
	FVTPL	FVTOCI	Amortised Cost	Total	Level 1	Level 2	Level 3	Total
Financial assets								
Non Current								
Unquoted Equity Shares *	62.20	-	0.32	62.52	-	-	62.20	62.20
Employee Loans	-	-	335.54	335.54	-	-	-	-
Security Deposits	-	-	2,473.75	2,473.75	-	-	-	-
Other financial assets	-	-	82.36	82.36	-	-	-	-
Finance Lease Receivables	-	-	1,425.29	1,425.29	-	-	-	-
Current								
Investments	3,003.35	-	-	3,003.35	3,003.35	-	-	3,003.35
Trade receivables	-	-	45,236.91	45,236.91	-	-	-	-
Cash and cash equivalents	-	-	6,024.89	6,024.89	-	-	-	-
Other bank balances	-	-	259.79	259.79	-	-	-	-
Other Current Financial Assets	-	-	2,575.29	2,575.29	-	-	-	-
	3,065.55	-	58,414.14	61,479.69	3,003.35	-	62.20	3,065.55
Financial liabilities								
Non Current								
Borrowings	-	-	12,655.21	12,655.21	-	-	-	-
Lease liabilities	-	-	13,817.39	13,817.39	-	-	-	-
Other financial liabilities	-	-	6,949.38	6,949.38	-	-	-	-
Current								
Borrowings	-	-	12,080.10	12,080.10	-	-	-	-
Lease liabilities	-	-	2,034.49	2,034.49	-	-	-	-
Trade and other payables	-	-	21,083.95	21,083.95	-	-	-	-
Other financial liabilities	-	-	2,089.16	2,089.16	-	-	-	-
	-	-	70,709.68	70,709.68	-	-	-	-

* The fair value in respect of the unquoted equity investments is equal to the cost of the investments as per the contractual agreements.

44 Financial instruments – Fair values and risk management (Continued)**A. Accounting classification and fair values (Continued)**

(₹ in lakhs)

31st March, 2023	Carrying amount				Fair value			
	FVTPL	FVTOCI	Amortised Cost	Total	Level 1	Level 2	Level 3	Total
Financial assets								
Non Current								
Unquoted Equity Shares *	42.82	-	0.32	43.14	-	-	42.82	42.82
Employee Loans	-	-	317.74	317.74	-	-	-	-
Security Deposits	-	-	2,332.71	2,332.71	-	-	-	-
Other financial assets	-	-	87.28	87.28	-	-	-	-
Derivative asset	-	185.43	-	185.43	-	185.43	-	185.43
Current								
Trade receivables	-	-	42,346.70	42,346.70	-	-	-	-
Cash and cash equivalents	-	-	677.98	677.98	-	-	-	-
Other bank balances	-	-	311.94	311.94	-	-	-	-
Loans	-	-	-	-	-	-	-	-
Other Current Financial Assets	-	-	1,547.18	1,547.18	-	-	-	-
	42.82	185.43	47,621.85	47,850.10	-	185.43	42.82	228.25
Financial liabilities								
Non Current								
Borrowings	-	-	16,032.87	16,032.87	-	-	-	-
Lease liabilities	-	-	13,490.38	13,490.38	-	-	-	-
Other financial liabilities	-	-	7,223.47	7,223.47	-	-	-	-
Current								
Borrowings	-	-	2,837.08	2,837.08	-	-	-	-
Lease liabilities	-	-	2,751.24	2,751.24	-	-	-	-
Trade and other payables	-	-	21,982.99	21,982.99	-	-	-	-
Other financial liabilities	-	-	2,506.21	2,506.21	-	-	-	-
	-	-	66,824.24	66,824.24	-	-	-	-

* The fair value in respect of the unquoted equity investments is equal to the cost of the investments as per the contractual agreements.

B. Measurement of fair values**Valuation techniques and significant unobservable inputs**

The following tables show the valuation techniques used in measuring Level 1 and Level 2 fair values, as well as the significant unobservable inputs used.

Financial instruments measured at fair value

Type	Valuation technique
Forward contracts	The fair value is determined using forward exchange rates at the reporting date.
Interest rate swaps	Present value of the estimated future cash flows based on observable yield curves.

C. Financial risk management

The Company has exposure to the following risks arising from financial instruments:

- Credit risk ;
- Liquidity risk ; and

44 Financial instruments – Fair values and risk management (Continued)

- Market risk

i. Risk management framework

The Company's Board of Directors has overall responsibility for the establishment and oversight of the Company's Risk Management framework. The Board of Directors have adopted an Enterprise Risk Management Policy framed by the Company, which identifies the risk and lays down the risk minimization procedures. The Management reviews the Risk management policies and systems on a regular basis to reflect changes in market conditions and the Company's activities, and the same is reported to the Board of Directors periodically. Further, the Company, in order to deal with the future risks, has in place various methods / processes which have been imbibed in its organizational structure and proper internal controls are in place to keep a check on lapses, and the same are been modified in accordance with the regular requirements.

The Audit Committee oversees how Management monitors compliance with the Company's Risk Management policies and procedures, and reviews the adequacy of the risk management framework in relation to the risks faced by the Company. The Audit Committee is assisted in its oversight role by the internal auditors.

ii. Credit risk

Credit risk is the risk of financial loss to the Company if a customer or counterparty to a financial instrument fails to meet its contractual obligations, and arises principally from the Company's receivables from customers and loans and advances.

The carrying amount of following financial assets represents the maximum credit exposure:

Trade receivables and loans and advances.

The Company's exposure to credit risk is influenced mainly by the individual characteristics of each customer in which it operates. Credit risk is managed through credit approvals, establishing credit limits and continuously monitoring the creditworthiness of customers to which the Company grants credit terms in the normal course of business.

The Risk Management Committee has established a credit policy under which each new customer is analysed individually for creditworthiness before the Company's standard payment and delivery terms and conditions are offered. Further for domestic sales, the company segments the customers into Distributors and Others for credit monitoring.

The Company maintains security deposits for sales made to its distributors. For other trade receivables, the company individually monitors the sanctioned credit limits as against the outstanding balances. Accordingly, the Company makes specific provisions against such trade receivables wherever required and monitors the same at periodic intervals.

The Company monitors each loans and advances given and makes any specific provision wherever required.

The Company establishes an allowance for impairment that represents its estimate of expected losses in respect of trade receivables and loans and advances.

Impairment

At 31st March , 2024, the ageing of trade receivables was as follows.

(₹ in lakhs)

	Carrying amount	
	31 st March, 2024	31 st March, 2023
Neither past due nor impaired	17,500.09	17,708.64
Past due 1–90 days	17,805.76	18,106.76
Past due 91–180 days	4,268.93	2,775.86
Past due 181-365 days	4,409.08	2,755.36
Past due 366 days	2,462.70	2,096.81
	46,446.56	43,443.43

44 Financial instruments – Fair values and risk management (Continued)

Management believes that the unimpaired amounts which are past due are collectible in full.

(₹ in lakhs)

	Trade receivables Impairments	Loans
Balance as at 1st April , 2022	960.22	52.05
Impairment loss recognised	526.93	-
Balance written back	(328.25)	-
Amounts written off	(62.17)	-
Balance as at 31 st March, 2023	1,096.73	52.05
Impairment loss recognised	448.97	-
Balance written back	(320.35)	-
Amounts written off	(15.70)	-
Balance as at 31st March, 2024	1,209.65	52.05

Cash and cash equivalents and other Bank balances

The Company held cash and cash equivalents and other bank balances of ₹ 6,284.68 lakhs as on 31 March 2024 (Previous year ₹ 989.92 lakhs). The cash and cash equivalents are held with bank counterparties with good credit ratings.

Derivatives

The derivatives are entered into with bank counterparties with good credit ratings.

Loans and Other financial assets:

The Company held loans and other financial assets of ₹ 6,892.23 lakhs as on March 31, 2024 (Previous year ₹ 4,470.34 lakhs). The loans and other financial assets are in nature of rent deposit paid to landlords, bank deposits with maturity more than twelve months and others and are fully recoverable.

iii. Liquidity risk

Liquidity risk is the risk that the Company will encounter difficulty in meeting the obligations associated with its financial liabilities that are settled by delivering cash or another financial asset. The Company's approach to managing liquidity is to ensure, as far as possible, that it will have sufficient liquidity to meet its liabilities when they are due, under both normal and stressed conditions, without incurring unacceptable losses or risking damage to the Company's reputation.

As of 31st March, 2024 and 31st March, 2023 the Company had unutilized credit limits from banks of ₹ 21,911.06 lakhs and ₹ 25,073.91 lakhs respectively.

Maturity profile of financial liabilities

The following are the remaining contractual maturities of financial liabilities at the reporting date. The amounts are gross and undiscounted, and include estimated interest payments and exclude the impact of netting agreements.

(₹ in lakhs)

31st March, 2024	Carrying amount	Contractual cash flows					
		Total	Less than 6 months	6-12 months	1-2 years	2-5 years	More than 5 years
Non-derivative financial liabilities							
Non convertible debenture	9,863.26	9,863.26	-	4,991.16	-	4,872.10	-
Working Capital Borrowings	4,088.94	4,088.94	4,088.94	-	-	-	-
Trade and other payables	15,963.97	15,963.97	15,963.97	-	-	-	-
Lease Liabilities	15,851.88	15,851.88	1,007.07	1,027.42	1,487.22	3,839.79	8,490.38
Other financial liabilities	12,872.27	12,872.27	3,543.02	1,546.14	3,000.00	4,783.11	-
Derivative financial liabilities							
Forward exchange contracts used for hedging							
- Outflow	5,119.98	5,119.98	5,119.98	-	-	-	-

44 Financial instruments – Fair values and risk management (Continued)

(₹ in lakhs)

31st March, 2023	Carrying amount	Contractual cash flows					
		Total	Less than 6 months	6-12 months	1-2 years	2-5 years	More than 5 years
Non-derivative financial liabilities							
Non convertible debenture	9,846.16	9,846.16	-	-	-	9,846.16	-
Working Capital Borrowings	926.09	926.09	926.09	-	-	-	-
Trade and other payables	18,874.00	18,874.00	18,874.00	-	-	-	-
Lease Liabilities	16,241.62	16,241.62	1,372.17	1,379.07	2,546.66	4,163.23	6,780.49
Other financial liabilities	9,380.42	9,380.42	2,446.08	747.63	3,000.00	3,186.71	-
Derivative financial liabilities							
Cross currency interest rate swaps	1,223.49	1,223.49	1,223.49	-	-	-	-
Forward exchange contracts used for hedging							
- Outflow	3,108.99	3,108.99	3,108.99	-	-	-	-

The gross inflows/(outflows) disclosed in the above table represent the contractual undiscounted cash flows relating to the financial liabilities which are not usually closed out before contractual maturity. The disclosure shows net cash flow amounts for derivatives that are net cash-settled and gross cash inflow and outflow amounts for derivatives that have simultaneous gross cash settlement.

iv. Market risk

Market risk is the risk that changes in market prices – such as foreign exchange rates, interest rates and equity prices – will affect the Company's income or the value of its holdings of financial instruments. Market risk is attributable to all market risk sensitive financial instruments including foreign currency receivables and payables and long term debt. We are exposed to market risk primarily related to foreign exchange rate risk, interest rate risk and the market value of our investments. Thus, our exposure to market risk is a function of investing and borrowing activities and revenue generating and operating activities in foreign currency. The objective of market risk management is to avoid excessive exposure in our foreign currency revenues and costs.

Currency risk

The Company is exposed to currency risk on account of its borrowings and other payables in foreign currency. The functional currency of the Company is Indian Rupee. The Company uses forward exchange contracts to hedge its currency risk, most with a maturity of less than one year from the reporting date.

44 Financial instruments – Fair values and risk management (Continued)**Exposure to currency risk(Exposure in different currencies converted to functional currency i.e. INR)**

The currency profile of financial assets and financial liabilities as at 31st March, 2024 and 31st March, 2023 are as below:

(₹ in lakhs)

31st March, 2024	USD	EURO	GBP	JPY
Financial assets				
Trade and other receivables	1,404.06	1,917.88	18.04	343.21
Less: Forward contracts	-	-	-	-
	1,404.06	1,917.88	18.04	343.21
Financial liabilities				
Trade and other payables	1,217.27	12.61	4.74	-
Forcasted Purchase	3,902.71	-	-	-
Less: Forward contracts	(5,119.98)	-	-	-
	-	12.61	4.74	-
Net Exposure	1,404.06	1,018.84	(1.80)	343.21
31st March, 2023	USD	EURO	GBP	JPY
Financial assets				
Trade and other receivables	1,587.91	1,031.76	7.10	-
Less: Forward contracts	-	-	-	-
	1,587.91	1,031.76	7.10	-
Financial liabilities				
Trade and other payables	1,539.79	12.92	8.90	-
Forcasted Purchase	1,569.20	-	-	-
Less: Forward contracts	(3,108.99)	12.92	8.90	-
Net Exposure	1,587.91	1,018.84	(1.80)	-

The following significant exchange rates have been applied during the year.

INR	Year-end spot rate	
	31st March, 2024	31st March, 2023
USD 1	83.40	82.18
EUR1	89.87	89.14
JPY1	0.55	-
GBP1	105.03	101.42

Sensitivity analysis

A reasonably possible strengthening (weakening) of the foreign Currency against the Indian Rupee at 31st March would have affected the measurement of financial instruments denominated in foreign currencies and affected equity and profit or loss by the amounts shown below. This analysis assumes that all other variables, in particular interest rates, remain constant and ignores any impact of forecast sales and purchases.

(₹ in lakhs)

	31st March, 2024		31st March, 2023	
	Profit or loss		Profit or loss	
Effect in INR	Strengthening	Weakening	Strengthening	Weakening
USD - 3% Movement	42.12	(42.12)	47.64	(47.64)
EUR - 3% Movement	57.16	(57.16)	30.57	(30.57)
JPY - 3% Movement	10.30	(10.30)	-	-
GBP - 3% Movement	0.40	(0.40)	(0.05)	0.05
	109.98	(109.98)	78.15	(78.15)

44 Financial instruments – Fair values and risk management (Continued)**Interest rate risk**

Interest rate risk can be either fair value interest rate risk or cash flow interest rate risk. Fair value interest rate risk is the risk of changes in fair values of fixed interest bearing investments because of fluctuations in the interest rates. Cash flow interest rate risk is the risk that the future cash flows of floating interest bearing investments will fluctuate because of fluctuations in the interest rates.

Exposure to interest rate risk

Company's interest rate risk arises from borrowings. The interest rate profile of the Company's interest-bearing financial instruments as reported to the management of the Company is as follows.

(₹ in lakhs)

	31st March, 2024	31st March, 2023
Borrowings		
Fixed rate borrowings	9,863.26	16,032.87
Variable rate borrowings	14,872.05	2,837.08
Less: Interest rate Swaps	-	(1,223.49)
Total	24,735.31	17,646.46

Cash flow sensitivity analysis for variable-rate instruments

A reasonably possible change of 100 basis points in interest rates at the reporting date would have increased (decreased) profit or loss by the amounts shown below. This analysis assumes that all other variables, in particular foreign currency exchange rates, remain constant.

(₹ in lakhs)

Particulars	Profit or (loss)	
	100 bp increase	100 bp decrease
31st March, 2024		
Variable-rate instruments	(148.72)	148.72
Interest rate swaps	-	-
Cash flow sensitivity (net)	(148.72)	148.72
31st March, 2023		
Variable-rate instruments	(28.37)	28.37
Interest rate swaps	12.23	(12.23)
Cash flow sensitivity (net)	(16.14)	16.14

The risk estimates provided assume a parallel shift of 100 basis points interest rate across all yield curves. This calculation also assumes that the change occurs at the balance sheet date and has been calculated based on risk exposures outstanding as at that date. The period end balances are not necessarily representative of the average debt outstanding during the period.

45 Capital Management

For the purpose of the Company's capital management, capital includes issued capital and other equity reserves. The primary objective of the Company's Capital Management is to maximise shareholders value. The Company manages its capital structure and makes adjustments in the light of changes in economic environment and the requirements of the financial covenants.

The Company monitors capital using debt to equity ratio.

(₹ in lakhs)

	As at 31st March, 2024	As at 31st March, 2023
Non-Current Borrowings	12,655.21	16,032.87
Current Borrowings	12,080.10	2,837.08
Gross Debt	24,735.31	18,869.95
Total equity	1,32,981.73	1,25,183.89
Adjusted Gross debt to equity ratio	0.19	0.15

46 Employee Benefits

The Company contributes to the following post-employment defined benefit plans in India.

(i) Defined Contribution Plans:

The contributions to the Provident Fund and Family Pension Fund of certain employees are made to a Government administered Provident Fund and there are no further obligations beyond making such contribution.

The Company recognised ₹ 1,068.11 lakhs for year ended 31 March 2024 (Previous year ₹ 972.55 lakhs) provident fund contributions in the Statement of Profit and Loss.

The contributions payable to these plans by the Company are at rates specified in the rules of the schemes.

(ii) Defined Benefit Plan:**A. Gratuity**

The Company participates in the Employees Gratuity scheme, a funded defined benefit plan for qualifying employees. Gratuity is payable to all eligible employees on death or on separation / termination in terms of the provisions of the Payment of Gratuity Act, 1972.

The most recent actuarial valuation of plan assets and the present value of the defined benefit obligation for gratuity were carried out as at March 31, 2024. The present value of the defined benefit obligations and the related current service cost and past service cost, were measured using the Projected Unit Credit Method.

(₹ in lakhs)

Particulars	Gratuity	
	31st March, 2024	31st March, 2023
Defined benefit obligation	2,589.48	2,193.70
Fair value of Plan Assets at the end of the year	(2,635.94)	(2,372.89)
Net Obligation at the end of the year	(46.46)	(179.19)

B. Movement in net defined benefit (asset) liability

The following table shows a reconciliation from the opening balances to the closing balances for net defined benefit (asset) liability and its components

(₹ in lakhs)

	Gratuity					
	Defined benefit obligation		Fair value of plan assets		Net defined benefit (asset) liability	
	31st March, 2024	31st March, 2023	31st March, 2024	31st March, 2023	31st March, 2024	31st March, 2023
Opening balance	2,193.70	2,145.30	2,372.89	2,509.16	(179.19)	(363.86)
Included in profit or loss	-	-	164.66	178.24	(164.66)	(178.24)
Current service cost	283.49	236.26	-	-	283.49	236.26
Past service cost	-	-	-	-	-	-
Interest cost (income)	155.76	158.79	-	-	155.76	158.79
	2,632.95	2,540.35	2,537.55	2,687.40	95.40	(147.05)
Included in OCI						
Remeasurement loss (gain):						
Actuarial loss (gain) arising from:	-	-	-	-	-	-
Demographic assumptions	-	-	-	-	-	-
Financial assumptions	64.98	(120.12)	-	-	64.98	(120.12)
Experience adjustment	64.44	(25.48)	-	-	64.44	(25.48)
Return on plan assets excluding interest income	-	-	205.89	(113.47)	(205.89)	113.47
	2,762.37	2,394.75	2,743.44	2,573.93	18.93	(179.19)
Other						
Contributions paid by the employer	-	-	-	-	-	-
Benefits paid	(172.89)	(201.04)	(107.50)	(201.04)	(65.39)	-
Closing balance	2,589.48	2,193.70	2,635.94	2,372.89	(46.46)	(179.19)
Represented by						
Net defined benefit asset					(2,635.94)	(2,372.89)
Net defined benefit liability					2,589.48	2,193.70
					(46.46)	(179.19)

(ii) Defined Benefit Plan: (Continued)

C. Plan assets

Plan assets comprise the following: (₹ in lakhs)

	31st March, 2024	31st March, 2023
Fund managed by Insurance Company	2,635.94	2,372.89
	2,635.94	2,372.89

D. Defined benefit obligations

i. Actuarial assumptions

The following were the principal actuarial assumptions at the reporting date (expressed as weighted averages).

(₹ in lakhs)

	31st March, 2023	31st March, 2022
Discount rate	7.40% p.a	7.40% p.a
Expected Rate of Return on Plan Assets	7.40% p.a	7.40% p.a
Salary escalation rate	6.00% p.a.	6.00% p.a.
Employee Turnover	5.00% to 1 % p.a.	5.00% to 1 % p.a.
Mortality rate	Indian Assured Lives Mortality (2012-14) Ult.	Indian Assured Lives Mortality (2012-14) Ult.

Assumptions regarding future mortality have been based on published statistics and mortality tables.

ii. Sensitivity analysis

Reasonably possible changes at the reporting date to one of the relevant actuarial assumptions, holding other assumptions constant, would have affected the defined benefit obligation as follows.

(₹ in lakhs)

	31st March, 2024		31st March, 2023	
	Increase	Decrease	Increase	Decrease
Discount rate (1% movement)	2,383.25	2,827.87	2,016.57	2,401.86
Future salary growth (1% movement)	2,828.11	2,379.41	2,402.68	2,012.78
Rate of employee turnover (1% movement)	2,606.65	2,570.29	2,214.47	2,173.95

The sensitivity analysis above have been determined based on a method that extrapolates the impact on defined benefit obligation as a result of reasonable changes in key assumptions occurring at the end of the reporting period.

Expected future cash flows

The expected future cash flows in respect of gratuity as at March 31, 2024 were as follows.

Expected contribution

The expected contributions for defined benefit plan for the next financial year will be in line with the contribution for the year ended March 31, 2024, i.e. ₹ 385.31 lakhs.

Expected future benefit payments

(₹ in lakhs)

31st March, 2025	176.94
31st March, 2026	183.21
31st March, 2027	211.18
31st March, 2028	206.21
Thereafter	1,811.95

Compensated Absences:

The Compensated Absences is payable to all eligible employees for each day of accumulated leave on death or on resignation. Compensated Absences debited to Statement of Profit and Loss during the year amounts to ₹ 367.67 lakhs (Previous year ₹ 244.54 lakhs) and is included in Note 33 - 'Employee benefits expenses'. Accumulated non-current provision for leave encashment aggregates ₹ 576.43 lakhs (Previous year ₹ 508.52 lakhs) and current provision aggregates ₹ 501.36 lakhs (Previous year ₹ 453.21 lakhs).

47 Hedge accounting

The Company's risk management policy is to hedge its estimated foreign currency exposure in respect of highly probable forecast purchases and foreign currency borrowings. The Company uses forward exchange contracts to hedge its currency risk and cross currency interest rate swap to hedge its interest rate and currency risk related to foreign currency borrowings. Such contracts are generally designated as cash flow hedges.

The Company determines the existence of an economic relationship between the hedging instrument and hedged item based on the currency, amount and timing of their respective cash flows. The Company assesses whether the derivative designated in each hedging relationship is expected to be and has been effective in offsetting changes in the cash flows of the hedged item using the hypothetical derivative method.

a. Disclosure of effects of hedge accounting on financial position**Cash flow hedge - Forward exchange contracts****31st March, 2024**

(₹ in lakhs)

Type of hedge and risks	Currency	Nominal Value (Currency in lakhs)	Carrying amount of hedging instrument (in INR)		Line item in the statement of financial position where the hedging instrument is included	Maturity date	Hedge ratio	Weighted Average strike price/rate	Changes in fair value of the hedging instrument	Change in the value of hedged item used as the basis for recognising hedge effectiveness
			Assets	Liabilities						
Cash flow hedge										
Forward and Option contracts	USD	16.62	1.64	2.92	Liabilities Other current financial liabilities	May-24	1:1	83.30	2.92	(2.92)
	EURO	41.35	-	-				90.28	-	-

31st March, 2023

(₹ in lakhs)

Type of hedge and risks	Currency	Nominal Value (Currency in lakhs)	Carrying amount of hedging instrument (in INR)		Line item in the statement of financial position where the hedging instrument is included	Maturity date	Hedge ratio	Weighted Average strike price/rate	Changes in fair value of the hedging instrument	Change in the value of hedged item used as the basis for recognising hedge effectiveness
			Assets	Liabilities						
Cash flow hedge										
Forward and Option contracts	USD	31.50	2.70	0.36	Liabilities Other current financial liabilities	May-23	1:1	82.66	0.36	(0.36)
	EURO	5.74	-	-				88.46	-	-
Cross Currency Interest Rate Swap	USD	14.89	183.09	-	Other current financial liabilities and Other non-current financial liabilities	March 2023 to February 2024	1:1		183.09	(183.09)

b. Disclosure of effects of hedge accounting on financial performance (₹ in lakhs)

31st March, 2024	Change in the value of the hedging instrument recognised in OCI	Hedge ineffectiveness recognised in profit or loss	Amount reclassified from cash flow hedging reserve to profit or loss	Line item affected in statement of profit or loss because of the reclassification
Cash flow hedge	(6.10)	-	(3.79)	Foreign exchange loss
31st March, 2023	Change in the value of the hedging instrument recognised in OCI	Hedge ineffectiveness recognised in profit or loss	Amount reclassified from cash flow hedging reserve to profit or loss	Line item affected in statement of profit or loss because of the reclassification
Cash flow hedge	50.77	-	46.98	Foreign exchange loss

c. The following table provides a reconciliation by risk category of components of equity and analysis of OCI items, net of tax, resulting from cash flow hedge accounting

Movements in cash flow hedging reserve (₹ in lakhs)

Balance at 1st April 2022	(46.98)
Add : Changes in the fair value of effective portion of outstanding cash flow derivative (net of settlement)	62.57
Less : Amounts reclassified to profit or loss	-
Less: Deferred tax	(11.80)
As at 31st March, 2023	3.79
Add : Changes in the fair value of effective portion of outstanding cash flow derivative (net of settlement)	(8.15)
Less : Amounts reclassified to profit or loss	-
Less: Deferred tax	2.05
As at 31st March, 2024	(2.31)

48 Earnings per share (EPS)

Basic EPS amounts are calculated by dividing the profit for the year attributable to equity holders of the Company by the weighted average number of Equity shares outstanding during the year.

Diluted EPS amounts are calculated by dividing the profit attributable to equity holders of the Company by the weighted average number of Equity shares outstanding during the year plus the weighted average number of Equity shares that would be issued on conversion of all the dilutive potential Equity shares into Equity shares.

i. Profit attributable to Equity holders of Company

(₹ in lakhs)

	31st March, 2024	31st March, 2023
Profit attributable to equity holders of the Company:		
Continuing operations	10,731.22	12,191.86
Profit attributable to equity holders of the Company for basic earnings	10,731.22	12,191.86
Profit attributable to equity holders of the Company adjusted for the effect of dilution	10,731.22	12,191.86

ii. Weighted average number of ordinary shares

	31st March, 2024	31st March, 2023
Issued ordinary shares at 1st April	1,49,22,525	1,49,22,525
Weighted average number of shares at the year end for basic and Diluted EPS	1,49,22,525	1,49,22,525

Basic and Diluted earnings per share

(Amount in ₹)

	31st March, 2024	31st March, 2023
Basic earnings per share	71.91	81.70
Diluted earnings per share	71.91	81.70

- 49** As per the Ministry of Corporate Affairs (MCA) notification, proviso to Rule 3(1) of the Companies (Accounts) Rules, 2014, for the financial year commencing April 1, 2023, every company which uses accounting software for maintaining its books of account, shall use only such accounting software which has a feature of recording audit trail of each and every transaction, creating an edit log of each change made in the books of account along with the date when such changes were made and ensuring that the audit trail cannot be disabled.

The Company has used two accounting software for maintaining its books of account which have a feature of recording audit trail (edit log) facility and the same has operated throughout the year for all relevant transactions recorded in the accounting software except that audit trail feature is not enabled for certain changes made using privileged/administrative access rights to the SAP application and/or the underlying database and based on the SOC report obtained by the Company, audit trail feature is enabled for payroll software. Further no instance of audit trail feature being tampered with was noted in respect of other software.

Presently, the log has been activated at the software and the privileged access to SAP database continues to be restricted to limited set of users who necessarily require this access for maintenance and administration of the database.

- 50** Previous year figures have been re-group / reclassified wherever necessary.

As per our report of even date attached.

For S R B C & CO LLP

Chartered Accountants

Firm's Registration No: 324982E/E300003

For and on Behalf of the Board of Directors of Nilkamal Limited

CIN : L25209DN1985PLC000162

per Ravi Bansal

Partner

Membership No : 049365

Hiten V. Parekh

Managing Director

DIN : 00037550

Manish V. Parekh

Joint Managing Director

DIN : 00037724

Nayan S. Parekh

Executive Director

DIN: 00037597

Paresh B. Mehta

Chief Financial Officer

Membership No : 0044670

Priti P. Dave

Company Secretary

Membership No : 19469

Mumbai
14th May, 2024Mumbai
14th May, 2024

INDEPENDENT AUDITOR'S REPORT

To the Members of Nilkamal Limited

Report on the Audit of the Consolidated Financial Statements

Opinion

We have audited the accompanying consolidated financial statements of Nilkamal Limited (hereinafter referred to as "the Holding Company"), its subsidiaries (the Holding Company and its subsidiaries together referred to as "the Group") and its joint venture comprising of the consolidated Balance sheet as at March 31, 2024, the consolidated Statement of Profit and Loss, including other comprehensive income, the consolidated Cash Flow Statement and the consolidated Statement of Changes in Equity for the year then ended, and notes to the consolidated financial statements, including a summary of material accounting policies and other explanatory information (hereinafter referred to as "the consolidated financial statements").

In our opinion and to the best of our information and according to the explanations given to us and based on the consideration of reports of other auditors on separate financial statements and on the other financial information of the subsidiaries and joint venture, the aforesaid consolidated financial statements give the information required by the Companies Act, 2013, as amended ("the Act") in the manner so required and give a true and fair view in conformity with the accounting principles generally accepted in India, of the consolidated state of affairs of the Group, its joint venture as at March 31, 2024, their consolidated profit including other comprehensive income, their consolidated cash flows and the consolidated statement of changes in equity for the year ended on that date.

Basis for Opinion

We conducted our audit of the consolidated financial statements in accordance with the Standards on Auditing (SAs), as specified under section 143(10) of the Act. Our responsibilities under those Standards are further described in the 'Auditor's Responsibilities for the Audit of the Consolidated Financial Statements' section of our report. We are independent of the Group and joint venture in accordance with the 'Code of Ethics' issued by the Institute of Chartered Accountants of India together with the ethical requirements that are relevant to our audit of the consolidated financial statements under the provisions of the Act and the Rules thereunder, and we have fulfilled our other ethical responsibilities in accordance with these requirements and the Code of Ethics. We believe that the audit evidence we have obtained is sufficient and appropriate to provide a basis for our audit opinion on the consolidated financial statements.

Key Audit Matters

Key audit matters are those matters that, in our professional judgment, were of most significance in our audit of the consolidated financial statements for the financial year ended March 31, 2024. These matters were addressed in the context of our audit of the consolidated financial statements as a whole, and in forming our opinion thereon, and we do not provide a separate opinion on these matters. For each matter below, our description of how our audit addressed the matter is provided in that context.

We have determined the matters described below to be the key audit matters to be communicated in our report. We have fulfilled the responsibilities described in the Auditor's responsibilities for the audit of the consolidated financial statements section of our report, including in relation to these matters. Accordingly, our audit included the performance of procedures designed to respond to our assessment of the risks of material misstatement of the consolidated financial statements. The results of audit procedures performed by us and by other auditors of components not audited by us, as reported by them in their audit reports furnished to us by the management, including those procedures performed to address the matters below, provide the basis for our audit opinion on the accompanying consolidated financial statements.

Key audit matters	How our audit addressed the key audit matter
<p>Revenue recognition (as described in Note 2 (o) of accounting policy and Note 30 of the Consolidated financial statements)</p> <p>The Group derives revenues primarily from sale of manufactured goods and traded goods. Revenue is recognised from sale of goods upon transfer of control of to the customers and the amount of revenue can be measured reliably and recovery of the consideration is probable.</p> <p>The performance obligations are fulfilled as per the INCO terms (eg time of dispatch, delivery or upon formal customer acceptance etc.) depending on customer terms.</p> <p>Revenue is a key indicator for Group's performance measurement, and which could create incentive for revenue to be recognised even with any of the above conditions not being met.</p> <p>In view of the above we have identified revenue recognition as an area of audit risk and have therefore been identified as a key audit matter.</p>	<p>Our audit procedures included, among others the following:</p> <ul style="list-style-type: none"> • Evaluated the Group's accounting policies for revenue recognition, in terms of applicable accounting standards. • Obtained an understanding of revenue recognition process including controls over sales orders, shipping, billing, and recording of revenue, evaluated the design, implementation and on sample basis, tested the operative effectiveness of key internal financial controls including segregation of duties with respect to the revenue recognition. • Inquired with entity's sales and marketing personnel regarding sales or shipments near the end of the period and their knowledge of any unusual terms or conditions associated with these transactions. • Performed analytical procedures on sales, including day wise and month wise sales analysis. Enquired explanation for any major variances, if any. • Performed cut-off procedures at year end by verifying underlying invoices, customer acknowledged receipts on sample basis. • Assessed the disclosures relating to revenue recognition in the consolidated financial statements.

Other Information

The Holding Company's Board of Directors is responsible for the other information. The other information comprises the information included in the Annual report, but does not include the consolidated financial statements and our auditor's report thereon.

Our opinion on the consolidated financial statements does not cover the other information and we do not express any form of assurance conclusion thereon.

In connection with our audit of the consolidated financial statements, our responsibility is to read the other information and, in doing so, consider whether such other information is materially inconsistent with the consolidated financial statements or our knowledge obtained in the audit or otherwise appears to be materially misstated. If, based on the work we have performed, we conclude that there is a material misstatement of this other information, we are required to report that fact. We have nothing to report in this regard.

Responsibilities of Management for the Consolidated Financial Statements

The Holding Company's Board of Directors is responsible for the preparation and presentation of these consolidated financial statements in terms of the requirements of the Act that give a true and fair view of the consolidated financial position, consolidated financial performance including other comprehensive income, consolidated cash flows and consolidated statement of changes in equity of the Group including joint venture in accordance with the accounting principles generally accepted in India, including the Indian Accounting Standards (Ind AS) specified under section 133 of the Act read with the Companies (Indian Accounting Standards) Rules, 2015, as amended. The respective Board of Directors of the companies included in the Group and of its joint venture are responsible for maintenance of adequate accounting records in accordance with the provisions of the Act for safeguarding of the assets of their respective companies and for preventing and detecting frauds and other irregularities; selection and application of appropriate accounting policies; making judgments and estimates that are reasonable and prudent; and the design, implementation and maintenance of adequate internal financial controls, that were operating effectively for ensuring the accuracy and completeness of the accounting records, relevant to the preparation and presentation of the consolidated financial statements that give a true and fair view and are free from material misstatement, whether due to fraud or error, which have been used for the purpose of preparation of the consolidated financial statements by the Directors of the Holding Company, as aforesaid.

In preparing the consolidated financial statements, the respective Board of Directors of the companies included in the Group and of its joint venture are responsible for assessing the ability of their respective companies to continue as a going concern, disclosing, as applicable, matters related to going concern and using the going concern basis of accounting unless management either intends to liquidate the Group or to cease operations, or has no realistic alternative but to do so.

Those respective Board of Directors of the companies included in the Group and of its joint venture are also responsible for overseeing the financial reporting process of their respective companies.

Auditor's Responsibilities for the Audit of the Consolidated Financial Statements

Our objectives are to obtain reasonable assurance about whether the consolidated financial statements as a whole are free from material misstatement, whether due to fraud or error, and to issue an auditor's report that includes our opinion. Reasonable assurance is a high level of assurance, but is not a guarantee that an audit conducted in accordance with SAs will always detect a material misstatement when it exists. Misstatements can arise from fraud or error and are considered material if, individually or in the aggregate, they could reasonably be expected to influence the economic decisions of users taken on the basis of these consolidated financial statements.

As part of an audit in accordance with SAs, we exercise professional judgment and maintain professional skepticism throughout the audit. We also:

- Identify and assess the risks of material misstatement of the consolidated financial statements, whether due to fraud or error, design and perform audit procedures responsive to those risks, and obtain audit evidence that is sufficient and appropriate to provide a basis for our opinion. The risk of not detecting a material misstatement resulting from fraud is higher than for one resulting from error, as fraud may involve collusion, forgery, intentional omissions, misrepresentations, or the override of internal control.
- Obtain an understanding of internal control relevant to the audit in order to design audit procedures that are appropriate in the circumstances. Under section 143(3)(i) of the Act, we are also responsible for expressing our opinion on whether the Holding Company has adequate internal financial controls with reference to consolidated financial statements in place and the operating effectiveness of such controls.
- Evaluate the appropriateness of accounting policies used and the reasonableness of accounting estimates and related disclosures made by management.

- Conclude on the appropriateness of management's use of the going concern basis of accounting and, based on the audit evidence obtained, whether a material uncertainty exists related to events or conditions that may cast significant doubt on the ability of the Group and joint venture to continue as a going concern. If we conclude that a material uncertainty exists, we are required to draw attention in our auditor's report to the related disclosures in the consolidated financial statements or, if such disclosures are inadequate, to modify our opinion. Our conclusions are based on the audit evidence obtained up to the date of our auditor's report. However, future events or conditions may cause the Group and its joint venture to cease to continue as a going concern.
- Evaluate the overall presentation, structure and content of the consolidated financial statements, including the disclosures, and whether the consolidated financial statements represent the underlying transactions and events in a manner that achieves fair presentation.
- Obtain sufficient appropriate audit evidence regarding the financial information of the entities or business activities within the Group and its joint venture of which we are the independent auditors, to express an opinion on the consolidated financial statements. We are responsible for the direction, supervision and performance of the audit of the financial statements of such entities included in the consolidated financial statements of which we are the independent auditors. For the other entities included in the consolidated financial statements, which have been audited by other auditors, such other auditors remain responsible for the direction, supervision and performance of the audits carried out by them. We remain solely responsible for our audit opinion.

We communicate with those charged with governance of the Holding Company and such other entities included in the consolidated financial statements of which we are the independent auditors regarding, among other matters, the planned scope and timing of the audit and significant audit findings, including any significant deficiencies in internal control that we identify during our audit.

We also provide those charged with governance with a statement that we have complied with relevant ethical requirements regarding independence, and to communicate with them all relationships and other matters that may reasonably be thought to bear on our independence, and where applicable, related safeguards.

From the matters communicated with those charged with governance, we determine those matters that were of most significance in the audit of the consolidated financial statements for the financial year ended March 31, 2024 and are therefore the key audit matters. We describe these matters in our auditor's report unless law or regulation precludes public disclosure about the matter or when, in extremely rare circumstances, we determine that a matter should not be communicated in our report because the adverse consequences of doing so would reasonably be expected to outweigh the public interest benefits of such communication.

Other Matter

- (a) We did not audit the consolidated financial statements and other financial information, in respect of four subsidiaries, whose financial statements include total assets of Rs 6,062 lakhs as at March 31, 2024, and total revenues of Rs 6,757 lakhs and net cash inflows of Rs 851 lakhs for the year ended on that date. These financial statement and other financial information have been audited by other auditors, which financial statements, other financial information and auditor's reports have been furnished to us by the management. The consolidated financial statements also include the Group's share of net profit of Rs. 929 lakhs for the year ended March 31, 2024, as considered in the consolidated financial statements, in respect of one joint venture, whose financial statements, other financial information have been audited by other auditors and whose reports have been furnished to us by the Management. Our opinion on the consolidated financial statements, in so far as it relates to the amounts and disclosures included in respect of these subsidiaries and joint venture, and our report in terms of sub-sections (3) of Section 143 of the Act, in so far as it relates to the aforesaid subsidiaries and joint venture, is based solely on the reports of such other auditors.

Certain of these subsidiaries are located outside India whose financial statements and other financial information have been prepared in accordance with accounting principles generally accepted in their respective countries and which have been audited by other auditors under generally accepted auditing standards applicable in their respective countries. The Holding Company's management has converted the financial statements of such subsidiaries located outside India from accounting principles generally accepted in their respective countries to accounting principles generally accepted in India. We have audited these conversion adjustments made by the Holding Company's management. Our opinion in so far as it relates to the balances and affairs of such subsidiaries located outside India is based on the report of other auditors and the conversion adjustments prepared by the management of the Holding Company and audited by us.

- (b) The consolidated financial statements of the Company for the year ended March 31, 2023, included in these consolidated financial statements, have been audited by the predecessor auditor who expressed an unmodified opinion on those statements on May 20, 2023.

Our opinion above on the consolidated financial statements, and our report on Other Legal and Regulatory Requirements below, is not modified in respect of the above matters with respect to our reliance on the work done and the reports of the other auditors and the financial statements and other financial information certified by the Management.

Report on Other Legal and Regulatory Requirements

1. There are no qualifications or adverse remarks given by the respective auditor in the Companies (Auditor's Report) Order, 2020 ("the Order"), report of the companies included in the consolidated financial statements. Accordingly, the requirement to report on clause 3(xxi) of the Order is not applicable to the Holding Company.
2. As required by Section 143(3) of the Act, based on our audit and on the consideration of report of the other auditors on separate financial statements and the other financial information of subsidiaries, and joint venture, as noted in the 'other matter' paragraph we report, to the extent applicable, that:
 - (a) We/the other auditors whose report we have relied upon have sought and obtained all the information and explanations which to the best of our knowledge and belief were necessary for the purposes of our audit of the aforesaid consolidated financial statements;
 - (b) In our opinion, proper books of account as required by law relating to preparation of the aforesaid consolidated financial statements have been kept so far as it appears from our examination of those books and reports of the other auditors, except for the matters stated in the paragraph (i)(vi) below on reporting under Rule 11(g).;
 - (c) The Consolidated Balance Sheet, the Consolidated Statement of Profit and Loss including the Statement of Other Comprehensive Income, the Consolidated Cash Flow Statement and Consolidated Statement of Changes in Equity dealt with by this Report are in agreement with the books of account maintained for the purpose of preparation of the consolidated financial statements;
 - (d) In our opinion, the aforesaid consolidated financial statements comply with the Accounting Standards specified under Section 133 of the Act, read with Companies (Indian Accounting Standards) Rules, 2015, as amended;
 - (e) On the basis of the written representations received from the directors of the Holding Company as on March 31, 2024 taken on record by the Board of Directors of the Holding Company and the reports of the statutory auditors who are appointed under Section 139 of the Act, of its subsidiary companies and joint venture, none of the directors of the Group's companies and joint venture, incorporated in India, is disqualified as on March 31, 2024 from being appointed as a director in terms of Section 164 (2) of the Act;
 - (f) With respect to the adequacy of the internal financial controls with reference to consolidated financial statements of the Holding Company and its subsidiary companies, and joint venture, incorporated in India, and the operating effectiveness of such controls, refer to our separate Report in "Annexure 1" to this report;
 - (g) In our opinion and based on the consideration of reports of other statutory auditors of the subsidiaries and joint venture incorporated in India, the managerial remuneration for the year ended March 31, 2024 has been paid / provided by the Holding Company, its subsidiaries and joint venture incorporated in India to their directors in accordance with the provisions of section 197 read with Schedule V to the Act;
 - (h) The modification relating to the maintenance of accounts and other matters connected therewith are as stated in the paragraph (b) above on reporting under Section 143(3)(b) and paragraph i(vi) below on reporting under Rule 11(g).
 - (i) With respect to the other matters to be included in the Auditor's Report in accordance with Rule 11 of the Companies (Audit and Auditors) Rules, 2014, as amended, in our opinion and to the best of our information and according to the explanations given to us and based on the consideration of the report of the other auditors on separate financial statements as also the other financial information of the subsidiaries and joint ventures, as noted in the 'Other matter' paragraph:
 - i. The consolidated financial statements disclose the impact of pending litigations on its consolidated financial position of the Group and joint ventures in its consolidated financial statements – Refer Note 39 and 29 (b) to the consolidated financial statements;
 - ii. The Group, its associates and joint venture did not have any material foreseeable losses in long-term contracts including derivative contracts during the year ended March 31, 24;
 - iii. There has been no delay in transferring amounts, required to be transferred, to the Investor Education and Protection Fund by the Holding Company, its subsidiaries and joint ventures, incorporated in India during the year ended March 31, 2024.
 - iv. a) The respective managements of the Holding Company, its subsidiaries and joint venture which are companies incorporated in India whose financial statements have been audited under the Act have represented to us and the other auditors of such subsidiaries and joint venture respectively that, to the best of its knowledge and belief, as disclosed in the note 38 (A) to the consolidated financial statements, no funds have been advanced or loaned or invested (either from borrowed funds or share premium or any other sources or kind of funds) by the Holding Company or any of such subsidiaries and joint ventures to or in any other persons or entities, including foreign entities ("Intermediaries"), with the understanding, whether recorded in writing or otherwise, that the Intermediary shall, whether,

directly or indirectly lend or invest in other persons or entities identified in any manner whatsoever by or on behalf of the respective Holding Company or any of such subsidiaries and joint venture ("Ultimate Beneficiaries") or provide any guarantee, security or the like on behalf of the Ultimate Beneficiaries;

- b) The respective managements of the Holding Company, its subsidiaries and joint venture which are companies incorporated in India whose financial statements have been audited under the Act have represented to us and the other auditors of such subsidiaries and joint venture respectively that, to the best of its knowledge and belief, as disclosed in the note 38 (A) to the consolidated financial statements, no funds have been received by the respective Holding Company or any of such subsidiaries and joint venture from any persons or entities, including foreign entities ("Funding Parties"), with the understanding, whether recorded in writing or otherwise, that the Holding Company or any of such subsidiaries and joint venture shall, whether, directly or indirectly, lend or invest in other persons or entities identified in any manner whatsoever by or on behalf of the Funding Party ("Ultimate Beneficiaries") or provide any guarantee, security or the like on behalf of the Ultimate Beneficiaries; and
- c) Based on the audit procedures that have been considered reasonable and appropriate in the circumstances performed by us and that performed by the auditors of the subsidiaries and joint venture which are companies incorporated in India whose financial statements have been audited under the Act, nothing has come to our or other auditor's notice that has caused us or the other auditors to believe that the representations under sub-clause (a) and (b) contain any material mis-statement.
- v) The final dividend paid by the Holding Company, its subsidiaries and joint venture companies incorporated in India during the year in respect of the same declared for the previous year is in accordance with section 123 of the Act to the extent it applies to payment of dividend. As stated in note 18 to the consolidated financial statements, the respective Board of Directors of the Holding Company, its subsidiaries and joint venture companies, incorporated in India have proposed final dividend for the year which is subject to the approval of the members of the respective companies at the respective ensuing Annual General Meeting. The dividend declared is in accordance with section 123 of the Act to the extent it applies to declaration of dividend.
- vi) Based on our examination which included test checks and that performed by auditors of subsidiary and joint venture which are companies incorporated in India whose financial statements have been audited under the Act, except for instances discussed in note 51 to the consolidated financial statements, the Holding Company, subsidiary and joint venture have used accounting software for maintaining its books of account which have a feature of recording audit trail (edit log) facility and the same has operated throughout the year for all relevant transactions recorded in the software. Further, during the course of our audit, we and respective auditors of the above referred subsidiary and joint venture did not come across any instance of audit trail feature being tampered with in respect of other accounting software.

For **S R B C & CO LLP**

Chartered Accountants

Firm's Registration No: 324982E/E300003

per Ravi Bansal

Partner

Membership No. 049365

ICAI UDIN: 24049365BKGVJC9044

Place of Signature: Mumbai

Date: May 14, 2024

ANNEXURE 1 TO THE INDEPENDENT AUDITOR'S REPORT OF EVEN DATE ON THE CONSOLIDATED FINANCIAL STATEMENTS OF NILKAMAL LIMITED**Report on the Internal Financial Controls under Clause (i) of Sub-section 3 of Section 143 of the Companies Act, 2013 ("the Act")**

We have audited the internal financial controls with reference to consolidated financial statements of Nilkamal Limited ("the Company") as of March 31, 2024 in conjunction with our audit of the consolidated financial statements of the Company for the year ended on that date.

Management's Responsibility for Internal Financial Controls

The Company's Management is responsible for establishing and maintaining internal financial controls based on the internal control over financial reporting criteria established by the Company considering the essential components of internal control stated in the Guidance Note on Audit of Internal Financial Controls Over Financial Reporting issued by the Institute of Chartered Accountants of India ("ICAI"). These responsibilities include the design, implementation and maintenance of adequate internal financial controls that were operating effectively for ensuring the orderly and efficient conduct of its business, including adherence to the Company's policies, the safeguarding of its assets, the prevention and detection of frauds and errors, the accuracy and completeness of the accounting records, and the timely preparation of reliable financial information, as required under the Companies Act, 2013.

Auditor's Responsibility

Our responsibility is to express an opinion on the Company's internal financial controls with reference to these consolidated financial statements based on our audit. We conducted our audit in accordance with the Guidance Note on Audit of Internal Financial Controls Over Financial Reporting (the "Guidance Note") and the Standards on Auditing, as specified under section 143(10) of the Act, to the extent applicable to an audit of internal financial controls, both issued by ICAI. Those Standards and the Guidance Note require that we comply with ethical requirements and plan and perform the audit to obtain reasonable assurance about whether adequate internal financial controls with reference to these consolidated financial statements was established and maintained and if such controls operated effectively in all material respects.

Our audit involves performing procedures to obtain audit evidence about the adequacy of the internal financial controls with reference to these consolidated financial statements and their operating effectiveness. Our audit of internal financial controls with reference to consolidated financial statements included obtaining an understanding of internal financial controls with reference to these consolidated financial statements, assessing the risk that a material weakness exists, and testing and evaluating the design and operating effectiveness of internal control based on the assessed risk. The procedures selected depend on the auditor's judgement, including the assessment of the risks of material misstatement of the consolidated financial statements, whether due to fraud or error.

We believe that the audit evidence we have obtained is sufficient and appropriate to provide a basis for our audit opinion on the Company's internal financial controls with reference to these consolidated financial statements.

Meaning of Internal Financial Controls With Reference to these Consolidated Financial Statements

A company's internal financial controls with reference to consolidated financial statements is a process designed to provide reasonable assurance regarding the reliability of financial reporting and the preparation of consolidated financial statements for external purposes in accordance with generally accepted accounting principles. A company's internal financial controls with reference to consolidated financial statements includes those policies and procedures that (1) pertain to the maintenance of records that, in reasonable detail, accurately and fairly reflect the transactions and dispositions of the assets of the company; (2) provide reasonable assurance that transactions are recorded as necessary to permit preparation of consolidated financial statements in accordance with generally accepted accounting principles, and that receipts and expenditures of the company are being made only in accordance with authorisations of management and directors of the company; and (3) provide reasonable assurance regarding prevention or timely detection of unauthorised acquisition, use, or disposition of the company's assets that could have a material effect on the consolidated financial statements.

Inherent Limitations of Internal Financial Controls with Reference to Consolidated Financial Statements

Because of the inherent limitations of internal financial controls with reference to consolidated financial statements, including the possibility of collusion or improper management override of controls, material misstatements due to error or fraud may occur and not be detected. Also, projections of any evaluation of the internal financial controls with reference to consolidated financial statements to future periods are subject to the risk that the internal financial control with reference to consolidated financial statements may become inadequate because of changes in conditions, or that the degree of compliance with the policies or procedures may deteriorate.

Opinion

In our opinion, the Company has, in all material respects, adequate internal financial controls with reference to consolidated financial statements and such internal financial controls with reference to consolidated financial statements were operating effectively as at March 31, 2024, based on the internal control over financial reporting criteria established by the Company considering the essential components of internal control stated in the Guidance Note issued by the ICAI.

For **S R B C & CO LLP**

Chartered Accountants

Firm's Registration No: 324982E/E300003

per Ravi Bansal

Partner

Membership No. 049365

ICAI UDIN: 24049365BKGVJC9044

Place of Signature: Mumbai

Date: May 14, 2024

CONSOLIDATED BALANCE SHEET AS AT 31ST MARCH, 2024

			(₹ in lakhs)	
			As at	As at
			31st March, 2024	31st March, 2023
I.	ASSETS			
1	Non-current Assets			
	(a) Property, Plant and Equipment	3	76,735.75	77,452.07
	(b) Capital Work-in-Progress	3	3,811.22	2,219.52
	(c) Goodwill	3	675.60	675.60
	(d) Intangible assets	3	46.66	107.59
	(e) Investment in Joint venture (using equity method)	4	3,564.73	2,636.74
	(f) Financial Assets			
	(i) Investments	5	223.89	102.29
	(ii) Loans	6	348.47	326.55
	(iii) Others Financial Assets	7	3,981.40	2,605.42
	(g) Other Non-current Assets	8	6,284.32	2,580.46
	Total Non-current Assets		95,672.04	88,706.24
2	Current Assets			
	(a) Inventories	9	59,587.45	65,604.97
	(b) Financial Assets			
	(i) Investments	10	3,266.41	457.56
	(ii) Trade Receivables	11	46,365.96	43,342.43
	(iii) Cash and Cash Equivalents	12	8,193.76	1,995.68
	(iv) Bank Balances other than cash and cash equivalents	13	259.79	408.52
	(v) Other Financial Assets	14	2,620.00	1,557.47
			60,705.92	47,761.66
	(c) Current Tax Assets (Net)		390.57	541.39
	(d) Other Current Assets	15	5,725.76	4,922.84
	Total Current Assets		1,26,409.70	1,18,830.86
	TOTAL ASSETS		2,22,081.74	2,07,537.10
II.	EQUITY AND LIABILITIES			
1	Equity			
	(a) Equity Share Capital	16	1,492.25	1,492.25
	(b) Other Equity	17	1,39,496.66	1,29,929.29
	Total Equity attributable to Equity Holders of the Parent Company		1,40,988.91	1,31,421.54
2	Non-controlling Interests		97.77	75.22
	Total Equity		1,41,086.68	1,31,496.76
3	Non-current liabilities			
	(a) Financial Liabilities			
	(i) Borrowings	19	12,655.21	16,032.87
	(ii) Lease Liabilities	20	13,817.39	13,490.38
	(iii) Other Financial Liabilities	21	6,952.36	7,226.13
	(b) Provisions	22	724.86	615.70
	(c) Deferred Tax Liabilities (Net)	23	1,586.58	1,534.67
	Total Non-current Liabilities		35,736.40	38,899.75
4	Current Liabilities			
	(a) Financial Liabilities			
	(i) Borrowings	24	12,088.66	2,837.08
	(ii) Lease Liabilities	25	2,034.49	2,751.24
	(iii) Trade Payables	26		
	(a) Total Outstanding dues of micro enterprises and small enterprises		-	13.85
	(b) Total Outstanding dues of creditors other than micro enterprises and small enterprises		21,523.72	22,539.10
	(iv) Other Financial Liabilities	27	2,089.16	2,506.21
	(b) Other Current Liabilities	28	5,512.04	5,219.89
	(c) Provisions	29	1,309.88	1,223.86
	(d) Current Tax Liabilities (Net)		700.71	49.36
	Total Current Liabilities		45,258.66	37,140.59
	TOTAL EQUITY AND LIABILITIES		2,22,081.74	2,07,537.10
	Material accounting policies	2		

The notes referred to above form an integral part of the consolidated financial statements.

As per our report of even date attached.

For S R B C & CO LLP

Chartered Accountants

Firm's Registration No: 324982E/E300003

per Ravi Bansal

Partner

Membership No : 049365

Hiten V. Parekh

Managing Director

DIN : 00037550

Paresh B. Mehta

Chief Financial Officer

Membership No : 0044670

For and on Behalf of the Board of Directors of

Nilkamal Limited

CIN : L25209DN1985PLC000162

Manish V. Parekh

Joint Managing Director

DIN : 00037724

Nayan S. Parekh

Executive Director

DIN: 00037597

Priti P. Dave

Company Secretary

Membership No : 19469

CONSOLIDATED STATEMENT OF PROFIT AND LOSS FOR THE YEAR ENDED 31ST MARCH, 2024

Particulars	Note	(₹ in lakhs)	
		For the year ended 31st March, 2024	For the year ended 31st March, 2023
I. Revenue from operations	30	3,19,632.68	3,13,087.69
II. Other Income	31	1,329.42	1,102.31
III. Total Income (I+II)		3,20,962.10	3,14,190.00
IV. Expenses:			
Cost of Materials Consumed		1,30,631.38	1,35,042.75
Purchases of Stock in Trade		50,975.19	56,031.34
Changes in inventories of Finished Goods, Stock in Trade and Work-in-Progress	32	3,036.73	(2,617.49)
Employee Benefits Expense	33	24,942.37	22,163.97
Finance Costs	34	3,694.83	3,658.45
Depreciation and Amortisation Expenses	35	11,541.02	11,338.51
Other Expenses	36	81,003.73	71,645.67
Total Expenses		3,05,825.25	2,97,263.20
V. Profit Before share of Profit of a Joint Venture (III - IV)		15,136.85	16,926.80
VI. Shares of Profit in Joint Venture (net of Tax)		929.29	773.35
VII. Profit Before Tax (V + VI)		16,066.14	17,700.15
VIII. Income Tax Expense:			
Current tax	37	3,788.56	4,046.16
Deferred tax Charge / (Credit)	23	34.89	292.58
Adjustment in respect of current income tax of previous year	37	(0.50)	(38.35)
Total Tax Expenses		3,822.95	4,300.39
IX. Profit for the year (VII - VIII)		12,243.19	13,399.76
X. Other Comprehensive Income:			
Items that will not be reclassified to profit or loss			
Remeasurements gains/(losses) of defined benefit asset		76.47	32.13
Income Tax effect on above		(19.24)	(8.09)
Items that will be reclassified subsequently to profit or loss			
Effective portion of (losses) on hedging instrument in a cash flow hedge		(8.15)	62.57
Income tax Effect on Above		2.05	(11.80)
Exchange Differences in translation of foreign subsidiaries		272.01	37.31
Share of Other Comprehensive income in Joint Venture		(1.30)	-
Total Other Comprehensive Income for the year, Net of Income Tax		321.84	112.12
XI. Total Comprehensive Income (IX + X)		12,565.03	13,511.88
Profit for the year attributable to :			
Equity Shareholder of the Company		12,224.91	13,394.86
Non-Controlling Interests		18.28	4.90
Other Comprehensive income (net of tax) attributable to:			
Equity Shareholder of the Company		321.84	112.12
Non-Controlling Interests		-	-
Total Comprehensive income attributable to:			
Equity Shareholder of the Company		12,546.75	13,506.98
Non-Controlling Interests		18.28	4.90
XII. Earnings per equity share of ₹ 10 each (Previous Year ₹10 each)	47		
(1) Basic (in ₹)		81.82	89.76
(2) Diluted (in ₹)		81.82	89.76
Weighted average number of equity shares outstanding		1,49,22,524	1,49,22,525
Material accounting policies	2		

The notes referred to above form an integral part of the consolidated financial statements.

As per our report of even date attached.

For S R B C & CO LLP

Chartered Accountants

Firm's Registration No: 324982E/E300003

per Ravi Bansal

Partner

Membership No : 049365

Hiten V. Parekh

Managing Director

DIN : 00037550

Paresh B. Mehta

Chief Financial Officer

Membership No : 0044670

For and on Behalf of the Board of Directors of

Nilkamal Limited

CIN : L25209DN1985PLC000162

Manish V. Parekh

Joint Managing Director

DIN : 00037724

Nayan S. Parekh

Executive Director

DIN: 00037597

Priti P. Dave

Company Secretary

Membership No : 19469

CONSOLIDATED CASH FLOW STATEMENT FOR THE YEAR ENDED ENDED 31ST MARCH, 2024

(₹ in lakhs)

	For the Year ended on 31 st March, 2024	For the Year ended on 31 st March, 2023
A. CASH FLOW FROM OPERATING ACTIVITIES		
Net Profit before tax	15,136.85	16,926.80
Adjustments for :		
Depreciation and Amortisation	11,541.02	11,338.51
Forex (Profit)/Loss on Forward Contract	177.28	77.24
Profit on Fixed Assets sold / discarded (Net)	(471.20)	(225.01)
Non-cash expenses adjustment for Gratuity	76.47	32.13
Finance Costs	3,694.83	3,658.45
Interest Income	(582.93)	(509.41)
Gain on Cancellation of Lease	(153.86)	(209.09)
Provision for doubtful debts and advances	112.91	136.51
Bad Debts Written off	26.81	72.13
Profit on valuation of Investment	(23.69)	(0.82)
Unrealised Foreign Exchange Loss	-	(58.49)
	<u>14,397.64</u>	<u>14,312.15</u>
Operating Profit before Working Capital changes	29,534.49	31,238.95
Adjustments for :		
(Increase) in Trade Receivables	(3,163.27)	(12,089.09)
Decrease / (Increase) in Other Receivables	(3,427.33)	1,667.39
Decrease / (Increase) in Inventories	6,017.52	525.02
Increase in Trade Payables	(1,029.25)	455.03
Increase in Other Payables & Provisions	61.35	1,251.25
	<u>(1,540.98)</u>	<u>(8,190.40)</u>
Direct Taxes Paid (Net of Refund)	(2,985.89)	(4,085.83)
	<u>(2,985.89)</u>	<u>(4,047.80)</u>
Net Cash Inflow from Operating Activities (A)	25,007.62	19,001.07
B. CASH FLOW FROM INVESTING ACTIVITIES		
Addition to Fixed Assets, Capital Work-in-Progress and Capital Advances	(15,579.30)	(19,584.58)
Sale of Fixed Assets	1,867.47	1,579.68
Investment in Mutual fund	(6,203.35)	-
Redemption of Mutual fund	3,223.69	0.82
Investment in Shares	(121.60)	(59.15)
Investment in Fixed deposits for more than 3 months	234.48	940.62
Share of profit from Joint Venture	-	210.10
Interest Received	545.50	454.62
	<u>(16,033.11)</u>	<u>(16,457.88)</u>
Net Cash Outflow from Investing Activities (B)		
C. CASH FLOW FROM FINANCING ACTIVITIES		
Receipt of Long term Borrowings	1,596.40	6,137.06
(Repayment) of Long term Borrowings	(1,223.49)	(1,744.12)
Increase/ (Decrease) in Short Term borrowings (Net)	5,501.01	(507.41)
Increase / (Decrease) in Commercial Paper	-	(2,500.00)
Increase/ (Decrease) in Non Convertible Debentures	-	15.93
Finance Costs	(2,319.20)	(2,220.22)
Principle Amount paid towards Lease Liability	(2,392.52)	(2,643.26)
Interest paid towards Lease Liability	(1,347.72)	(1,444.86)
Dividend paid	(2,984.51)	(2,238.38)
	<u>(3,170.03)</u>	<u>(7,145.26)</u>
Net Cash Inflow/(Outflow) from Financing Activities (C)		
D. Change In Foreign Currency Fluctuation Reserve Arising On Consolidation (D)	393.60	63.71
E. Net Increase in Cash and Cash Equivalents (A+B+C+D)	6,198.08	(4,538.36)
Cash and Cash Equivalents as at the beginning of the year	1,995.68	6,534.04
Cash and Cash Equivalents as at the year end	8,193.76	1,995.68
Net (decrease) / increase in Cash and Cash Equivalents	6,198.08	(4,538.36)

CONSOLIDATED CASH FLOW STATEMENT FOR THE YEAR ENDED ENDED 31ST MARCH, 2024 (CONTD.)

(₹ in lakhs)

	For the Year ended on 31st March, 2024	For the Year ended on 31st March, 2023
1. Components of cash and cash equivalents (Refer Note 12)		
(a) Cash on Hand	133.22	85.75
(b) Remittance in Transit	3.08	2.96
(c) Balance in Current Accounts	6,995.07	1,455.76
(d) Bank Deposits with original maturity of 3 months or less	714.26	451.21
(e) Balance with Bank in margin money	348.13	-
Cash and cash Equivalents	8,193.76	1,995.68
2. Debt reconciliation statement in accordance with Ind AS 7		
Opening balances		
Long-term borrowing including derivative liability (Refer Note 19)	16,102.64	11,765.68
Current Maturity of Long term Borrowings (Refer Note 24)	1,910.99	1,839.08
Short-term borrowing (Refer Note 24)	926.09	3,933.49
	18,939.72	17,538.25
Movements (net)		
Long-term borrowing	2,702.51	4,408.87
Short-term borrowing	3,171.41	(3,007.40)
	5,873.92	1,401.47
Closing balances		
Long-term borrowing including derivative liability (Refer Note 19)	12,724.98	16,102.64
Current Maturity of Long term Borrowings (Refer Note 24)	7,991.16	1,910.99
Short-term borrowing (Refer Note 24)	4,097.50	926.09
	24,813.64	18,939.72
3. The Cash Flow statement has been prepared under the "Indirect Method" as set out in Accounting Standard (Ind As -7) Statement of Cash Flows. (Refer Significant Accounting policy note 36) Material Accounting Policies (Refer Note 2)		

As per our report of even date attached.

For S R B C & CO LLP

Chartered Accountants

Firm's Registration No: 324982E/E300003

per Ravi Bansal

Partner

Membership No : 049365

Hiten V. Parekh

Managing Director

DIN : 00037550

Paresh B. Mehta

Chief Financial Officer

Membership No : 0044670

For and on Behalf of the Board of Directors of Nilkamal Limited

CIN : L25209DN1985PLC000162

Manish V. Parekh

Joint Managing Director

DIN : 00037724

Nayan S. Parekh

Executive Director

DIN: 00037597

Priti P. Dave

Company Secretary

Membership No : 19469

Mumbai

14th May, 2024

Mumbai

14th May, 2024

Statement of Changes in Equity

Nilkamal Limited

Statement of Changes in Equity for the year ended 31st March, 2024

(a) Equity share capital

Particulars	(₹ in Lakhs)	
	31st March, 2024	31st March, 2023
Balance at the beginning	1,492.25	1,492.25
Changes in Equity Share Capital due to prior period errors	-	-
Restated balance at the beginning of previous reporting period	-	-
Changes in Equity Share Capital during the year	-	-
Balance as at	1,492.25	1,492.25

(b) Other Equity

Particulars	Reserves and Surplus					Other Reserve Effective portion of cash flow hedges	Attributable to Equity Shareholders of the Company	Attributable to Non Controlling Interests	Total
	Retained Earnings	Securities Premium	General Reserve	Share of Profit in Joint Venture	Foreign Currency Translation Reserves				
Balance at April 1, 2022	78,182.14	6,448.96	35,032.04	365.95	(1,323.07)	(46.98)	1,18,659.04	70.69	1,18,729.73
Profit for the year	13,394.86	-	-	-	-	-	13,394.86	4.90	13,399.76
Other comprehensive income for the year	24.04	-	-	-	-	50.77	74.81	-	74.81
Total comprehensive income for the year	13,418.90	-	-	-	-	50.77	13,469.67	4.90	13,474.57
Final Dividend declared and paid	(2,238.38)	-	-	-	-	-	(2,238.38)	-	(2,238.38)
Foreign Currency Monetary Item Translation Difference Account	-	-	-	-	38.96	-	38.96	(0.37)	38.59
Balance at March 31, 2023	89,362.66	6,448.96	35,032.04	365.95	(1,284.11)	3.79	1,29,929.29	75.22	1,30,004.51
Profit for the year	12,224.91	-	-	-	-	-	12,224.91	18.28	12,243.19
Other comprehensive income for the year	55.92	-	-	-	-	(6.10)	49.82	-	49.82
Total comprehensive income for the year	12,280.83	-	-	-	-	(6.10)	12,274.73	18.28	12,293.01
Final Dividend paid	(2,984.51)	-	-	-	-	-	(2,984.51)	(5.05)	(2,989.56)
Foreign Currency Monetary Item Translation Difference Account	-	-	-	-	277.15	-	277.15	9.32	286.47
Balance at March 31, 2024	98,658.98	6,448.96	35,032.04	365.95	(1,006.96)	(2.31)	1,39,496.66	97.77	1,39,594.43

The notes referred to above form an integral part of the consolidated financial statements.

As per our report of even date attached.

For S R B & CO LLP

Chartered Accountants

Firm's Registration No: 324982E/E300003

For and on Behalf of the Board of Directors of Nilkamal Limited

CIN : L25209DN1985PLC000162

per Ravi Bansal

Partner

Membership No : 049365

Mumbai

14th May, 2024

Hiten V. Parekh

Managing Director

DIN : 00037550

Manish V. Parekh

Joint Managing Director

DIN : 00037724

Nayan S. Parekh

Executive Director

DIN : 00037597

Pareesh B. Mehta

Chief Financial Officer

Membership No : 0044670

Priti P. Dave

Company Secretary

Membership No : 19469

Mumbai

14th May, 2024

1. Corporate information

Nilkamal Limited (the Company) and its subsidiaries, and Joint Venture (collectively, “the Group”) (CIN L25209DN1985PLC000162) for the year ended 31 March 2024. The Company is a public company domiciled in India and is incorporated under the provisions of the Companies Act applicable in India. Its shares are listed on National Stock Exchange (NSE) and Bombay Stock Exchange (BSE) in India. The registered office of the Company is located at Survey 354/2 and 354/3, Near Rakholi Bridge, Silvassa Khanvel Road, Vasona, Silvassa - 396 230, Union Territory of Dadra and Nagar Haveli and Daman and Diu, India. The Company is principally engaged in the manufacturing and trading of plastic and metal furniture and material handling products.

The financial statements were approved for issue in accordance with a resolution of the board of directors on 14 May 2024.

2. Material accounting policies

a) Basis of preparation of consolidated Financial Statements:

The Consolidated Financial Statements comprise the financial statements of Nilkamal Limited (“the holding Company”) and its subsidiaries (“the holding Company and its subsidiaries together referred as the Group”) and the group’s interest in joint ventures. Company have been prepared in accordance with the Indian Accounting Standards (Ind AS) to comply with the section 133 of the Companies Act 2013 (“the Act”), and read with Rule 3 of the Companies (Indian Accounting Standards) Rules 2015 and Companies (Indian Accounting Standards) Rules 2016.

All the assets and liabilities have been classified as current or non-current as per the Group’s normal operating cycle and other criteria set out in Schedule III to the Act. Based on the nature of products and the time between the acquisition of assets for processing and their realisation in cash and cash equivalent, the Group has ascertained the operating cycle to be 12 months.

b) Principles of Consolidation:

The consolidated financial statements comprise the financial statements of Nilkamal Limited (“the Holding Company”), its subsidiaries (the Holding Company and its subsidiaries together referred as “the Group”) and the group’s interest in joint ventures.

Subsidiaries

Subsidiaries are all entities (including special purpose entities) that are controlled by the Company. Control exists when the Company is exposed to, or has the ability to affect those returns through power over the entity. In assessing control, potential voting rights are considered only if the rights are substantive. The financial statements of subsidiaries are included in these consolidated financial statements from the date that control commences until the date that control ceases. The financial statements of the Company and its subsidiaries have been consolidated using uniform accounting policies for like transactions and other events in similar circumstances as mentioned in those policies.

Upon loss of control, the Group derecognises the assets and liabilities of the subsidiary, any non-controlling interests and the other components of equity related to the subsidiary. Any surplus or deficit arising on the loss of control is recognised in the Consolidated Statement of Profit and Loss. If the Company retains any interest in the previous subsidiary, then such interest is measured at fair value at the date that control is lost. Subsequently, it is accounted for as an equity accounted investee depending on the level of influence retained.

Joint venture (equity accounted investees)

Joint arrangements are those arrangements over which the Company has joint control, established by contractual agreement and requiring unanimous consent for strategic financial and operating decisions. Investments in jointly controlled entities are accounted for using the equity method (equity accounted investees) and are initially recognised at cost. The carrying value of the Company’s investment includes goodwill identified on acquisition, net of any accumulated impairment losses. The Company does not consolidate entities where the non-controlling interest (“NCI”) holders have certain significant participating rights that provide for effective involvement in significant decisions in the ordinary course of business of such entities. Investments in such entities are accounted by the equity method of accounting. When the Company’s share of losses exceeds its interest in an equity accounted investee, the carrying amount of that interest (including any long-term investments) is reduced to zero and the recognition of further losses is discontinued except to the extent that the Company has an obligation or has made payments on behalf of the investee.

Transactions eliminated on consolidation:

The financial statements of the subsidiaries and the joint ventures used for the purpose of consolidation are drawn upto the same reporting date as that of the Holding Company, i.e. 31st March, 2024.

The Subsidiary Companies and Joint ventures considered in the consolidated financial statements are:

Name of the Company	Country of Incorporation	% of Ownership held as at 31st March, 2024	% of Ownership held as at 31st March, 2023
Subsidiaries:			
Nilkamal Eswaran Plastics Private Limited	Sri Lanka	96.28%	96.28%
Nilkamal Eswaran Marketing Private Limited	Sri Lanka	96.28%	96.28%
Nilkamal Crates and Bins FZE	Ajman, UAE,	100%	100%
Nilkamal Foundation *	India	100%	100%
Joint Ventures:			
Cambro Nilkamal Private Limited	India	50%	50%

“Non-controlling interest” represents the amount of equity attributable to Non-controlling shareholders at the date on which investment in the subsidiary is made and its share of movements in the equity since the date the parent subsidiary relationship comes into existence.

* These companies are private companies limited by shares formed under section 8 of the Companies Act, 2013. No dividend can be proposed and paid to the shareholder by these companies. In the event of winding up or dissolution of these companies, after satisfaction of all its debts and liabilities, any property whatsoever shall be given or transferred to some other institution(s) having object similar to the objects of these companies, to be determined by the members of this company at or before the time of dissolution or in default thereof by the High Court. The carrying amount of the assets and liabilities included within the consolidated financial statements to which these restrictions apply is ₹ 10.94 lakhs (previous year ₹10.98 lakhs) and ₹ 0.17 lakhs (previous year ₹ 0.18 lakhs).

Functional and presentation currency

These consolidated financial statements are presented in Indian rupees in lakhs, which is the Holding Company's functional currency. All amounts have been rounded off to two decimal places to the nearest lakh, unless otherwise indicated.

The consolidated financial statements have been prepared using uniform accounting policies for like transactions and other events in similar circumstances.

Historical cost convention

The Consolidated financial statements have been prepared on a historical cost basis, except for the following:

- certain consolidated financial assets and liabilities (including derivative instrument) that are measured at fair value;
- defined benefit plans – plan assets measured at fair value

c) Use of Estimates and Judgements:

The preparation of consolidated financial statements in accordance with Ind AS requires use of estimates and assumptions for some items, which might have an effect on their recognition and measurement in the consolidated balance sheet and consolidated statement of profit and loss. The actual amounts realised may differ from these estimates.

Estimates and assumptions are required in particular for:

The preparation of financial statements in accordance with Ind AS requires use of estimates and assumptions for some items, which might have an effect on their recognition and measurement in the balance sheet and statement of profit and loss. The actual amounts realised may differ from these estimates.

Estimates and assumptions are required in particular for:

- **Determination of the estimated useful lives of Property, plant and equipment**

Useful lives of Property plant and equipment are based on the life prescribed in Schedule II of the Companies Act, 2013. In cases, where the useful lives are different from that prescribed in Schedule II for plant and machinery and dies and moulds, they are based on technical advice, taking into account the nature of the asset, the estimated usage of the asset, the operating conditions of the asset, past history of replacement, anticipated technological changes, manufacturers' warranties and maintenance support.

- **Recognition and measurement of defined benefit obligations**

The obligation arising from defined benefit plan is determined on the basis of actuarial assumptions. Key actuarial assumptions include discount rate, trends in salary escalation, actuarial rates and life expectancy. The discount rate is determined by reference to market yields at the end of the reporting period on government bonds. The period to maturity of the underlying bonds correspond to the probable maturity of the post-employment benefit obligations.

- **Recognition of deferred tax assets and liabilities**

Deferred tax assets and liabilities are recognised for the future tax consequences of temporary differences between the carrying values of assets and liabilities and their respective tax bases, and unutilised business loss and depreciation carry-forwards and tax credits. Deferred tax assets are recognised to the extent that it is probable that future taxable income will be available against which the deductible temporary differences, unused tax losses, depreciation carry-forwards and unused tax credits could be utilised.

- **Recognition and measurement of other provisions**

The recognition and measurement of other provisions are based on the assessment of the probability of an outflow of resources, and on past experience and circumstances known at the balance sheet date. The actual outflow of resources at a future date may therefore vary from the amount included in other provisions.

- **Discounting of long-term financial assets / liabilities**

All financial assets / liabilities are required to be measured at fair value on initial recognition. In case of financial liabilities/ assets which are required to subsequently be measured at amortised cost, interest is accrued using the effective interest method.

- **Segment reporting**

Operating segments are reported in a manner consistent with the internal reporting provided to the Chief Operating Decision Maker. The Group prepares its segment information in conformity with the accounting policies adopted for preparing and presenting the consolidated financial statements of the Group as a whole.

- **Fair value of financial instruments**

Derivatives are carried at fair value. Derivatives includes foreign currency forward contracts and interest rate swaps. Fair value of foreign currency forward contracts are determined using the fair value reports provided by respective bankers. Fair value of interest rate swaps are determined with respect to current market rate of interest.

Measurement of fair values

The Group's accounting policies and disclosures require the measurement of fair values for financial instruments.

The Group has an established control framework with respect to the measurement of fair values. The management regularly reviews significant unobservable inputs and valuation adjustments. If third party information, such as broker quotes or pricing services, is used to measure fair values, then the management assesses the evidence obtained from the third parties to support the conclusion that such valuations meet the requirements of Ind AS, including the level in the fair value hierarchy in which such valuations should be classified.

When measuring the fair value of a financial asset or a financial liability, the Group uses observable market data as far as possible. Fair values are categorised into different levels in a fair value hierarchy based on the inputs used in the valuation techniques as follows.

- **Level 1:** quoted prices (unadjusted) in active markets for identical assets or liabilities.
- **Level 1 :** quoted prices (unadjusted) in active markets for identical assets or liabilities.
- **Level 2 :** inputs other than quoted prices included in Level 1 that are observable for the asset or liability, either directly (i.e. as prices) or indirectly (i.e. derived from prices).
- **Level 3 :** inputs for the asset or liability that are not based on observable market data (unobservable inputs).
- If the inputs used to measure the fair value of an asset or a liability fall into different levels of the fair value hierarchy, then the fair value measurement is categorised in its entirety in the same level of the fair value hierarchy as the lowest level input that is significant to the entire measurement.
- The Group recognises transfers between levels of the fair value hierarchy at the end of the reporting period during which the change has occurred.

d) Standards issued but not yet effective:

Ministry of Corporate Affairs ("MCA") notifies new standard or amendments to the existing standards under Companies (Indian Accounting Standards) Rules as issued from time to time. There are no standards that are notified and not yet effective as on date.

e) Property, plant and equipment:

i. Recognition and measurement

Items of property, plant and equipment are measured at cost less accumulated depreciation and any accumulated impairment losses.

The cost of an item of property, plant and equipment comprises:

- a) Its purchase price, including import duties and non-refundable purchase taxes, after deducting trade discounts and rebates.
- b) Any costs directly attributable to bringing the asset to the location and condition necessary for it to be capable of operating in the manner intended by management.
- c) The initial estimate of the costs of dismantling and removing the item and restoring the site on which it is located, the obligation for which an entity incurs either when the item is acquired or as a consequence of having used the item during a particular period for purposes other than to produce inventories during that period.

Income and expenses related to the incidental operations, not necessary to bring the item to the location and condition necessary for it to be capable of operating in the manner intended by management, are recognised in consolidated profit or loss.

Items such as spare parts, stand-by equipments and servicing that meets the definition of property, plant and equipment are capitalised at cost and depreciated over the useful life

If significant parts of an item of property, plant and equipment have different useful lives, then they are accounted and depreciated for as separate items (major components) of property, plant and equipment.

Any gain or loss on disposal of an item of property, plant and equipment is recognised in profit or loss.

Capital work in progress is stated at cost and includes the cost of the assets that are not ready for their intended use at the Balance Sheet date.

Subsequent expenditure

Subsequent expenditure is capitalised only if it is probable that the future economic benefits associated with the expenditure will flow to the Group.

f) Depreciation

- Depreciation on property, plant and equipment is provided on the straight-line method over the useful lives of assets as prescribed under Part C of Schedule II of the Companies Act, 2013 except for plant and machinery and Dies and Moulds which is based on technical evaluation. Management believes that these useful lives best represent the period over which management expects to use these assets. Hence the useful life for plant and machinery of 10 years and for Dies and Moulds of 6 years for continuous running is different from the useful life as prescribed under Part C of Schedule II of the Companies Act 2013;
- Useful life of property plant and equipment are reviewed at each balance sheet date and adjusted prospectively, if appropriate
- Cost of leasehold land is amortised over the period of lease;
- Depreciation on addition to assets or on sale / discardment of assets, is calculated pro rata from the date of such addition or upto the date of such sale/ discardment, as the case may be;
- Assets like mobile phones, telephone instruments, etc. are fully depreciated in the year of purchase / acquisition;
- Individual assets except assets given on lease acquired for less than ₹15,000/- are depreciated entirely in the year of acquisition.

g) Intangible Fixed Assets

Intangible Fixed assets, which are acquired by the Group and have finite useful lives are measured at cost less accumulated amortisation and any accumulated impairment losses.

All other expenditure, including expenditure on internally generated goodwill and brands, is recognised in profit or loss as incurred.

h) Goodwill on Consolidation

Goodwill that arises on a business combination is not amortised but it is tested for impairment annually or more frequently if events or changes in circumstances indicate that the asset may be impaired, and is carried at cost less accumulated impairment losses.

i) Amortisation

Software (Intangible assets) are amortised over their estimated useful lives on a straight- line basis but not exceeding the period of 36 months.

Useful life of Intangible assets are reviewed at each balance sheet date and adjusted prospectively, if appropriate

j) Financial Instruments

A financial instrument is any contract that gives rise to a financial asset of one entity and a financial liability or equity instrument of another entity. Financial instruments also include derivative contracts such as foreign currency foreign exchange forward contracts and, interest rate swaps and currency options; and embedded derivatives in the host contract.

Financial instruments also covers contracts to buy or sell a non-financial item that can be settled net in cash or another financial instrument, or by exchanging financial instruments, as if the contracts were financial instruments, with the exception of contracts that were entered into and continue to be held for the purpose of the receipt or delivery of a non-financial item in accordance with the entity's expected purchase, sale or usage requirements. Derivatives are currently recognised at fair value on the date on which the derivative contract is entered into and are subsequently re-measured to their fair value at the end of each reporting period.

Cash Flow Hedges

The Group uses derivative financial instrument such as forward contracts and cross currency interest rate swaps to hedge its foreign currency risks and interest rate risks. Derivative financial instruments are initially recognised at fair value on the date on which a derivative contract is entered into and are subsequently remeasured at fair value. Derivatives are carried as financial assets when the fair value is positive and as financial liabilities when the fair value is negative.

Any gains or losses arising from changes in the fair value of derivatives are taken directly to the Statement of Profit and Loss, except for the effective portion of cash flow hedge, which is recognised in Other Comprehensive Income and accumulated in Cash Flow Hedge Reserve included in the Reserves and Surplus while any ineffective portion is recognised immediately in the Statement of Profit and Loss.

For the purpose of hedge accounting, hedges are classified as:

Fair value hedges when hedging the exposure to changes in the fair value of a recognised asset or liability.

Cash flow hedges when hedging exposure to variability in cash flows that is either attributable to particular risk associated with a recognised asset or liability.

At the inception of a hedge relationship, the Group formally designates and documents the hedge relationship to which the Group wishes to apply hedge accounting and the risk management objective and strategy for undertaking the hedge. The documentation includes identification of the hedging instrument, the hedged item or transaction, the nature of the risk being hedged and how the entity will assess the effectiveness of changes in the hedging instrument's fair value in offsetting the exposure to changes in the hedged item's fair value or cash flows attributable to the hedged risk. Such hedges are

expected to be highly effective in achieving offsetting changes in fair value or cash flows and are assessed on an ongoing basis to determine that they actually have been highly effective throughout the financial reporting periods for which they were designated.

Hedge accounting is discontinued from the last testing date when the hedging instrument expires or is sold, terminated, or exercised, or no longer qualifies for hedge accounting. Cumulative gain or loss on such hedging instrument recognised in Cash Flow Hedge Reserve is retained there until the forecasted transaction occurs. If a hedged transaction is no longer expected to occur, the net cumulative gain or loss recognised in Cash Flow Hedge Reserve is transferred to consolidated statement of Profit and Loss for the year.

Financial assets

Classification

The Group shall classify financial assets as subsequently measured at amortised cost, fair value through other comprehensive income or fair value through profit or loss on the basis of its business model for managing the financial assets and the contractual cash flow characteristics of the financial asset.

Initial recognition and measurement

All financial assets are recognised initially at fair value plus, in the case of financial assets not recorded at fair value through profit or loss, transaction costs that are attributable to the acquisition of the financial asset. Purchases or sales of financial assets that require delivery of assets within a time frame established by regulation or convention in the market place (regular way trades) are recognised on the trade date, i.e., the date that the Group commits to purchase or sell the asset.

Debt instruments at amortised cost

A 'debt instrument' is measured at the amortised cost if both the following conditions are met:

- a) The asset is held within a business model whose objective is to hold assets for collecting contractual cash flows, and
- b) Contractual terms of the asset give rise on specified dates to cash flows that are solely payments of principal and interest (SPPI) on the principal amount outstanding.

After initial measurement, such financial assets are subsequently measured at amortised cost using the effective interest rate (EIR) method. Amortised cost is calculated by taking into account any discount or premium on acquisition and fees or costs that are an integral part of the EIR. The EIR amortisation is included in finance income in the profit or loss. The losses arising from impairment are recognised in the profit or loss. This category generally applies to trade and other receivables. For more information on receivables, (Refer note 43).

Equity investments

All equity investments in scope of Ind-AS 109 are measured at fair value. Equity instruments which are held for trading are classified as at FVTPL. For all other equity instruments, the Group decides to classify the same either as at FVOCI or FVTPL. The Group makes such election on an instrument-by-instrument basis. The classification is made on initial recognition and is irrevocable.

If the Group decides to classify an equity instrument as FVOCI, then all fair value changes on the instrument, excluding dividends, are recognised in the OCI. There is no recycling of the amounts from OCI to profit and loss, even on sale of investment. However, the Group may transfer the cumulative gain or loss within equity.

Equity instruments included within the FVTPL category are measured at fair value with all changes recognised in the profit and loss.

Derecognition

A financial asset (or, where applicable, a part of a financial asset or part of a Group of similar financial assets) is primarily derecognised (i.e. removed from the Group's balance sheet) when:

- The rights to receive cash flows from the asset have expired, or
- The Group has transferred its rights to receive cash flows from the asset or has assumed an obligation to pay the received cash flows in full without material delay to a third party under a 'pass-through' arrangement; and either (a) the Group has transferred substantially all the risks and rewards of the asset, or (b) the Group has neither transferred nor retained substantially all the risks and rewards of the asset, but has transferred control of the asset.

When the Group has transferred its rights to receive cash flows from an asset or has entered into a pass-through arrangement, it evaluates if and to what extent it has retained the risks and rewards of ownership. When it has neither transferred nor retained substantially all of the risks and rewards of the asset, nor transferred control of the asset, the Group continues to recognise the transferred asset to the extent of the Group's continuing involvement. In that case, the Group also recognises an associated liability. The transferred asset and the associated liability are measured on a basis that reflects the rights and obligations that the Group has retained.

Continuing involvement that takes the form of a guarantee over the transferred asset is measured at the lower of the original carrying amount of the asset and the maximum amount of consideration that the Group could be required to repay.

Impairment of financial assets

In accordance with Ind-AS 109, the Group applies expected credit loss (ECL) model for measurement and recognition of impairment loss on the following financial assets and credit risk exposure:

- a) Financial assets that are debt instruments, and are measured at amortised cost e.g., loans, debt securities, deposits, and bank balance.
- b) Trade receivables - The application of simplified approach does not require the Group to track changes in credit risk. Rather, it recognises impairment loss allowance based on lifetime ECLs at each reporting date, right from its initial recognition. Trade receivables are tested for impairment on a specific basis after considering the sanctioned credit limits, security like letters of credit, security deposit collected etc. and expectations about future cash flows.

Financial liabilities

Classification

The Group classifies all financial liabilities as subsequently measured at amortised cost, except for financial liabilities at fair value through profit or loss. Such liabilities, including derivatives that are liabilities, shall be subsequently measured at fair value.

Initial recognition and measurement

Financial liabilities are classified, at initial recognition, as financial liabilities at fair value through profit or loss, loans and borrowings, payables, or as derivatives designated as hedging instruments in an effective hedge, as appropriate.

All financial liabilities are recognised initially at fair value and, in the case of loans and borrowings and payables, net of directly attributable and incremental transaction cost.

Amortised cost is calculated by taking into account any discount or premium on acquisition and fees or costs that are an integral part of the EIR. The EIR amortisation is included as finance costs in the statement of profit and loss.

The Group's financial liabilities include trade and other payables, loans and borrowings including bank overdrafts and derivative financial instruments.

Derecognition

A financial liability is derecognised when the obligation under the liability is discharged or cancelled or expires. When an existing financial liability is replaced by another from the same lender on substantially different terms, or the terms of an existing liability are substantially modified, such an exchange or modification is treated as the derecognition of the original liability and the recognition of a new liability. The difference in the respective carrying amounts is recognised in the consolidated statement of profit or loss.

Offsetting of financial instruments

Financial assets and financial liabilities are offset and the net amount is reported in the consolidated balance sheet if there is a currently enforceable legal right to offset the recognised amounts and there is an intention to settle on a net basis, to realise the assets and settle the liabilities simultaneously.

k) Valuation of Inventories:

Inventories of Raw Materials, Packing Materials, Stores and Spares, Work-in Progress, Traded goods and Finished goods are valued 'at cost and net realisable value' whichever is lower. Cost comprises all cost of purchase, appropriate direct production overheads and other costs incurred in bringing the inventories to their present location and condition. Cost formulae used is 'Weighted Average Cost'. Due allowance is estimated and made for defective and obsolete items, wherever necessary, based on the past experience of the Group. Net realisable value is the estimated selling price in the ordinary course of business, less the estimated costs of completion and the estimated costs necessary to make the sale. Raw materials and other supplies held for use in the production of inventories are not written down below cost except in case where material prices have declined and it is estimated that the cost of the finished product will exceed its net realisable value.

l) Employee Benefits:

All employee benefits payable within twelve months of rendering the service are recognised in the period in which the employee renders the related service.

Contribution to Defined Contribution Plans such as Provident Fund, Employees' State Insurance Corporation, etc., are charged to the consolidated Statement of Profit and Loss as incurred.

Defined Benefit Plans – The present value of the obligation under such plans, is determined based on an actuarial valuation by an independent actuary at the end of each year, using the Projected Unit Credit Method. In the case of gratuity, which is funded, the fair value of the plan assets is reduced from the gross obligation under the defined benefit plans, to recognise the obligation on net basis.

Remeasurement of net defined benefit liability, which comprises actuarial gains and losses and the return on plan assets (excluding interest) and the effect of the asset ceiling (if any excluding interest), are recognised immediately in other comprehensive income.

Other Long Term Employee Benefits

Compensated Absences

Accumulated compensated absences, which are expected to be availed or encashed within 12 months from the end of the year end are treated as short term employee benefits. The obligation towards the same is measured at the expected cost of accumulating compensated absences as the additional amount expected to be paid as a result of the unused entitlement as at the year end. Accumulated compensated absences, which are expected to be availed or encashed beyond 12 months

from the end of the year end are treated as other long term employee benefits. The Group's liability is actuarially determined (using the Projected Unit Credit method) at the end of each year. Actuarial losses/ gains are recognised in the consolidated Statement of Profit and Loss in the year in which they arise.

m) Foreign Exchange Transactions:

Transactions in foreign currencies are translated into the respective functional currencies of the Group at the exchange rates at the dates of the transactions.

Monetary assets and liabilities denominated in foreign currencies are translated into the functional currency at the exchange rate at the reporting date. Non-monetary assets and liabilities that are measured at fair value in a foreign currency are translated into the functional currency at the exchange rate when the fair value was determined. Foreign currency differences are generally recognised in profit or loss. Non-monetary items that are measured based on historical cost in a foreign currency are not translated using the exchange rate at the date of the transactions.

Translation of financial statements of foreign entities

On consolidation, the assets and liabilities of foreign operations are translated into ₹ (Indian Rupees) at the exchange rate prevailing at the reporting date and their statements of profit and loss are translated at exchange rates prevailing at the dates of the transactions. For practical reasons, the group uses monthly closing rate to translate income and expense items, if the average rate approximates the exchange rates at the dates of the transactions. The exchange differences arising on translation for consolidation are recognised in Foreign Currency Translation Reserve. On disposal of a foreign operation, the component of Foreign Currency Translation Reserve relating to that particular foreign operation is reclassified to Consolidated Statement of Profit and Loss.

n) Borrowing Costs:

Borrowing costs that are directly attributable to the acquisition or construction of an asset that necessarily takes a substantial period of time to get ready for its intended use are capitalised as part of the cost of that asset till the date it is ready for its intended use or sale.

Other borrowing costs are recognised as an expense in the period in which they are incurred.

o) Revenue Recognition:

The Company derives revenues primarily from sale of manufactured goods, traded goods and related services.

Revenue is recognised on satisfaction of performance obligation upon transfer of control of promised products or services to customers in an amount that reflects the consideration the Company expects to receive in exchange for those products or services. The performance obligations in our contracts are fulfilled at the time of dispatch, delivery or upon formal customer acceptance depending on customer terms.

Revenue is measured based on transaction price allocated to that performance obligation, after deduction of any discounts, sales incentives / schemes and any taxes or duties collected on behalf of the government such as goods and services tax, etc. Accumulated experience is used to estimate the provision for such discounts and sales incentives / schemes. Revenue is only recognised to the extent that it is highly probable a significant reversal will not occur.

Dividend income is recognised in statement of profit and loss only when the right to receive payment is established.

Export incentives receivable under various schemes are accounted on accrual basis.

Interest income is recognised using the effective interest rate method.

p) Leases

At the inception it is assessed, whether a contract is a lease or contains a lease. A contract is a lease or contains a lease if it conveys the right to control the use of an identified asset, for a period of time, in exchange for consideration.

To assess whether a contract conveys the right to control the use of an identified asset, Company assesses whether the contract involves the use of an identified asset. Use may be specified explicitly or implicitly.

- Use should be physically distinct or represent substantially all of the capacity of a physically distinct asset.
- If the supplier has a substantive substitution right, then the asset is not identified.
- Company has the right to obtain substantially all of the economic benefits from use of the asset throughout the period of use
- Company has the right to direct the use of the asset.
- In cases where the usage of the asset is predetermined the right to direct the use of the asset is determined when Company has the right to use the asset or Company designed the asset in a way that predetermines how and for what purpose it will be used.

At the commencement or modification of a contract, that contains a lease component, Company allocates the consideration in the contract, to each lease component, on the basis of its relative standalone prices. For leases of property, it is elected not to separate non-lease components and account for the lease and non-lease components as a single lease component.

As a Lessee:

Company recognises a right-of-use asset and a lease liability at the lease commencement date.

Right-of-use asset (ROU):

The right-of-use asset is initially measured at cost. Cost comprises of the initial amount of the lease liability adjusted for any lease payments made at or before the commencement date, any initial direct costs incurred by the lessee, an estimate of costs to dismantle and remove the underlying asset or to restore the underlying asset or the site on which it is located less any lease incentives received.

After the commencement date, a lessee shall measure the right-of-use asset applying cost model, which is cost less any accumulated depreciation and any accumulated impairment losses and also adjusted for certain re-measurements of the lease liability.

Right-of-use asset is depreciated using straight-line method from the commencement date to the end of the lease term. If the lease transfers the ownership of the underlying asset to the Company at the end of the lease term or the cost of the right-of-use asset reflects Company will exercise the purchase option, ROU will be depreciated over the useful life of the underlying asset, which is determined based on the same basis as property, plant and equipment.

Lease liability:

Lease liability is initially measured at the present value of lease payments that are not paid at the commencement date. Discounting is done using the implicit interest rate in the lease, if that rate cannot be readily determined, then using Company's incremental borrowing rate. Incremental borrowing rate is determined based on entity's borrowing rate adjusted for terms of the lease and type of the asset leased.

Lease payments included in the measurement of the lease liability comprises of fixed payments (including in substance fixed payments), variable lease payments that depends on an index or a rate, initially measured using the index or rate at the commencement date, amount expected to be payable under a residual value guarantee, the exercise price under a purchase option that the Company is reasonably certain to exercise, lease payments in an optional renewal period if the Company is reasonably certain to exercise an extension option, and penalties for early termination of a lease unless the Company is reasonably certain not to terminate early.

Lease liability is measured at amortised cost using the effective interest method. Lease liability is re-measured when there is a change in the lease term, a change in its assessment of whether it will exercise a purchase, extension or termination option or a revised in-substance fixed lease payment, a change in the amounts expected to be payable under a residual value guarantee and a change in future lease payments arising from change in an index or rate.

When the lease liability is re-measured corresponding adjustment is made to the carrying amount of the right-of-use asset. If the carrying amount of the right-of-use asset has been reduced to zero it will be recorded in statement of profit and loss.

Right-of-use asset is presented under "Property Plant and Equipment" and lease liabilities are presented under "Financial liabilities" in the balance sheet.

Company has elected not to recognise right-of-use assets and lease liabilities for short term leases. The lease payments associated with these leases are recognised as an expense on a straight-line basis over the lease term.

Lessor

At the commencement or modification of a contract, that contains a lease component, Company allocates the consideration in the contract, to each lease component, on the basis of its relative standalone prices.

At the inception of the lease, it is determined whether it is a finance lease or an operating lease. If the lease transfers substantially all of the risks and rewards incidental to ownership of the underlying asset, then it is a financial lease, otherwise it is an operating lease.

If the lease arrangement contains lease and non-lease components, then the consideration in the contract is allocated using the principles of IND AS 115. The Company tests for the impairment losses at the year end. Payment received under operating lease is recognised as income on straight line basis, over the lease term.

The accounting policies applicable to the Company as a lessor, in the comparative period, were not different from IND AS 116.

q) Business Combination:

The Group applies the acquisition method in accounting for business combinations. The consideration transferred by the Group to obtain control of a business is calculated as the sum of the fair values of assets transferred and liabilities assumed as at the acquisition date i.e. date on which it obtains control of the acquire, which includes the fair value of any asset or liability arising from a contingent consideration arrangement. Acquisition-related costs are recognised in the statement of profit and loss as incurred, except to the extent related to the issue of debt or equity securities.

Where the consideration transferred exceeds the fair value of the net assets acquired and liabilities assumed, the excess is recorded as goodwill. Alternatively, in case of bargain purchase wherein the consideration transferred is lower than the fair value of the net identifiable assets and liabilities assumed, the difference as a gain in other comprehensive income and accumulate the gain in equity as capital reserve Identifiable assets acquired and liabilities assumed in a business combination are measured initially at their fair values on acquisition-date.

Intangible Assets acquired in a Business Combination and recognised separately from Goodwill are initially recognised at their fair value at the acquisition date (which is regarded as their cost).

Subsequent to initial recognition, intangible assets acquired in a Business Combination are reported at cost less accumulated amortisation and accumulated impairment losses, on the same basis as intangible assets that are acquired separately.

r) Impairment of non-financial assets

Goodwill and intangible assets that have an indefinite useful life are not subject to amortisation and are tested annually for impairment, or more frequently if events or changes in circumstances indicate that they might be impaired.

The carrying values of assets/cash generating units at each balance sheet date are reviewed for impairment if any indication of impairment exists. If the carrying amount of the assets exceed the estimated recoverable amount, an impairment is recognised for such excess amount.

The recoverable amount is the greater of the net selling price and their value in use. Value in use is arrived at by discounting the future cash flows to their present value based on an appropriate discount factor.

When there is indication that an impairment loss recognised for an asset (other than a revalued asset) in earlier accounting periods which no longer exists or may have decreased, such reversal of impairment loss is recognised in the consolidated Statement of Profit and Loss, to the extent the amount was previously charged to the consolidated Statement of Profit and Loss. In case of revalued assets, such reversal is not recognised. An impairment loss in respect of goodwill is not subsequently reversed.

s) Cash and cash equivalents

Cash and cash equivalent in the consolidated balance sheet comprise cash at banks and on hand and short-term deposits with an original maturity of three months or less, which are subject to an insignificant risk of changes in value.

For the purpose of the consolidated statement of cash flows, cash and cash equivalents consist of cash and short-term deposits, as defined above, net of outstanding bank overdrafts as they are considered an integral part of the Group's cash management.

t) Taxation

Income tax expense comprises current and deferred tax. It is recognised in profit or loss except to the extent that it relates to a business combination, or items recognised directly in equity or in OCI.

i. Current tax

Current tax comprises the expected tax payable or receivable on the taxable income or loss for the year and any adjustment to the tax payable or receivable in respect of previous years. It is measured using tax rates enacted or substantively enacted at the reporting date. Current tax also includes any tax arising from dividends.

Current tax assets and liabilities are offset only if, the Group:

- a) has a legally enforceable right to set off the recognised amounts; and
- b) intends either to settle on a net basis, or to realise the asset and settle the liability simultaneously.

Uncertain Tax position:

Management periodically evaluates positions taken in the tax returns with respect to situations in which applicable tax regulations are subject to interpretation and establishes provisions where appropriate. The provision is estimated based on one of two methods, the expected value method (the sum of the probability weighted amounts in a range of possible outcomes) or the single most likely amount method, depending on which is expected to better predict the resolution of the uncertainty.

ii. Deferred tax

Deferred tax is recognised in respect of temporary differences between the carrying amounts of assets and liabilities for financial reporting purposes and the amounts used for taxation purposes. Deferred tax is not recognised for:

- temporary differences on the initial recognition of assets or liabilities in a transaction that is not a business combination and that affects neither accounting nor taxable profit or loss;
- temporary differences related to investments in subsidiaries and associates to the extent that the Group is able to control the timing of the reversal of the temporary differences and it is probable that they will not reverse in the foreseeable future; and
- taxable temporary differences arising on the initial recognition of goodwill.

Deferred tax assets are recognised for unused tax losses, unused tax credits and deductible temporary differences to the extent that it is probable that future taxable profits will be available against which they can be used. Deferred tax assets are reviewed at each reporting date and are reduced to the extent that it is no longer probable that the related tax benefit will be realised; such reductions are reversed when the probability of future taxable profits improves.

Unrecognised deferred tax assets are reassessed at each reporting date and recognised to the extent that it has become probable that future taxable profits will be available against which they can be used.

Deferred tax is measured at the tax rates that are expected to be applied to temporary differences when they reverse, using tax rates enacted or substantively enacted at the reporting date.

The measurement of deferred tax reflects the tax consequences that would follow from the manner in which the Group expects, at the reporting date, to recover or settle the carrying amount of its assets and liabilities.

Deferred tax assets and liabilities are offset only if:

- a) the entity has a legally enforceable right to set off current tax assets against current tax liabilities; and
- b) the deferred tax assets and the deferred tax liabilities relate to income taxes levied by the same taxation authority on the same taxable entity.

Deferred tax asset / liabilities in respect of on temporary differences which originate and reverse during the tax holiday period are not recognised. Deferred tax assets / liabilities in respect of temporary differences that originate during the tax holiday period but reverse after the tax holiday period are recognised.

u) Government Grants:

Grants received from the government are recognised at their fair value where there is reasonable assurance that the grant will be received and the Group will comply with the conditions.

Government grants related to income are deferred and recognised in the profit or loss over the period necessary to match them with the costs that they are intended to compensate and netted off with the expense in the consolidated statement of profit and loss.

Government grants related to purchase of property plant and equipment are recognised by deducting the grant from the carrying amount of the property plant and equipment in which case the grant is recognised in profit or loss as a reduction of depreciation charged.

v) Provisions, Contingent Assets and Contingent Liabilities:

A provision is recognised when the Group has a present obligation (legal or constructive) as a result of a past event and it is probable that an outflow of resources embodying economic benefits will be required to settle the obligation, in respect of which a reliable estimate can be made. These are reviewed at each balance sheet date and adjusted to reflect the current management estimates.

If the effect of the time value of money is material, provisions are determined by discounting the expected future cash flows specific to the liability. The unwinding of the discount is recognised as finance cost.

Contingent Liabilities are disclosed in respect of possible obligations that arise from past events, but their existence is confirmed by the occurrence or non-occurrence of one or more uncertain future events not wholly within the control of the Company.

A contingent asset is a possible asset that arises from past events and whose existence will be confirmed only by the occurrence or non-occurrence of one or more uncertain future events not wholly within the control of the entity. Contingent Assets are not recognised till the realisation of the income is virtually certain. However, the same are disclosed in the financial statements where an inflow of economic benefits is probable.

w) Earnings per share

Basic earnings per share is computed by dividing the net profit for the period attributable to the equity shareholders of the Company by the weighted average number of equity shares outstanding during the period. The weighted average number of equity shares outstanding during the period and for all periods presented is adjusted for events, such as bonus shares, other than the conversion of potential equity shares that have changed the number of equity shares outstanding, without a corresponding change in resources.

For the purpose of calculating diluted earnings per share, the net profit for the period attributable to equity shareholders and the weighted average number of shares outstanding during the period is adjusted for the effects of all dilutive potential equity shares.

(₹ in lakhs)

3 Property, Plant and Equipment and Intangible Assets

Particulars	Property, Plant and Equipment											Total					
	Freehold Land	Leasehold Land	Buildings	Plant and Equipments	Furniture and Fixtures	Office Equipments	Vehicle	Leasehold Improvements	Lease Equipments	Right of Use (See note F below)							
Gross Block																	
Balance as at 1st April, 2022	1,537.20	419.27	21,193.81	56,264.60	4,851.95	2,861.29	364.73	1,543.36	996.92	24,103.33					1,14,136.46		
Addition during the year	2,197.11	2.66	1,572.98	14,085.55	642.59	368.86	27.86	76.00	407.10	2,055.99					21,436.71		
Adjustments (Inter head transfer)	-	-	-	51.85	-	(49.89)	-	(1.96)	-	-					0.00		
Disposal	66.61	-	121.86	282.66	45.08	135.41	89.46	137.07	-	1,953.06					2,831.21		
Exchange Translation	(2.45)	-	(16.12)	(32.75)	2.60	(0.58)	0.96	-	-	-					(48.34)		
Balance as at 31st March, 2023	3,665.25	421.93	22,628.81	70,086.59	5,452.06	3,044.27	304.09	1,480.33	1,404.02	24,206.26					1,32,693.62		
Balance as at 1st April, 2023	3,665.25	421.93	22,628.81	70,086.59	5,452.06	3,044.27	304.09	1,480.33	1,404.02	24,206.26					1,32,693.61		
Addition during the year	292.60	-	1,919.75	6,755.91	68.58	453.06	34.53	5.66	-	2,393.42					11,923.51		
Adjustments (Inter head transfer)	-	-	-	20.23	-	(18.27)	-	-	(1.96)	149.48					149.48		
Disposal	0.09	2.48	313.26	683.73	103.18	141.65	38.20	67.16	417.21	700.36					2,467.32		
Exchange Translation	7.84	-	51.66	107.48	1.71	3.49	10.62	-	-	-					182.80		
Balance as at 31st March 2024	3,965.60	419.45	24,286.96	76,286.48	5,419.17	3,340.89	311.04	1,418.83	984.85	26,048.80					1,42,482.08		
Accumulated Depreciation / Amortisation:																	
Balance as at 1st April, 2022	-	17.18	4,156.31	26,143.99	2,676.75	2,119.13	210.31	1,230.24	196.77	8,728.96					45,479.64		
Depreciation / Amortisation for the year	-	3.01	874.34	6,408.59	402.14	351.99	28.04	50.36	220.54	2,922.68					11,261.69		
Adjustments (Inter head transfer)	-	-	-	20.23	-	(18.27)	-	(1.96)	-	-					0.00		
Disposal / Adjustments	-	-	18.59	153.13	26.79	99.68	59.30	84.39	-	1,034.66					1,476.54		
Exchange Translation	-	-	(5.13)	(20.99)	1.29	(0.54)	2.13	-	-	-					(23.24)		
Balance as at 31st March, 2023	-	20.19	5,006.93	32,398.69	3,053.39	2,352.63	181.18	1,194.25	417.31	10,616.98					55,241.55		
Balance as at 1st April, 2023	-	20.19	5,006.93	32,398.69	3,053.39	2,352.63	181.18	1,194.25	417.31	10,616.98					55,241.55		
Depreciation / Amortisation for the year	-	2.32	905.76	6,942.94	395.31	349.57	29.07	37.32	242.56	2,564.62					11,469.47		
Adjustments (Inter head transfer)	-	-	-	1.06	-	(1.06)	-	-	-	-					-		
Disposal / Adjustments	-	-	31.55	88.92	81.13	136.68	29.94	67.16	321.58	314.10					1,071.06		
Exchange Translation	-	-	18.82	76.57	0.97	3.09	6.93	-	-	-					106.38		
Balance as at 31st March 2024	-	22.51	5,899.96	39,330.34	3,368.54	2,567.55	187.24	1,164.41	338.29	12,867.50					65,746.34		
NET BOOK VALUE																	
As at 31st March 2023	3,665.25	401.74	17,621.88	37,687.90	2,398.67	691.64	122.91	286.08	986.71	13,589.28					77,452.07		
As at 31st March 2024	3,965.60	396.94	18,387.00	36,956.14	2,050.63	773.34	123.80	254.42	646.56	13,181.30					76,735.75		

Notes :-

- a) Leasehold Land acquisition value includes ₹ 0.01 lakhs (previous year : ₹ 0.01 lakhs) paid by way of subscription of shares for membership of co-operative housing society.
- b) Adjustment includes Inter head transfer or modification in terms of lease.
- c) Title deed not held in the name of the Holding Company.

Relevant line item in Balance Sheet	Description of item of property	Gross carrying value (₹ in Lakhs)	Title deeds held in the name of	Whether title deed holder is a promoter, director or relative of promoter/director or employee of promoter/director	Property held since which date	Reason for not being held in the name of the company
Property plant and equipments	Freehold Land	0.68	Nilkamal Crates and Bins	No	01/11/2007	Pending completion of the relevant formalities of certain immovable properties which vested in the Company pursuant to the scheme of amalgamation, such assets continue to be in the name of the erstwhile amalgamated companies.
Property plant and equipments	Buildings	87.15	Stackwell Marketing services Pvt. Ltd.	No	01/11/2007	

d) **Capital work-in-progress** (₹ in lakhs)

2023-24	Amount of CWIP for period of				Total
	Less than 1 year	1-2 years	2-3 years	More than 3 years	
Capital work-in-progress	2,311.76	1,499.46	-	-	3,811.22
Projects temporarily suspended	-	-	-	-	-

(₹ in lakhs)

2022-23	Amount of CWIP for period of				Total
	Less than 1 year	1-2 years	2-3 years	More than 3 years	
Capital work-in-progress	2,076.96	-	(h)142.56	-	2,219.52
Projects temporarily suspended	-	-	-	-	-

e) Expected completion schedule of capital work-in-progress where cost or time over run has exceeded original plan

(₹ in lakhs)

2023-24	To be completed in				Total
	Less than 1 year	1-2 years	2-3 years	More than 3 years	
Projects in progress					
Greenfield project at Hosur	1,458.01	-	-	-	1,458.01

(₹ in lakhs)

2022-23	Amount of CWIP for period of				Total
	Less than 1 year	1-2 years	2-3 years	More than 3 years	
Projects in progress	-	-	-	-	-

f) For capital commitment with regards to property plant and equipment (Refer note 39 (b))

g) For Assets on hypothecation as security against borrowing (Refer note 19)

h) Capitalisation pending due to pending approval from relevant authority.

i) **Details of Right of Use**

(₹ in lakhs)

	Land & Building	Computer Server	Vehicles	Total
Gross Block :				
Balance as at 1st April, 2022	22,696.49	399.55	1,007.29	24,103.33
Additions	1,940.68	-	115.29	2,055.99
Disposals	1,553.51	399.55	-	1,953.06
Balance as at 31st March, 2023	23,083.66	-	1,122.58	24,206.28
Balance as at 1st April, 2023	23,083.66	-	1,122.58	24,206.26
Additions	2,393.42	-	-	2,393.42
Adjustments *	149.48	-	-	149.48
Disposals	700.36	-	-	700.36
Balance as at 31st March, 2024	24,926.20	-	1,122.58	26,048.78
Amortisation				
Balance as at 1st April, 2022	7,817.72	365.04	546.20	8,728.96
Amortisation for the year	2,755.25	34.51	132.90	2,922.66
Disposals / Adjustments	635.11	399.55	-	1,034.66
Balance as at 31st March, 2023	9,937.86	-	679.10	10,616.96
Balance as at 1st April, 2023	9,937.86	-	679.10	10,616.96
Amortisation for the year	2,448.92	-	115.70	2,564.62
Disposals / Adjustments	314.10	-	-	314.10
Balance as at 31st March, 2024	12,072.68	-	794.80	12,867.48
Net Block :				
As at 31st March, 2023	13,145.80	-	443.48	13,589.28
As at 31st March, 2024	12,853.52	-	327.78	13,181.30

Notes :-

- a) The Group ₹ 2,491.16 lakhs for the year ended 31st March, 2024 (Previous year ₹ 1,514.13 lakhs) towards expenses relating to short-term leases and leases of low-value assets. The total cash outflow for leases is ₹ 6,231.40 lakhs for the year ended 31st March, 2024 (Previous year ₹ 5,607.37 lakhs), including cash outflow of short-term leases and leases of low-value assets. Interest on lease liabilities is ₹ 1,347.72 lakhs (Previous year ₹ 1,444.86 lakhs) for the year..
- b) Movement of Lease Liabilities :

(₹ in lakhs)

Particulars	31st March, 2024	31st March, 2023
Opening Balance	16,241.62	17,882.64
Additions	2,393.42	2,055.97
Accretion of Interest	1,347.72	1,444.85
Payments	(3,740.24)	(4,093.24)
Modification / Adjustment	149.48	-
Termination of lease contract	(540.12)	(1,048.60)
Closing Balance	15,851.88	16,241.62
Current	13,817.39	13,490.38
Non-current	2,034.49	2,751.24

- c) The Group's leases mainly comprise of land and buildings and Vehicle and Computer Server. The Group leases land and buildings for manufacturing and warehouse facilities. The Group also has leases for equipment.

d) Maturity analysis Undiscounted Contractual Future lease Outflow are as follows.

(₹ in lakhs)		
Period	2023-24	2022-23
Within One year	3,328.12	3,805.05
One to Five year	8,425.13	10,221.24
More than Five years	14,508.23	26,864.82

e) Adjustments includes modification in terms of lease.

f) The effective interest rate for the lease liabilities is 8.50%

3b Goodwill and Other Intangible Assets

(₹ in lakhs)			
	Goodwill	Computer Software	Total
Gross Block :			
Balance as at 1st April 2022	675.60	705.61	1,381.21
Addition during the year	-	39.52	39.52
Disposals	-	-	-
Exchange Translation	-	(1.04)	(1.04)
Balance as at 31st March, 2023	675.60	744.09	1,419.69
Balance as at 1st April 2023	675.60	744.09	1,419.69
Addition during the year	-	10.58	10.58
Disposal	-	-	-
Exchange Translation	-	3.34	3.34
Balance as at 31st March 2024	675.60	758.01	1,433.61
Accumulated Amortisation:			
Balance as at 1st April 2022	-	560.70	560.70
Amortisation for the year	-	76.82	76.82
Exchange Translation	-	(1.02)	(1.02)
Balance as at 31st March, 2023	-	636.50	636.50
Balance as at 1st April 2023	-	636.50	636.50
Depreciation / Amortisation for the year	-	71.55	71.55
Exchange Translation	-	3.30	3.30
Balance as at 31st March 2024	-	711.35	711.35
Net Block :			
As at 31st March 2023	675.60	107.59	783.19
As at 31st March 2024	675.60	46.66	722.26

As at	As at
31st March, 2024	31st March, 2023

4 Investments in Joint Venture (Valued at cost unless stated otherwise)

Investment (Unquoted)

(I) Investment in Equity instruments of Joint Ventures

105,000 (Previous year 105,000) Equity Shares of ₹10 each of Cambro Nilkamal Private Limited, fully paid up	200.50	200.50
Add : Shares of Profit in Joint Venture	3,364.23	2,436.24
Total	3,364.73	2,636.74
Aggregate value of unquoted other investments	3,364.73	2,636.74

		(₹ in lakhs)	
		As at	As at
		<u>31st March, 2024</u>	<u>31st March, 2023</u>
5	Other Non-Current investments (Refer Note 43)		
	Unquoted		
	(a) Investment - Others (valued at FVTPL)		
	327,370 (Previous year 225,370) Equity Shares of ₹10 each of Beta Wind Farm Private Limited fully paid up	62.20	42.82
	(b) Investment in Government Securities (valued at amortised cost)		
	National Savings Certificates (Pledged with Government authorities)	0.32	0.32
	(c) Investments - Quoted Share - at cost		
	Investments in Shares (By Overseas subsidiary at Sri Lanka)		
	9,86,123 (Previous year 5,00,000) Equity Shares of Dailog Axiata PLC fully paid up	25.51	11.78
	95,000 (Previous year 50,000) Equity Shares of Hemas Holding PLC fully paid up	17.94	7.63
	60,000 (Previous year 40,000) Equity Shares of John Keells PLC fully paid up	25.23	13.95
	2,80,000 (Previous year 1,20,000) Equity Shares of Teejay Lanka PLC fully paid up	25.81	9.70
	NIL (Previous year 50,000) Equity Shares of Melstacorp PLC fully paid up	-	6.38
	45,000 (Previous year 15,000) Equity Shares of Hatton National Bank PLC fully paid up	19.18	4.59
	60,000 (Previous year 35,000) Equity Shares of Aitken Spence Holding PLC fully paid up	10.07	5.12
	30,000 (Previous year Nil) Equity Shares of Commercial Bank of Ceylon fully paid up	6.42	-
	9,86,511 (Previous year Nil) Equity Shares of People Leasing and Financial Pvt Ltd PLC	31.21	-
		<u>161.37</u>	<u>59.15</u>
	Total	<u>223.89</u>	<u>102.29</u>
	Aggregate value of unquoted other investments	<u>62.52</u>	<u>43.14</u>
	Aggregate value of quoted other investments	<u>182.24</u>	<u>58.72</u>
6	Non-Current Loans		
	<i>Unsecured, Considered good</i>		
	(a) Employee Loans	348.47	326.55
	Total	<u>348.47</u>	<u>326.55</u>

There are no loans or advances in the nature of loans granted to promoters, Directors, KMPs and their related parties (as defined under Companies Act, 2013), either severally or jointly with any other person, that are:

- (a) repayable on demand; or
- (b) without specifying any terms or period of repayment

		(₹ in lakhs)	
		As at	As at
		31st March, 2024	31st March, 2023
7	Other Non-Current Financial Assets		
	<i>Unsecured, Considered good</i>		
(a)	Bank Deposits with more than 12 months maturity	82.36	87.28
(b)	Derivative Assets	-	185.43
(c)	Security Deposit		
	(a) With other than related parties	1,753.75	1,612.71
	(b) With related parties (Refer Note 41)	720.00	720.00
(d)	Financial lease Receivable	1,425.29	-
	Total	3,981.40	2,605.42
8	Other Non-Current assets		
	<i>Unsecured, Considered good</i>		
	To parties other than related parties :		
(a)	Capital Advances	5,325.94	1,632.96
(b)	Advance other than capital advances		
	Deposit with Government Authorities	958.38	947.50
	Total	6,284.32	2,580.46
The Group has not given any advances to directors of the Company either severally or jointly with any other persons or advances to firm or any other companies respectively in which any director is partner or a member.			
9	Inventories		
	(Valued at the lower of cost and net realisable value)		
(a)	Raw Material (including Goods in Transit ₹ 536.22 lakhs (Previous year ₹ 321.49 lakhs))	12,736.20	16,165.14
(b)	Work in Progress	5,514.63	5,556.75
(c)	Finished Goods	17,747.00	17,403.59
(d)	Stock in Trade (including Goods in Transit ₹ 507.05 lakhs (Previous year ₹ 877.61 lakhs))	18,081.32	21,419.34
(e)	Stores and Spares	4,918.77	4,393.02
(f)	Packing Material	589.53	667.13
	Total	59,587.45	65,604.97
1. During the year an amount of ₹ 657.80 lakhs (Previous year ₹ 874.36 lakhs) was charges to the Statement of Profit and loss on account of damage and Slow Moving Inventory.			
2. For inventories on hypothecation as security against borrowing (Refer note 24)			
10	Current Investments (Refer Note 43)		
	Valued at cost unless stated otherwise		
	Non Traded (Unquoted) - at cost		
(a)	Sri Lankan Government Treasury Investment	263.06	457.56
	Quoted		
(b)	Investment in Liquid Fund Growth Scheme (Valued at FVTPL		
	128,987.654 units (Previous year Nil) of Union Liquid Fund-Growth Scheme	3,003.35	-
	Total	3,266.41	457.56
	Aggregate value of non quoted investments	263.06	457.56
	Aggregate value of quoted investments	3,003.35	-

	As at 31st March, 2024	(₹ in lakhs) As at 31st March, 2023
11 Trade Receivables		
(a) Considered good - Secured	4,606.09	4,502.21
(b) Considered good - Unsecured	41,759.87	38,840.22
(c) With significant increase in credit risk	-	-
(d) Credit impaired	1,216.96	1,101.31
Less: Provision for Loss allowance	(1,216.96)	(1,101.31)
Total	46,365.96	43,342.43

- (i) For Trade receivable on hypothecation as security against borrowing (Refer note 24)
- (ii) Trade receivables (unsecured considered good) included ₹ 391.42 lakhs (Previous year ₹ 398.92 lakhs) due from Related parties (Refer note 41)
- (iii) Trade receivables are non-interest bearing and are generally on terms of 30 to 90 days.

Trade Receivables ageing :

As at 31st March, 2024

(₹ in lakhs)

Particulars	As at 31st March, 2024						
	Not Due	Less than 6 months	6 months to 1 Year	1 to 2 Years	2 to 3 Years	More than 3 Years	Total
Undisputed Trade Receivables - Considered Goods	17,788.93	23,013.27	4,358.38	1,024.12	90.06	98.52	46,373.28
Undisputed Trade Receivables - Which have significant increase in credit risk	-	-	-	-	-	-	-
Undisputed Trade Receivables - Credit Impaired	-	-	42.95	473.75	238.55	309.48	1,064.73
Disputed Trade Receivables - Considered Goods	-	-	-	-	-	-	-
Disputed Trade Receivables - Which have significant increase in credit risk	-	-	-	-	-	-	-
Disputed Trade Receivables - Credit Impaired	-	-	-	5.02	2.99	136.90	144.91
	17,788.93	23,013.27	4,401.33	1,502.89	331.60	544.90	47,582.92
Less : Allowance for Credit Loss	-	-	45.47	480.43	242.46	448.60	1,216.96
Total Trade Receivables	17,788.93	23,013.27	4,355.86	1,022.46	89.14	96.30	46,365.96

(₹ in lakhs)

Particulars	As at 31st March, 2023						
	Not Due	Less than 6 months	6 months to 1 Year	1 to 2 Years	2 to 3 Years	More than 3 Years	Total
Undisputed Trade Receivables - Considered Goods	17,708.64	21,873.92	2,699.98	905.16	155.18	38.21	43,381.09
Undisputed Trade Receivables - Which have significant increase in credit risk	-	-	-	-	-	-	-
Undisputed Trade Receivables - Credit Impaired	-	-	58.48	462.44	121.64	267.13	909.69
Disputed Trade Receivables - Considered Goods	-	-	-	-	-	16.10	16.10
Disputed Trade Receivables - Which have significant increase in credit risk	-	-	-	-	-	-	-
Disputed Trade Receivables - Credit Impaired	-	-	2.97	4.49	12.15	117.26	136.87
	17,708.64	21,873.92	2,761.43	1,372.09	288.97	438.70	44,443.74
Less : Allowance for Credit Loss	-	-	63.51	480.70	140.71	416.39	1,101.31
Total Trade Receivables	17,708.64	21,873.92	2,697.92	891.38	148.26	22.31	43,342.43

- (i) There are no unbilled receivables, hence the same is not disclosed in the ageing schedule.

	As at 31st March, 2024	As at 31st March, 2023
(₹ in lakhs)		
12 Cash and Cash Equivalents		
(a) Cash on Hand	133.22	85.75
(b) Cheques on Hand	3.08	2.96
(c) Balance with banks in Current Accounts	7,343.20	1,455.76
(d) Bank Deposits with original maturity of 3 months or less	714.26	451.21
Total	8,193.76	1,995.68
13 Bank Balances other than Cash and Cash Equivalents		
(a) Bank Deposits with original maturity of 3 - 12 months	208.27	243.33
(b) Earmarked Balance with Banks *	51.52	165.19
Total	259.79	408.52
* The above includes unclaimed dividend of ₹ 51.52 lakhs (previous year ₹ 55.19 lakhs) and amount transferred to CSR project expenditure account for ongoing projects ₹ Nil lakhs (previous year ₹ 110.00 lakhs)		
14 Other Current Financial Assets		
(a) <i>Unsecured, Considered good</i>		
To parties other than related parties :		
Security Deposit	556.00	819.29
(b) With significant increase in Credit Risk		
(c) Credit impaired		
Security Deposits Considered Doubtful	52.05	52.05
Less: Provision for Loss Allowance	(52.05)	(52.05)
(d) Interest Receivable	56.67	19.24
(e) Financial Lease Receivable	666.16	-
(f) Discount Receivable	1,337.75	689.99
(g) Other Receivable	3.42	28.95
Total	2,620.00	1,557.47
15 Other Current Assets		
To parties other than related parties		
(a) Advances to Vendors	2,225.85	2,019.66
(b) Advances for Expenses	54.11	160.35
(c) Balance with authorities	2,480.46	1,679.78
(d) Prepaid Expenses	729.15	593.42
(e) Employee Loans	-	22.13
(f) Deposit	52.68	39.51
(g) Prepaid Gratuity (Refer Note 45)	46.46	179.19
(h) Other Receivable	137.05	228.80
Total	5,725.76	4,922.84
16 Share Capital		
Authorised		
27,000,000 (Previous year - 27,000,000) Equity Shares of ₹ 10 each	2,700.00	2,700.00
3,000,000 (Previous year - 3,000,000) Preference Shares of ₹ 10 each	300.00	300.00
Total	3,000.00	3,000.00
Issued, Subscribed and Fully Paid up		
14,922,525 Equity Shares of ₹ 10 each (Previous year - 14,922,525 Equity Shares of ₹ 10 each)	1,492.25	1,492.25
Total	1,492.25	1,492.25

a) Rights, preferences and restrictions attached to Equity Shares:

The Company has only one class of equity shares having a par value of ₹ 10 per share. Each shareholder is eligible for one vote per share held. The dividend proposed by the Board of Directors is subject to the approval of the shareholders in the ensuing Annual General Meeting, except in case of interim dividend. In the event of liquidation, the equity shareholders are eligible to receive the remaining assets of the Company after distribution of all preferential amounts, in proportion to their shareholding.

b) Details of equity shares held by shareholders holding more than 5% of the aggregate equity shares in the Company:

Name of the Shareholder	As at 31 st March, 2024		As at 31 st March, 2023	
	No. of shares held	% of Holding	No. of shares held	% of Holding
Hiten V. Parekh	18,01,738	12.07%	18,01,738	12.07%
Manish V. Parekh	15,16,043	10.16%	15,16,043	10.16%
Nayan S. Parekh	22,02,344	14.75%	22,02,344	14.75%
Nilkamal Builders Private Limited	14,64,000	9.81%	14,64,000	9.81%
Heirloom Finance Private Limited	9,12,000	6.11%	9,12,000	6.11%

c) Reconciliation of number of equity shares outstanding as at the beginning and closing of the year:

Particulars	2023-24		2022-23	
	Numbers	₹ (in Lakhs)	Numbers	₹ (in Lakhs)
Shares outstanding at the beginning of the year	1,49,22,525	1,492.25	1,49,22,525	1,492.25
Shares issued during the year	-	-	-	-
Shares bought back during the year	-	-	-	-
Shares outstanding at the end of the year	1,49,22,525	1,492.25	1,49,22,525	1,492.25

d) Details of Shares held by Promoters :

Name of the Promoter	No. of Shares as at 31 st March, 2023	Changes during the year	No. of Shares as at 31 st March, 2024	% of total Shares of the Company as at 31 st March, 2024	% change in shareholding during the year
Hiten V. Parekh	18,01,738	-	18,01,738	12.07	-
Nayan S. Parekh	22,02,344	-	22,02,344	14.76	-
Manish V. Parekh	15,16,043	-	15,16,043	10.16	-
Nilkamal Builders Private Limited	14,64,000	-	14,64,000	9.81	-
Heirloom Finance Private Limited	9,12,000	-	9,12,000	6.11	-
Purvi N. Parekh	4,35,124	-	4,35,124	2.92	-
Manju M. Parekh	3,92,796	-	3,92,796	2.63	-
Mihir H. Parekh	2,31,900	-	2,31,900	1.55	-
Eashan M. Parekh	1,31,900	-	1,31,900	0.88	-
Dhanay Nayan Parekh	1,31,900	-	1,31,900	0.88	-
Vamanrai V. Parekh	1,32,900	-	1,32,900	0.89	-
Sharad V. Parekh	1,20,800	-	1,20,800	0.81	-
Smriti H. Parekh	7,101	-	7,101	0.05	-
Priyanka H. Parekh	50,000	-	50,000	0.34	-
Natasha Manish Parekh	50,000	-	50,000	0.34	-
Dhaniti Nayan Parekh	50,000	-	50,000	0.34	-
Shrimant Holdings Pvt. Ltd.	500	-	500	-	-

		(₹ in lakhs)	
		As at	As at
		31st March, 2024	31st March, 2023
17	Other Equity		
	a. Retained Earnings		
	At the Commencement of the year	89,362.66	78,182.14
	Add: Profit for the year	12,224.91	13,394.86
	Add : Remeasurements gains/(losses) of defined benefit asset	57.23	24.04
	Add : Other Comprehensive Income of Joint Venture	(1.30)	-
	Less: Appropriations		
	Final Dividend 31st March, 2023 ₹ 20 per share (31st March 2022 ₹ 15 per share)	2,984.51	2,238.38
		98,658.99	89,362.66
	b. Securities Premium		
	At the Commencement and at the end of the year	6,448.96	6,448.96
		6,448.96	6,448.96
	c. General Reserve		
	At the Commencement of the year	35,032.04	35,032.04
	Add: Transferred from Retain earnings	-	-
	At the end of the year	35,032.04	35,032.04
	d. Foreign Currency Translation Reserve		
	At the Commencement of the year	(1,284.11)	(1,323.07)
	Add/(Less): Exchange Difference during the year	277.14	38.96
	At the end of the year	(1,006.97)	(1,284.11)
	e. Share of Joint Venture		
	At the Commencement and at the end of the year	365.95	365.95
		365.95	365.95
	f. Cash Flow Hedge Reserve		
	At the commencement of the year	3.79	(46.98)
	Add : Net gain/(loss) recognised on Cash Flow Hedge (Refer Note 40)	(6.10)	50.77
	At the end of the year	(2.31)	3.79
	Total Other Equity	1,39,496.66	1,29,929.29

Nature and purpose of reserves**1) Retained earnings**

Retained earnings are the profits that the Company has earned till date, less any transfers to general reserve, dividends or other distributions paid to Shareholders. This includes remeasurement of defined benefit plans (net of taxes) arising due to actuarial valuation of gratuity, that will not be routed through Statement of profit and loss subsequently.

2) Securities premium

Securities premium is used to record the premium on issue of shares. The reserve can be utilised only for limited purposes in accordance with the provisions of the Companies Act, 2013.

3) General reserve

General reserve is used to transfer profits from retained earnings for appropriation purposes. The amount is to be utilised in accordance with the provision of the Companies Act, 2013

4) Cash flow hedge reserve

For hedging interest rate risk, the Group uses interest rate swaps which is also designated as cash flow hedges. To the extent these hedges are effective; the change in fair value of the hedging instrument is recognised in the cash flow hedging reserve. Amount recognised in the cash flow hedging reserve is reclassified to profit or loss when the hedged item affects profit or loss.

5) Remeasurements of the net defined benefit Plans

Remeasurements of the net defined benefit Plans comprises actuarial gains and losses and return on plan assets (excluding interest income).

18 Dividend Distribution and Proposed Dividend:

	(₹ in lakhs)	
	For the year ended 31st March, 2024	For the year ended 31st March, 2023
Dividends on equity shares declared and paid:		
Final Dividend for the year ended 31st March, 2023 ₹ 20 per share (31st March 2022 ₹ 15 per share)	2984.51	2238.38
Proposed dividends on equity shares:		
Proposed Dividend for the year ended 31st March, 2024 ₹ 20 per share (31st March 2023 ₹ 20 per share)	2984.51	2984.51

19 Non-Current Financial Liabilities - Borrowings**Secured Loan****Term Loan from banks**

	(₹ in lakhs)	
	As at 31st March, 2024	As at 31st March, 2023
(i) Rupee Loans	7,783.11	6,186.71
(ii) Non Convertible Debenture	4,872.10	9,846.16

Total	12,655.21	16,032.87
--------------	------------------	-----------

* Current maturities of Long Term Borrowings disclosed under borrowings in Current financial Liabilities (Refer note 24) *** 7991.16** * 1910.99

Rupee Term loans:

Rupee term loans of ₹ 10,783.11 Lakhs (Previous year ₹ 6,874.21 Lakhs) from the Banks are secured on hypothecation of Company's moveable properties. These loans are repayable in equal quarterly installment, last installment will be due in March 2028 as per repayment schedules, having interest rate from 8.25% p.a. to 9.00% p.a. Current maturity of Rupee term loan due within 12 months of ₹ 3,000 Lakhs (Previous year ₹ 687.50 Lakhs)

Non Convertible Debentures:

Non Convertible Debentures of ₹ 9,900 Lakhs (gross of charges) (Previous year ₹ 9,900 Lakhs) from the Bank are secured on first pari passu basis by way of equitable mortgage created on Company's moveable properties Plant and Machinery, Furniture and Fixtures. These debentures are repayable in two bullet payments ₹ 5,000 lakhs (gross of charges) due on 8th March, 2025 & ₹ 4,900 lakhs due 8th March, 2027, having interest rate of 6.8% and 7.4% respectively.

20 Non-Current financial Liabilities - Lease Liabilities

Lease liabilities (Refer Note 3 (i) (b))	13,817.39	13,490.38
Total	13,817.39	13,490.38

21 Other Non-current Financial Liabilities

Security Deposit Received	6,952.36	7,226.13
Total	6,952.36	7,226.13

22 Non-current Provisions**Provision For Employee Benefits (Refer Note 45)**

(a) Gratuity	148.43	107.19
(b) Compensated Absences	576.43	508.51
Total	724.86	615.70

(₹ in lakhs)

As at
31st March, 2024 As at
31st March, 2023

23 Deferred Tax Liabilities (Net)

Major components of deferred tax assets and liabilities on account of timing differences are:

Deferred Tax Liabilities :

Depreciation	5,770.89	6,132.91
Allowances under Income Tax Act, 1961	212.00	212.00
	5,982.89	6,344.91

Deferred Tax Assets:

Disallowances under Income Tax Act, 1961	4,396.31	4,810.24
	4,396.31	4,810.24

Deferred Tax Liabilities (Net)

	1,586.58	1,534.67
--	-----------------	-----------------

Movement in Deferred Tax balances

As at 31st March 2024

(₹ in lakhs)

	Net balance 1st April, 2023	Recognised in profit or loss	Recognised in OCI	Charge in respect of earlier years	Net	Deferred tax asset	Deferred tax liability
Deferred tax asset / (liabilities)							
Property, plant and equipment	(6,132.91)	362.02	-	-	(5,770.89)	-	(5,770.89)
Employee benefits	284.23	96.13	(19.24)	-	361.12	361.12	-
Provision for Doubtful Debts / Advances	263.40	41.04	-	-	304.44	304.44	-
Other provisions	4,050.61	(229.47)	2.05	-	3,518.75	3,730.75	212.00
Tax assets (Liabilities)	(1,534.67)	(34.72)	(17.19)	-	(1,586.58)	4,396.31	(5,982.89)
Set off tax	-	-	-	-	-	-	-
Net Tax assets / (liabilities)	(1,534.67)	(34.72)	(17.19)	-	(1,586.58)	4,396.31	(5,982.89)

As at 31st March 2023

(₹ in lakhs)

	Net balance 1st April, 2022	Recognised in profit or loss	Recognised in OCI	Charge in respect of earlier years	Net	Deferred tax asset	Deferred tax liability
Deferred tax asset / (liabilities)							
Property, plant and equipment	(6,278.38)	145.47	-	-	(6,132.91)	-	(6,132.91)
Employee benefits	288.57	43.40	(8.09)	-	284.23	284.23	-
Provision for Doubtful Debts / Advances	241.66	21.74	-	-	263.40	263.40	-
Other provisions	4,526.01	(463.54)	(11.80)	-	4,050.61	4,050.61	-
Tax assets (Liabilities)	(1,222.14)	(252.93)	(19.89)	-	(1,534.67)	4,598.24	(6,132.91)
Set off tax	-	-	-	-	-	-	-
Net tax assets / (liabilities)	(1,222.14)	(252.93)	(19.89)	-	(1,534.67)	4,598.24	(6,132.91)

(1) The Company offsets tax assets and liabilities if and only if it has a legally enforceable right to set off current tax assets and current tax liabilities and the deferred tax assets and deferred tax liabilities relate to income taxes levied by the same tax authority.

(2) Management judgment is required in determining provision for income tax, deferred income tax assets and liabilities and recoverability of deferred income tax assets. The recoverability of deferred income tax assets is based on estimates of taxable income in which the relevant entity operates and the period over which deferred income tax assets will be recovered.

		(₹ in lakhs)	
		As at	As at
		<u>31st March, 2024</u>	<u>31st March, 2023</u>
24	Current Financial Liabilities - Borrowings		
	Secured Loans		
	Working Capital Loan from Banks		
	Rupee Loans	4,097.50	926.09
	Current maturities of Long-Term borrowings (Refer Note 19)		
	Rupee Loans	3,000.00	687.50
	Foreign Currency Loan	-	1,223.49
	Non Convertible Debentures	4,991.16	-
	Total	<u><u>12,088.66</u></u>	<u><u>2,837.08</u></u>

Working Capital loans:

Working capital facilities of ₹ 4,097.50 Lakhs (Previous year ₹ 926.09 Lakhs) from Banks are secured on first pari passu basis by way of hypothecation of current assets (inventories and trade receivables) of the Company, second pari passu charge by way of equitable mortgage on the Company's immoveable property. Working Capital Loans repayable on Demand having Interest Rate from 7.26 % to 9.80 % p.a. (Previous Year 6.21% p.a. to 8.89% p.a).

Foreign Currency Term loans:

Foreign currency term loans of ₹ Nil (Previous year ₹ 1,223.49 Lakhs) from the Banks are secured on first pari passu basis by way of equitable mortgage created on Company's all moveable properties. These loans are repayable in equal quarterly installment, last installments was due in February 2024 as per repayment schedules, having interest rate from 3 months LIBOR +1.05% to 1.38% p.a. which are reset periodically.

25 Current Financial Liabilities -Lease Liabilities

Lease liabilities (Refer Note 3 (i) (b))	2,034.49	2,751.24
Total	<u><u>2,034.49</u></u>	<u><u>2,751.24</u></u>

26 Trade Payables

(a) Total Outstanding dues of micro enterprises and small enterprises	-	13.85
(b) Total Outstanding dues of creditors other than micro enterprises and small enterprises	21,523.72	22,539.10
Total	<u><u>21,523.72</u></u>	<u><u>22,552.95</u></u>

Trade Payables includes ₹ 125.36 lakhs (previous Year ₹ 50.11 lakhs) due from related parties (Refer note 41)

Trade Payables ageing :

(₹ in lakhs)

Particulars	As at 31st March, 2024						Total
	Unbilled	Not Due	Less than 1 year	1 to 2 Years	2 to 3 Years	More than 3 Years	
Outstanding dues to MSME							
Others	4,644.67	10,156.47	5,332.54	686.56	301.94	401.54	21,523.72
Disputed dues MSME	-	-	-	-	-	-	-
Disputed dues Others	-	-	-	-	-	-	-
Total Trade Payables	<u><u>4,644.67</u></u>	<u><u>10,156.47</u></u>	<u><u>5,332.54</u></u>	<u><u>686.56</u></u>	<u><u>301.94</u></u>	<u><u>401.54</u></u>	<u><u>21,523.72</u></u>

(₹ in lakhs)

Particulars	As at 31st March, 2023						Total
	Unbilled	Not Due	Less than 1 year	1 to 2 Years	2 to 3 Years	More than 3 Years	
Outstanding dues to MSME	-	10.34	3.51	-	-	-	13.85
Others	3,009.52	12,822.19	6,031.38	174.95	193.80	307.26	22,539.10
Disputed dues MSME	-	-	-	-	-	-	-
Disputed dues Others	-	-	-	-	-	-	-
Total Trade Payables	3,009.52	12,832.53	6,034.89	174.95	193.80	307.26	22,552.95

(i) Terms and Conditions of Trade Payables :

- Trade payables are non interest bearing and normally settled in 30-60 days terms.
- For terms and conditions with Related parties refer to note 41.

(ii) Under the Micro, Small and Medium Enterprises Development Act, 2006, (MSMED) which came into force from 2nd October 2006, as amended on 1st June, 2020, certain disclosures are required to be made relating to Micro, Small and Medium enterprises. On the basis of the information and records available with the management, there are no outstanding dues as at 31st March, 2024 to the Micro and Small enterprises as defined in the Micro, Small and Medium Enterprises Development Act, 2006, except as stated below.

(₹ in lakhs)

Particulars	31st March, 2024	31st March, 2023
Principal amount remaining unpaid to any supplier as at the year end	-	13.85
Interest due thereon	-	-
Amount of interest paid by the Company in terms of section 16 of the MSMED, along with the amount of the payment made to the supplier beyond the appointed day during the accounting year	-	-
Amount of interest due and payable for the period of delay in making payment (which have been paid but beyond the appointed day during the period) but without adding the interest specified under the MSMED	-	-
Amount of interest accrued and remaining unpaid at the end of the accounting year	-	-

(₹ in lakhs)

	As at 31st March, 2024	As at 31st March, 2023
27 Other Current Financial Liabilities		
(a) Book overdraft	15.97	16.39
(b) Interest accrued but not due on borrowings	88.04	60.13
(c) Unclaimed Dividends (Refer note 13)	51.52	55.19
(d) Payable for purchase of Property, Plant and Equipments	528.77	707.85
(e) Employee Benefits Payable	1,403.57	1,556.65
(f) Unspent CSR Expenses	-	110.00
(g) Derivative Liability	1.29	-
Total	2,089.16	2,506.21

There are no amounts due for payment to the Investor Education and Protection Fund under Section 125 O of the Companies Act, 2013 as at 31st March 2024 (Previous year ₹ Nil)

28 Other Current Liabilities		
(a) Advance from Customers	3,705.41	3,309.71
(b) Statutory Dues :		
(i) Sales Tax / Goods and Service Tax	1,048.18	1,293.30
(ii) Tax Deducted at Source	540.25	433.97
(iii) Employee Related Dues	162.27	158.53
(c) Other Payables	55.93	24.38
Total	5,512.04	5,219.89

		(₹ in lakhs)
	As at	As at
	31st March, 2024	31st March, 2023
29 Current Provisions		
(a) Provision For Employee Benefits (Refer note 45)		
(i) Compensated Absences	501.36	453.21
(b) Others Provisions		
(i) Provision For Product Warranties	656.86	664.17
(ii) Provision for Others	151.66	106.48
Total	1,309.88	1,223.86

Particulars	31st March, 2024		31st March, 2023	
	Warranty Provision	Other Provision	Warranty Provision	Other Provision
Opening Balance	664.17	106.48	638.91	116.48
Additions	465.57	45.18	596.80	-
Utilisations / Reversals	472.88	-	571.54	10.00
Closing Balance	656.86	151.66	664.17	106.48

- a) Provision is estimated for expected warranty claim in respect of products sold during the year based on past experience regarding defective claim of products and cost of rectification or replacement. It is expected that most of this cost will be incurred over next 12 months which is as per warranty terms.
- b) Other provisions are provisions in respect of probable claims, the outflow of which would depend on the cessation of the respective events.

		(₹ in lakhs)
	For the year ended	For the year ended
	31st March, 2024	31st March, 2023
30 Revenue from Operations		
(a) Sale of Products		
(i) Domestic	3,08,336.56	3,01,188.54
(ii) Export	5,544.14	6,749.19
	3,13,880.70	3,07,937.73
(b) Sale of Services	1,752.47	1,978.73
(c) Other Operating Revenue		
(i) Sale of Scrap	1,137.67	1,332.88
(ii) Technical and Management Fees	593.23	476.57
(iii) Erection charges	1,556.91	991.87
(iv) Others	711.70	369.91
Revenue from Operations	3,19,632.68	3,13,087.69

A. Revenue Streams

The Group generates revenue primarily from the sale of Plastic articles and Life style furniture, Furnishings and Accessories to its customers. Other sources of revenue include Sale of services and Technical management fees as stated above.

B. Disaggregation of revenue from contracts with customers

In the following table, revenue from contracts with customers is disaggregated by primary geographical market, major products and service lines and timing of revenue recognition.

	Category					
	Plastics		Life style Furniture, Furnishings and Accessories		Total	
	For the Year ended 31st March 2024	For the Year ended 31st March 2023	For the Year ended 31st March 2024	For the Year ended 31st March 2023	For the Year ended 31st March 2024	For the Year ended 31st March 2023
Primary geographical markets						
Gross Domestic Revenue	2,95,339.13	2,85,946.92	19,275.39	22,732.13	3,14,614.52	3,08,679.05
Less: Inter segment revenue	525.99	2,340.55	-	-	525.99	2,340.55
Net Domestic Revenue	2,94,813.14	2,83,606.37	19,275.39	22,732.13	3,14,088.53	3,06,338.50
Export Revenue	5,544.15	6,749.19	-	-	5,544.15	6,749.19
Revenue from Operations	3,00,357.29	2,90,355.56	19,275.39	22,732.13	3,19,632.68	3,13,087.69
Revenue types						
Sale of products	2,94,674.38	2,85,367.20	19,206.32	22,570.53	3,13,880.70	3,07,937.73
Sale of Services	1,701.64	1,824.00	50.83	154.73	1,752.47	1,978.73
Sale of Scrap	1,119.43	1,320.24	18.24	12.64	1,137.67	1,332.88
Technical and Management Fees	593.23	476.57	-	-	593.23	476.57
Erection Charges	1,556.91	991.87	-	-	1,556.91	991.87
Others	711.70	375.68	-	(5.77)	711.70	369.91
	3,00,357.29	2,90,355.56	19,275.39	22,732.13	3,19,632.68	3,13,087.69
Timing of revenue recognition						
Products Transferred	2,965,05.51	2,870,63.12	19,244.76	22,577.40	3,15,730.07	3,09,640.52
Services transferred over time	3,851.78	3,292.14	50.83	154.73	3,902.61	3,447.17
Revenue from contracts with Customers	3,00,357.29	2,90,355.56	19,275.39	22,732.13	3,19,632.68	3,13,087.69
External revenue as reported	3,00,357.29	2,90,355.56	19,275.39	22,732.13	3,19,632.68	3,13,087.69

C. Reconciliation of Revenue from operation with Contract price

(₹ in lakhs)

	For the year ended 31st March, 2024	For the year ended 31st March, 2023
Contract Price	3,41,597.10	3,35,470.07
Less: Sales Returns	3,940.94	4,021.29
Schemes and Discounts	18,023.48	18,361.09
Total Revenue from Operation	3,19,632.68	3,13,087.69

D. Contract balances

The following table provides information about receivables from contracts with customers

(₹ in lakhs)

	Note	As at 31st March, 2024	As at 31st March, 2023
Advance from Customer, which are included in 'other current liabilities'	28	3,705.41	3,309.71
Receivables, which are included in 'trade receivables'	11	46,365.96	43,342.43

	(₹ in lakhs)	
	For the year ended 31st March, 2024	For the year ended 31st March, 2023
31 Other Income		
(a) Interest Income	582.93	509.41
(b) Other Non-operating Income		
(i) Gain on Sales of Investments	23.69	0.82
(ii) Gain on Cancellation/Modification of Lease	153.86	209.08
(iii) Profit on Property, Plant and Equipments sold/discarded (net)	471.20	225.01
(iv) Others	97.74	157.99
Total	1,329.42	1,102.31
32 Changes in Inventories of Finished Goods, Work-in-Progress and Traded Goods		
Opening Stock		
Work-in-Progress	5,556.75	5,641.59
Finished Goods	17,403.59	17,780.30
Stock in Trade	21,419.34	18,340.30
	44,379.68	41,762.19
Closing Stock		
Work-in-Progress	5,514.63	5,556.75
Finished Goods	17,747.00	17,403.59
Stock in Trade	18,081.32	21,419.34
	41,342.95	44,379.68
Total	3,036.73	(2,617.49)
33 Employee Benefits Expense		
(a) Salary, Wages and Bonus	22,181.43	19,797.71
(b) Contribution to Provident and Other funds (Refer note 45)	1,100.83	1,037.85
(c) Workmen and Staff Welfare Expenses	1,660.11	1,328.41
Total	24,942.37	22,163.97
34 Finance Costs		
(a) Interest on Financial Liabilities	1,499.21	1,405.42
(b) Interest on non convertible debentures	719.64	718.54
(c) Interest Expense on Lease Liabilities	1,347.72	1,444.86
(d) Other Borrowing Costs	128.26	89.63
Total	3,694.83	3,658.45
35 Depreciation and Amortisation Expense (Refer note 3)		
(a) Depreciation on Property, plant and equipments	11,469.47	11,261.69
(b) Amortisation of Intangible Assets	71.55	76.82
Total	11,541.02	11,338.51

	(₹ in lakhs)	
	For the year ended 31st March, 2024	For the year ended 31st March, 2023
36 Other Expenses		
(a) Stores, Spare Parts Consumed	3,732.63	3,980.80
(b) Power and Fuel	7,081.39	6,354.00
(c) Repairs:		
(i) Building	311.36	170.76
(ii) Machinery	317.16	225.22
(iii) Others	1,695.16	1,483.58
(d) Erection Charges	2,669.82	1,726.96
(e) Labour Charges	20,187.45	17,088.97
(f) Rent	2,561.99	1,584.33
(g) Rates and Taxes	480.52	490.93
(h) Insurance	788.91	711.08
(i) Postage and Telephone Expenses	1,050.67	898.82
(j) Packing Material Consumed	1,730.91	2,145.13
(k) Travelling and Conveyance	2,283.27	2,116.36
(l) Commission	3,223.97	2,928.22
(m) Advertisements and Sales Promotion	5,104.35	4,599.06
(n) Computer Expenses	1,870.23	1,579.44
(o) Transportation and Forwarding Charges	20,043.82	18,167.69
(p) Security and Guards	890.51	744.93
(q) House Keeping Expenses	235.70	203.37
(r) Legal and Professional Fees	2,216.42	1,606.87
(s) Vehicle Expenses	897.17	829.19
(t) Printing and Stationary	225.37	172.44
(u) Board Meeting Fees	51.45	48.95
(v) Bad Debts written off/(back)	26.81	72.13
(w) Provision for Doubtful Debts and Advances	112.91	136.51
(x) Corporate Social Responsibility Expenses	265.98	500.40
(y) Bank Charges	314.69	329.13
(z) Miscellaneous Expenses	633.11	750.40
Total	81,003.73	71,645.67

Details of Corporate Social Responsibility Expenses:

As required by Section 135 of Companies Act, 2013 and rules therein, a corporate social responsibility committee has been formed by the Company. The Company has spent the following amount during the year towards corporate social responsibility (CSR) for activities listed under schedule VII of the Companies Act, 2013

	2023-24	2022-23
i) Amount required to be spent by the company during the year.	265.31	277.55
ii) Amount of expenditure incurred	265.98	278.40
iii) Shortfall at the end of the year	-	-
iv) Total of previous years' shortfall	-	-
v) Reason for above shortfalls	NA	NA
vi) Nature of CSR activities	Contribution towards infrastructure of educational and medical Activities	Contribution towards infrastructure of educational and medical Activities
vii) Details of related party transactions, e.g., contribution to a trust controlled by the company in relation to CSR expenditure as per Ind AS 24, Related Party Disclosures.	-	25.00
viii) Where a provision is made with respect to a liability incurred by entering into contractual obligation, the movements in the provision during the year.	-	110.00

37 Tax expense

	(₹ in lakhs)	
	Year ended 31st March, 2024	Year ended 31st March, 2023
(a) Amounts recognised in profit and loss in Statement of Profit and Loss		
Current income tax	3,788.56	4,046.16
Adjustment in respect of current income tax of previous year	(0.50)	(38.35)
Deferred income tax liability / (asset), net		
Origination and reversal of temporary differences	34.89	292.58
Deferred tax charge / (credit)	34.89	292.58
Tax expense for the year	3,822.95	4,300.39

(b) Amounts recognised in other comprehensive income

(₹ in lakhs)

Particulars	Year ended 31 March 2024			Year ended 31 March 2023		
	Before tax	Tax (expense) benefit	Net of tax	Before tax	Tax (expense) benefit	Net of tax
Items that will not be reclassified to profit or loss						
Remeasurements of defined benefit liability (asset)	76.47	(19.24)	57.23	32.13	(8.09)	24.04
Items that will be reclassified to profit or loss			-			-
Effective portion of Gain/(Loss) on hedging instrument in a cash flow hedge	(8.15)	2.05	(6.10)	62.57	(11.80)	50.77
Exchange Differences in translation of foreign subsidiaries	272.01	-	272.01	37.31	-	37.31
Share of Comprehensive Income Jointly Controlled entity	(1.30)	-	(1.30)	-	-	-
	339.03	(17.19)	321.84	132.01	(19.89)	112.12

(c) Reconciliation of effective tax rate

(₹ in lakhs)

	Year ended 31st March, 2024	Year ended 31st March, 2023
Profit before tax	15,136.85	16,926.80
Tax using the Company's domestic tax rate	25.17%	25.17%
Computed tax expenses	3,809.64	4,260.14
Tax effect of:		
Tax impact of income not subject to tax	(547.05)	(214.35)
Tax effects of amounts which are not deductible for taxable income	427.69	145.44
Adjustment for current tax of prior period	(0.50)	(6.23)
Effect of different tax rate	(20.19)	(56.55)
Others	153.86	171.94
Income Tax expense reported in Statement of Profit and Loss	3,822.95	4,300.39
Effective Income Tax rate	25.26%	25.41%

The applicable Indian corporate statutory rate for the year ended 31 March 2024 and 31 March 2023 is 25.168% and 25.168% respectively.

38 Additional Regulatory Information**A) Other Statutory Information**

- i) The Group does not have any Benami property, where any proceeding has been initiated or pending against the Group for holding any Benami property
- ii) The Group has not advanced or loaned or invested funds to any other person(s) or entity(is), including foreign entities (Intermediaries) with the understanding that the Intermediary shall: (a) directly or indirectly lender invest in other persons or entities identified in any manner whatsoever by or on behalf of the Group (Ultimate Beneficiaries) or (b) provide any guarantee, security or the like to or on behalf of the Ultimate Beneficiaries.

The Group has not received any fund from any person(s) or entity(is), including foreign entities (Funding Party) with the understanding (whether recorded in writing or otherwise) that the Group shall: (a) directly or indirectly lend or invest in other persons or entities identified in any manner whatsoever by or on behalf of the Funding Party (Ultimate Beneficiaries) or (b) provide any guarantee, security or the like on behalf of the Ultimate Beneficiaries.

- iii) The Group does not have any charges or satisfaction which is yet to be registered with ROC beyond the statutory period.
- iv) The Group has not traded or invested in Crypto currency or Virtual Currency during the financial year.
- v) The Group does not have any transaction which is not recorded in the books of accounts that has been surrendered or disclosed as income during the year in the tax assessments under the Income Tax Act, 1961 (such as, search or survey or any other relevant provisions of the Income Tax Act, 1961.
- vi) The Group is not declared as willful defaulter by any bank or financial institution (as defined under the Companies Act, 2013) or consortium thereof or other lender in accordance with the guidelines on willful defaulters issued by the Reserve Bank of India.
- vii) The Group has complied with the number of layers for its holding in downstream companies prescribed under clause (87) of section 2 of the Companies Act, 2013 read with the Companies (Restriction on number of Layers) Rules, 2017
- viii) The Group has not revalued any of its Property, Plant and Equipment (including Right-of-Use Assets) during the year.

ix) Relationship with Struck off Companies

Name Of the Struck off companies	Nature of Transactions	Transactions during The year ended 31st March 2024	Balance outstanding at the end of the year as at March 31, 2024	Relationship with the Struck off company, if any, to be disclosed
Aviraj Flowers Pvt. Ltd	Sale	2.85	-	Customer
K G Overseas Pvt. Ltd.	Sale	2.59	-	Customer
Kilburn Power Gear Limited	Purchase	0.44	-	Vendor

Name Of the Struck off companies	Nature of Transactions	Transactions during The year ended 31st March 2023	Balance outstanding at the end of the year as at March 31, 2023	Relationship with the Struck off company, if any, to be disclosed
Event plus management pvt ltd	Sales	0.31	-	Customer
Toshansh Global Pvt Ltd	Sales	0.76	-	Customer
Matrix plus pvt.ltd.	Sales	1.57	-	Customer

39. Contingent Liabilities and commitments to the extent not provided for in respect of:**a) Contingent liabilities :-****1) Claims against the Company not acknowledged as debits:**

Sr.no	Particulars	31 st March, 2024	31st March, 2023
i)	Excise and Service Tax matters	306.82	320.78
ii)	Sales Tax matters *	103.45	92.37
iii)	Custom duty	609.76	-
iv)	Stamp duty on import	-	26.08
v)	On account of Cross Subsidy Surcharge on electricity	9.38	9.38

Note: The Excise and Service Tax and Sales Tax demands are being contested by the Company at various levels. The Company has been legally advised that it has a good case and the demands by the authorities are not tenable. Future cash flows in respect of these are determinable only on receipt of judgements / decisions pending with various forums/ authorities.

b) Commitments

Estimated amount of contracts remaining to be executed on capital account and not provided for (net of advances) ₹ 12,326.07 lakhs (Previous year ₹ 4,562.17 lakhs).

40. Derivative Instruments outstanding at the Balance Sheet date:**(a) Forward Contracts against imports:**

Forward contracts to buy USD 16.62 lakhs and EURO 41.35 lakhs (Previous Year USD 31.50 lakhs and EURO 5.74 lakhs) amounting to ₹ 5,119.98 lakhs (Previous Year ₹ 3,108.99 lakhs).

(b) USD Floating rate/INR Floating rate cross-currency interest rate swap (CCIRS):

Outstanding USD/INR Floating rate cross-currency interest rate swap USD Nil lakhs (Previous year USD 14.89 lakhs) amounting to ₹ Nil lakhs (Previous Year ₹ 1,223.49 lakhs).

41. Related Party Disclosures:

Names of related parties and description of relationship

I	Subsidiaries where control exists	Nilkamal Eswaran Plastics Private Limited Nilkamal Eswaran Marketing Private Limited Nilkamal Crates and Bins, FZE. Nilkamal Foundation (a Section 8 Company)
II	Joint Ventures	Cambro Nilkamal Private Limited
III	Key Management Personnel	Mr. Vamanrai V. Parekh, Chairman Emeritus Mr. Sharad V. Parekh, Chairman Mr. Hiten V. Parekh, Managing Director Mr. Manish V. Parekh, Joint Managing Director Mr. Nayan S. Parekh, Executive Director Mr. Mihir H. Parekh, Non Executive Director (Ceased to be non-executive director from 1 st November, 2023) Independent Directors: Mr. K. R. Ramamoorthy Mr. Mahendra V. Doshi Mr. Mufazzal S. Federal Mr. S. K. Palekar Ms. Hiroo Mirchandani (ceased to be independent director from 28 th June, 2023) Mr. Krishnamurthi Venkataraman Mrs. Kavita Shah
IV	Relatives of Key Management Personnel	Mr. Mihir H. Parekh Mr. Eashan M. Parekh Ms. Natasha M. Parekh Mr. Dhanay N. Parekh
V	Enterprise owned or significantly influenced by key Management Personnel or their relatives, where transactions have taken place	Nilkamal Crates & Containers M. Tech Industries Raga Plast Private Limited

41. Related Party Disclosures (Continued)

(₹ in lakhs)

	2023 - 24				2022 - 23					
	Joint Venture	Key Management Personnel	Relatives of Key Management Personnel	Enterprises owned or significantly influenced by key management personnel or their relatives	Total	Joint Venture	Key Management Personnel	Relatives of Key Management Personnel	Enterprises owned or significantly influenced by key management personnel or their relatives	Total
Sales of Finished Goods / Others	2,525.97	-	-	415.62	2,941.59	2,717.16	-	-	530.82	3,247.98
Purchases of raw materials, intermediaries and finished goods	130.31	-	-	2,396.68	2,526.99	139.43	-	-	2,557.33	2,696.76
Paid for services and labour charges	-	-	-	237.74	237.74	-	-	-	181.63	181.63
Received for services and labour charges	-	-	-	-	-	-	-	-	-	-
Technical and Management Fees received	722.82	-	-	-	722.82	578.89	-	-	-	578.89
Dividend received	-	-	-	-	-	210.00	-	-	-	210.00
Purchase of fixed assets	-	-	-	-	-	-	-	-	-	-
Rent paid	-	-	-	-	-	-	-	-	-	-
Remuneration to Directors	-	1,194.83	-	-	1,194.83	-	1,189.27	-	325.01	325.01
Salary Paid	-	-	58.54	-	58.84	-	-	26.48	-	26.48
Board and Audit Committee sitting fees	-	51.45	-	-	51.45	-	46.95	-	-	46.95
Reimbursement of Expenses	91.56	-	-	-	91.56	16.96	-	-	-	16.96
Rent Received	14.26	-	-	-	14.26	12.49	-	-	-	12.49
Balances Outstanding at the year end:										
Deposits Receivable	-	-	-	720.00	720.00	-	-	-	720.00	720.00
Trade Receivables	352.38	-	-	39.04	391.42	388.96	-	-	9.96	398.92
Other Receivables	3.41	-	-	-	3.41	0.64	-	-	-	0.64
Other Payables	44.28	-	-	80.08	125.36	2.40	-	-	47.72	50.11

Note: 1. The remuneration paid to key managerial personal excludes gratuity and compensated absences as the provision is computed for the Holding Company as a whole and separate figures are not available.

2. Above transaction with related parties are made on terms equivalent to those that prevail in arm's length transactions. Outstanding balances at the year-end are unsecured.

42. Information on Jointly Controlled Entities:

Name of the Joint Venture	Country of Incorporation	Percentage of Ownership Interest
Cambro Nilkamal Private Limited	India	50

Investment in Joint Ventures have been accounted at Equity method cost in the consolidated financial statements.

43 Financial instruments – Fair values and risk management**A. Accounting classification and fair values**

Carrying amounts and fair values of financial assets and financial liabilities, including their levels in the fair value hierarchy, are presented below. It does not include the fair value information for financial assets and financial liabilities not measured at fair value if the carrying amount is a reasonable approximation of fair value.

(₹ in lakhs)

March 31, 2024	Carrying amount				Fair value			
	FVTPL	FVTOCI	Amortised Cost	Total	Level 1	Level 2	Level 3	Total
Financial Assets								
Non Current								
Unquoted Equity Shares *	62.20	-	161.69	223.89	-	-	62.20	62.20
Employees Loans	-	-	348.47	348.47	-	-	-	-
Security Deposits	-	-	2,473.75	2,473.75	-	-	-	-
Other financial assets	-	-	82.36	82.36	-	-	-	-
Financial Lease Receivables	-	-	1,425.29	1,425.29	-	-	-	-
Current								
Trade receivables	-	-	46,365.96	46,365.96	-	-	-	-
Cash and cash equivalents	-	-	8,193.76	8,193.76	-	-	-	-
Current Investments	3,266.41	-	-	3,266.41	3,266.41	-	-	3,266.41
Other bank balances	-	-	259.79	259.79	-	-	-	-
Loans	-	-	556.00	556.00	-	-	-	-
Other Current Financial Assets	-	-	2,064.00	2,064.00	-	-	-	-
	3,328.61	-	61,931.07	65,259.68	3,266.41	-	62.20	3,328.61
Financial liabilities								
Non Current								
Long Term Borrowings	-	-	12,655.21	12,655.21	-	-	-	-
Lease Liabilities	-	-	13,817.39	13,817.39	-	-	-	-
Other Non-Current financial liabilities	-	-	6,952.36	6,952.36	-	-	-	-
Current								
Current Borrowings	-	-	12,088.66	12,088.66	-	-	-	-
Current Lease Liabilities	-	-	2,034.49	2,034.49	-	-	-	-
Trade and other payables	-	-	21,523.72	21,523.72	-	-	-	-
Other Current financial liabilities	-	-	2,089.16	2,089.16	-	-	-	-
	-	-	71,160.99	71,160.99	-	-	-	-

* The fair value in respect of the unquoted equity investments is equal to the cost of the investments as per the contractual agreements.

43 Financial instruments – Fair values and risk management (Continued)**A. Accounting classification and fair values (Continued)**

(₹ in lakhs)

March 31, 2023	Carrying amount				Fair value			
	FVTPL	FVTOCI	Amortised Cost	Total	Level 1	Level 2	Level 3	Total
Financial assets								
<u>Non current</u>								
Unquoted Equity Shares *	42.82	-	59.47	102.29	-	-	42.82	42.82
Loans to Employees	-	-	326.55	326.55	-	-	-	-
Security Deposits	-	-	2,332.71	2,332.71	-	-	-	-
Other financial assets	-	-	87.28	87.28	-	-	-	-
Derivative Asset	-	185.43	-	185.43	-	185.43	-	185.43
<u>Current</u>								
Trade receivables	-	-	43,342.43	43,342.43	-	-	-	-
Cash and cash equivalents	-	-	1,995.68	1,995.68	-	-	-	-
Current Investments	457.56	-	-	457.56	457.56	-	-	457.56
Other bank balances	-	-	408.52	408.52	-	-	-	-
Other Current Financial Assets	-	-	1,557.47	1,557.47	-	-	-	-
	500.38	185.43	50,110.11	50,795.92	457.56	185.43	42.82	685.81
Financial Liabilities								
<u>Non current</u>								
Long term borrowings	-	-	16,032.87	16,032.87	-	-	-	-
Lease Liabilities	-	-	13,490.38	13,490.38	-	-	-	-
Other Non-Current financial liabilities	-	-	7,226.13	7,226.13	-	-	-	-
<u>Current</u>								
Short term borrowings	-	-	2,837.08	2,837.08	-	-	-	-
Current Lease Liabilities	-	-	2,751.24	2,751.24	-	-	-	-
Trade and other payables	-	-	22,552.95	22,552.95	-	-	-	-
Other Current financial liabilities	-	-	2,506.21	2,506.21	-	-	-	-
	-	-	67,396.86	67,396.86	-	-	-	-

* The fair value in respect of the unquoted equity investments is equal to the cost of the investments as per the contractual agreements.

B. Measurement of fair values**Valuation techniques and significant unobservable inputs**

The following tables show the valuation techniques used in measuring Level 1 and Level 2 fair values, as well as the significant unobservable inputs used.

Financial instruments measured at fair value

Type	Valuation technique
Forward contracts	The fair value is determined using forward exchange rates at the reporting date.
Interest rate swaps	Present value of the estimated future cash flows based on observable yield curves.

C. Financial risk management

The Group has exposure to the following risks arising from financial instruments:

- Credit risk ;
- Liquidity risk ; and
- Market risk

43 Financial instruments – Fair values and risk management (Continued)**i. Risk management framework**

The Holding Company's Board of Directors has overall responsibility for the establishment and oversight of the Group's Risk Management Policy framework. The Board of Directors have adopted an Enterprise Risk Management Policy framed by the Group, which identifies the risk and lays down the risk minimisation procedures. The Movement reviews the Risk Management Policies and systems on a regular basis to reflect changes in market conditions and the Group's activities, and the same is reported to the Board of Directors periodically. Further, the Group, in order to deal with the future risks, has in place various methods / processes which have been imbibed in its organisational structure and proper internal controls are in place to keep a check on lapses, and the same are been modified in accordance with the regular requirements.

The audit committee oversees how management monitors compliance with the Group's Risk Management Policies and procedures, and reviews the adequacy of the Risk Management framework in relation to the risks faced by the Group. The audit committee is assisted in its oversight role by internal auditors.

ii. Credit risk

Credit risk is the risk of financial loss to the group if a customer or counterparty to a financial instrument fails to meet its contractual obligations, and arises principally from the group's receivables from customers and loans and advances.

The carrying amount of following financial assets represents the maximum credit exposure:

Trade receivables and loans and advances.

The group's exposure to credit risk is influenced mainly by the individual characteristics of each customer in which it operates. Credit risk is managed through credit approvals, establishing credit limits and continuously monitoring the creditworthiness of customers to which the group grants credit terms in the normal course of business.

The Risk Management Committee has established a credit policy under which each new customer is analysed individually for creditworthiness before the group's standard payment and delivery terms and conditions are offered. Further for domestic sales, the group segments the customers into Distributors and Others for credit monitoring.

The group maintains security deposits for sales made to its distributor For other trade receivables, the company individually monitors the sanctioned credit limits as against the outstanding balances. Accordingly, the group makes specific provisions against such trade receivables wherever required and monitors the same at periodic intervals.

The group monitors each loans and advances given and makes any specific provision wherever required.

The group establishes an allowance for impairment that represents its estimate of expected losses in respect of trade receivables and loans and advances.

Impairment

At 31st March, 2024, the ageing of trade receivables was as follows:

	31 March, 2024	31 March, 2023
		(₹ in lakhs)
Neither past due nor impaired	17,425.48	17,959.26
Past due 1–90 days	18,730.35	18,847.45
Past due 91–180 days	4,485.36	2,777.53
Past due 181–365 days	4,447.93	2,760.68
Past due 365 days	2,493.80	2,098.82
	47,582.92	44,443.74

43 Financial instruments – Fair values and risk management (Continued)

Management believes that the unimpaired amounts which are past due are collectible in full.

(₹ in lakhs)

	Trade receivables Impairments	Loans and advances
Balance as at 1st April, 2022	966.87	52.05
Impairment loss recognised	526.93	-
Balance written back	(330.18)	-
Amounts written off	(62.31)	-
Balance as at 31st March, 2023	1,101.31	52.05
Impairment loss recognised	448.97	-
Balance written back	(322.98)	-
Amounts written off	(10.34)	-
Balance as at 31st March, 2024	1,216.96	52.05

Cash and cash equivalents:

The Group held Cash and Cash equivalents of ₹ 8,453.50 lakhs (Previous year: ₹ 2,404.20 lakhs) as on 31st March 2024. The cash and cash equivalents are held with bank counterparties with good credit ratings.

Derivatives:

The derivatives are entered into with bank. Counterparties with good credit rating.

Loans and Advances:

The Group held loan and advances of ₹ 6,949.87 lakhs as on 31st March 2024 (Previous year: ₹ 4,489.44 lakhs). The loans and advances are in nature of rent deposit paid to landlords, bank deposits with maturity more than Twelve months and others, the same are fully recoverable.

iii. Liquidity risk

Liquidity risk is the risk that the Group will encounter difficulty in meeting the obligations associated with its financial liabilities that are settled by delivering cash or another financial asset. The Group's approach to managing liquidity is to ensure, as far as possible, that it will have sufficient liquidity to meet its liabilities when they are due, under both normal and stressed conditions, without incurring unacceptable losses or risking damage to the Group's reputation.

As of 31 March, 2024 and 31 March, 2023 the Group had unutilized credit limits from banks of ₹ 23,082.22 lakhs and ₹ 26,116.99 lakhs respectively.

Maturity profile of financial liabilities

The following are the remaining contractual maturities of financial liabilities at the reporting date. The amounts are gross and undiscounted, and include estimated interest payments and exclude the impact of netting agreements.

(₹ in lakhs)

Contractual cash flows							
31st March 2024	Carrying amount	Total	Less than 6 months	6-12 months	1-2 years	2-5 years	More than 5 years
Non-derivative financial liabilities							
Non convertible Debenture	9,863.26	9,863.26		4,991.16		4,872.10	
Working Capital Borrowings	4,097.50	4,097.50	4,097.50	-	-	-	-
Trade and other payables	16,403.74	16,403.74	16,403.74	-	-	-	-
Lease Liabilities	15,851.88	15,851.88	1,007.07	1,027.42	1,487.22	3,839.79	8,490.38
Other financial liabilities	12,872.27	12,872.27	3,543.02	1,546.14	3,000.00	4,783.11	-
Derivative financial liabilities							
Cross currency interest rate swaps	-	-	-	-	-	-	-
Forward exchange contracts used for hedging							
- Outflow	5,119.98	5,119.98	5,119.98	-	-	-	-

43 Financial instruments – Fair values and risk management (Continued)

(₹ in lakhs)

31st March 2023	Contractual cash flows						
	Carrying amount	Total	Less than 6 months	6-12 months	1-2 years	2-5 years	More than 5 years
Non-derivative financial liabilities							
Non convertible Debenture	9,846.16	9,846.16	-			9,846.16	
Working Capital Borrowings	926.09	926.09	926.09	-	-	-	-
Trade and other payables	19,443.96	19,443.96	19,443.96	-	-	-	-
Lease Liabilities	16,241.62	16,241.62	1,372.17	1,379.07	2,546.66	4,163.23	6,780.49
Other financial liabilities	9,380.42	9,380.42	2,446.08	747.63	3,000.00	3,186.71	-
Derivative financial liabilities							
Cross currency interest rate swaps	1,223.49	1,223.49	1,223.49	-	-	-	-
Forward exchange contracts used for hedging							
- Outflow	3,108.99	3,108.99	3,108.99	-	-	-	-

The gross inflows/(outflows) disclosed in the above table represent the contractual undiscounted cash flows relating to the financial liabilities which are not usually closed out before contractual maturity. The disclosure shows net cash flow amounts for derivatives that are net cash-settled and gross cash inflow and outflow amounts for derivatives that have simultaneous gross cash settlement.

iv. Market risk

Market risk is the risk that changes in market prices – such as foreign exchange rates, interest rates and equity prices – will affect the Group's income or the value of its holdings of financial instruments. Market risk is attributable to all market risk sensitive financial instruments including foreign currency receivables and payables and long term debt. We are exposed to market risk primarily related to foreign exchange rate risk, interest rate risk and the market value of our investments. Thus, our exposure to market risk is a function of investing and borrowing activities and revenue generating and operating activities in foreign currency. The objective of market risk management is to avoid excessive exposure in our foreign currency revenues and costs.

Currency risk

The Group is exposed to currency risk on account of its borrowings and other payables in foreign currency. The functional currency of the Group is Indian Rupee (₹). The Group uses forward exchange contracts to hedge its currency risk, most with a maturity of less than one year from the reporting date.

Exposure to currency risk (Exposure in different currencies converted to functional currency i.e. INR)

The currency profile of financial assets and financial liabilities as at March 31, 2024, March 31, 2023 are as below:

(₹ in lakhs)

	31st March, 2024			
	USD	EURO	GBP	JPY
Financial assets:				
Trade and Other Receivables	1,420.88	1,917.88	18.04	343.21
Less: Forward Contract	-	-	-	-
	1,420.88	1,917.88	18.04	343.21
Financial liabilities:				
Trade and Other Payables	1,588.15	12.61	4.74	-
Forecasted purchase	3,531.83	-	-	-
Less: Forward contracts	(5,119.98)	-	-	-
	-	12.61	4.74	-
Net Exposure	1,420.88	1,905.27	13.30	343.21

43 Financial instruments – Fair values and risk management (Continued)

	31st March, 2023			
	USD	EURO	GBP	JPY
Financial assets:				
Trade and Other Receivables	1,617.78	1,031.76	7.10	-
Less: Forward contracts	-	-	-	-
	1,617.78	1,031.76	7.10	-
Financial liabilities:				
Trade and Other Payables	2,034.15	12.92	8.90	-
Forecasted Purchase	1,074.84	-	-	-
Less: Forward contracts	(3,108.99)	-	-	-
	-	12.92	8.90	-
Net Exposure	1,617.78	1,018.84	(1.80)	-

The following significant exchange rates have been applied during the year.

	Year-end spot rate	
	31st March, 2024	31st March, 2023
Indian Rupee (₹)		
USD 1	83.40	82.18
EUR1	89.87	89.14
JPY100	0.55	-
GBP1	105.03	101.42

Sensitivity analysis

A reasonably possible strengthening (weakening) of the Foreign Currency against the Indian Rupee (₹) at 31st March would have affected the measurement of financial instruments denominated in foreign currencies and affected equity and profit or loss by the amounts shown below. This analysis assumes that all other variables, in particular interest rates, remain constant and ignores any impact of forecast sales and purchases.

(₹ in lakhs)

	31st March, 2024		31st March, 2023	
	Profit or (loss)		Profit or (loss)	
Effect in INR	Strengthening	Weakening	Strengthening	Weakening
USD - 3% Movement	42.63	(42.63)	48.53	(48.53)
EUR - 3% Movement	57.16	(57.16)	30.57	(30.57)
GBP - 3% Movement	0.40	(0.40)	(0.05)	0.05
JPY - 3% Movement	10.30	(10.30)	-	-
	110.49	(110.49)	79.05	(79.05)

Interest rate risk:

Interest rate risk can be either fair value interest rate risk or cash flow interest rate risk. Fair value interest rate risk is the risk of changes in fair values of fixed interest bearing investments because of fluctuations in the interest rates. Cash flow interest rate risk is the risk that the future cash flows of floating interest bearing investments will fluctuate because of fluctuations in the interest rates.

Exposure to interest rate risk

Group's interest rate risk arises from borrowings. The interest rate profile of the Group's interest-bearing financial instruments as reported to the management of the Group is as follows:

(₹ in lakhs)

	31st March, 2024	31st March, 2023
Borrowings		
Fixed rate borrowings	9,863.26	16,032.87
Variable rate borrowings	14,880.61	2,837.08
Less: Interest rate swap	-	(1,223.49)
Total	24,743.87	17,646.46

43 Financial instruments – Fair values and risk management (Continued)**Fair value sensitivity analysis for fixed-rate instruments**

The Group does not account for any fixed-rate financial assets or financial liabilities at fair value through profit or loss. Therefore, a change in interest rates at the reporting date would not affect profit or loss.

The Group manages its cash flow interest rate risk by using floating-to-fixed interest rate swaps. Under these swaps, the Group agrees with other parties to exchange, the difference between fixed contract rates and floating rates interest amounts calculated by reference to the agreed notional principal amounts

Cash flow sensitivity analysis for variable-rate instruments

A reasonably possible change of 100 basis points in interest rates at the reporting date would have increased (decreased) profit or loss by the amounts shown below. This analysis assumes that all other variables, in particular foreign currency exchange rates, remain constant.

	Profit or (loss)	
	100 bp increase	100 bp decrease
31st March, 2024		
Variable-rate instruments	(148.81)	148.81
Interest rate swaps	-	-
Cash flow sensitivity (net)	(148.81)	148.81
31st March, 2023		
Variable-rate instruments	(28.37)	28.37
Interest rate swaps	12.23	(12.23)
Cash flow sensitivity (net)	(16.14)	16.14

The risk estimates provided assume a parallel shift of 100 basis points interest rate across all yield curves. This calculation also assumes that the change occurs at the balance sheet date and has been calculated based on risk exposures outstanding as at that date. The period end balances are not necessarily representative of the average debt outstanding during the period.

44 Capital Management

For the purpose of the Group's capital management, capital includes issued capital and other equity reserves. The primary objective of the Group's Capital Management is to maximise shareholders value. The Group manages its capital structure and makes adjustments in the light of changes in economic environment and the requirements of the financial covenants.

The Group monitors capital using debt to equity ratio.

	As at 31st March, 2024	As at 31st March, 2023
Non-Current Borrowings	12,655.21	16,032.87
Current Borrowings	12,088.66	2,837.08
Gross Debt	24,743.87	18,869.95
Total Equity	1,40,988.91	1,31,421.54
Adjusted Gross debt to equity ratio	0.18	0.14

45 Employee Benefits

The Group contributes to the following post-employment defined benefit plans in India.

(i) Defined Contribution Plans:

The contributions to the Provident Fund and Family Pension Fund of certain employees are made to a Government administered Provident Fund and there are no further obligations beyond making such contribution.

The Group recognised ₹1100.83 lakhs (Previous year ₹1037.85 lakhs) Provident fund contributions in the Statement of Profit and Loss.

The contributions payable to these plans by the Group are at rates specified in the rules of the schemes.

(ii) Defined Benefit Plan:**A. Gratuity**

The Group participates in the Employees Gratuity scheme, a funded defined benefit plan for qualifying employees. Gratuity is payable to all eligible employees on death or on separation / termination in terms of the provisions of the respective applicable Gratuity rules.

The most recent actuarial valuation of plan assets and the present value of the defined benefit obligation for gratuity were carried out as at 31st March, 2023. The present value of the defined benefit obligations and the related current service cost and past service cost, were measured using the Projected Unit Credit Method.

	Gratuity	
	31st March, 2024	31st March, 2023
Defined benefit obligation	2,737.91	2,300.89
Fair value of Plan Assets at the end of the year	(2,635.94)	(2,372.89)
Net Obligation at the end of the year	101.97	(72.00)

B. Movement in net defined benefit (asset) liability

The following table shows a reconciliation from the opening balances to the closing balances for net defined benefit (asset) liability and its components :

	Gratuity					
	Defined benefit obligation		Fair value of plan assets		Net defined benefit (asset) liability	
	31st March, 2024	31st March, 2023	31st March, 2024	31st March, 2023	31st March, 2024	31st March, 2023
Opening balance	2,300.89	2,312.69	2,372.89	2,509.14	(72.00)	(196.45)
Included in statement of profit and loss	-	-	-	178.24	-	(178.24)
Current service cost	300.23	282.43	164.66	-	135.57	282.43
Interest cost (income)	164.26	103.28	-	-	164.26	103.28
	2,765.38	2,698.40	2,537.55	2,687.38	227.83	11.02
Included in OCI						
Remeasurement loss (gain):	-	-	-	-	-	-
Financial assumptions	64.98	(120.08)	-	-	64.98	(120.08)
Experience adjustment	92.91	(25.52)	-	-	92.91	(25.52)
Return on plan assets excluding interest income	-	-	205.89	(113.47)	(205.89)	113.47
	2,923.27	2,552.80	2,743.44	2,573.91	179.83	(21.11)
Other						
Contributions paid by the employer	-	-	-	-	-	-
Benefits paid	(185.36)	(251.90)	(107.50)	(201.02)	(77.86)	(50.88)
Closing balance	2,737.91	2,300.89	2,635.94	2,372.89	101.97	(72.00)
Represented by						
Defined benefit asset					(2,635.94)	(2,372.89)
Defined benefit liability					2,737.91	2,300.89
Net defined benefit (asset)/liabilities					101.97	(72.00)

C. Plan assets

Plan assets comprise the following:

(₹ in lakhs)

	31 March 2024	31 March 2023
Fund managed by Insurance Group	2,635.94	2,372.89

(ii) Defined Benefit Plan: (Continued)**D. Defined benefit obligations****i. Actuarial assumptions**

The following were the principal actuarial assumptions at the reporting date (expressed as weighted averages).

	31 March 2024	31 March 2023
Discount rate	7.40% p.a.- 18% p.a.	7.40% p.a.- 18% p.a.
Expected Rate of Return on Plan Assets	7.40%	7.40%
Salary escalation rate	6.00%p.a.- 15.00% p.a.	6.00%p.a.- 15.00% p.a.
Employee Turnover	16.00%p.a.- 1.00% p.a.	16.00%p.a.- 1.00% p.a.
Mortality rate	Indian Assured Lives Mortality (2012-14) Ult.	Indian Assured Lives Mortality (2012-14) Ult.

Assumptions regarding future mortality have been based on published statistics and mortality tables

ii. Sensitivity analysis

Reasonably possible changes at the reporting date to one of the relevant actuarial assumptions, holding other assumptions constant, would have affected the defined benefit obligation by the amounts shown below.

	31 March, 2024		31 March, 2023	
	Increase	Decrease	Increase	Decrease
Discount rate (1% movement)	2,383.25	2,827.87	2,016.57	2,401.86
Future salary growth (1% movement)	2,828.11	2,379.41	2,402.68	2,012.78
Rate of employee turnover (1% movement)	2,606.65	2,570.29	2,214.47	2,173.95

The sensitivity analysis above have been determined based on a method that extrapolates the impact on defined benefit obligation as a result of reasonable changes in key assumptions occurring at the end of the reporting period.

Expected future cash flows

The expected future cash flows in respect of gratuity as at March 31, 2024 were as follows:

Expected contribution

The expected contributions for defined benefit plan for the next financial year will be in line with the contribution for the year ended 31st March 2024 ₹ 385.31 lakhs (Previous Year ₹ 311.62 lakhs).

Expected future benefit payments

	(₹ in lakhs)
31st March, 2025	176.94
31st March, 2026	183.21
31st March, 2027	211.18
31st March, 2028	206.21
Thereafter	1,960.37

Compensated Absences:

The Compensated Absences is payable to all eligible employees for each day of accumulated leave on death or on resignation. Compensated Absences debited to Statement of Profit and Loss during the year amounts to ₹ 391.85 lakhs (Previous year ₹ 272.28 lakhs) and is included in Note 33 - 'Employee benefits expenses'. Accumulated non-current provision for leave encashment aggregates ₹ 576.43 lakhs (Previous year ₹ 508.51 lakhs) and current provision aggregates ₹ 501.36 lakhs (Previous year ₹ 453.21 lakhs).

46 Hedge accounting

The Group's risk management policy is to hedge its estimated foreign currency exposure in respect of highly probable forecast purchases and foreign currency borrowings. The Holding Company uses forward exchange contracts to hedge its currency risk and cross currency interest rate swap to hedge its interest rate and currency risk related to foreign currency borrowings. Such contracts are generally designated as cash flow hedges.

The Holding Company determines the existence of an economic relationship between the hedging instrument and hedged item based on the currency, amount and timing of their respective cash flows. The Company assesses whether the derivative designated in each hedging relationship is expected to be and has been effective in offsetting changes in the cash flows of the hedged item using the hypothetical derivative method..

a. Disclosure of effects of hedge accounting on financial position**Cash flow hedge - Forward exchange contracts****31st March, 2024**

(₹ in lakhs)

Type of hedge and risks	Currency	Nominal Value	Carrying amount of hedging instrument (in INR)		Line item in the statement of financial position where the hedging instrument is included	Maturity date	Hedge ratio	Weighted Average strike price/ rate	Changes in fair value of the hedging instrument	Change in the value of hedged item used as the basis for recognising hedge effectiveness
			Assets	Liabilities						
Cash flow hedge					Liabilities	May-24				
Forward and Option contracts	USD	16.62	1.64	2.92	Other current financial liabilities		1:1	83.30	2.92	(2.92)
	EURO	41.35	-	-				90.28	-	-

31st March, 2023

(₹ in lakhs)

Type of hedge and risks	Currency	Nominal Value)	Carrying amount of hedging instrument (in INR)		Line item in the statement of financial position where the hedging instrument is included	Maturity date	Hedge ratio	Weighted Average strike price/ rate	Changes in fair value of the hedging instrument	Change in the value of hedged item used as the basis for recognising hedge effectiveness
			Assets	Liabilities						
Cash flow hedge					Liabilities	May-23				
Forward and Option contracts	USD	31.50	2.70	0.36	Other current financial liabilities		1:1	82.66	0.36	(0.36)
	CNY	5.74	-	-				88.46	-	-
Cross Currency Interest Rate Swap	USD	14.89	183.09	-	Other current financial liabilities and Other non-current financial liabilities	March 2023 to February 2024	1:1		183.09	(183.09)

b. Disclosure of effects of hedge accounting on financial performance

(₹ in lakhs)

31st March, 2024	Change in the value of the hedging instrument recognised in OCI	Hedge ineffectiveness recognised in profit or loss	Amount reclassified from cash flow hedging reserve to profit or loss	Line item affected in statement of profit or loss because of the reclassification
Cash flow hedge	(6.10)	-	(3.79)	Foreign exchange loss
31st March, 2023	Change in the value of the hedging instrument recognised in OCI	Hedge ineffectiveness recognised in profit or loss	Amount reclassified from cash flow hedging reserve to profit or loss	Line item affected in statement of profit or loss because of the reclassification
Cash flow hedge	50.77	-	(46.99)	Foreign exchange loss

- c. The following table provides a reconciliation by risk category of components of equity and analysis of OCI items, net of tax, resulting from cash flow hedge accounting

Movements in cash flow hedging reserve		(₹ in lakhs)
Balance at 1st April 2022		(46.99)
Add : Changes in the fair value of effective portion of outstanding cash flow derivative (net of settlement)		62.57
Less : Amounts reclassified to profit or loss		-
Less: Deferred tax		(11.80)
As at 31st March, 2023		3.78
Add : Changes in the fair value of effective portion of outstanding cash flow derivative (net of settlement)		(8.15)
Less : Amounts reclassified to profit or loss		-
Less: Deferred tax		2.05
As at 31st March, 2024		(2.31)

47 Earnings per share (EPS)

Basic EPS amounts are calculated by dividing the profit for the year attributable to equity holders of the Holding Company by the weighted average number of Equity shares outstanding during the year.

Diluted EPS amounts are calculated by dividing the profit attributable to equity holders of the Company by the weighted average number of Equity shares outstanding during the year plus the weighted average number of Equity shares that would be issued on conversion of all the dilutive potential Equity shares into Equity shares.

i. Profit attributable to Equity holders of Company

	31st March, 2024	31st March, 2023
Profit attributable to equity holders of the Company:		
Continuing operations	12,224.91	13,394.86
Profit attributable to equity holders of the Company for basic earnings	12,224.91	13,394.86
Profit attributable to equity holders of the Company adjusted for the effect of dilution	12,224.91	13,394.86

ii. Weighted average number of ordinary shares

	31st March, 2024	31st March, 2023
Issued ordinary shares at 1st April	1,49,22,525	1,49,22,525
Weighted average number of shares at the year end for basic and Diluted EPS	1,49,22,525	1,49,22,525

Basic and Diluted earnings per share ₹

	31st March, 2024	31st March, 2023
Basic earnings per share	81.92	8976
Diluted earnings per share	81.92	89.76

48 SEGMENT INFORMATION**Segment Wise Revenue, Results and Other Information****A Business Segment:**

The Group has organized businesses into 2 categories viz Plastics and Lifestyle Furniture, Furnishings and Accessories. Accordingly the Group has reported its segmental results for these categories.

(₹ in lakhs)

Sr. No.	Particulars	2023-24			2022-23		
		Plastics	Lifestyle Furniture, Furnishings & Accessories	Total	Plastics	Lifestyle Furniture, Furnishings & Accessories	Total
1	Revenue from Operations	3,00,883.29	19,275.38	3,20,158.67	2,92,696.11	22,732.13	3,15,428.24
	Less: Inter Segment Revenue	525.99	-	525.99	2,340.55	-	2,340.55
	Net Revenue from Operations	3,00,357.30	19,275.38	3,19,632.68	2,90,355.56	22,732.13	3,13,087.69
2	Segment Result before Tax & interest	20,625.64	(761.60)	19,864.04	21,065.93	584.16	21,650.09
	Less: Unallocated expense(Net of Unallocated Income)			1,032.36			1,064.84
	Operating Profit			18,831.68			20,585.25
	Less: Finance Costs			3,694.83			3,658.45
	Add/(Less): Prior Period Adjustment			-			-
	Profit Before Tax			15,136.85			16,926.80
	Less: Provision for Taxes(Net)			3,822.95			4,300.39
	Net Profit after Tax before share of profit of Joint ventures			11,313.90			12,626.41
	Share of net profit / (loss) from Joint venture accounted for using equity method			929.29			773.35
	Profit for the Year			12,243.19			13,399.76
3	Less; Non Controlling Interests			18.28			4.90
	Profit for the Year			12,224.91			13,394.86
	Other Information						
	Segment Assets	1,90,348.44	15,695.12	2,06,043.56	1,85,682.34	15,420.63	2,01,102.97
	Add: Unallocated Assets			16,038.18			6,434.13
	Total Assets			2,22,081.74			2,07,537.10
	Segment Liabilities	41,963.11	11,976.71	53,939.82	44,870.55	10,512.21	55,382.76
	Add: Minority Interest	97.77	-	97.77	75.22	-	75.22
		41,865.34	11,976.71	53,842.05	44,945.77	10,512.21	55,457.98
	Add: Unallocated Liabilities			27,250.78			20,657.58
Total liabilities			81,092.83			76,115.56	
Capital Expenditure	11,099.02	33.35	11,132.37	19,032.13	32.62	19,064.75	
Depreciation and Amortisation	10,438.92	1,102.10	11,541.02	10,016.93	1,321.58	11,338.51	
Significant Non Cash Expenses other than Depreciation and Amortisation	792.38	582.15	1,374.53	917.39	599.60	1,516.99	

The segment Revenues, Results, Assets and Liabilities include the respective amounts identifiable to each of the segment and amounts allocated on a reasonable basis.

The accounting policies adopted for segment reporting are in conformity with the accounting policies adopted for the Holding Company.

B Geographical Segment:

Although the Group's operations are managed by product area, we provide additional information based on geographies.

(₹ in lakhs)

Sr. No.	Particulars	Year Ended 31st March, 2024			Year Ended 31st March, 2023		
		India	Rest of The World	Total	India	Rest of The World	Total
1	Segment Revenue (Net Sales)	3,07,593.33	12,039.35	3,19,632.68	3,00,870.63	12,217.06	3,13,087.69
2	Carrying cost of Segment Assets	2,02,357.03	3,686.53	2,06,043.56	1,97,251.10	3,851.87	2,01,102.97

Revenue from Major Customers

The Group is not reliant on revenues from transactions with any single external customer and does not receive 10% or more of its revenues from transactions with any single external customer.

49 Investment in Joint Ventures

Name of the Joint Venture	Country of Incorporation	Percentage of Ownership Interest
Cambro Nilkamal Private Limited	India	50

The Holding Company has no material Joint Ventures as at 31st March, 2024. The aggregate summarised financial information in respect of the Holding Company's immaterial Joint Ventures that is accounted for using the equity method is set forth below.

(₹ in lakhs)

Particulars	31st March, 2024	31st March, 2023
Carrying amount of the Company's interest in Joint Ventures	3,564.73	2,636.74
Company's share of profit/(loss) in Joint Ventures	929.29	773.35
Company's share of other comprehensive income in Joint Ventures	(1.30)	-
Company's share of total comprehensive income in Joint Ventures	927.99	773.35

50. Additional Information to be given as required under Schedule III of to the 2013, of enterprises consolidated as Subsidiary and Joint Venture
(₹ in lakhs)

Sr. No.	Name of the Entity	31st March, 2024						31st March, 2023							
		Share in Profit		Share in Other Comprehensive Income		Share in Total Comprehensive Income		Share in Profit		Share in Other Comprehensive Income		Share in Total Comprehensive Income			
		As % of consolidated profit or loss	Amount	As % of consolidated OCI	Amount	As % of consolidated Total Comprehensive income	Amount	As % of consolidated profit or loss	Amount	As % of consolidated OCI	Amount	As % of consolidated Total Comprehensive income	Amount		
		Net Assets i.e Total Assets Minus Total Liabilities	Amount	As % of consolidated profit or loss	Amount	As % of consolidated OCI	Amount	As % of consolidated Total Comprehensive income	Amount	As % of consolidated Total Comprehensive income	Amount	As % of consolidated Total Comprehensive income	Amount		
		As % of consolidated net assets	Amount	As % of consolidated net assets	Amount	As % of consolidated net assets	Amount	As % of consolidated net assets	Amount	As % of consolidated net assets	Amount	As % of consolidated net assets	Amount		
	Parent														
	Nilkamal Limited	94.05%	1,32,688.49	83.86%	10,267.28	15.88%	51.13	82.12%	10,318.41	94.97%	1,24,886.59	89.48%	11,989.81	89.29%	12,064.62
	Foreign Subsidiaries														
1	Nilkamal Esvaran Plastics Private Limited	1.71%	2,412.91	3.53%	431.60	73.95%	238.01	5.33%	669.61	1.42%	1,869.33	-10.71%	162.97	1.12%	150.96
2	Nilkamal Esvaran Marketing Private Limited	0.12%	172.14	0.35%	42.24	4.15%	13.36	0.44%	55.60	0.09%	116.54	2.34%	21.75	0.18%	24.37
3	Nilkamal Crates and Bins FZE	1.52%	2,139.87	4.53%	554.44	6.42%	20.64	4.58%	575.08	1.45%	1,901.63	41.65%	664.62	5.26%	711.32
	Indian Subsidiaries														
	Nilkamal Foundation	0.01%	10.77	0.00%	0.06	0.00%	-	0.00%	0.06	0.01%	10.71	-1.62%	(217.64)	-1.61%	(217.64)
	Non-controlling Interest														
1	Nilkamal Esvaran Plastics Private Limited	0.04%	61.98	0.14%	16.65	0.00%	-	0.13%	16.65	0.03%	41.58	0.05%	6.26	0.05%	6.26
2	Nilkamal Esvaran Marketing Private Limited	0.03%	35.68	0.01%	1.63	0.00%	-	0.01%	1.63	0.03%	33.53	0.01%	0.84	0.01%	0.84
3	Nilkamal Foundation	0.00%	0.11	0.00%	-	0.00%	-	0.00%	-	0.00%	0.11	-0.02%	(2.20)	-0.02%	(2.20)
	Joint Venture														
	Cambro Nilkamal Private Limited (investment as per equity method)	2.53%	3,564.73	7.59%	929.29	-0.40%	(1.30)	7.39%	927.99	2.01%	2,636.74	5.77%	773.35	5.72%	773.35
		100.00%	1,41,086.68	100.00%	12,243.19	100.00%	321.84	100.00%	12,565.03	100.00%	1,31,496.76	100.00%	13,399.76	100.00%	13,511.88

The above figures are after eliminating intra group transactions and intra group balances as at 31st March, 2024 and 31st March, 2023 respectively.

51. As per the Ministry of Corporate Affairs (MCA) notification, proviso to Rule 3(1) of the Companies (Accounts) Rules, 2014, for the financial year commencing April 1, 2023, every company which uses accounting software for maintaining its books of account, shall use only such accounting software which has a feature of recording audit trail of each and every transaction, creating an edit log of each change made in the books of account along with the date when such changes were made and ensuring that the audit trail cannot be disabled.

The Holding Company and its Indian Joint venture has used two accounting software for maintaining its books of account which have a feature of recording audit trail (edit log) facility and the same has operated throughout the year for all relevant transactions recorded in the accounting software except that audit trail feature is not enabled for certain changes made using privileged/administrative access rights to the SAP application and/or the underlying database and based on the SOC report obtained by the Company, audit trail feature is enabled for payroll software. Further no instance of audit trail feature being tampered with was noted in respect of other software.

Presently, the log has been activated at the software and the privileged access to SAP database continues to be restricted to limited set of users who necessarily require this access for maintenance and administration of the database

52. Previous year figures have been re-group / reclassified wherever necessary..

As per our report of even date attached.

For S R B C & CO LLP

Chartered Accountants

Firm's Registration No: 324982E/E300003

per Ravi Bansal

Partner

Membership No : 049365

Mumbai

14th May, 2024

Hiten V. Parekh

Managing Director

DIN : 00037550

Paresh B. Mehta

Chief Financial Officer

Membership No : 0044670

Mumbai

14th May, 2024

For and on Behalf of the Board of Directors of Nilkamal Limited

CIN : L25209DN1985PLC000162

Manish V. Parekh

Joint Managing Director

DIN : 00037724

Nayan S. Parekh

Executive Director

DIN: 00037597

Priti P. Dave

Company Secretary

Membership No : 19469

Salient features of the financial statements of Subsidiaries / Joint Ventures

[Pursuant to the first proviso to sub-section (3) of Section 129 read with rules 5 of the Companies (Accounts) Rules, 2014 - AOC -1]

Part "A" : Subsidiaries

(₹ in lakhs)

Sr. No.	Name of the Subsidiaries	Nilkamal Eswaran Plastics Private Limited, Sri Lanka	Nilkamal Eswaran Marketing Private Limited, Sri Lanka	Nilkamal Crates and Bins - FZE (Ajman - UAE)	Nilkamal Foundation
1	Reporting period for the subsidiary concerned, if different from the holding company's reporting period	1st April 2023 to 31st March 2024	1st April 2023 to 31st March 2024	1st April 2023 to 31st March 2024	1st April 2023 to 31st March 2024
2	Reporting currency and Exchange rate as on the last date of the relevant financial year in the case of foreign subsidiaries.	1 SLR= ₹ 0.27120	1 SLR= ₹ 0.24145	1 AED= ₹ 22.16743	INR
3	Share Capital	41.22	-	41.62	0.01
4	Reserve and Surplus	2,371.69	172.14	2,098.25	10.76
5	Total Assets	3,176.29	237.24	2,637.14	11.05
6	Total Liabilities (Excluding Minority interest)	570.57	29.41	497.26	0.17
7	Investment other than investment in Subsidiary	161.37	-	-	-
8	Turnover, Income and Other Income	2,823.10	150.79	4,005.15	0.39
9	Profit Before Taxation	664.80	58.99	554.45	0.06
10	Provision for Taxation (includes Deferred Tax)	216.50	15.10	-	-
11	Profit after Tax	448.30	43.89	554.45	0.06
12	Dividend	130.55	-	337.46	-
13	% of shareholding	96.28%	96.28%	100.00%	99.00%

Part "B" : Joint Ventures

(₹ in lakhs)

Sr. No.	Name of Joint Ventures	Cambro Nilkamal Private Limited, India
1	Latest audited Balance Sheet Date	31st March 2024
2	Shares of Associate/Joint Ventures held by the company on the year end	50.00%
3	No. of Share fully paid up of ₹ 10 each	2,10,000
4	Amount of Investment in Associates/Joint Venture	200.50
5	Extend of Holding %	50.00%
6	Description of how there is significant influence	Joint Venture
7	Reason why the Joint Venture is not consolidated	Consolidated
8	Net worth attributable to Shareholding as per latest audited Balance Sheet (₹ in lakhs)	3,564.73
9	Profit for the year	
	a Consider in Consolidation	927.99
	b Not consider in Consolidation	Nil

For and on Behalf of the Board of Directors of Nilkamal Limited

CIN : L25209DN1985PLC000162

Hiten V. Parekh
Managing Director
DIN : 00037550

Manish V. Parekh
Joint Managing Director
DIN : 00037724

Nayan S. Parekh
Executive Director
DIN : 00037597

Paresh B. Mehta
Chief Financial Officer
Membership No : 0044670

Priti P. Dave
Company Secretary
Membership No : 19469

Mumbai
14th May, 2024

Performance at a glance

(₹ In lakhs)

Particulars	2019-20	2020-21	2021-22	2022-23	2023-24
Net Sales	2,08,147	1,88,803	2,65,580	3,07,931	3,13,411
Profit Before Tax	15,820	13,903	10,832	16,329	14,321
Profit After Tax	12,201	10,342	8,231	12,192	10,731
Share Capital	1,492	1,492	1,492	1,492	1,492
Reserves and Surplus	93,866	1,03,829	1,13,663	1,23,692	1,31,489
Shareholder's Funds	95,359	1,05,321	1,15,156	1,25,184	1,32,982
Loan Funds	6,635	4,637	17,468	18,870	24,735
Total Capital Employed	1,01,993	1,09,958	1,32,624	1,44,054	1,57,717
Long Term Liabilities and Provisions	18,704	22,172	21,780	21,222	21,343
Deffered Tax Liability	872	850	1,158	1,402	1,460
Gross Block	1,22,651	1,34,387	1,55,187	1,70,870	1,81,855
Net Block	56,995	60,937	71,453	79,894	80,687
Investments	7,688	7,688	357	357	376
Long Term Loans and Advances and other Current non current Assets	5,396	4,885	6,555	5,504	10,601
Net Current Assets	51,490	59,470	77,197	80,925	88,856

RATIO

Financial Performance %	2019-20	2020-21	2021-22	2022-23	2023-24
Domestic Turnover/Total Revenue	96.98	96.88	97.23	97.41	97.66
Exports/Total Revenue	2.50	2.36	2.07	2.21	1.84
Other Income/Total Revenue	0.52	0.76	0.59	0.31	0.35
Raw Material/Total Revenue	54.60	55.36	60.31	60.01	57.49
Overheads/Total Revenue	23.90	23.13	23.80	22.92	25.47
Interest/Total Revenue	1.23	1.22	1.06	1.18	1.17
Profit Before Tax/Total Revenue	7.56	7.31	4.05	5.28	4.55
Depreciation//Total Revenue	2.73	3.10	2.59	2.69	2.82
Net Profit After Tax /Net Sales	5.86	5.48	3.10	3.96	3.42
Return on Capital Employed	16.71	13.52	9.42	12.82	10.64
Return on Net Worth	13.28	10.31	7.37	10.15	8.31

Balance Sheet Ratios

Debtors Turnover (days)	43	43	35	37	44
Inventory Turnover	67	81	77	78	73
Current Ratio	3.06	3.01	2.83	3.15	2.72
Asset Turnover	3.65	3.10	3.72	3.85	3.88
Debt-Equity	0.07	0.04	0.15	0.15	0.19

Per Share Data - Rs.

EPS	81.76	69.31	55.16	81.70	71.91
CEPS	142.42	131.40	121.91	156.96	148.54
Book Value	639.03	705.79	771.69	838.89	891.15

Shareholder Statistics

DPS	15	15	15	20	20
Dividend (%)	150	150	150	200	200
Dividend Payout (Rs)	4,245	2,238	2,238	2,985	2,985
Dividend Payout (%)	35	22	27	24	28

COMPLETE RANGE OF FURNITURE SOLUTIONS

Nilkamal[®]
EDGE[™]
OFFICE | EDUCATION | HEALTHCARE FURNITURE

Nilkamal EDGE is the professional furniture identity of Nilkamal Limited. Driven by deep domain expertise and sectorial insights, we curate a comprehensive suite of strategically designed solutions for diverse applications across office, education and healthcare sectors.



OFFICE FURNITURE



EDUCATION FURNITURE



HEALTHCARE FURNITURE

**One-Stop Solution For
All Professional Furniture**

www.nilkamaledge.com



@home
by Nilkamal

LET'S MAKE LIFE BEAUTIFUL

Shop online at: www.at-home.co.in

Ahmedabad | Amritsar | Anand | Bangalore (Munekolalu | Rajajinagar) | Bijapur | Chandigarh | Chennai | Coimbatore | Erode | Ghaziabad | Hosur | Hubballi | Hyderabad | Kochi | Ludhiana | Mangalore | Mysore | Pune (Hadapsar | Yerwada) | Rajkot | Salem | Shivamogga | Surat | Thrissur | Vadodara

Nilkamal

FURNITURE IDEAS

Shop online at: www.nilkamalfurniture.com

Agartala | Agra | Allahabad | Ambikapur | Asansol | Aurangabad | Balugaon | Barrackpore | Barulpur | Bhagalpur | Bhillai | Bhopal | Bhubaneswar | Bhugaon | Bilaspur | Boisar | Bolangir | BOLPUR | Brahmapur | Central Noida | Chandigarh | Chittoor | Coimbatore | Davanagere | Dehradun | Deoghar | Dhanbad | Dibrugarh | Dimapur | Faridabad | Ghaziabad | Greater Noida | Gurugram | Guwahati | Hajipur | Haldwani | Haridwar | Hazaribagh | Hosur | Indore | Jabalpur | Jaipur | Jeypore | Jhansi | Jorhat | Katihar | Kokrajhar | Kolhapur | Korba | Kulgam | Lakhimpur | Lucknow | Malda | Malur | Moshi | Muradabad | Muzaffarpur | Mysore | Nagaon | Nagpur | Nashik | Osmanabad | Palampur | Patna | Puducherry | Raipur | Ranchi | Raniganj | Rayagada | Roorkee | Sagar | Shahjahanpur | Siliguri | Siwan | Solapur | Tadepalligudem | Tilaknagar | Tinsukia | Tirupati | Tumkur | Varanasi | Vellore | Waidhan | Wakad | Zirakpur

Nilkamal
SLEEP

Thoughtfully designed for you

Shop online at: www.nilkamalsleep.com

Bangalore (Banaswadi | HSR Layout | Jayanagar)