



भारतीय कंटेनर निगम लिमिटेड
Container Corporation of India Ltd.

बहुविध संभारतंत्र कंपनी

A Multi-modal Logistics Company

(भारत सरकार का नवरत्न उपक्रम)

(A Navratna CPSE of Govt. of India)

कॉन/ आईआरसी/SE/104/Vol-VII/

दिनांक : 07.02.2020

1. The Bombay Stock Exchange Ltd., Mumbai (Through BSE Listing Centre)
Phiroze Jeejeebhoy Towers, Dalal Street
Mumbai-400001
2. National Stock Exchange of India Ltd. (Through NEAPS)
Exchange Plaza, 5th Floor, Plot No. C/1,G Block
Bandra-Kurla Complex, Bandra (E)
Mumbai-400 051

Dear Sir/Madam,

Sub: Outcome of Board Meeting of CONCOR held on 07.02.2020

1. Financial Result:

Pursuant to Regulation 33 of the SEBI (Listing Obligations and Disclosure Requirements) Regulations, 2015, the un-audited standalone and consolidated Financial Results (Provisional) & Segment wise Revenue, Results & Capital Employed (Provisional) for the quarter and period ended on 31st December 2019 duly approved by Board of Directors in its meeting held today are submitted herewith. Further, the limited review report for these results has been provided by the Statutory Auditors. Accordingly, please find enclosed the following:

- a. The Limited Review Report issued by the Statutory Auditors; and
- b. The Standalone and Consolidated results for quarter and period ended on 31st December 2019 as approved by the Board of Directors.


2. Interim Dividend:

The Board has declared an Interim Dividend of 15% i.e. Rs.0.75 per equity share of face value of Rs.5/- each amounting to Rs.45.70 crores. The record date for the purpose of payment of Interim Dividend has been fixed as 20-02-2020. The Interim dividend will be paid/ dispatched to the shareholders on or after 27-02-2020. The payment of dividend will be made within 30 days of its declaration.

This is for your information and record please.

धन्यवाद ।

भवदीय,
कृते भारतीय कंटेनर निगम लिमिटेड


(हरीश चन्द्रा)

कार्यकारी निदेशक (वित्त) एवं क. स.

28/2/20



पंजीकृत कार्यालय : कॉनकॉर भवन, सी-3, मथुरा रोड, जसोला मेट्रो स्टेशन के पास, नई दिल्ली-110076 दूरभाष : 41673093, 94, 95 & 96, फैक्स : 41673112
Regd. Office : CONCOR Bhawan, C-3, Mathura Road, New Delhi-110076, CIN : L63011DL 1988GOI030915
Tel. : 41673093, 94, 95 & 96, Fax : 41673112, ई-मेल/E-mail : co.pro@concorindia.com, वेबसाइट/ Website : www.concorindia.com

कंटेनर की बात, कॉनकॉर के साथ, Think Container, Think CONCOR

Independent Auditor's Review Report on Standalone Unaudited Quarterly Financial Results of Container Corporation of India Limited pursuant to the Regulation 33 of the SEBI (Listing Obligations and Disclosure Requirements) Regulations, 2015 for the quarter and nine months ended December 31, 2019


To
The Board of Directors
Container Corporation of India Limited
C-3, Mathura Road, Opposite Apollo Hospital,
New Delhi-110076

1. We have reviewed the accompanying statement of unaudited standalone financial results ('The Statement') of Container Corporation of India Limited ('The Company') for the period and quarter ended 31st December, 2019, attached herewith, which includes results for the period ended on that day reviewed by Branch Auditors. The statement is being submitted by the company pursuant to the requirement of Regulation 33 of the SEBI (Listing Obligation and Disclosure Requirements) Regulation 2015, as amended, read with SEBI Circular No. CIR/CFD/CMDI/44/2019 dated 29th March, 2019('the circular'). This statement is the responsibility of the Company's Management and has been approved by the Board of Directors. Our responsibility is to issue a report on these financial statements based on our review.
2. We conducted our review in accordance with the Standard on Review Engagement (SRE) 2410, "Review of Interim Financial Information Performed by the Independent auditor of the entity" issued by the Institute of Chartered Accountants of India. This standard requires that we plan and perform the review to obtain moderate assurance as to whether the financial statements are free of material misstatement. A review is limited primarily to inquiries of company personnel and analytical procedures applied to financial data and thus provide less assurance than an audit. We have not performed an audit and accordingly, we do not express an audit opinion.
3. Based on our review, nothing has come to our attention that causes us to believe that the accompanying statement of unaudited financial results prepared in accordance with applicable accounting standards and other recognized accounting practices and policies has not disclosed the information required to be disclosed in terms of Regulation 33 of the SEBI (Listing Obligations and Disclosure Requirements) Regulations, 2015 including the manner in which it is to be disclosed, or that it contains any material misstatement.

4. Emphasis of Matter

We draw the attention:



- (i) Refer note 3(a) regarding provision of Rs.861.05 crores for SEIS benefits, accounted for in financial years 2015-16 to 2018-19. The amount has been provided during the quarter ending 30th September 2019 as the amount was considered ineligible by Directorate General of Foreign Trade (DGFT).



- (ii) Refer note 4 regarding the impairment of its investment in Share Capital of its wholly owned Subsidiary, M/s Fresh & Healthy Enterprise Limited, as the company is of the view that there will be no impairment in its investment as it is implementing a re-engineering plan and has made further investment in the said Subsidiary.

Our opinion is not qualified.

For S. N. Nanda & Co.
Chartered Accountants
FRN: 000685N

S. N. Nanda
Partner
Membership No.: 805969
UDIN:20005909AAAAAH6407

Date: 07-02-2020
Place: New Delhi

Independent Auditor's Review Report on the Quarterly Unaudited Consolidated Financial Results of the Company pursuant to the Regulation 33 of the SEBI {Listing Obligations and Disclosure Requirements} Regulations, 2015, as amended

To
The Board of Directors
Container Corporation of India Ltd

1. We have reviewed the accompanying Statement of Consolidated Unaudited Financial Results of Container Corporation of India Ltd ("the Parent") and its subsidiaries (the Parent and its subsidiaries together referred to as "the Group"), and its share of the net profit/(loss) after tax and total comprehensive income / loss of its associates and jointly controlled entities for the quarter ended December 31, 2019 and for the period 01.04.2019 to 31.12.2019 ("the Statement") attached herewith, being submitted by the Parent pursuant to the requirement of Regulation 33 of the SEBI (Listing Obligations and Disclosure Requirements) Regulations, 2015, as amended ('the Regulation') read with SEBI Circular No CIR/CFD/CMDI/44/2019 dated March 29, 2019 ('the circular'). Attention is drawn to the fact that the consolidated figures for the corresponding quarter ended 31.12.2018 and the corresponding period from 01.04.2018 to 31.12.2018, as reported in these financial results have been approved by the Parent's Board of Directors, but have not been subjected to review.
2. This Statement, which is the responsibility of the Parent's Management and approved by the Parent's Board of Directors, has been prepared in accordance with the recognition and measurement principles laid down in Indian Accounting Standard 34 "Interim Financial Reporting" ("Ind AS 34"), prescribed under Section 133 of the Companies Act, 2013, and other accounting principles generally accepted in India. Our responsibility is to express a conclusion on the Statement based on our review.
3. We conducted our review of the Statement in accordance with the Standard on Review Engagements (SRE 2410 "Review of Interim Financial Information Performed by the Independent Auditor of the Entity") issued by the Institute of Chartered Accountants of India. A review of interim financial information consists of making inquiries, primarily of persons responsible for financial and accounting matters, and applying analytical and other review procedures. A review is substantially less in scope than an audit conducted in accordance with Standards on Auditing and consequently does not enable us to obtain assurance that we would become aware of all significant matters that might be identified in an audit. Accordingly, we do not express an audit opinion.

We also performed procedures in accordance with the circular issued by the SEBI under Regulation 33 (8) of the SEBI (Listing Obligations and Disclosure Requirements) Regulations, 2015, as amended, to the extent applicable.


4. The Statement includes the results of the following entities:

List of Subsidiaries:

Fresh and Health Enterprises Limited, SIDCUL CONCOR Infra Company Limited, CONCOR Air Limited, Punjab Logistics Infra Limited.


List of Jointly controlled entities:

Gateway Terminals India Private Limited, HALCON, Angul Sukinda Railway Limited, CMA CGM Logistics Park (Dadri) Private Limited, Container Gateway Limited, India Gateway Terminals Private Limited, Star Track, TCI-Concor Multi Modal Solution Private Limited, Himalayan Terminals Private Limited, All Cargo Logistics Park Private Limited, Albatross Inland Ports Private Limited, Pipavav Integrated Logistics Hub.



5. Based on our review conducted and procedures performed as stated in paragraph 3 above and based on the consideration of the review reports of the other auditors referred to in paragraph 6 below, nothing has come to our attention that causes to believe that the accompanying Statement, prepared in accordance with the recognition and measurement principles laid down in the aforesaid Indian Accounting Standard and other accounting principles generally accepted in India, has not disclosed the information required to be disclosed in terms of Regulation 33 of the SEBI (Listing Obligations and Disclosure Requirements) Regulations, 2015, as amended, including the manner in which it is to be disclosed, or that it contains any material misstatement.
6. We did not review the interim financial results and other financial information in respect of 4 subsidiaries included in the consolidated unaudited financial results, whose interim financial results/information reflect total revenues of INR 71.92 Crore, total net profit/(loss) after tax of INR (6.67) crore and total comprehensive income of INR (6.67) crore for the period ended December 31, 2019 as considered in the consolidated unaudited financial results. The consolidated unaudited financial results also includes the Group's share of net profit/(loss) after tax of INR 36.12 Crore and total comprehensive income /loss of INR 35.90 Crore for the period ended 31.12.2019, as considered in the consolidated unaudited financial results, in respect of 11 jointly controlled entities, whose interim financial statements / financial information/ financial results have not been reviewed by us. These interim financial results and other financial information have been reviewed by other auditors, whose reports have been shared with us. Our conclusion, so far as it relates to the affairs of such subsidiaries and jointly controlled entities is based solely on the report of other auditors and procedures performed by us as stated in paragraph 3 above. Our conclusion is not modified in respect of this matter.
7. The consolidated unaudited financial results also includes the Group's share of net profit/(loss) after tax of INR (0.38) crore and total comprehensive income / (loss) of INR (0.38) crore for the period ended 31.12.2019, as considered in the consolidated unaudited financial results, in respect of 1 jointly controlled entities, based on their interim financial information/ financial results which have not been reviewed/audited by their auditors. According to the information and explanations given to us by the Management, these interim financial information / financial results are not material to the Group. Our conclusion on the Statement is not modified in respect of the above matter.

For S. N. Nanda & Co.
Chartered Accountants
FRN: 000685N



S. N. Nanda
Partner
Membership No.: 005909
UDIN:20005909AAAAAH6407

Date: 07-02-2020
Place: New Delhi

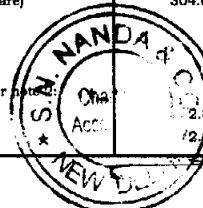
CONTAINER CORPORATION OF INDIA LIMITED

PART - I

Statement of Un-Audited Financial Results for the quarter and Nine Months ended 31st December, 2019

(` in Crores)

1	Particulars	STANDALONE						CONSOLIDATED						
		THREE MONTHS ENDED			NINE MONTHS ENDED			THREE MONTHS ENDED			NINE MONTHS ENDED			TWELVE MONTHS ENDED
		31/12/2019 (UNAUDITED)	30/09/2019 (UNAUDITED)	31/12/2018 (UNAUDITED)	31/12/2019 (UNAUDITED)	31/12/2018 (UNAUDITED)	31/03/2019 (AUDITED)	31/12/2019 (UNAUDITED)	30/09/2019 (UNAUDITED)	31/12/2018 (UNAUDITED)	31/12/2019 (UNAUDITED)	31/12/2018 (UNAUDITED)	31/03/2019 (AUDITED)	
1	Revenue from operations	1,527.58	1,738.65	1,657.07	4,905.16	5,047.62	6,881.91	1,544.74	1,755.61	1,673.07	4,955.11	5,107.51	6,956.06	
2	Other Income	62.64	63.66	74.12	184.56	205.41	334.23	65.60	44.84	66.72	178.47	187.88	317.01	
3	Total Income (1+2)	1,590.22	1,802.31	1,731.19	5,089.72	5,253.03	7,216.14	1,610.34	1,800.45	1,739.79	5,133.58	5,295.39	7,273.07	
4	Expenses													
	a) Rail freight expenses	851.39	939.69	923.71	2,686.41	2,767.39	3,731.42	851.39	939.69	923.71	2,686.41	2,767.39	3,731.42	
	b) Other Operating Expenses	159.71	225.10	180.69	592.96	573.10	786.07	168.22	231.89	190.61	618.87	611.04	829.58	
	c) Employee benefits expense	89.78	82.92	76.78	253.27	227.06	336.78	90.78	83.69	77.38	255.79	229.85	337.00	
	d) Finance Costs	5.96	8.12	0.02	25.31	0.06	0.74	8.43	10.82	1.51	32.84	4.41	6.54	
	e) Depreciation and amortisation expense	126.26	127.83	105.88	379.42	312.86	424.58	134.20	135.42	112.53	403.19	333.06	452.26	
	f) Other expenses	55.00	65.44	57.51	172.05	167.33	247.67	58.20	68.27	60.50	181.35	178.68	267.30	
	Total expenses	1,288.10	1,449.10	1,344.59	4,109.42	4,047.80	5,527.26	1,311.22	1,469.78	1,366.24	4,178.45	4,124.43	5,624.10	
5	Profit before tax (3-4)	302.12	353.21	386.60	980.30	1,205.23	1,688.88	299.12	330.67	373.55	955.13	1,170.96	1,648.97	
6	Exceptional items (Refer Note 3(a))	0.00	861.05	-	861.05	-	-	-	861.05	-	861.05	-	-	
7	Profit before tax (after Exceptional items)(5-6)	302.12	(507.84)	386.60	119.25	1,205.23	1,688.88	299.12	(530.38)	373.55	94.08	1,170.96	1,648.97	
8	Tax expense													
	a) Current tax	83.45	63.04	122.44	253.63	394.09	484.13	84.08	62.77	122.71	256.62	394.54	485.05	
	b) Deferred tax	43.18	(248.86)	(10.52)	(215.68)	(51.96)	(10.66)	43.10	(248.77)	(10.84)	(215.94)	(51.92)	(10.64)	
	c) Tax adjustments for earlier years	-	-	-	-	-	-	-	-	-	-	-	(0.01)	
9	Profit after tax (7-8)	175.49	(322.02)	274.68	81.30	863.10	1,215.41	171.94	(344.38)	261.68	53.40	828.34	1,174.57	
10	Share of profit(loss) in joint venture entities							7.40	11.67	13.92	35.74	38.09	50.02	
11	Profit for the period (9+10)	175.49	(322.02)	274.68	81.30	863.10	1,215.41	179.34	(332.71)	275.60	89.14	866.43	1,224.59	
12	Other Comprehensive Income													
	Items that will not be reclassified to profit or loss													
	(a) Remeasurement gains(losses) of defined benefit obligation	(0.20)	(0.20)	(0.79)	(0.60)	1.35	(2.86)	(0.20)	(0.20)	(0.79)	(0.60)	1.35	(2.86)	
	(b) Share of OCI in associates and JV, to the extent not to be classified into P&L							(0.10)	(0.09)	(0.12)	(0.33)	(0.30)	(0.11)	
	(c) Income tax relating to above item	0.01	0.07	0.28	0.15	(0.47)	1.00	0.08	0.10	0.32	0.26	(0.37)	1.04	
	Total Other Comprehensive Income (net of tax)	(0.19)	(0.13)	(0.51)	(0.45)	0.88	(1.86)	(0.25)	(0.19)	(0.59)	(0.67)	0.68	(1.93)	
13	Total Comprehensive Income for the period (11+12)	175.30	(322.15)	274.17	80.85	863.98	1,213.55	179.09	(332.90)	275.01	88.47	867.11	1,222.66	
14	Profit attributable to:													
	Owners of the Company							180.89	(331.95)	278.11	92.95	872.02	1,231.62	
	Non-controlling interest							(1.55)	(0.76)	(2.51)	(3.81)	(5.59)	(7.03)	
15	Other Comprehensive Income attributable to:													
	Owners of the Company							(0.25)	(0.19)	(0.59)	(0.67)	0.68	(1.93)	
	Non-controlling interest													
16	Total Comprehensive Income attributable to:													
	Owners of the Company							180.64	(332.14)	277.52	92.28	872.70	1,229.69	
	Non-controlling interest							(1.55)	(0.76)	(2.51)	(3.81)	(5.59)	(7.03)	
17	Paid up equity share capital (Face value of Rs.5/- per Share)	304.65	304.65	243.72	304.65	243.72	304.65	304.65	304.65	243.72	304.65	243.72	304.65	
18	Reserves (excluding Revaluation Reserve)												10,025.25	
19	Earnings per share (of Rs.5/- each) (not annualised) Refer note 2													
	(a) Basic (Rs.)	2.86	(5.29)	4.51	1.33	14.17	19.95	2.94	(5.46)	4.52	1.46	14.22	20.10	
	(b) Diluted (Rs.)	2.86	(5.29)	4.51	1.33	14.17	19.95	2.94	(5.46)	4.52	1.46	14.22	20.10	

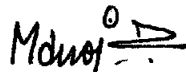


Tommas
Mand

Notes:

1. The above results have been reviewed by Audit Committee and approved by the Board of Directors in its meeting held on 07th February 2020. The Statutory Auditors have conducted the limited review audit of the above results for the quarter/period ended on 31st December 2019.
2. Board of Directors of the Company had approved sub-division of one equity share of par value of Rs.10/- each into two equity shares of Rs.5/- each in its meeting held on 30.04.2018. Consequent upon that, after taking approval from the shareholders through postal ballot, paid up share capital of the Company was Rs.243.72 crores comprising of 48,74,35,478 equity shares of Rs.5/- each. Subsequently, the Company had also allotted bonus shares to the shareholders on 07th February, 2019 after seeking the approval of the shareholders in which bonus shares were issued in the ratio of 1:4 (one bonus share for every four shares). As a result, the paid up share capital of the company increased to Rs.304.65 crores comprising of 60,92,94,348 equity shares of Rs.5/- each. Accordingly, as per requirement of Ind AS 33, the basic and diluted earnings per share for all the periods presented have been computed on the basis of new number of shares i.e., 60,92,94,348 equity shares of Rs.5/- each.
- 3(a). CONCOR had recognized during the financial year 2015-16 to 2018-19 an amount totalling to Rs.1044.03 crores as the income on account of benefit available under Service Export from India Scheme (SEIS). The availability of this benefit to CONCOR was also confirmed through legal opinions, including from Additional Solicitor General (ASG). Vide letter no. F.No.01/61/180/351/AM16/PC-3/786, dated 26th September 2019 received from Directorate General of Foreign Trade (DGFT), the Company has been informed that services towards customs transit of foreign liners sealed containers by rail transport placed under customs control to/from ICDs are not eligible for SEIS. Consequently, an estimated amount of Rs.861.05 crores for said ineligible SEIS benefit has been provided for in the quarter ended September 2019. However, the Company has filed appeal against the same at the appropriate level.
- 3(b). Further, in September 2019 quarter, other expenses include an amount of Rs. 9.15 crore provided for as estimated discount on the eligible SEIS benefit amount of Rs. 182.98 crore.
- 3(c). No income has been recognized on account of SEIS benefits in current quarter/period as no notification has been issued by Govt. for the same, which in Quarter and Period ended December 2018 was Rs. 84.46 crore and Rs. 254.85 crore respectively.
4. The Board of Directors of CONCOR in its meeting held on 26th March 2018 had approved a re-engineering plan for its wholly owned subsidiary M/s. Fresh & Healthy Enterprises Limited (FHEL) to be funded through equity infusion of Rs.44.31 crores. An amount of Rs.13.45 crores has already been infused as equity in FHEL. Further, loans granted to FHEL along with interest thereon totalling to Rs.55.89 crores have also been converted into equity share capital of FHEL on 14th June 2019. It is expected that after the complete implementation of the re-engineering plan, the performance of FHEL will improve and CONCOR's investment in it will be recovered. Accordingly, no impairment loss has been considered in the financial results of current quarter/ period.
5. Indian Accounting Standard (Ind AS)-116 "Leases" became effective from 01.04.2019 and the company has adopted the same using modified retrospective transition method where at the date of initial application, the lease liability is measured at the present value of remaining lease payments and right of use asset has been recognised at an amount equal to the lease liability. Accordingly, the comparative information for earlier periods is not restated. Application of this standard has resulted a net decrease in Profit before Tax of current period by Rs.16.61 crores (increase in Depreciation & Amortization expenses and finance cost by Rs.39.88 crores and Rs.17.27 crores respectively and decrease in other expenses by Rs.40.54 crores).
Similarly, application of this standard has resulted a net decrease in Profit before Tax of current period by Rs. 18.10 crore (increase in Depreciation & Amortization expenses and Finance Cost by Rs.43.63 crore and Rs. 19.94 crore respectively and decrease in Other Expenses by Rs.45.47 crore) in consolidated financial results.
6. The Company opted to exercise the option permitted under section 115BAA of the Income Tax Act, 1961 as introduced by the Taxation Laws (Amendment) Ordinance, 2019 and has taken 25.168% rate of Corporate Tax in its accounts. Accordingly, the Company has recognized provision for income tax for the quarter/ period ended 31st December 2019 and re-measured its deferred tax assets/ liabilities on the basis of the above option.
7. The Board of Directors has declared an Interim Dividend of Rs.0.75 Per equity share (face value of Rs. 5 per equity share) amounting to Rs.45.70 Crore.
8. Figures for the quarter ended 31st December, 2019 & quarter ended 31st December, 2018 are the balancing figures between the unaudited year to date figures for nine months ended 31st December and the unaudited published figures for the six months ended 30th September of the respective financial years.
9. Figures for the previous quarter/ period have been regrouped/reclassified, wherever considered necessary.

For & on behalf of the Board of Directors




(Manoj Kumar Dubey)

Director (Finance)

Place: New Delhi

Date : 07th February, 2020






SEGMENT WISE REVENUE, RESULTS AND CAPITAL EMPLOYED

(₹ in Crore)

	STANDALONE						CONSOLIDATED					
	THREE MONTHS ENDED			NINE MONTHS ENDED		TWELVE MONTH ENDED	THREE MONTHS ENDED			NINE MONTHS ENDED		TWELVE MONTH ENDED
	31/12/2019 (UNAUDITED)	30/09/2019 (UNAUDITED)	31/12/2018 (UNAUDITED)	31/12/2019 (UNAUDITED)	31/12/2018 (UNAUDITED)	31/03/2019 (AUDITED)	31/12/2019 (UNAUDITED)	30/09/2019 (UNAUDITED)	31/12/2018 (UNAUDITED)	31/12/2019 (UNAUDITED)	31/12/2018 (UNAUDITED)	31/03/2019 (AUDITED)
1.SEGMENT REVENUE												
EXIM	1,171.34	1,357.69	1,300.52	3,799.45	4,000.27	5,401.78	1,171.46	1,357.89	1,300.52	3,799.99	4,016.74	5,420.50
DOMESTIC UN-ALLOCABLE	356.24	380.96	356.55	1,105.71	1,047.35	1,480.13	373.28	397.72	372.55	1,155.12	1,090.77	1,533.98 1.58
TOTAL	1,527.58	1,738.65	1,657.07	4,905.16	5,047.62	6,881.91	1,544.74	1,755.61	1,673.07	4,955.11	5,107.51	6,956.06
LESS: INTER SEGMENT REVENUE												
NET SALES/INCOME FROM OPERATIONS	1,527.58	1,738.65	1,657.07	4,905.16	5,047.62	6,881.91	1,544.74	1,755.61	1,673.07	4,955.11	5,107.51	6,956.06
2.SEGMENT RESULTS												
PROFIT BEFORE TAX AND INTEREST FROM:												
EXIM	280.51	(547.17)	317.57	25.92	1,017.79	1,409.43	280.79	(548.04)	317.56	21.05	1,018.50	1,408.49
DOMESTIC UN-ALLOCABLE	2.46	19.80	25.80	41.11	71.43	94.14	(1.30)	25.36	21.64	34.43	58.33	85.21 (7.02)
TOTAL	282.97	(527.37)	343.37	67.03	1,089.22	1,503.57	279.49	(522.68)	339.20	55.48	1,076.83	1,486.68
LESS:												
(I) INTEREST EXPENDITURE	5.96	8.12	0.02	25.31	0.06	0.74	8.43	10.82	1.51	32.84	4.41	6.54
(II) OTHER UN-ALLOCABLE EXPENDITURE												
NET OFF UNALLOCABLE INCOME	(25.11)	(27.65)	(43.25)	(77.53)	(116.07)	(186.05)	(35.46)	(14.79)	(49.78)	(107.18)	(136.63)	(218.85)
TOTAL PROFIT BEFORE TAX	302.12	(507.84)	386.60	119.25	1,205.23	1,688.88	306.82	(818.71)	387.47	129.82	1,209.05	1,698.99
3.CAPITAL EMPLOYED (SEGMENT ASSETS-SEGMENT LIABILITIES)												
EXIM	3,300.83	3,385.49	3,922.13	3,300.83	3,922.13	4,089.71	3,313.23	3,393.18	3,933.47	3,313.23	3,933.47	4,101.32
DOMESTIC CAPITAL EMPLOYED IN SEGMENTS	1,488.25	1,440.37	1,128.85	1,488.25	1,128.85	1,345.02	1,866.54	1,829.18	1,541.59	1,866.54	1,541.59	1,380.35
TOTAL	4,789.08	4,825.86	5,050.98	4,789.08	5,050.98	5,434.73	5,179.77	5,222.36	5,475.06	5,179.77	5,475.06	5,481.67
ADD:												
UNALLOCABLE CORPORATE ASSETS LESS CORPORATE LIABILITIES	3,516.99	3,261.71	3,686.22	3,516.99	3,686.22	3,691.79	3,456.67	3,199.26	3,567.63	3,456.67	3,567.63	3,946.47
TOTAL	8,306.07	8,087.57	8,737.20	8,306.07	8,737.20	9,126.52	8,636.44	8,421.62	9,042.69	8,636.44	9,042.69	9,428.14
4.SEGMENT ASSETS												
EXIM	4,150.04	4,222.81	4,716.29	4,150.04	4,716.29	4,866.86	4,164.39	4,234.55	4,748.14	4,164.39	4,748.14	4,899.29
DOMESTIC UNALLOCABLE	1,664.70	1,634.09	1,333.20	1,664.70	1,333.20	1,551.45	2,107.14	2,089.87	1,723.54	2,107.14	1,723.54	1,602.27
TOTAL SEGMENT ASSETS	5,814.74	5,856.90	6,049.49	5,814.74	6,049.49	6,418.31	6,271.53	6,838.01	6,471.68	6,271.53	6,471.68	6,491.56
5.SEGMENT LIABILITIES												
EXIM	849.21	837.32	794.16	849.21	794.16	777.15	851.16	841.37	814.67	851.16	814.67	797.97
DOMESTIC UNALLOCABLE	176.45	193.72	204.35	176.45	204.35	206.43	240.60	260.69	181.95	240.60	181.95	221.92
TOTAL SEGMENT LIABILITIES	1,025.66	1,031.04	998.51	1,025.66	998.51	983.58	1,091.76	1,102.06	996.62	1,091.76	996.62	1,019.89



Money →