



RACL Geartech Ltd.

Corporate Office

B-9, Sector-3, Noida, Uttar Pradesh-201301, INDIA

Phone: +91-120-4588500 Fax: +91-120-4588513

Web: www.raclgeartech.com E-mail: info@raclgeartech.com

4th September, 2021

Listing Department
BSE Limited
25th Floor, P. J. Towers,
Dalal Street,
Mumbai - 400 001

Scrip Code: 520073

Subject: Investors Conference Call and Investor Presentation

Dear Sir/Madam,

Pursuant to Regulation 30 of the SEBI (Listing Obligations and Disclosure Requirements) Regulations, 2015, it is hereby informed that the Company conducted an Investors Conference Call on 3rd September, 2021. The Investor Presentation for the same is annexed herewith. The Audio Recording of the Conference Call has been voluntarily placed on the Website of the Company at www.raclgeartech.com.

This is for your information and record please.

Thanking You,

For RACL Geartech Limited




Shagun Bajpai
Company Secretary & Compliance Officer
ICSI Mem. No.: A45982

Registered Office

15th Floor, Eros Corporate Tower, Nehru Place, New Delhi-110019, INDIA

Phone: +91-11-66155129

CIN: L34300DL1983PLC016136

D-U-N-S Number: 65-013-7086



TS 16949 : 2009
TS 518901 - 000



QUARTERLY FINANCIAL PERFORMANCE

Q1 FY 2021-2022

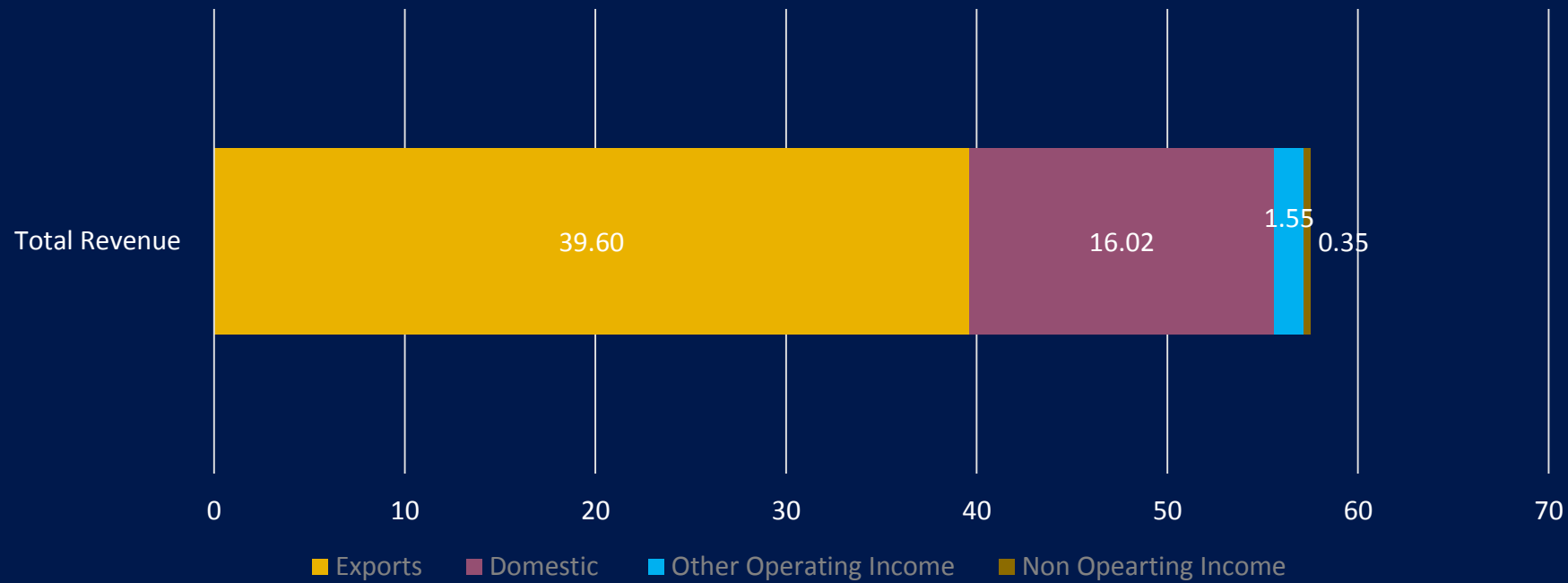
RACL Geartech Limited

Q1 Results

Total Revenue for Q1 FY 21-22



Sales (INR Cr)



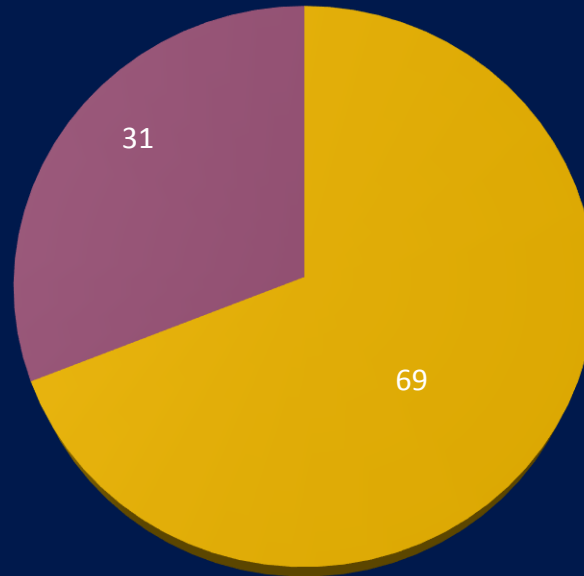
TOTAL SALES : 57.52 CRORE

Our Performance

Business Share for Q1 FY 21-22



Sales Segment



■ Exports ■ Domestic

Our Performance

Standalone Q1 Profit & Loss Statement for FY 21-22

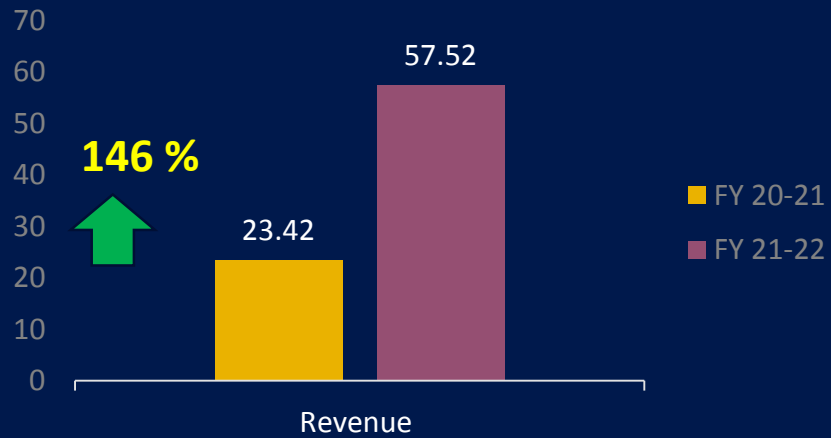


Q1 RACL Geartech	30.6.2021
Profit & Loss Statement	INR (Lakh)
INCOME	
Revenue from Operations	5717.09
Other Non Operating Income	34.71
Total Income	5751.8
EXPENSES	
Cost of Material Consumed	2076.63
Change in Inventory	-220.79
Employee benefits Exp	689.89
Finance Cost	226.62
Depriciation	408.26
Other Expenses	1876.41
Total Expense	5057.02
PROFIT BEFORE TAX	694.77
CURRENT TAX	-192.33
DEFERRED TAX	2.17
PAT	504.61
OCI GAIN	11.87
TOTAL COMPREHENSIVE INCOME	516.48

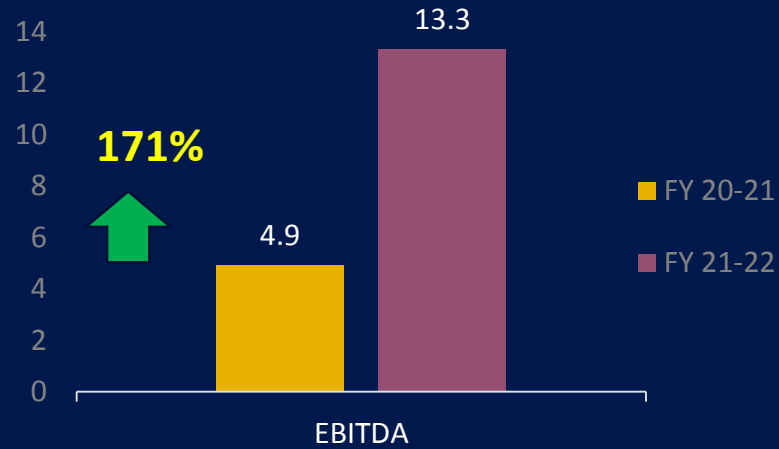
Q1 Results

YoY Q1 Sales & Profitability for FY 21-22

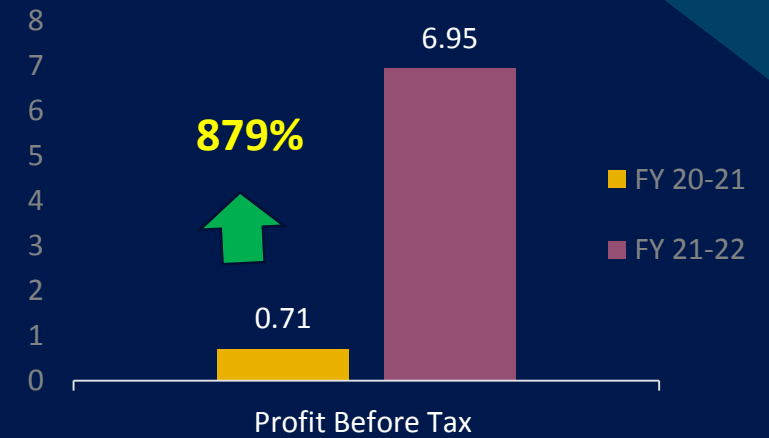
Q1 Revenue (INR Cr)



Q1 EBITDA (INR Cr)



Q1 PBT (INR Cr)



Our Standalone Performance

Profitability for FY 20-21



Name	Amount (INR Cr)	Q1 21-22 Margin %	Q1 20-21 Margin %	
Gross Profit	38.95	66.66%	68.75%	↑
EBITDA	13.31	23.35%	20.3%	↑
Profit Before Tax	6.95	12.19 %	3%	↑
Net Profit(PAT)	5.16	8.91%	5.8%	↑



Thank You.