



# Goldiam International Ltd

MANUFACTURERS & EXPORTERS OF DIAMONDS & JEWELLERY

CIN:L36912MH1986PLC041203

May 20, 2023

To, BSE Limited PhirozeJeejeebhoy Towers, Dalal Street, Mumbai- 400 001. <b>Scrip Code: 526729</b>	To, National Stock Exchange of India Limited Exchange Plaza, Bandra Kurla Complex, Mumbai- 400 051. <b>Scrip Code: GOLDIAM EQ</b>
--	---

Dear Sir/Madam,

**Sub: Outcome of Board Meeting Under Regulation 30(2) and 33 of SEBI (Listing Obligations and Disclosure Requirements) Regulations, 2015**

With regard to the captioned matter and in compliance with the SEBI (Listing Obligations and Disclosure Requirements) Regulation, 2015, this is to inform you that at the meeting of the Board of Directors of the Company held on May 20, 2023, (commenced at 12.20 p.m. and concluded at 01.05 p.m.) inter-alia approved the following items of Agenda:

1. Standalone and Consolidated Audited Financial Results for the last quarter and year ended March 31, 2023 as recommended by Audit Committee of the Company. A Copy of the said standalone and consolidated financial results and Auditors' Report are enclosed herewith.

The Audit Reports are submitted with unmodified opinion (free from any disqualifications) and a declaration to that effect is enclosed.

Further, we are also attaching herewith a copy of Press Release in connection with the audited financial results for quarter and year ended March 31, 2023. **Annexure-1**

2. Re-appointment of Secretarial Auditor for FY 2023-24:

<b>Name</b>	R. N. Shah & Associates, Company Secretaries Mr. Rajnikant N. Shah, Proprietor (ACS 1629 CP No.700)
<b>Reason for change</b>	Not Applicable, only reappointment of the same Auditor
<b>Date of re-appointment</b>	For the financial year 2023-2024
<b>Brief Profile</b>	Mr. Rajnikant N. Shah, Proprietor of R. N. Shah & Associates has been in the practice for about 33 years and has wide range of expertise in the area of Secretarial compliances.

**Registered Office**

Gems & Jewellery Complex, Santacruz Electronics Export Processing Zone, Andheri (East), Mumbai-400096. India  
Phones: (022) 28291893/28290396/28292397 Fax : (022) 28292885 Email:- [investorrelations@goldiam.com](mailto:investorrelations@goldiam.com)  
Website: [www.goldiam.com](http://www.goldiam.com)



# Goldiam International Ltd

MANUFACTURERS & EXPORTERS OF DIAMONDS & JEWELLERY

CIN:L36912MH1986PLC041203

3. Approved the proposal to buyback up to **21,79,493 fully paid up equity shares (Twenty One Lakhs Seventy Nine Thousand Four Hundred Ninety Three only)** of the Company for an aggregate amount not exceeding **Rs.32,69,23,950/- (Rupees Thirty Two crores Sixty Nine lakhs Twenty Three Thousand Nine Hundred Fifty only)** (hereinafter referred to as the "Buyback Size"), being 2% of the total paid-up equity share capital and 12.47% and 5.78% of the total paid-up equity share capital and free reserves of the Company based on the audited standalone financial statements and consolidated financial statements respectively of the Company as on March 31, 2023, at a price of **Rs.150/- (Rupees One hundred Fifty only)** per equity share (hereinafter the "Buyback Price" and such buyback, the "Buyback").

The Buyback is proposed to be made from the existing shareholders of the Company as on the record date on a proportionate basis under the tender offer route using the stock exchange mechanism in accordance with the provisions contained in the SEBI (Buy Back of Securities) Regulations, 2018 ("Buyback Regulations") and the Companies Act, 2013 and rules made thereunder (including any statutory modification(s) or re-enactment of the Companies Act, 2013 or Buyback Regulations).

The Buyback Size does not include transaction costs viz. brokerage, applicable taxes such as Buyback tax, securities transaction tax, GST, stamp duty, any expenses incurred or to be incurred for the Buyback like filing fees payable to the Securities and Exchange Board of India, advisors fees, public announcement publication expenses, printing and dispatch expenses and other incidental and related expenses.

Members of the promoter and promoter group of the Company have indicated their intention to participate in the proposed Buyback.

The proposed Buyback is subject to approval of shareholders by means of a special resolution through a postal ballot. The public announcement setting out the process, timelines and other requisite details will be released in due course in accordance with the Buyback Regulations.

The Company has formed a buyback committee to oversee and implement the Buyback and to do all such acts, deeds, matters and things as it may, in its absolute discretion, deem necessary, expedient, usual or proper in connection with the proposed Buyback.

The pre-Buyback shareholding pattern as at May 12, 2023 is enclosed as **Annexure-2**.

4. Draft Notice of Postal ballot for approval of items mentioned in Pt (3) above by the shareholders' of the Company.
5. Re-appointment of Internal Auditors for FY 2023-24:

<b>Name</b>	J. H. Shah & Associates, Chartered Accountants FRN:130825W Mrs. Janki Shah, Proprietor
<b>Reason for change</b>	Not Applicable, reappointment of the same Auditor
<b>Date of re-appointment</b>	For the financial year 2023-2024

## Registered Office

Gems & Jewellery Complex, Santacruz Electronics Export Processing Zone, Andheri (East), Mumbai-400096. India  
Phones: (022) 28291893/28290396/28292397 Fax : (022) 28292885 Email:- [investorrelations@goldiam.com](mailto:investorrelations@goldiam.com)

Website: [www.goldiam.com](http://www.goldiam.com)



# Goldiam International Ltd

MANUFACTURERS & EXPORTERS OF DIAMONDS & JEWELLERY

CIN:L36912MH1986PLC041203

<b>Brief Profile</b>	Mrs. Janki Shah, Proprietor of J. H. Shah & Associates has been in the practice for about 10 years and has wide range of expertise in the area of direct-indirect taxation and Internal audits, process management.
----------------------	---

The same may please be taken on record and suitably disseminated to all concerned.

Yours faithfully,  
For **Goldiam International Limited**

**Pankaj Parkhiya**  
**Company Secretary & Compliance Officer**

Encl.: As above

#### Registered Office

Gems & Jewellery Complex, Santacruz Electronics Export Processing Zone, Andheri (East), Mumbai-400096. India  
Phones: (022) 28291893/28290396/28292397 Fax : (022) 28292885 Email:- [investorrelations@goldiam.com](mailto:investorrelations@goldiam.com)  
Website: [www.goldiam.com](http://www.goldiam.com)

## PRESS RELEASE

### Goldiam International reports FY23 results

#### Margins remain intact despite economic headwinds

- Even as record high Inflation in the USA bites discretionary spending, Goldiam's efficient raw material procurement, omni-channel strategy, and focus on lab grown diamonds strengthened EBITDA margins for FY23.
- Maintains consistency in distribution of profits in FY23 despite volatile environment, distributed dividend of ₹ 217.95 Mn for FY23 and proposes share Buy Back of ₹ 326.92 mn

**Mumbai, May 20, 2023:** Goldiam International Ltd. (Goldiam), an integrated manufacturer and supplier of fine diamond jewellery to leading retailers and wholesalers in the USA, has announced its results for the financial year ended March 2023.

#### **FY23 key highlights**

Goldiam's FY23 revenue declined by 22% Y-o-Y basis. The decline in revenue was on account of economic headwinds in Goldiam's largest market – USA. Record high inflation, coupled with higher interest rates leading to multifold increases in mortgage payments & a squeeze on discretionary spending among mid-income segments in the US. Accordingly, the reduction in discretionary spend affected sales of fine jewellery in FY23 in the US, resulting in a year of destocking and revenue headwinds. Goldiam partnered with key retailers in inventory realignment exercise by running strategic discount programs. This impacted margins during Q4FY23.

Despite the decline in revenue, the company's FY23 EBITDA margin remained healthy, growing to 22.5%.

#### **Company-led strategic initiatives leading to margin sustainability**

Goldiam was early to respond to the demand headwinds and reworked its strategies to minimise any major impact on the operations. The Company's strategy of sourcing natural diamonds strategically, and the increased focus on Lab-grown diamonds and omnichannel business model protected the company's Gross margins for FY23 at 36% as against 31% in FY22.

The Company laid additional focus on online deliveries which also aided us in quick working capital days turnaround, with advantages of our rapid delivery allowing us to be competitively intense in this category. Our strong delivery mechanism resulted into 100% fulfilment of its On-Time Delivery within 7 days for its e-com orders.

Lab-Grown Diamond Jewelry sales have also sizably aided in enhancing our Company's overall profile as an integrated jewelry source amongst large retailers. We are seeing increasing traction in & demand transition to this category, with FY24 slated to be a year of special significance due to strong consumer adoption. While this category has faced some price erosion in FY23, we believe this has bottomed out as on date, with Goldiam being well placed to ride growth due to its integrated nature of operations.

### Distribution of Profits to Shareholders, as per Policy -

Such efforts have further helped the Company in distributing the profits among its shareholders even during such a volatile period. The Company for FY23 has already distributed dividends to the tune of ₹217.95 mn and has now proposed a buyback of ₹326.92 mn., up to 2% of the equity of the company to be bought back. The company's current consolidated liquidity position (cash + Investments) stands at approx. ₹2568.13 million, sizably growing in the year.

### Financial Highlights (Consolidated) – Q4 & FY23

Particulars (₹ in Mn)	Q4FY23	Q4FY22	YoY%	FY23	FY22	YoY%
Revenue	1349	1585	-15%	5543	7124	-22%
EBITDA	226	337	-33%	1250	1547	-19%
EBITDA margin	16.7%	21.3%	(456 bps)	22.5%	21.7%	83 bps
PAT	162	228	-29%	852	1060	-20%

Consolidated Revenue during FY23 stood at ₹5,543 mn, which was lower by 22.3% YoY. This was due to the unavoidable impact of high inflationary conditions in the USA. The Company's Lab-grown offerings, continue to grow traction. Share of Lab grown jewellery in overall mix stands at 23% in FY23.

Commenting on the FY23 results, **Mr. Rashesh Bhansali, Executive Chairman of Goldiam International**, said, "When we began FY23, the path was waning towards uncharted territory. There were many headwinds to begin with the likes of Record-breaking Inflation, higher interest rates and coupled with geopolitical disturbances which impacted the global supply chain. Even though the situation hasn't completely stabilised, some green shoots are visible in the offing. We draw parlance from the Black Friday sales this year which spares us some optimism going ahead in the upcoming festive season, with current open orders of close to ₹1000 million.

We remain completely vigilant about the situation and thus keep on pivoting at our operations and offerings level. We worked closely with our large retailers and offered tactical discounts for better inventory management, which in turn aided the company's revenue. We remained focused on Lab-grown diamonds and are witnessing surprising & rapid consumer adoption and shift in spend to this category. The company also took an opportunity to improve its online/e-com offerings which are very lucrative on the working capital front. These all-combined efforts helped the company in protecting the margins and keeping its balance sheet healthy. As a result, the company was able to distribute its profits among the shareholder seamlessly and consistently despite the volatile environment.

Goldiam is on a transformational journey. The company's focus is to transition further into lab-grown diamond and e-commerce spaces which are healthier and more profitable business models, with consumer tailwinds. We remain buoyant on journey of Lab-grown jewellery as it becoming more popular among young customers, and the management is evaluating various omnichannel strategies to make an early breakthrough in the domestic market."

### About Goldiam International

Goldiam International Limited (NSE: GOLDIAM, BSE: 526729) is a 3-decade-old preferred OEM partner and exporter of exquisitely designed and luxurious diamond jewellery. Functioning as the manufacturer of choice to many of the leading global branded retailers, departmental stores and wholesalers across American markets, the Company is also renowned for utilising responsibly sourced diamonds, leveraging cutting-edge technologies and efficient manufacturing processes for optimal

costings and quick delivery lead times. Targeting the mid-to-affordable diamond & bridal jewellery segments, Goldiam has a dedicated sales office in New York, with design teams in both India and the USA.

**Forward-Looking Statement:**

Certain statements in this document may be forward-looking statements. Such forward-looking statements are subject to certain risks and uncertainties like regulatory changes, local political or economic developments, technological risks, and many other factors that could cause our actual results to differ materially from those contemplated by the relevant forward-looking statements. Goldiam International Limited will not be in any way responsible for any action taken based on such statements and undertakes no obligation to publicly update these forward-looking statements to reflect subsequent events or circumstances.

**For more information, please contact**

Pankaj Parkhiya  
Company Secretary & Compliance Officer  
Goldiam International  
pankaj@goldiam.com

Mehul Mehta  
CEO  
Dissero Consulting  
Dissero\_Clients@dissero.co.in



**PULINDRA PATEL & CO.**  
**CHARTERED ACCOUNTANTS**

Office No. A-1004, Paras Business Center, Kasturba Road No.1, Near Borivali Station East, Borivali East, Mumbai – 400 066,  
Office (Tel) +022-28069664,022-22056233,022-68844594,+91-9322268243,Office (M) +91-9619908533  
Email : caoffice@pulindrapatel.com, pulindra\_patel@hotmail.com

**Independent Auditor's Report on Annual Financial Results of Goldiam International Limited Pursuant To Regulation 33 and 52 of the Securities and Exchange Board of India (Listing Obligations and Disclosure Requirements) Regulations, 2015.**

To  
The Board of Directors,  
Goldiam International Limited,  
Gems & Jewellery Complex,  
SEEPZ, Andheri (East),  
Mumbai - 400 096.

**Opinion**

We have audited the accompanying statement of standalone financial results of **GOLDIAM INTERNATIONAL LIMITED** (the company) for the, Quarter and year ended March 31, 2023 ("the Statement"), being submitted by the Company pursuant to the requirement of Regulation 33 and 52 of the SEBI (Listing Obligations and Disclosure Requirements) Regulations, 2015, as amended ("Listing Regulations").

In our opinion and to the best of our information and according to the explanations given to us, the Statement:

- (i) is presented in accordance with requirements of Regulation 33 and 52 of the SEBI (Listing Obligations and Disclosure Requirements) Regulations, 2015, as amended in this regard; and
- (ii) gives a true and fair view in conformity with the recognition and measurement principles laid down in the applicable Indian Accounting Standards and other accounting principles generally accepted in India of the net profit and other comprehensive income and other financial information of the Company for the quarter and the year ended March 31, 2023.

**Basis for Opinion**

We conducted our audit in accordance with the Standards on Auditing ("SAs") specified under section 143(10) of the Companies Act, 2013 ("the Act"). Our responsibilities under those Standards are further described in the *Auditor's Responsibilities for the Audit of the*

...2...





*Standalone Financial Results* section of our report. We are independent of the Company in accordance with the Code of Ethics issued by the Institute of Chartered Accountants of India ("ICAI") together with the ethical requirements that are relevant to our audit of the financial results under the provisions of the Act and the Rules there under, and we have fulfilled our other ethical responsibilities in accordance with these requirements and the Code of Ethics issued by ICAI. We believe that the audit evidence we have obtained is sufficient and appropriate to provide a basis for our opinion.

### **Management's Responsibilities for the Standalone Financial Results**

This Statement, which is the responsibility of the Company's Management and approved by the Board of Directors, has been prepared on the basis of standalone financial statements. The Company's Board of Directors are responsible for the preparation and presentation of the standalone financial results that give a true and fair view of the net profit and other comprehensive income and other financial information of the Company in accordance with the recognition and measurement principles laid down in Indian Accounting Standards ("Ind AS") prescribed under section 133 of the Act read with the relevant rules issued there under and other accounting principles generally accepted in India and in compliance with Regulation 33 and 52 of the Listing Regulations. This responsibility also includes maintenance of adequate accounting records in accordance with the provisions of the Act for safeguarding of the assets of the Company and for preventing and detecting frauds and other irregularities; selection and application of appropriate accounting policies; making judgments and estimates that are reasonable and prudent; and design, implementation and maintenance of adequate internal financial controls that were operating effectively for ensuring the accuracy and completeness of the accounting records, relevant to the preparation and presentation of the standalone financial results that give a true and fair view and are free from material misstatement, whether due to fraud or error.

In preparing the standalone financial results, the Board of Directors are responsible for assessing the Company's ability to continue as a going concern, disclosing, as applicable, matters related to going concern and using the going concern basis of accounting unless the Board of Directors either intends to liquidate the Company or to cease operations, or has no realistic alternative but to do so.

The Board of Directors are also responsible for overseeing the financial reporting process of the Company.

### **Auditor's Responsibilities for the Audit of the Standalone Financial Results**

Our objectives are to obtain reasonable assurance about whether the standalone financial results as a whole are free from material misstatement, whether due to fraud or error, and to issue an auditor's report that includes our opinion. Reasonable assurance is a high level of assurance, but is not a guarantee that an audit conducted in accordance with SAs will always detect a material misstatement when it exists. Misstatements can arise from fraud or error and are considered material if, individually or in the aggregate, they could reasonably be expected to influence the economic decisions of users taken on the basis of these standalone financial results.



...3...



As part of an audit in accordance with SAs, we exercise professional judgment and maintain professional skepticism throughout the audit. We also:

- Identify and assess the risks of material misstatement of the standalone financial results, whether due to fraud or error, design and perform audit procedures responsive to those risks, and obtain audit evidence that is sufficient and appropriate to provide a basis for our opinion. The risk of not detecting a material misstatement resulting from fraud is higher than for one resulting from error, as fraud may involve collusion, forgery, intentional omissions, misrepresentations, or the override of internal control.
- Obtain an understanding of internal control relevant to the audit in order to design audit procedures that are appropriate in the circumstances. Under Section 143(3) (i) of the Act, we are also responsible for expressing our opinion through a separate report on the complete set of standalone financial statements on whether the company has adequate internal financial controls with reference to standalone financial statements in place and the operating effectiveness of such controls.
- Evaluate the appropriateness of accounting policies used and the reasonableness of accounting estimates and related disclosures made by the Board of Directors.
- Conclude on the appropriateness of the Board of Directors' use of the going concern basis of accounting and, based on the audit evidence obtained, whether a material uncertainty exists related to events or conditions that may cast significant doubt on the Company's ability to continue as a going concern. If we conclude that a material uncertainty exists, we are required to draw attention in our auditor's report to the related disclosures in the financial results or, if such disclosures are inadequate, to modify our opinion. Our conclusions are based on the audit evidence obtained up to the date of our auditor's report. However, future events or conditions may cause the Company to cease to continue as a going concern.
- Evaluate the overall presentation, structure and content of the standalone financial results, including the disclosures, and whether the financial results represent the underlying transactions and events in a manner that achieves fair presentation.

We communicate with those charged with governance regarding, among other matters, the planned scope and timing of the audit and significant audit findings, including any significant deficiencies in internal control that we identify during our audit.



...4...

We also provide those charged with governance with a statement that we have complied with relevant ethical requirements regarding independence, and to communicate with them all relationships and other matters that may reasonably be thought to bear on our independence, and where applicable, related safeguards.

### Other Matters

The Statement includes the results for the quarter ended March 31, 2023 being the balancing figures between the audited figures in respect of the full financial year and the published unaudited year to date figures up to the third quarter of the current financial year which were subject to limited review by us.



Place : Mumbai  
Date : 20th May, 2023

For Pulindra Patel & Co.  
Chartered Accountants  
Firm Reg. No.115187W

*Pulindra M. Patel*

Pulindra Patel

Proprietor

Membership No. 048991

UDIN: 23048991BGWINC1996



**PULINDRA PATEL & CO.**  
**CHARTERED ACCOUNTANTS**

Office No. A-1004, Paras Business Center, Kasturba Road No.1, Near Borivali Station East, Borivali East, Mumbai – 400 066,

Office (Tel) +022-28069664,022-22056233,022-68844594,+91-9322268243,Office (M) +91-9619908533  
Email : caoffice@pulindrapatel.com, pulindra\_patel@hotmail.com

**Independent Auditor's Report on Consolidated Financial Results of Goldiam International Limited Pursuant to Regulation 33 and 52 of the Securities and Exchange Board of India (Listing Obligations and Disclosure Requirements) Regulations, 2015.**

To  
The Board of Directors,  
Goldiam International Limited,  
Gems & Jewellery Complex,  
SEEPZ, Andheri (East),  
Mumbai - 400 096.

**Opinion**

We have audited the accompanying statement of Consolidated financial results of **GOLDIAM INTERNATIONAL LIMITED** (herein after referred to as the "Holding Company") and its subsidiaries (Holding company and its subsidiaries together referred to as "the Group"), its associates for the, Quarter and year ended March 31, 2023 ("the Statement"), attached herewith, being submitted by the Holding Company pursuant to the requirement of Regulation 33 and 52 of the SEBI (Listing Obligations and Disclosure Requirements) Regulations, 2015, as amended ("Listing Regulations").

In our opinion and to the best of our information and according to the explanations given to us and based on consideration of reports of other auditors on separate audited financial statements of the subsidiaries and associates, the consolidated financial results:

- (i) The statement includes the audited financial result and Financial review/information of the following Subsidiaries and Associates;
- Goldiam Jewellery Limited - Subsidiary
  - Diagold Designs Limited - Subsidiary
  - Goldiam USA Inc. - Subsidiary
  - Eco-Friendly Diamonds LLP - Subsidiary
- (ii) is presented in accordance with requirements of Regulation 33 and 52 of the SEBI (Listing Obligations and Disclosure Requirements) Regulations, 2015, as amended in this regard; and
- (iii) gives a true and fair view in conformity with the recognition and measurement principles laid down in the applicable Indian Accounting Standards and other accounting principles generally accepted in India of the net profit and other comprehensive income and other financial information of the Group for the quarter and the year ended March 31, 2023.



...2...

## **Basis for Opinion**

We conducted our audit in accordance with the Standards on Auditing (“SAs”) specified under section 143(10) of the Companies Act, 2013 (“the Act”). Our responsibilities under those Standards are further described in the *Auditor’s Responsibilities for the Audit of the Consolidated Financial Results* section of our report. We are independent of the Group in accordance with the Code of Ethics issued by the Institute of Chartered Accountants of India (“ICAI”) together with the ethical requirements that are relevant to our audit of the financial results under the provisions of the Act and the Rules there under, and we have fulfilled our other ethical responsibilities in accordance with these requirements and the Code of Ethics issued by ICAI. We believe that the audit evidence obtained by us along with the consideration of audit reports of the other auditors referred to in sub paragraph (a) of the “Other Matters” paragraph below, is sufficient and appropriate to provide a basis for our opinion on the consolidated financial results.

## **Management’s Responsibilities for the Consolidated Financial Results**

This Statement, which is the responsibility of the Company’s Management and approved by the Board of Directors, has been prepared on the basis of consolidated financial statements. The Company’s Board of Directors are responsible for the preparation and presentation of the consolidated financial results that give a true and fair view of the net profit and other comprehensive income and other financial information of the Company in accordance with the recognition and measurement principles laid down in Indian Accounting Standards (“Ind AS”) prescribed under section 133 of the Act read with the relevant rules issued there under and other accounting principles generally accepted in India and in compliance with Regulation 33 and 52 of the Listing Regulations. The respective Board of Directors of the Company included in Group are responsible for maintenance of adequate accounting records in accordance with the provisions of the Act for safeguarding of the assets of the Group and for preventing and detecting frauds and other irregularities; selection and application of appropriate accounting policies; making judgments and estimates that are reasonable and prudent; and design, implementation and maintenance of adequate internal financial controls that were operating effectively for ensuring the accuracy and completeness of the accounting records, relevant to the preparation and presentation of the consolidated financial results that give a true and fair view and are free from material misstatement, whether due to fraud or error.

In preparing the consolidated financial results, the respective Board of Directors are responsible for assessing the Company’s ability to continue as a going concern, disclosing, as applicable, matters related to going concern and using the going concern basis of accounting unless the Board of Directors either intends to liquidate their respective entities or to cease operations, or has no realistic alternative but to do so.

The respective Board of Directors of the companies included in the Group and its associate is responsible for overseeing the financial reporting process of each Company.

...3...






### **Auditor's Responsibilities for the Audit of the Consolidated Financial Results**

Our objectives are to obtain reasonable assurance about whether the consolidated financial results as a whole are free from material misstatement, whether due to fraud or error, and to issue an auditor's report that includes our opinion. Reasonable assurance is a high level of assurance, but is not a guarantee that an audit conducted in accordance with SAs will always detect a material misstatement when it exists. Misstatements can arise from fraud or error and are considered material if, individually or in the aggregate, they could reasonably be expected to influence the economic decisions of users taken on the basis of these consolidated financial results.

As part of an audit in accordance with SAs, we exercise professional judgment and maintain professional skepticism throughout the audit. We also:

- Identify and assess the risks of material misstatement of the consolidated financial results, whether due to fraud or error, design and perform audit procedures responsive to those risks, and obtain audit evidence that is sufficient and appropriate to provide a basis for our opinion. The risk of not detecting a material misstatement resulting from fraud is higher than for one resulting from error, as fraud may involve collusion, forgery, intentional omissions, misrepresentations, or the override of internal control.
- Obtain an understanding of internal control relevant to the audit in order to design audit procedures that are appropriate in the circumstances. Under Section 143(3) (i) of the Act, we are also responsible for expressing our opinion through a separate report on the complete set of consolidated financial statements on whether the company has adequate internal financial controls with reference to consolidated financial statements in place and the operating effectiveness of such controls.
- Evaluate the appropriateness of accounting policies used and the reasonableness of accounting estimates and related disclosures made by the Board of Directors.
- Conclude on the appropriateness of the Board of Directors' use of the going concern basis of accounting and, based on the audit evidence obtained, whether a material uncertainty exists related to events or conditions that may cast significant doubt on the Company's ability to continue as a going concern. If we conclude that a material uncertainty exists, we are required to draw attention in our auditor's report to the related disclosures in the financial results or, if such disclosures are inadequate, to modify our opinion. Our conclusions are based on the audit evidence obtained up to the date of our auditor's report. However, future events or conditions may cause the Company to cease to continue as a going concern.
- Evaluate the overall presentation, structure and content of the consolidated financial results, including the disclosures, and whether the financial results represent the underlying transactions and events in a manner that achieves fair presentation.



...4...

- Obtain sufficient appropriate audit evidence regarding the financial results/financial information of the entities within the Group and its associate to express an opinion on the consolidated financial results. We are responsible for the direction, supervision and performance of the audit of financial information of such entities included in the consolidated results of which we are the independent auditors. For the other entities included in the consolidated financial results, which have been audited by other auditors, such other auditors remain responsible for the direction, supervision and performance of the audits carried out by them.

We remain solely responsible for our audit opinion. Our responsibilities in this regard are further described in para (a) of the section titled "Other Matters" in this audit report.

We communicate with those charged with governance regarding, among other matters, the planned scope and timing of the audit and significant audit findings, including any significant deficiencies in internal control that we identify during our audit.

We also provide those charged with governance with a statement that we have complied with relevant ethical requirements regarding independence, and to communicate with them all relationships and other matters that may reasonably be thought to bear on our independence, and where applicable, related safeguards.

We also performed procedures in accordance with the circular issued by the SEBI under regulation 33(8) of the Listing Regulations, as amended, to the extent applicable.

#### **Other Matters**

- (a) The Consolidated financial results/statement include the reviewed financial results of one subsidiary, whose financial statement reflects totals assets of Rs. 31,337.60 lakhs as at March 31, 2023 and total revenue of Rs. 42,146.77 lakhs, net profit after tax Rs. 339.90 lakhs and total comprehensive income of Rs. 339.90 lakh for the year ended on that date respectively. These financial Results/statement and other financial information have been reviewed by their respective independent auditors. The Review reports on financial results/statement of the entity have been furnished to us by the management and our opinion on the consolidated financial results, in so far as it relates to the amounts and disclosures included in respect of these entity, is based solely on the report of such auditors and the procedures performed by us are as stated in the paragraph above.



...5...

Subsidiary is located outside India whose financial results has been prepared in accordance with accounting principles generally accepted in such country and which has been reviewed by the other auditors under generally accepted auditing Standard applicable in that country. The company's managements has converted the Financial result of such subsidiary located outside India from accounting principles Generally accepted in that country to Indian Accounting Standards ('Ind AS') prescribed under section 133 of the Companies Act, 2013. Our conclusion in so far as it relates to the balances and affairs of such subsidiary located outside India is based on the reports of other auditors and conversion adjustment prepared by the management of the company and reviewed by another Chartered Accountant whose reports has been furnished to us on which we placed reliance.

Our opinion on the consolidated financial results is not modified in respect of the above matters with respect to our reliance on the work done and reports of the other auditors.

- (b) The Statement includes the results for the quarter ended March 31, 2023 being the balancing figures between the audited figures in respect of the full financial year and the published unaudited year to date figures up to the third quarter of the current financial year which were subject to limited review by us.



Place : Mumbai  
Date : 20th May, 2023

For Pulindra Patel & Co.  
Chartered Accountants  
Firm Reg. No.115187W

*Pulindra m.p.*


Pulindra Patel

Proprietor

Membership No. 048991

UDIN: 23048991BGWIND1042





# Goldiam International Ltd

MANUFACTURERS & EXPORTERS OF DIAMONDS & JEWELLERY  
CIN:L36912MH1986PLC041203

May 20, 2023

To, BSE Limited PhirozeJeejeebhoy Towers, DalalStreet,Mumbai- 400 001. Scrip Code: 526729	To, National Stock Exchange of India Limited Exchange Plaza, BandraKurlaComplex, Mumbai- 400 051. Scrip Code: GOLDIAM EQ
---	--

Dear Sir/Madam,

**Sub:-Declaration in terms of Regulations 33(3)(d) of SEBI (Listing Obligations & Disclosure Requirements) Regulations, 2015**

In terms of second proviso to Regulation 33(3)(d) of SEBI (Listing Obligations and Disclosure Requirements) Regulations, 2015, as amended, we confirm that the Statutory Auditors of the Company have given an unmodified opinion on the Annual Audited Financial results (Standalone and Consolidated) of the Company for the financial year ended March 31, 2023.

Thanking you,

Yours faithfully,  
For **Goldiam International Limited**

**Rashesh M. Bhansali**  
Executive Chairman  
DIN:-00057931

**Darshana Faldu**  
Chief Financial Officer

**Registered Office**

Gems & Jewellery Complex, Santacruz Electronics Export Processing Zone, Andheri (East), Mumbai-400096. India  
Phones: (022) 28291893/28290396/28292397 Fax : (022) 28292885 Email:- [investorrelations@goldiam.com](mailto:investorrelations@goldiam.com)  
Website: [www.goldiam.com](http://www.goldiam.com)

**GOLDIAM INTERNATIONAL LIMITED**

GEMS & JEWELLERY COMPLEX, SEEPZ, ANDHERI (EAST), MUMBAI 400 096

CIN:L36912MH1986PLC041203.TEL:(022) 28291893. FAX:(022) 28290418.Email:investorrelations@goldiam.com. Website: www.goldiam.com

**Audited Financial Statement of Standalone & Consolidated for the Quarter and year ended March 31, 2023**

(Rs. In Lakhs)

	Particulars	Standalone					Consolidated				
		Figures for the Quarter ended on			Figures for the Year ended on		Figures for the Quarter ended on			Figures for the Year ended on	
		31/03/23 Audited	31/12/22 Unaudited	31/03/22 Audited	31/03/23 Audited	31/03/22 Audited	31/03/23 Audited	31/12/22 Unaudited	31/03/22 Audited	31/03/23 Audited	31/03/22 Audited
	<b>Income</b>										
1	Revenue From Operations	6,544.39	7,332.93	9,379.88	30,344.78	39,072.81	13,494.81	17,817.78	15,238.87	53,318.43	68,774.32
2	Other Income	855.90	549.53	424.88	2,760.81	2,893.01	(5.08)	741.16	613.22	2,110.68	2,464.56
3	<b>Total Income</b>	<b>7,400.29</b>	<b>7,882.46</b>	<b>9,804.76</b>	<b>33,105.59</b>	<b>41,965.82</b>	<b>13,489.73</b>	<b>18,558.94</b>	<b>15,852.09</b>	<b>55,429.11</b>	<b>71,238.88</b>
	<b>Expenses</b>										
4	a) Cost Of Materials Consumed	5,555.09	5,173.88	6,288.20	22,614.23	26,759.10	7,432.38	7,926.21	9,291.44	38,431.59	44,613.22
	b) Purchase Of Stock-In-Trade	199.81	224.42	2,230.47	642.92	5,563.78	1,087.83	1,107.16	2,959.17	4,204.29	10,087.51
	c) Change In Inventories Of Finished Goods, Work-In-Progress And Stock-In-Trade	(116.04)	13.68	(380.19)	54.27	(401.12)	261.90	3,892.59	(1,397.32)	(7,351.38)	(6,050.20)
	d) Employee Benefits Expense	181.97	259.40	165.96	1,028.90	977.03	509.72	556.99	536.44	2,433.89	2,693.68
	e) Finance Costs	-	(6.43)	(29.52)	2.75	34.90	(6.87)	(28.98)	(37.73)	10.06	67.80
	f) Depreciation And Amortization Expense	53.78	53.79	59.84	213.94	234.28	202.49	181.35	139.66	738.81	538.72
	g) Other Expenses	398.92	360.99	366.13	1,568.06	1,697.23	1,942.59	1,055.07	1,089.27	5,215.10	4,425.48
	<b>Total Expenses</b>	<b>6,273.53</b>	<b>6,079.73</b>	<b>8,700.89</b>	<b>26,125.07</b>	<b>34,865.20</b>	<b>11,430.04</b>	<b>14,690.39</b>	<b>12,580.93</b>	<b>43,682.36</b>	<b>56,376.21</b>
5	<b>Profit / (Loss) before Exceptional And Tax (3 ± 4)</b>	<b>1,126.76</b>	<b>1,802.73</b>	<b>1,103.87</b>	<b>6,980.52</b>	<b>7,100.62</b>	<b>2,059.69</b>	<b>3,868.55</b>	<b>3,271.16</b>	<b>11,746.75</b>	<b>14,862.67</b>
6	Exceptional Items	-	-	-	-	-	-	-	-	-	-
7	<b>Profit / (Loss) before Tax (5 ± 6)</b>	<b>1,126.76</b>	<b>1,802.73</b>	<b>1,103.87</b>	<b>6,980.52</b>	<b>7,100.62</b>	<b>2,059.69</b>	<b>3,868.55</b>	<b>3,271.16</b>	<b>11,746.75</b>	<b>14,862.67</b>
8	Tax Expense										
	a) Current Tax	105.80	384.38	233.63	1,330.00	1,382.63	574.37	862.36	914.46	3,396.91	4,088.83
	b) Deferred Tax	(31.52)	28.86	(123.54)	(37.06)	(22.39)	(136.41)	122.53	74.28	(169.01)	178.03
9	<b>Profit / (Loss) for the Period from continuing operation (7 ± 8)</b>	<b>1,052.48</b>	<b>1,389.49</b>	<b>993.78</b>	<b>5,687.58</b>	<b>5,740.38</b>	<b>1,621.73</b>	<b>2,883.66</b>	<b>2,282.42</b>	<b>8,518.85</b>	<b>10,595.81</b>
10	Profit/(Loss) from discontinuing operation	-	-	-	-	-	-	-	-	-	-
11	Tax expenses of Discontinuing operation	-	-	-	-	-	-	-	-	-	-
12	<b>Profit/(Loss) from discontinuing operation (after tax) (10 ± 11)</b>	<b>-</b>	<b>-</b>	<b>-</b>	<b>-</b>	<b>-</b>	<b>-</b>	<b>-</b>	<b>-</b>	<b>-</b>	<b>-</b>
13	<b>Profit / (Loss) for the Period (9 ± 12)</b>	<b>1,052.48</b>	<b>1,389.49</b>	<b>993.78</b>	<b>5,687.58</b>	<b>5,740.38</b>	<b>1,621.73</b>	<b>2,883.66</b>	<b>2,282.42</b>	<b>8,518.85</b>	<b>10,595.81</b>
14	<b>Other Comprehensive Income (OCI)</b>										
	a) Items That Will Not Be Reclassified To Profit Or Loss	112.96	130.93	94.49	342.24	713.01	187.21	64.13	751.35	507.95	1,596.65
	b) Items The Will Be Reclassifies To Profit Or Loss	1.08	0.73	3.09	4.08	8.25	2.35	1.52	4.62	10.12	14.10
15	<b>Total Comprehensive Income for the period (13±14)</b>	<b>1,166.52</b>	<b>1,521.15</b>	<b>1,091.36</b>	<b>6,033.90</b>	<b>6,461.64</b>	<b>1,811.29</b>	<b>2,949.31</b>	<b>3,038.39</b>	<b>9,036.92</b>	<b>12,206.56</b>



*Amul*



Particulars	Standalone					Consolidated				
	Figures for the Quarter ended on			Figures for the Year ended on		Figures for the Quarter ended on			Figures for the Year ended on	
	31/03/23 Audited	31/12/22 Unaudited	31/03/22 Audited	31/03/23 Audited	31/03/22 Audited	31/03/23 Audited	31/12/22 Unaudited	31/03/22 Audited	31/03/23 Audited	31/03/22 Audited
16	Share of Profit / (Loss) of Associates	-	-	-	-	-	-	-	-	-
17	Disposal in the stake of Subsidiary.	-	-	-	-	-	-	-	-	-
18	Non-Controlling Interest	-	-	-	-	-	(10.57)	(28.70)	(25.50)	(76.39)
19	<b>Net Profit / (Loss) after Taxes, Minority Interest and Share of Profit / (Loss) of Associates (15 ± 16 ± 17 ± 18)</b>	<b>1,166.52</b>	<b>1,521.15</b>	<b>1,091.36</b>	<b>6,033.90</b>	<b>6,461.64</b>	<b>1,800.72</b>	<b>2,920.61</b>	<b>3,012.89</b>	<b>8,960.53</b>
20	Paid-up Equity Share Capital (Face Value of the Share shall be Indicated)	2,179.49	2,179.49	2,179.49	2,179.49	2,179.49	2,179.49	2,179.49	2,179.49	2,179.49
21	Other Equity	-	-	-	25,038.28	21,837.72	-	-	-	56,386.41
22.i	<b>Earnings per Share (Before Extraordinary items) (of Rs. 2 each) (Not Annualised):</b>									
	(a) Basic	0.97	1.28	0.90	5.22	5.20	1.49	2.65	2.07	7.82
	(b) Diluted	0.97	1.28	0.90	5.22	5.20	1.49	2.65	2.07	7.82
22.ii	<b>Earnings per Share (After Extraordinary items) (of Rs. 2 each) (Not Annualised):</b>									
	(a) Basic	0.97	1.28	0.90	5.22	5.20	1.49	2.65	2.07	7.82
	(b) Diluted	0.97	1.28	0.90	5.22	5.20	1.49	2.65	2.07	7.82

- The above audited results for the Quarter and Year ended March 31, 2023 have been reviewed and recommended by the Audit Committee and were there after approved by the Board at its meeting held on May, 20, 2023
- These financial results of the Company have been prepared in accordance with the Companies (Indian Accounting Standards) Rules, 2015 (Ind AS) prescribed under Section 133 of the Companies Act, 2013 and other recognized accounting practices and policies to the extent applicable.
- The Board of Directors at its meeting held on May 20, 2023, has approved a proposal to buy-back of shares at Rs.150/- per share upto 2179493 equity shares being 2% of the total paid up equity share capital for an aggregate amount not exceeding Rs.32,69,23,950/- (excluding buyback tax) on a proportionate basis under the tender offer route subject to shareholders approval by way of postal ballot.
- The Standalone and Consolidated results of the Company are available on the Company's website [www.goldiam.com](http://www.goldiam.com) and also available on BSE Ltd. and National Stock Exchange of India websites [www.bseindia.com](http://www.bseindia.com) and [www.nseindia.com](http://www.nseindia.com) respectively.
- Figures for the previous quarter/ period have been regrouped/reclassified, wherever considered necessary.
- The Statutory Auditors have carried out Limited Review of the Financial Results and have expressed an unmodified review conclusion.
- The figures in Rs. Lakhs are rounded off to two decimals.



For Goldiam International Limited

*Rashesh Bhansali*  
Rashesh Bhansali  
Executive Chairman

Place : Mumbai  
Dated : May, 20, 2023

**GOLDIAM INTERNATIONAL LIMITED**

Segment wise Revenue, Results and Capital Employed under Regulation 33 of the SEBI (Listing Obligations & Disclosure Requirements) Regulation, 2015

(Rs. In Lakhs)


Particulars	Standalone					Consolidated				
	Figures for the Quarter ended on			Figures for the Year ended on		Figures for the Quarter ended on			Figures for the Year ended on	
	31/03/23 Audited	31/12/22 Unaudited	31/03/22 Audited	31/03/23 Audited	31/03/22 Audited	31/03/23 Audited	31/12/22 Unaudited	31/03/22 Audited	31/03/23 Audited	31/03/22 Audited
<b>1 Segment Revenue :</b>										
a) Jewellery	6,612.86	7,851.29	9,794.09	31,456.03	40,281.21	13,451.13	18,519.12	15,838.90	55,312.21	70,925.64
b) Investments	761.26	31.17	10.67	1,623.39	1,684.61	38.60	39.82	13.19	116.90	313.24
Total Income	7,374.12	7,882.46	9,804.76	33,079.42	41,965.82	13,489.73	18,558.94	15,852.09	55,429.11	71,238.88
<b>Less : Inter Segment Revenue</b>	-	-	-	-	-	-	-	-	-	-
<b>Total Income</b>	<b>7,374.12</b>	<b>7,882.46</b>	<b>9,804.76</b>	<b>33,079.42</b>	<b>41,965.82</b>	<b>13,489.73</b>	<b>18,558.94</b>	<b>15,852.09</b>	<b>55,429.11</b>	<b>71,238.88</b>
<b>2 Segment Results :</b>										
<b>Profit/(Loss) before tax and interest</b>										
a) Jewellery	381.98	1,828.98	1,087.48	5,478.32	5,576.73	2,088.65	3,897.47	3,313.52	11,923.34	14,895.49
b) Investments	755.46	25.77	3.66	1,601.54	1,655.60	40.83	21.44	(11.82)	83.83	266.22
<b>Total Segment Profit Before Interest &amp; Tax</b>	<b>1,137.43</b>	<b>1,854.75</b>	<b>1,091.14</b>	<b>7,079.86</b>	<b>7,232.33</b>	<b>2,129.48</b>	<b>3,918.91</b>	<b>3,301.70</b>	<b>12,007.17</b>	<b>15,161.71</b>
Less : i) Interest	-	(6.43)	(29.52)	2.75	34.90	(6.87)	(28.98)	(37.73)	10.06	67.80
ii) Other un-allocable expenditure (Net)(Income)	10.68	58.45	16.79	96.59	96.81	76.66	79.34	68.27	250.36	231.24
<b>Profit Before Tax</b>	<b>1,126.76</b>	<b>1,802.73</b>	<b>1,103.87</b>	<b>6,980.52</b>	<b>7,100.62</b>	<b>2,059.69</b>	<b>3,868.55</b>	<b>3,271.16</b>	<b>11,746.75</b>	<b>14,862.67</b>
Less : i) Current Tax	105.80	384.38	233.63	1,330.00	1,382.63	574.37	862.36	914.46	3,396.91	4,088.83
ii) Defereed Tax	(31.52)	28.86	(123.54)	(37.06)	(22.39)	(136.41)	122.53	74.28	(169.01)	178.03
<b>Profit After Tax</b>	<b>1,052.48</b>	<b>1,389.49</b>	<b>993.78</b>	<b>5,687.58</b>	<b>5,740.38</b>	<b>1,621.73</b>	<b>2,883.66</b>	<b>2,282.42</b>	<b>8,518.85</b>	<b>10,595.81</b>
<b>3 Segment Assets :</b>										
a) Jewellery	22,770.92	24,278.84	15,838.40	22,770.92	15,838.40	44,541.75	51,410.38	40,532.64	44,541.75	40,532.64
b) Investments	7,043.11	7,970.30	8,079.49	7,043.11	8,079.49	15,096.54	13,962.21	14,024.00	15,096.54	14,024.00
c) Unallocated	5,168.74	3,273.16	5,388.57	5,168.74	5,388.57	10,599.26	7,440.53	8,658.57	10,599.26	8,658.57
<b>Total Segment Assets</b>	<b>34,982.78</b>	<b>35,522.30</b>	<b>29,306.46</b>	<b>34,982.78</b>	<b>29,306.46</b>	<b>70,237.55</b>	<b>72,813.12</b>	<b>63,215.21</b>	<b>70,237.55</b>	<b>63,215.21</b>
<b>4 Segment Liability :</b>										
a) Jewellery	7,693.91	6,847.55	4,976.81	7,693.91	4,976.81	10,384.43	11,936.69	9,298.69	10,384.43	9,298.69
b) Investments	10.65	29.98	19.34	10.65	19.34	25.03	44.36	19.34	25.03	19.34
c) Unallocated	60.45	414.00	293.10	60.45	293.10	616.62	1,356.17	1,298.91	616.62	1,298.91
<b>Total Segment Liability</b>	<b>7,765.01</b>	<b>7,291.53</b>	<b>5,289.25</b>	<b>7,765.01</b>	<b>5,289.25</b>	<b>11,026.08</b>	<b>13,337.22</b>	<b>10,616.94</b>	<b>11,026.08</b>	<b>10,616.94</b>

1 The Group's operating segments are established on the basis of those components of the group that are evaluated regularly by the Group as, in deciding how to allocate resources and in assessing performance (referred to in IND AS 108 - 'Operating Segments'). These have been identified taking into account nature of activity, risks and returns. The Company has two principal operating segments; viz. Jewellery Manufacturing and Investments.

Place : Mumbai  
Dated : May, 20, 2023

For Goldiam International Limited

*Rashesh Bhansali*  
Rashesh Bhansali  
Executive Chairman





**Goldiam International Limited**
**Statement of Standalone & Consolidated Audited Assets and Liabilities**

(Amounts are in lakhs unless stated otherwise)

Particulars	Standalone		Consolidate	
	Audited	Audited	Audited	Audited
	As at March, 31, 2023	As at March, 31, 2022	As at March, 31, 2023	As at March, 31, 2022
<b>ASSETS</b>				
<b>Non-current assets</b>				
Property, plant and equipment	2,268.37	2,432.39	3,976.03	3,783.31
Capital work-in-progress	-	-	-	1.00
Right to Use Lease Hold Property	67.93	68.22	274.06	123.83
Investment properties	193.57	193.57	193.57	193.57
Other intangible assets	11.16	16.31	84.58	106.98
Investments in Subsidiaries and Joint venture	3,511.50	3,078.70	-	-
Financial assets				
i. Investments	584.72	757.72	1,891.75	2,195.63
ii. Loans	74.98	74.98	152.36	241.56
iii. Other Financial Assets	25.44	25.48	57.72	53.64
Deferred tax assets	-	-	246.17	31.91
<b>Total non-current assets</b>	<b>6,737.67</b>	<b>6,647.37</b>	<b>6,876.24</b>	<b>6,731.43</b>
<b>Current assets</b>				
Inventories	2,897.11	3,002.17	24,831.13	17,688.06
Financial assets				
i. Investments	6,450.50	7,308.06	13,190.30	11,813.36
ii. Trade receivables	13,667.68	6,775.06	14,732.05	17,872.61
iii. Cash and cash equivalents	5,111.93	5,322.42	10,542.45	8,592.42
iv. Bank balances other than (iii) above	56.81	66.15	56.81	66.15
v. Loans	20.53	152.19	72.39	378.17
Other current assets	40.56	33.05	182.37	104.93
<b>Total current assets</b>	<b>28,245.12</b>	<b>22,659.10</b>	<b>63,607.50</b>	<b>56,515.70</b>
<b>Total assets</b>	<b>34,982.79</b>	<b>29,306.47</b>	<b>70,483.74</b>	<b>63,247.13</b>
<b>EQUITY AND LIABILITIES</b>				
<b>Equity</b>				
Equity share capital	2,179.49	2,179.49	2,179.49	2,179.49
Other equity	25,038.28	21,837.72	56,386.41	49,810.47
<b>Equity attributable to owners of Goldiam International Limited</b>	<b>27,217.77</b>	<b>24,017.21</b>	<b>58,565.90</b>	<b>51,989.96</b>
Non-controlling interests	-	-	645.59	608.31
<b>Total equity</b>	<b>27,217.77</b>	<b>24,017.21</b>	<b>59,211.49</b>	<b>52,598.27</b>
<b>LIABILITIES</b>				
<b>Non-current liabilities</b>				
Deferred tax liabilities	28.21	65.26	451.49	406.62
Lease Liability	56.42	54.74	220.48	98.84
<b>Total non-current liabilities</b>	<b>84.63</b>	<b>120.00</b>	<b>671.97</b>	<b>505.46</b>
<b>Current liabilities</b>				
a) Financial liabilities				
i. Borrowings	-	-	-	265.27
ii. Trade payables				
Total outstanding dues of micro enterprises and small enterprises	5.09	3.93	6.22	6.41
Total outstanding dues of creditors other than micro enterprises and small enterprises	6,864.16	4,291.63	9,029.49	6,773.00
iii. Lease liabilities	1.05	1.02	47.68	14.09
iv. Other financial liabilities	777.83	644.82	1,039.95	2,095.16
b) Provisions	31.36	28.21	65.64	65.27
c) Current Tax Liabilities	0.90	199.65	411.30	924.20
<b>Total current liabilities</b>	<b>7,680.39</b>	<b>5,169.26</b>	<b>10,600.28</b>	<b>10,143.40</b>
<b>Total liabilities</b>	<b>7,765.02</b>	<b>5,289.26</b>	<b>11,272.25</b>	<b>10,648.86</b>
<b>Total equity and liabilities</b>	<b>34,982.79</b>	<b>29,306.47</b>	<b>70,483.74</b>	<b>63,247.13</b>

 Place : Mumbai  
 Dated : May, 20, 2023


For Goldiam International Limited

  
 Rashesh Bhansali  
 Executive Chairman

## Goldiam International Limited

## Statement of Standalone &amp; Consolidated Audited Cash Flow Statement

(Amounts are in lakhs unless stated otherwise)

Particulars	Standalone		Consolidated	
	As at March, 31, 2023	As at March, 31, 2022	As at March, 31, 2023	As at March, 31, 2022
<b>A Cash flow from operating activities :</b>				
Profit before tax	6,980.52	7,100.62	11,670.36	14,785.22
<b>Adjustments for:</b>				
Depreciation and amortization for the year	213.94	234.28	738.81	538.72
Adjustable towards Ind AS Impact	2.83	12.25	(17.98)	29.67
(Profit)/Loss on sale of Investment (Net)	15.73	(44.90)	8.32	(40.36)
Net unrealised foreign exchange (gain)/ loss	(173.56)	(41.62)	(582.90)	(707.64)
Net (profit)/loss on disposal of property, plant and equipment	-	(1.90)	-	(1.90)
(Profit)/Loss on sale of liquidate Investment forming part of OCI	68.69	-	68.69	-
Amortisation Write of Property, Plant & Equipment	-	-	1.00	-
Net (profit)/loss on LLP	(504.82)	(591.45)	-	-
(Income)/loss from investments measured at FVOCI	4.08	8.25	10.12	14.79
Dividend received	(1,550.26)	(1,446.03)	(0.26)	(44.62)
Interest Income	(51.33)	(193.68)	(87.43)	(228.26)
Finance cost	2.75	34.90	10.06	67.80
Share of (Profits) / Loss of Associates and Joint Venture	-	-	-	-
Share of Minority Interest	-	-	37.28	(1,040.91)
Adjustment for Change of Holding & Translation Reserves	-	-	452.32	363.27
Adjustment for Reserves on account of Consolidation	-	-	-	-
	<b>(1,971.95)</b>	<b>(2,029.90)</b>	<b>638.03</b>	<b>(1,049.44)</b>
<b>Operating profit before working capital changes</b>	5,008.57	5,070.72	12,308.39	13,735.78
<b>Adjustments for:</b>				
Decrease/(Increase) in inventories	105.06	(1,192.27)	(7,143.07)	(6,967.43)
Decrease/(increase) in non-current financial assets	0.04	(0.65)	(4.08)	1.78
Decrease/(increase) in current financial assets	131.66	1,591.54	305.78	1,541.36
Decrease/(increase) in other current assets	(7.51)	19.21	(77.44)	93.23
Decrease/(increase) in trade receivables	(6,707.08)	(3,323.51)	3,746.98	(4,064.13)
(Decrease)/increase in trade payables	2,561.71	(1,838.88)	2,232.79	(2,698.14)
(Decrease)/increase in current financial liabilities	133.04	217.62	(1,021.62)	1,241.16
(Decrease)/increase in Non current financial liabilities	(0.86)	(27.11)	(10.60)	(43.76)
(Decrease)/increase in provisions	-	(1.74)	-	0.55
(Decrease)/increase in other current liabilities	3.15	-	-	-
	<b>(3,780.79)</b>	<b>(4,555.79)</b>	<b>(1,971.26)</b>	<b>(10,895.38)</b>
<b>Cash generated from operating activities</b>	1,227.78	514.93	10,337.13	2,840.40
Income Tax Paid (net)	(1,528.75)	(1,319.59)	(3,820.58)	(3,817.16)
<b>Net cash generated from operating activities</b>	<b>(300.97)</b>	<b>(804.66)</b>	<b>6,516.55</b>	<b>(976.76)</b>
<b>B Cash flow from investing activities:</b>				
Purchase of property, plant and equipment	(44.76)	(181.87)	(923.13)	(355.46)
Proceeds from disposal of property, plant and equipment	-	19.20	14.00	19.20
Purchase of Investments	-	(1,399.30)	(4,384.95)	(1,399.30)
Acquisition of LLP	(2,385.05)	(833.70)	-	-
Proceeds from redemption of investments	3,699.60	9,761.24	3,742.80	10,961.62
Interest received	51.33	193.68	87.43	228.26
Dividend received	1,550.26	1,446.03	0.26	44.62
Buy Back Amount received from Subsidiary	45.85	-	-	-
<b>Net cash used in investing activities</b>	<b>2,917.23</b>	<b>9,005.28</b>	<b>(1,463.59)</b>	<b>9,498.94</b>
<b>C Cash flow from financing activities:</b>				
(Repayment)/proceeds of short term borrowings, net	-	(1,000.00)	(265.27)	(1,975.64)
Buy-Back of Equity Shares	-	(4,560.00)	-	(4,560.00)
Interest paid	(2.75)	(34.90)	(10.06)	(67.80)
Dividends paid	(2,833.34)	(1,319.10)	(2,833.34)	(1,319.10)
Tax on Buy on Equity Shares	-	(1,053.45)	(3.38)	(1,053.45)
Buy Back Expenses Equity Shares	-	(47.94)	(0.21)	(47.94)
<b>Net cash generated from financing activities</b>	<b>(2,836.09)</b>	<b>(8,015.39)</b>	<b>(3,112.26)</b>	<b>(9,023.93)</b>
Net increase in cash and cash equivalents (A+B+C)	(219.83)	185.23	1,940.70	(501.75)
Cash and cash equivalents at the beginning of the year	5,388.57	5,203.34	8,658.56	9,160.31
<b>Cash and cash equivalents at the end of the year</b>	<b>5,168.74</b>	<b>5,388.57</b>	<b>10,599.26</b>	<b>8,658.56</b>
Cash on hand	42.65	38.86	65.94	60.00
Bank balances	3,297.40	4,341.85	8,704.63	7,590.78
Investments in liquid mutual funds	1,771.88	1,007.79	1,771.88	1,007.79

Place : Mumbai  
Dated : May, 20, 2023



For Goldiam International Limited

*Rashesh Bhansali*  
Rashesh Bhansali  
Executive Chairman



# Goldiam International Ltd

MANUFACTURERS & EXPORTERS OF DIAMONDS & JEWELLERY

CIN:L36912MH1986PLC041203

## Annexure-2

### Pre-buyback Shareholding Pattern of the Company as on May 12, 2023:

Particulars	No. of shareholders	No. of fully paid up equity shares held	% of shares
Promoter/Promoter Group	3	7,23,52,280	66.39
Indian Financial Institutions / Banks/MF	-	-	-
FII/FPIs/NRIs/Foreign National and OCB	818	14,88,703	1.37
Resident Individuals and others	54084	34046009	31.24
Clearing Members	6	2288	0.01
Bodies corporate/LLP /Trust/NBFC	188	1076669	0.99
<b>Grand Total</b>	<b>55099</b>	<b>10,89,74,615</b>	<b>100.00</b>

#### Registered Office

Gems & Jewellery Complex, Santacruz Electronics Export Processing Zone, Andheri (East), Mumbai-400096. India  
Phones: (022) 28291893/28290396/28292397 Fax : (022) 28292885 Email:- [investorrelations@goldiam.com](mailto:investorrelations@goldiam.com)

Website: [www.goldiam.com](http://www.goldiam.com)