

**Ref:** HMVL/CS/08/2021

September 1, 2021

**National Stock Exchange of India Limited**  
Exchange Plaza, C-1, Block G,  
Bandra Kurla Complex, Bandra East  
**Mumbai- 400051**

**BSE Limited**  
25<sup>th</sup> Floor, P J Towers  
Dalal Street  
**Mumbai - 400001**

**Trading Symbol:** HMVL

**Security Code:** 533217

Dear Sirs,

**Sub:** **Notice of 11<sup>th</sup> (post-IPO) Annual General Meeting (AGM) of the Company and Annual Report for FY-21**

**Ref:** **Our Letter no. HMVL/CS/08/2021 dated 25<sup>th</sup> August, 2021**

In furtherance to our letter, as referred above, intimating that the 11<sup>th</sup> AGM of the Company will be held on Friday, 24<sup>th</sup> September, 2021 at 11:00 AM (IST) through Video Conferencing/Other Audio Visual Means.

In terms of Regulations 30 and 34 of SEBI (Listing Obligations and Disclosure Requirements) Regulations, 2015, we are enclosing the following:

1. Notice convening the 11<sup>th</sup> AGM; and
2. Annual Report of the Company for FY-21

The aforesaid documents are also hosted on the website of the Company viz. [www.hmvl.in](http://www.hmvl.in), and are being dispatched to all eligible shareholders whose email IDs are registered with the Company/ Depository Participant(s).

This is for your information and record.

Thanking you,

Yours faithfully,

For **Hindustan Media Ventures Limited**

(Tridib Barat)  
Company Secretary

Encl: As above



# हिन्दुस्तान

## Hindustan Media Ventures Limited

Registered Office: Budh Marg, Patna – 800 001

Ph.: +91 612 222 3434 Fax: +91 612 222 1545

Corporate Office: Hindustan Times House (2<sup>nd</sup> Floor), 18-20, Kasturba Gandhi Marg, New Delhi – 110 001

Ph.: +91 11 6656 1234

E-mail: [hmvlinvestor@livehindustan.com](mailto:hmvlinvestor@livehindustan.com); Website: [www.hmv.in](http://www.hmv.in)

CIN: L21090BR1918PLC000013

### NOTICE OF ANNUAL GENERAL MEETING [11<sup>th</sup> post IPO]

NOTICE is hereby given that the Annual General Meeting (11<sup>th</sup> post IPO) of the Members of **Hindustan Media Ventures Limited** will be held on Friday, the September 24, 2021 at 11:00 A.M. (IST) through Video Conferencing (“VC”)/Other Audio Visual Means (“OAVM”), to transact the following business:

#### ORDINARY BUSINESS

##### ITEM NO. 1

To consider and adopt:

- the audited standalone financial statements of the Company for the financial year ended March 31, 2021 and the reports of the Board of Directors and Auditor thereon; and
- the audited consolidated financial statements of the Company for the financial year ended March 31, 2021 and the report of the Auditor thereon.

##### ITEM NO. 2

To appoint Shri Praveen Someshwar (DIN: 01802656) as Director, who retires by rotation, and being eligible, offers himself for re-appointment.

#### SPECIAL BUSINESS

##### ITEM NO. 3

**Re-appointment of Ms. Savitri Kunadi (DIN: 00958901) as Independent Director, not liable to retire by rotation**

To consider and, if thought fit, to pass the following resolutions as **Special Resolution**:

**“RESOLVED THAT** pursuant to the provisions of Sections 149, 150 and 152 read with Schedule IV and other applicable provisions, if any, of the Companies Act, 2013 (‘the Act’), Regulation 17(1A) and other applicable regulations, if any, of the SEBI (Listing Obligations and Disclosure Requirements) Regulations, 2015 (including any statutory modification(s) or re-enactment(s) thereof for the time being in force), and upon due recommendation of the Nomination & Remuneration Committee and the Board of Directors, Ms. Savitri Kunadi (DIN: 00958901), who qualifies for re-appointment as an Independent Director, and in respect of whom the Company has received notice in writing under Section 160 of the Act from a member proposing her candidature for the office of Director, be and is hereby re-appointed as Independent Director, not liable to retire by rotation, to hold office for the second term of 3 (three) consecutive years from April 1, 2022 till March 31, 2025.

**RESOLVED FURTHER THAT** for the purpose of giving effect to the foregoing resolution, the Board of Directors (which term shall be deemed to include any Committee of the Board authorized in the said behalf) be and is hereby authorised to do all such acts, deeds and things, as it may in its absolute discretion deem necessary, proper or desirable, and to settle any question, difficulty or doubt that may arise in respect of aforesaid, without being required to seek any further consent or approval of Members of the Company, or otherwise to the end and intent that they shall be deemed to have given their approval thereto expressly by the authority of this resolution.”

By order of the Board  
For Hindustan Media Ventures Limited



Place: New Delhi  
Date: August 03, 2021

(Tridib Barat)  
Company Secretary

## NOTES:

1. In view of the continuing effect of COVID-19 pandemic and pursuant to circulars dated April 8, 2020, April 13, 2020, May 5, 2020 and January 13, 2021 issued by the Ministry of Corporate Affairs (“MCA Circulars”) and circulars dated May 12, 2020 and January 15, 2021 issued by the Securities and Exchange Board of India (“SEBI Circulars”) and in compliance with the provisions of the Companies Act, 2013 (“the Act”) and SEBI (Listing Obligations and Disclosure Requirements) Regulations, 2015 (“SEBI LODR”), the AGM of the Company [11<sup>th</sup> Post IPO] shall be conducted through VC/OAVM facility, which does not require physical presence of members at a common venue. In view of the same, the Registered Office of the Company shall be the deemed venue of this AGM.
2. Since the AGM will be held through VC/OAVM, Route Map to the venue is not required and hence, not annexed to this Notice.
3. Members attending the AGM through VC/OAVM shall be counted for the purpose of reckoning the quorum under Section 103 of the Act.
4. Since the AGM will be held through VC/OAVM which does not require physical attendance of Members, the facility to appoint proxy by Members will not be available for this AGM and therefore, Proxy Form and Attendance Slip are not annexed to this Notice.
5. Institutional/Corporate members (i.e. other than individuals/HUF, NRI, etc.) are entitled to appoint authorized representative(s) to attend the AGM through VC/ OAVM and to cast their vote through remote e-voting/ e-voting at the AGM. In this regard, body corporates are required to send certified copy of the latest board resolution/ authorization letter/ power of attorney authorizing their representative(s) to attend the AGM and vote on their behalf through e-voting. The said resolution/ letter/ power of attorney shall be sent by the body corporate from the registered e-mail ID to the Scrutinizer at [sanketjaincs@gmail.com](mailto:sanketjaincs@gmail.com) and a copy thereof marked to [evoting@kfintech.com](mailto:evoting@kfintech.com).
6. In compliance with abovementioned circulars of MCA and SEBI, the Notice calling this AGM along with the Annual Report for FY-21 is being sent through electronic mode only, to those Members whose e-mail address are registered with the Depository Participants or the Company’s RTA. Members may kindly note that the Notice of AGM and Annual Report for FY-21 will also be available on the Company’s website viz. [www.hmvl.in](http://www.hmvl.in) and website of the stock exchanges i.e. BSE Limited and National Stock Exchange of India Limited ([www.bseindia.com](http://www.bseindia.com) and [www.nseindia.com](http://www.nseindia.com)).
7. To participate in the Company’s green initiative in Corporate Governance, Members are encouraged to register/update their email address, in respect of shares held in electronic form with their Depository Participant(s), and in respect of shares held in physical form by clicking on <https://iris.kfintech.com/clientservices/mobilereg/mobileemailreg.aspx> or by writing to the RTA with details of folio number and self-attested copy of PAN card at *KFin Technologies Private Limited, Unit: Hindustan Media Ventures Limited, Selenium Tower B, Plot Nos. 31 & 32, Financial District, Nanakramguda, Serilingampally Mandal, Hyderabad – 500032* or by sending email to [einward.ris@kfintech.com](mailto:einward.ris@kfintech.com).
8. Shri Praveen Someshwar and Ms. Savitri Kunadi may be deemed to be interested in item nos. 2 and 3 respectively of the Notice. Further, their relatives may also be deemed to be interested in the respective resolutions to the extent of their shareholding interest, if any, in the Company. None of the other Directors/Key Managerial Personnel of the Company/their relatives are, in any way, concerned or interested, financially or otherwise, in the business set out under Item Nos. 1 to 3 of the Notice.
9. Shri Praveen Someshwar was appointed as Managing Director (MD) of the Company, liable to retire by rotation, w.e.f. August 1, 2018 for a period of 5 (five) years and therefore, entitled to hold office as such till July 31, 2023. Upon re-appointment as Director, as proposed under item no. 2 above, his tenure as MD will continue without any break.
10. Pursuant to the provisions of Regulation 36 of SEBI LODR and Secretarial Standard on General Meetings (SS-2) issued by the Institute of Company Secretaries of India, details of Directors seeking re-appointment at this AGM, are annexed herewith.
11. Relevant documents referred to in this Notice are available for inspection electronically without any fee by Members on all business days (except Saturday, Sunday and Public Holidays) upto the date of AGM. The Register of Directors, Key Managerial Personnel and their shareholding maintained under Section 170 of the Act and Register of Contracts & Arrangements in which Directors are interested maintained under Section 189 of the Act and the certificate of Statutory Auditor in terms of the Securities and Exchange Board of India (Share Based Employee Benefits) Regulations, 2014 regarding implementation of ‘HT Group Companies - Employee Stock Option Rules for Listed Companies’, will be available for inspection electronically by members during the AGM. Members desirous to inspect these documents may send request from their registered email id to the Company at [hmvlinvestor@livehindustan.com](mailto:hmvlinvestor@livehindustan.com).

12. Pursuant to the provisions of Section 125 of the Act read with the relevant rules made thereunder, during the financial year ended on March 31, 2021, the Company has transferred unpaid/unclaimed dividend amounting Rs. 88,404/- for the Financial Year 2012-13 to Investor Education and Protection Fund (IEPF), and also transferred 38 nos. equity shares of the Company to the demat account of IEPF Authority in respect of which dividend was unpaid/unclaimed for last seven years. Members are requested to claim their unpaid dividend for FY 2013-14 on or before October 12, 2021 failing which the same shall be transferred to IEPF Authority. Members/investors are advised to visit the weblink: <http://iepf.gov.in/IEPF/refund.html> or contact KFin to lodge claim for refund of shares and/or dividend from the IEPF Authority.
13. Members holding shares in physical form can avail the facility of nomination on their shareholding pursuant to the provisions of Section 72 of the Act and for the same, they are advised to send their nomination in prescribed Form No. SH-13 to KFin. Members holding shares in electronic form may contact their respective Depository Participant(s) for availing this facility.
14. In terms of SEBI's circular dated April 20, 2018, members holding shares in physical form and whose PAN and bank details are not updated in the records of KFin, are requested to submit their PAN and bank account details, along with self-attested copy of PAN Card and original cancelled cheque/attested copy of bank passbook bearing name of the Member to the Company/KFin.
15. Members may please note that SEBI has mandated PAN as the sole identification number for all participants transacting in the securities market, irrespective of the amount of transaction.
16. In terms of SEBI (Listing Obligations and Disclosure Requirements) (Fourth Amendment) Regulations, 2018, with effect from April 1, 2019, securities of listed companies can be transferred only in dematerialised form (except transmission of securities or transposition of name(s) in the holding). Accordingly, the Company will not accept any fresh lodgement of transfer of shares in physical form. Members are therefore advised, in their own interest, to dematerialize the shares held by them in physical form.
17. Members holding shares in physical form in identical order of names in more than one folio are requested to send to the Company or Company's RTA, details of such folios together with the share certificates in original and KYC proof(s) viz. PAN, AADHAR etc. for consolidating their holding in one folio. The share certificates will be returned to the member after making requisite changes thereon.
18. All investor related communication may be addressed to KFin at the following address:

**KFin Technologies Private Limited**  
**Unit:** Hindustan Media Ventures Limited  
 Selenium Tower B  
 Plot Nos. 31 & 32, Gachibowli  
 Financial District, Nanakramguda  
 Serilingampally Mandal  
 Hyderabad – 500 032, Telangana  
**Toll free number:** 1800-309-4001  
**E-mail:** [einward.ris@kfintech.com](mailto:einward.ris@kfintech.com)  
**Website:** [www.kfintech.com](http://www.kfintech.com)

#### **E-VOTING AND PARTICIPATION IN AGM**

19. Pursuant to the provisions of Section 108 and other applicable provisions, if any, of the Act read with the Companies (Management and Administration) Rules, 2014 and Regulation 44 of SEBI LODR, the Company is providing the facility to its members to exercise their right to vote on the resolutions set out in notice of AGM by electronic means ("e-voting"). The Company has engaged the services of KFin as the agency to provide e-voting facility.
20. Members may cast their votes remotely, using electronic voting system ("remote e-voting") during the remote e-voting period. The facility of e-voting will also be available at the AGM ("InstaPoll"), and Members who have not cast their vote(s) by remote e-voting, will be able to cast their vote at the meeting through InstaPoll.
21. **The remote e-voting facility will be available during the following period:**

<b>Commencement of remote e-voting</b>	<b>From 9.00 a.m. (Server time) on September 20, 2021 (Monday)</b>
<b>End of remote e-voting</b>	<b>Up to 5.00 p.m. (Server time) on September 23, 2021 (Thursday)</b>

Remote e-voting will not be allowed beyond the aforesaid date and time, and the remote e-voting module shall be forthwith disabled by KFin upon expiry of aforesaid period.

22. Persons whose name appears in the Register of Members/List of Beneficial Owners as on September 17, 2021 (“**Cut-off Date**”) shall be entitled to cast their vote by remote e-voting on the resolutions set forth in this Notice or participating at the AGM and vote through InstaPoll. Any person who is not a Member as on the Cut-off Date, should treat this Notice for information purpose only.
23. Once the vote on a resolution has been cast by a member, whether partially or otherwise, the member shall not be allowed to change it subsequently or cast the vote again.
24. The Board of Directors has appointed Mr. Sanket Jain, Company Secretary-in-Practice (C.P. No. 12583) as Scrutinizer to scrutinize the remote e-voting process and InstaPoll in a fair and transparent manner.
25. After conclusion of e-voting at the AGM, Scrutinizer will scrutinize the votes cast via InstaPoll and remote e-voting, and submit his consolidated Scrutinizer’s Report to the Chairperson/Director.
26. The result of e-voting (remote e-voting and InstaPoll) will be declared within two working days of conclusion of AGM and the same, along with the consolidated Scrutinizer’s Report, will be placed on Company’s website viz. [www.hmvl.in](http://www.hmvl.in) and on the website of KFin viz. <https://evoting.kfintech.com>. The result of e-voting will be simultaneously communicated to the stock exchanges viz. NSE and BSE.
27. The resolutions as set out in the notice of AGM shall be deemed to be passed on the date of AGM, subject to receipt of requisite number of votes in favor of the resolution(s).
28. Members are requested to carefully read the “**PROCEDURE TO CAST VOTE THROUGH REMOTE E-VOTING**” and “**PROCEDURE FOR JOINING THE AGM THROUGH VC/OAVM AND VOTING AT AGM**” given below.
29. Any Member who is desirous to express his/her views or raise questions during the AGM, may register on <https://emeetings.kfintech.com> and click on the ‘Speaker Registration’. Speaker Registration will be open from September 19, 2021 (9:00 a.m. IST) till September 21, 2021 (5:00 p.m. IST). Only those members who have registered themselves as speaker will be allowed to express their views or ask questions at the AGM. The Company reserves the right to restrict the number of questions and speakers, depending upon availability of time as appropriate for smooth conduct of the AGM.
30. Members are requested to send their queries, if any, on the financial statements/operations of the Company, via email to the Company Secretary at [hmvlinvestor@livehindustan.com](mailto:hmvlinvestor@livehindustan.com), at least 7 days before the AGM, so that the information can be compiled in advance.
31. Pursuant to SEBI circular no. SEBI/HO/CFD/CMD/ CIR/P/2020/242 dated December 09, 2020 on “e-Voting Facility provided by Listed Entities”, individual shareholders holding equity shares in dematerialised form can cast their vote, by way of single login credential, through their demat account/ websites of Depositories/ Depository Participants.

Members are advised to update their mobile number and E-mail ID in their demat accounts in order to access e-voting facility.

The process and manner of remote e-voting, attending AGM through VC/OAVM and e-voting at AGM is as under:

#### **(I.) PROCEDURE TO CAST VOTE THROUGH REMOTE E-VOTING**

1. **Individual members holding shares of the Company in demat mode** *(by accessing e-Voting system of Depositories)*

National Securities Depository Limited (NSDL)	Central Depository Services (India) Limited (CDSL)
<p><b>1. User already registered for IDeAS facility:</b></p> <ul style="list-style-type: none"> <li>(i) Visit URL: <a href="https://eservices.nsdl.com">https://eservices.nsdl.com</a></li> <li>(ii) Click on the “Beneficial Owner” icon under ‘IDeAS’ section.</li> <li>(iii) Enter User ID and Password. Post successful authentication, click on “Access to e-Voting”</li> <li>(iv) Click on Company name: “Hindustan Media Ventures Limited” or e-Voting service provider “K-Fintech”. You will be re-directed to K-Fin’s e-Voting page to cast vote during the remote e-Voting period.</li> </ul> <p><b>2. User not registered for IDeAS facility:</b></p> <ul style="list-style-type: none"> <li>(i) Click on link: <a href="https://eservices.nsdl.com">https://eservices.nsdl.com</a> and select “Register Online for IDeAS”</li> </ul> <p style="text-align: center;"><b>OR</b></p> <ul style="list-style-type: none"> <li>(i) <a href="https://eservices.nsdl.com/SecureWeb/IdeasDirectReg.jsp">https://eservices.nsdl.com/SecureWeb/IdeasDirectReg.jsp</a></li> <li>(ii) Proceed with completing the required fields.</li> <li>(iii) Follow steps mentioned in point no. 1 above</li> </ul> <p><b>3. Alternatively, by directly accessing the e-Voting website of NSDL:</b></p> <ul style="list-style-type: none"> <li>(i) Visit URL: <a href="https://www.evoting.nsdl.com">https://www.evoting.nsdl.com</a></li> <li>(ii) Click on the icon “Login” available under ‘Shareholder/Member’ section.</li> <li>(iii) On the Login page, enter your User ID (i.e. your 16 characters demat account number held with NSDL), Password / OTP and a verification code as shown on the screen.</li> <li>(iv) Post successful authentication, click on Company name: “Hindustan Media Ventures Limited” or e-Voting service provider “K-Fin”. You will be re-directed to K-Fin’s e-Voting portal to cast vote during the remote e-Voting period.</li> </ul>	<p><b>1. User already registered for Easi/ Easiest:</b></p> <ul style="list-style-type: none"> <li>(i) Visit URL: <a href="https://web.cdslindia.com/myeasi/home/login">https://web.cdslindia.com/myeasi/home/login</a></li> </ul> <p style="text-align: center;"><b>OR</b></p> <ul style="list-style-type: none"> <li>(i) <a href="http://www.cdslindia.com">www.cdslindia.com</a> and click on “Login” and select “New System Myeasi”</li> <li>(ii) Enter your User ID and Password.</li> <li>(iii) Post successful authentication, please click on ‘E-voting’</li> <li>(iv) You will be requested to select the name of the Company: “Hindustan Media Ventures Limited” or KFin. You will be re-directed to KFin’s e-Voting portal to cast the vote during the remote e-Voting period.</li> </ul> <p><b>2. User not registered for Easi/Easiest:</b></p> <ul style="list-style-type: none"> <li>(i) Click on the link: <a href="https://web.cdslindia.com/myeasi/Registration/EasiRegistration">https://web.cdslindia.com/myeasi/Registration/EasiRegistration</a></li> <li>(ii) Proceed with completing the required fields.</li> <li>(iii) Follow steps mentioned in point no. 1 above</li> </ul> <p><b>3. Alternatively, by directly accessing the e-Voting website of CDSL:</b></p> <ul style="list-style-type: none"> <li>(i) Visit URL: <a href="http://www.cdslindia.com">www.cdslindia.com</a> and select “E Voting”</li> <li>(ii) Provide your BO ID/ demat account number and PAN</li> <li>(iii) System will authenticate user by sending OTP on registered Mobile &amp; Email as recorded in the demat Account.</li> <li>(iv) You will be requested to select the name of the Company: “Hindustan Media Ventures Limited” or KFin. You will be re-directed to KFin’s e-Voting portal to cast the vote during the remote e-Voting period.</li> </ul>
<p><b>Procedure to login through demat account/website of Depository Participant (DP)</b></p>	<ul style="list-style-type: none"> <li>(i) You can login using the credentials of your demat account through the website of your DP registered with NSDL/CDSL, for remote e-Voting.</li> <li>(ii) Once logged-in, you will be able to see “e-Voting” option. Once you click on “e-Voting” option and after successful authentication, you will be re-directed to e-voting module of NSDL/CDSL.</li> <li>(iii) Click on options available against Company name: “Hindustan Media Ventures Limited” or KFin and you will be re-directed to e-Voting portal of KFin to cast your vote during the remote e-Voting period.</li> </ul>

**NOTE: After successful login, Individual members holding shares of the Company in demat mode, are requested to follow steps (f) to (l) mentioned under point no. 2(A) below, to cast their vote.**

Members who are unable to retrieve User ID/ Password are advised to use “Forget User ID”/“Forget Password” option available on the websites of Depositories/DP.

Members facing any technical issue on NSDL website	Members facing any technical issue on CDSL website
Contact NSDL helpdesk by sending a request at <a href="mailto:evoting@nsdl.co.in">evoting@nsdl.co.in</a> or call at toll free no.: 1800-1020-990/ 1800-224-430	Contact CDSL helpdesk by sending a request at <a href="mailto:helpdesk.evoting@cdslindia.com">helpdesk.evoting@cdslindia.com</a> or contact at 022- 23058738 or 22-23058542-43

2. **All Members other than 'Individuals holding shares of the Company in demat mode'** (by accessing to e-Voting system of KFin at <https://evoting.kfintech.com>)

**(A) Members whose e-mail addresses are registered with the Company/Depository Participant(s) and have received email from Company/ KFin with login details, please follow the below process:**

- (a) Launch internet browser by typing the URL: <https://evoting.kfintech.com> (Preferred browser is Google Chrome)
- (b) Enter the login credentials (User ID and password given in the e-mail). The E-Voting Event Number + Folio No. or DP ID Client ID will be your User ID. However, if you are already registered with KFin for e-voting, you can use the existing password to log-in.
- (c) After entering these details appropriately, click on **"LOGIN"**.
- (d) You will now reach Password Change Menu wherein you are required to mandatorily change your password upon logging in for the first time. The new password shall comprise of minimum 8 characters with at least one upper case (A-Z), one lower case (a-z), one numeric (0-9) and a special character (@,#,\$,etc.). The system will prompt you to update your contact details like mobile number, e-mail address, etc. on first login. You may also enter a secret question and answer of your choice to retrieve your password in case you forget it. **It is strongly recommended that you do not share your password with any other person and that you take utmost care to keep your password confidential.**
- (e) You need to login again with the new credentials.
- (f) On successful login, the system will prompt you to select the E-Voting Event Number (EVEN) for Hindustan Media Ventures Limited.
- (g) On the voting page, enter the number of shares held by you as on the Cut-off date under either "FOR" or "AGAINST" or alternatively, you may partially enter any number under "FOR"/"AGAINST", but the total number under "FOR"/"AGAINST" taken together should not exceed your total shareholding as on the Cut-off date. You may also choose to "ABSTAIN" and vote will not be counted under either head.
- (h) Members holding shares under multiple folios/demat accounts shall choose the voting process separately for each of the folios/demat accounts.
- (i) Voting has to be done for each item of the Notice separately. In case you do not desire to cast your vote on any specific item, it will be treated as "ABSTAIN".
- (j) You may then cast your vote by selecting an appropriate option and click on "SUBMIT".
- (k) A confirmation box will be displayed. Click "OK" to confirm, else "CANCEL" to modify.
- (l) Once you confirm, you will not be allowed to modify your vote.
- (m) Corporate/Institutional Members (i.e., other than Individuals, HUFs, NRIs, etc.) are also required to send legible scanned certified true copy (in PDF Format) of the latest Board Resolution/Power of Attorney/Authority Letter, etc., to the Scrutinizer at [sanketjaincs@gmail.com](mailto:sanketjaincs@gmail.com) with a copy marked to [evoting@kfintech.com](mailto:evoting@kfintech.com). It is also requested to upload the same in the e-voting module in their login. The naming format of the aforesaid legible scanned document shall be "Corporate Name EVENT NO."

**(B) Member whose e-mail address is not registered/updated with the Company/ KFin/ Depository Participant, please follow the below process to generate your login credentials:**

- (a) Members holding shares in physical mode, who have not registered/ updated their email addresses with the Company, are requested to register/ update the same on the link <https://ris.kfintech.com/clientservices/mobilereg/mobileemailreg.aspx> or by writing to the Company with details of folio number and attaching a self-attested copy of PAN card at [hmvlinvestor@livehindustan.com](mailto:hmvlinvestor@livehindustan.com) or to KFin at [einward.ris@Kfintech.com](mailto:einward.ris@Kfintech.com).
- (b) Members holding shares in dematerialized mode who have not registered their e-mail addresses with their Depository Participant(s) are requested to register/update their email addresses with the Depository Participant(s) with whom they maintain their demat account(s).

- (c) After due verification, the Company/KFin will forward your login credentials to your registered email address.
  - (d) Follow the instructions mentioned under point 2(A) above, to cast your vote.
  - (e) You can also update your mobile number and e-mail id in the “user profile details” in your e-voting login on <https://e-voting.kfintech.com> which may be used for sending further communication.
- (C) Any person who becomes a member of the Company after dispatch of the Notice of AGM and holding shares as on the Cut-off Date may obtain the User ID and password from KFin in the following manner:**
- (a) If the mobile number of the member is registered against Folio No./DP ID Client ID, the member may send SMS:MYEPWD <space> E-Voting Event Number+Folio No. or DP ID Client ID to +91-9212993399  
Example for NSDL: MYEPWD <SPACE> IN12345612345678  
Example for CDSL: MYEPWD <SPACE> 1402345612345678  
Example for Physical: MYEPWD <SPACE> XXXX1234567890
  - (b) If e-mail address or mobile number of the member is registered against Folio No./DP ID Client ID, then on the home page of <https://evoting.kfintech.com>, the member may click “Forgot Password” and enter Folio No. or DP ID Client ID and PAN to generate a password.
  - (c) Member may send an e-mail request to [evoting@kfintech.com](mailto:evoting@kfintech.com) requesting User ID and Password. After due verification of the request, User ID and Password will be sent to the Member.
- (D) In case of any query/grievance in respect of e-voting** - Members may refer to the Help & FAQs section/E-voting user manual available at the “Downloads” section at <https://evoting.kfintech.com/public/Downloads.aspx> or contact Mr. D. Suresh Babu, Manager, KFin Technologies Private Limited, Unit: Hindustan Media Ventures Limited, Selenium Tower B, Plot 31-32, Financial District, Nanakramguda, Serilingampally Mandal, Hyderabad 500 032 | Toll-free No.: 1800-309-4001 | E-mail: [evoting@kfintech.com](mailto:evoting@kfintech.com).

## **(II.) PROCEDURE FOR JOINING THE AGM THROUGH VC/OAVM AND VOTING AT AGM:**

- a) **Joining the AGM through VC/OAVM:** Members can attend the AGM through VC/OAVM at <https://emeetings.kfintech.com> by using their e-voting login details provided in the email received from the Company/KFin.  
**Members are requested to follow the procedure given below:**
  - (i) Launch internet browser (chrome/ firefox/ safari) by visiting the URL: <https://emeetings.kfintech.com>
  - (ii) Enter the login credentials
  - (iii) After logging in, click on “Video Conference” option
  - (iv) Then click on camera icon appearing against AGM event of Hindustan Media Ventures Limited, to attend the AGM.
- b) Members will be allowed to attend the AGM through VC/OAVM on first-come-first-serve basis.
- c) Facility to join the meeting shall be opened 30 minutes before the scheduled time of the AGM and shall be kept open throughout the proceedings of the AGM.
- d) **Voting at AGM (“InstaPoll”):**
  - (i) Facility to cast vote through InstaPoll will be made available on the meeting page, and will be activated once the InstaPoll is announced at the AGM.
  - (ii) Once the voting at the AGM is announced, Members who have not cast their vote through remote e-voting can cast their vote by clicking on the link “Vote”.



- (iii) If a member casts vote(s) by both modes, then voting done through remote e-voting facility shall prevail and vote(s) cast through InstaPoll shall be treated as “INVALID”.
- e) Members who need assistance before or during the AGM can contact KFin at [evoting@KFintech.com](mailto:evoting@KFintech.com) or call at 1800-309-4001. Kindly quote your name, DP ID-Client ID/Folio no. and E-voting Event Number in all your communications.

### **STATEMENT UNDER SECTION 102 (1) OF THE COMPANIES ACT, 2013**

#### **Item no. 3**

The Board of Directors, upon recommendation of Nomination & Remuneration Committee, at its meeting held on May 9, 2019 had appointed Ms. Savitri Kunadi as Non-executive Independent Director, not liable to retire by rotation, for a period of 3 consecutive years up to March 31, 2022, subject to approval of the Members by passing special resolution. The said appointment of Ms. Kunadi as Independent Director was approved by the Members of the Company by passing special resolution through Postal Ballot process on June 19, 2019.

In terms of the provisions of Section 149 of the Companies Act, 2013 (“the Act”) and SEBI (Listing Obligations and Disclosure Requirements) Regulations, 2015 (“Listing Regulations”), Ms. Kunadi is eligible for re-appointment as an Independent Director, upon approval of Members by passing special resolution.

The Board of Directors at its meeting held on August 3, 2021 have, upon recommendation of the Nomination & Remuneration Committee and after due consideration of the report(s) of her performance evaluation and other criteria, approved the re-appointment of Ms. Kunadi as Independent Director of the Company for second term of 3 (three) years w.e.f. from April 1, 2022 till March 31, 2025, subject to approval of Members of the Company by way of passing special resolution. The Board of Directors is of the opinion that her continued association will immensely benefit the Company.

Ms. Kunadi holds B. A. (Hons.) degree from Bombay University in History & Political Science and Master's Degree from University of Rajasthan. Ms. Kunadi joined the Indian Foreign Service (IFS) in 1967. During her career spanning 37 years in the foreign service, she held several important positions in Indian missions abroad and in the Ministry of External Affairs, New Delhi, such as First Secretary (Commercial) in the Indian embassy at Warsaw, Minister Counsellor in Permanent Mission of India, New York, Ambassador of India to Peru, Bolivia and France, Permanent Representative of India to UNESCO in Paris, Ambassador/PR of India to the UN and Conference on Disarmament in Geneva, among others. As Ambassador of India to France, she promoted India's role as an important emerging economic and political power on the global scene. For her contribution to Indo- French relations, she was conferred the prestigious Award Commandeur de L'Ordre Nationale du Merite (ONM) by the French Government. Ms. Kunadi has specialized in multi-lateral diplomacy and handled several important UN and non-aligned conferences. She was leader of Indian delegations to several sessions of Commission on Human Rights in Geneva and conference of UNESCO, ILO, WHO, WIPO, UNCTAD, UNHCR etc.

In terms of the provisions of Section 150(2) of the Act, appointment of an Independent Director shall be approved by the Company in general meeting. Further, in terms of Regulation 17(1A) of Listing Regulations, re-appointment of Ms. Kunadi as Non-executive director (Independent) shall be subject to approval of shareholders by way of passing special resolution, since she has attained the age of seventy five years.

The Company has received notice in writing under Section 160 of the Act from a Member signifying his intention to propose the candidature of Ms. Kunadi for the office of Director of the Company. The Company has also received the following information/declarations from Ms. Kunadi - (a) declaration of independence including declaration u/r 6(2) of Companies (Appointment and Qualification of Directors) Rules, 2014 regarding inclusion of her name in the databank of independent directors; (b) consent to act as Director; and (c) declaration in terms of Section 164 (2) of the Act.

In the opinion of the Board, her rich and varied experience in the Government shall be beneficial for strengthening the regulatory and compliance process/ framework in the Company. She possess appropriate skills, experience & knowledge, and fulfills the conditions specified in the Act and Listing Regulations, for re-appointment as Independent Director of the Company. Further, Ms. Kunadi is independent of the Company's management and is not related to any Director(s) or Key Managerial Personnel(s) of the Company. As an Independent Director, Ms. Kunadi will be entitled to sitting fee for attending Board/ Committee meeting(s), as approved by the Board of Directors from time to time.

Draft Letter of Appointment of Ms. Kunadi as an Independent Director setting out the terms & conditions of her appointment is available for inspection by Members without any fee at the Registered Office and Corporate Office of the Company, on all business days (except Saturday, Sunday and Public Holidays) during 10.00 a.m. to 4.00 p.m. upto the conclusion of AGM. The same is also available on the Company's website viz. [www.hmvl.in](http://www.hmvl.in).

Ms. Kunadi is interested in the resolution set out at Item no. 3 of the Notice. Her relatives may also be deemed to be interested in the resolutions to the extent of their shareholding interest, if any in the Company. Save and except the above, none of the other Directors/ Key Managerial Personnel of the Company/ their relatives is, in any way, concerned or interested, financially or otherwise, in this resolution.

The Directors commend the resolution set out under Item no. 3 of the Notice for approval of the Members by way of Special Resolution.

**Details of the Directors pursuant to the provisions of Regulation 36 of SEBI (Listing Obligations and Disclosure Requirements) Regulations, 2015 and Secretarial Standard on General Meeting (SS-2) issued by the Institute of Company Secretaries of India, as applicable**

<b>Name of Director</b>	<b>Shri Praveen Someshwar</b>	<b>Ms. Savitri Kunadi</b>
<b>Age (years)</b>	54	77
<b>Relationship with other Directors <i>inter-se</i> and Key Managerial Personnel</b>	None	None
<b>Date of Appointment</b>	August 01, 2018	May 09, 2019
<b>Expertise in specific functional areas and brief resume</b>	Strategic Leadership, Business & Finance  <i>Please refer Company's website <a href="http://www.hmvl.in">www.hmvl.in</a> for detailed profile.</i>	Strategic Planning and General Management  <i>Please refer Company's website <a href="http://www.hmvl.in">www.hmvl.in</a> for detailed profile.</i>
<b>Qualification</b>	Chartered Accountant and Cost Accountant	B.A (Hons.) degree from Bombay University in History & Political Science and Master's Degree from University of Rajasthan.
<b>Terms and condition of appointment/ re-appointment</b>	Managing Director appointed for 5 years w.e.f. August 1, 2018, liable to retire by rotation	Independent Director, not liable to retire by rotation
<b>No. of Equity Shares of Rs. 10/- each held in the Company <i>(including shareholding as a beneficial owner)</i></b>	NIL	NIL
<b>Remuneration last drawn <i>(including sitting fee , if any, during FY-21)</i></b>	Rs. 513.58 Lac	Rs.7 Lac (Sitting fee)
<b>Directorship held in other companies <i>(excluding foreign companies)</i></b>	1. Digicontent Limited ( <i>Listed</i> ) 2. HT Media Limited ( <i>Listed</i> ) 3. Next Mediaworks Limited ( <i>Listed</i> ) 4. Audit Bureau of Circulation 5. Media Research Users Council India 6. Next Radio Limited 7. Shine HR Tech Limited <sup>&amp;</sup> 8. The Indian Newspaper Society 9. The Press Trust of India Limited	NIL
<b>List of the committees of Board of Directors <i>(across all companies) in which</i></b>	<u>Digicontent Limited:</u> (i) Audit Committee- Member (ii) Stakeholders' Relationship Committee- Member	<u>Hindustan Media Ventures Limited:</u> Audit Committee - Member

<b>Chairmanship/Membership is held)#</b>	<u>Hindustan Media Ventures Limited:</u> Stakeholders' Relationship Committee- Member  <u>HT Media Limited:</u> (i) Audit Committee- Member (ii) Stakeholders' Relationship Committee- Member  <u>Next Mediaworks Limited:</u> (i) Audit Committee- Member (ii) Stakeholders' Relationship Committee- Chairman  <u>Next Radio Limited:</u> Audit Committee-Member	
<b>No. of Board Meetings attended during FY-21</b>	5	5

*\*As per latest disclosure received from the Director*

*#In terms of SEBI (Listing Obligations and Disclosure Requirements) Regulations, 2015, only two Committees viz. Audit Committee and Stakeholders' Relationship/Shareholders'/Investors' Grievance Committee have been considered*

*& Under process of strike-off*



**हिन्दुस्तान**  
**BHAROSA NAYE HINDUSTAN KA**

**HINDUSTAN MEDIA VENTURES LIMITED**

**ANNUAL REPORT 2020-21**

# CONTENTS

## Corporate OVERVIEW

### 01-09

- 02 \_\_\_ About HMTL
- 03 \_\_\_ Driving affinity across key markets
- 04 \_\_\_ Chairperson's Message
- 06 \_\_\_ Improving connections to usher change
- 08 \_\_\_ Inspiring lasting change
- 09 \_\_\_ A ray of hope amidst Covid-19

## Statutory REPORTS

### 10-57

- 10 \_\_\_ Management Discussion & Analysis
- 16 \_\_\_ Board's Report
- 42 \_\_\_ Report on Corporate Governance

## Financial STATEMENTS

### 58-222

- 58 \_\_\_ Standalone Financial Statements
- 139 \_\_\_ Consolidated Financial Statements



To view the report online, please log on to:  
[www.hmtl.in](http://www.hmtl.in)

# CORPORATE INFORMATION

## Board of Directors

Smt. Shobhana Bhartia  
*Chairperson*

Shri Ajay Relan

Shri Ashwani Windlass

Dr. Mukesh Aghi

Ms. Savitri Kunadi

Shri Priyavrat Bhartia

Shri Shamit Bhartia

*Managing Director*

Shri Praveen Someshwar

*Managing Director*

## Registered Office

Budh Marg, Patna - 800 001

Tel.: +91-612-222 3434

Fax: +91-612-222 1545

## Corporate Office

Hindustan Times House (2<sup>nd</sup> Floor)

18-20, Kasturba Gandhi Marg

New Delhi - 110 001

Tel.: +91-11-6656 1234

Fax: +91-11-6656 1445

Email: [hmtlinvestor@livehindustan.com](mailto:hmtlinvestor@livehindustan.com)

Website: [www.hmtl.in](http://www.hmtl.in)

## Chief Executive Officer

Shri Samudra Bhattacharya

## Chief Financial Officer

Shri Sandeep Gulati

## Company Secretary

Shri Tridib Barat

## Statutory Auditor

B S R and Associates,  
Chartered Accountants

## Registrar and Share Transfer Agent

KFin Technologies Private Limited

Selenium, Tower-B

Plot Nos. 31 & 32, Financial District

Nanakramguda, Gachibowli

Serilingampally Mandal

Hyderabad - 500 032

Toll Free No.: 18003094001

Email: [einward.ris@kfintech.com](mailto:einward.ris@kfintech.com)

Website: [www.kfintech.com](http://www.kfintech.com)

## Cautionary Statements

Certain statements in the MDA section concerning future prospects may be forward-looking statements which involve a number of underlying identified / non identified risks and uncertainties that could cause actual results to differ materially. In addition to the changes in the macro-environment, the Covid-19 pandemic may pose unforeseen, unprecedented, unascertainable and constantly evolving risk(s), inter-alia, to the Company and the environment in which it operates. The results of these assumptions, relying on available internal and external information, constitute the basis for determining certain facts and figures stated in the report. Since the factors underlying these assumptions are subject to change over time, the estimates on which they are based, are also subject to change accordingly. These forward-looking statements represent only the Company's current intentions, beliefs or expectations, and any forward-looking statement speaks only as of the date on which it was made. The Company assumes no obligation to revise or update any forward-looking statements, whether as a result of new information, future events, or otherwise.

**Disclaimer:** All data used in the initial sections of the report (including MD&A) have been primarily based on publicly available sources, and discrepancies, if any, are incidental and unintentional.

# BHAROSA

## NAYE HINDUSTAN KA

A progressive nation feeds on enlightened and liberal ideas to move ahead and define newer limits of success. To earn the trust of a 'New India', Hindustan Media Ventures Limited (HMVL) relies on its undaunted attitude to uphold the highest standards of journalistic ethics, integrity and fairness. Providing 5 crore readers their dose of verified news and knowledge, Hindustan is truly dedicated to live up to its credo of 'Bharosa Naye Hindustan Ka' (being a trustworthy partner for new India).

Banking on the trust of our readers, we are confidently taking strides to adapt to change, overcoming hurdles and delivering insightful content that resonates with a huge reader base. It is this unabated commitment to create value that drives us to tap into newer segments and capitalise on emerging trends.

Over the decades, we have built presence in the Hindi news segment. We continue to strengthen our capabilities, identify ways to be better than before, through new story formats and improved experiences for our customers, and invest in long term growth of the business. We are now poised to scale opportunities and set new standards of excellence to truly respect and carry forward our legacy of trust based journalism.

## HMVL

### News & views expressed with courage and integrity

One of India's leading print media companies, HMVL has created a distinct portfolio of reliable and responsible journalism.

With its immense popularity in the Hindi news medium, it has created a niche across key markets of Bihar, Uttar Pradesh, Jharkhand, Delhi-NCR and Uttarakhand. It continues to extend its presence to provide high-quality content that respects the ethos of journalistic excellence through varied stories, events and campaigns covering different facets of life.

#### Endearing Brands

हिन्दुस्तान | फुरसत

अनोरखी | नई दिशाएं

तन-मन | हिन्दुस्तान जॉब सर्व 

जानो इंग्लिश

# DRIVING AFFINITY ACROSS KEY MARKETS

## #1

in Bihar



## #1

in Uttarakhand



## #2

in Uttar Pradesh and Bihar combined



## #2

in Jharkhand



## #2

in Delhi



**Note:** Rankings are based on Average Issue Readership (AIR) as per IRS, Q4 2019, unless otherwise stated



## CHAIRPERSON'S MESSAGE

### Dear Shareholders,

The year gone by was extremely challenging and marked by multiple headwinds. The outbreak of the pandemic, and the lockdowns imposed in its wake, affected lives and livelihoods across the country. As a direct result of the pandemic, the Media & Entertainment industry was also impacted. Consumer, investor, and business confidence plunged and companies turned cautious and focused on cost optimisation. This had a direct bearing on advertising spends during the year.

Through these challenging times, Hindustan Media Ventures Limited (HMVL) continued to work on being the credible and reliable face of journalism. We took numerous initiatives to mitigate the impact of the disruption caused by COVID-19 on the Company. With the gradual lifting of lockdown restrictions during the year and the consequent resumption of economic activity, our business has started its journey towards normalcy. In line with this, advertising revenue has witnessed sequential growth. Despite a tough environment, we have been able to deliver positive EBITDA for the year on account of prudent cost optimisation strategies. Circulation too, has bounced back over the course of the year.

Through Hindustan, our leading Hindi news daily, we continued to

provide our readers with insightful, useful, and informative content. The fact that rural areas remained comparatively less affected by the virus during the first wave of the pandemic helped regional language media remain relatively insulated from the economic havoc witnessed in larger cities.

The Company is geared to explore new perspectives for progress (Tarakki ka naya nazaria). Throughout the year, we strove to acquire new customers, promote brand awareness, encourage consumer engagement, drive affinity for our brand and build organisation structures and processes to adapt to a changing business environment. With the Covid-19 outbreak, we initiated public awareness campaigns to inform readers about the safety measures implemented across the newspaper supply chain.

At HMVL, we deeply value our employees and their contribution towards fulfilling organisational objectives. We are grateful for their hard work, determination and commitment to take the Company to greater heights. As a part of the essential services sector, our employees worked constantly and diligently during the pandemic, providing accurate and timely information and news to our readers. We continue to undertake measures that are aimed at safeguarding their

interests as well as health in the toughest of times, ranging from a calibrated transition towards remote working to organising vaccine drives for employees and their families.

Going forward, the M&E industry is expected to sharply rebound in coming years. We expect the regional language print segment to remain relevant and significant within the larger media industry and are focusing our attention to the imminent needs of our readers. We remain optimistic about the times to come and expect a recovery sooner rather than later.

I would like to extend my gratitude towards the Board of Directors, our shareholders, and our employees for their relentless effort and sincere support. I believe the cornerstone of our success lies in the ingenuity, competence, and determination of our people as well as proficient management that sincerely endeavours to anticipate emerging trends and shows flexibility in response to changes in the market.

Lastly, I remain thankful to our advertisers and loyal readers for their continuous trust in our abilities to chart new avenues of progress.

Regards,



**Shobhana Bhartia**  
Chairperson



---

Throughout the year, we strove to acquire new customers, promote brand awareness, encourage consumer engagement, drive affinity for our brand and build organisation structures and processes to adapt to a changing business environment. 🍋🍋

---

## IMPROVING CONNECTIONS TO USHER CHANGE

HMVL aspires to create a deeper connect with its audience as well as people from all walks of life. It acts as an engagement platform which informs and empowers different sections of society, and encourages healthy discussions.

### Hindustan Anokhi Digi Club

Anokhi Club is a unique initiative that primarily focuses on issues faced by women in their daily lives. During this initiative, 90 minute workshops were

held, discussing topics ranging across banking, health & sanitation, beauty, cooking and education. Since the onset of the pandemic, Anokhi Club

pivoted itself and became Anokhi Digi Club, working as a platform to connect with women digitally. Bi-monthly sessions were hosted for women from different geographies and the program became immensely popular among its target audience. Numerous celebrities have also been a part of this program. The 360 degree promotion of this event enhanced the visibility of the brand and increased its sponsorship revenues considerably. The event emerged as an excellent platform to connect with women.



### Hindustan Singing Rockstar

During the lockdown, people were ready to consume different forms of entertainment and HMVL utilized this opportunity to launch a unique singing competition, Hindustan Singing Rockstar. Kailash Kher was chosen as the brand ambassador for the event. The top 10 participants in each category were chosen through live screenings and the audio clips were promoted on social media channels to garner public votes. The winners were chosen through a live competition between participants. Monetary rewards were announced for the

winners and they were given a chance to perform live with our celebrity judge Kailash Kher.

**5,000+**  
Entries received on a dedicated microsite



## Hindustan Mission Shakti

Hindustan, in collaboration with the Uttar Pradesh government, launched a 6-month long Hindustan Mission Shakti campaign to highlight the exemplary achievements of women. Several stories were featured focusing on the core aspects of safety, respect and empowerment of women. We also organized School Samwads in girls' schools that encouraged students to learn safety tactics and utilized government schemes to break societal barriers. To facilitate direct interactions between government authorities and women from different parts of the state, webinars with high-ranking officials were conducted and women were given a chance to directly interact and understand various government initiatives for women's safety. The event culminated with a unique on-ground and digital hybrid



webinar, where a chosen few were given the chance to interact with the Chief Minister of Uttar Pradesh, Yogi Adityanath.

# 7,500

Women from 75 districts of UP identified for exemplary work

# 750+

School Samwads organised

# 18+

Webinars with high-ranking officials

## Hindustan Olympiad

It provides a unique platform for students of classes 1 to 12 to appear for an aptitude test to assess their overall academic capabilities. The state and district toppers are awarded scholarships, and every participant is offered a certificate as well as a performance report for evaluating his/her progress in the examination. Since its inception in 2015, Hindustan Olympiad has received an overwhelming response from over 7 Lac students, and 15,000+ schools of Uttar Pradesh, Uttarakhand, Bihar & Jharkhand over the past 5 years.

Due to the pandemic, the Olympiad shifted to the online format in 2020. Along with Uttar Pradesh, Bihar, Jharkhand and Uttarakhand, the program has been extended to Delhi, Mumbai and Chandigarh.

Hindustan Olympiad worked as an excellent platform to engage with students, parents & the school community through the online medium during pandemic.

# 3,000

Schools represented

# 70,000+

Students registered for the test in FY 2020-21

# 1,600+

State and district topper students received scholarship



## INSPIRING LASTING CHANGE

HMVL aspires to enhance socio-economic development of marginalised communities. We remain committed to foster change through responsible action and initiate projects that create a lasting impact on people's lives. Through dedicated effort and consistent emphasis on reaching out to the vulnerable, we aim to lay the foundation for sustainable and empowered communities.

### The Hindustan Atulyagram project

The project aims to encourage the economic empowerment of women. During the recent COVID-19 pandemic, we supported communities through this program and helped them navigate through the tough times posed by the nationwide lockdown. We identified vulnerable families and enabled them to avail free ration and other benefits from various government schemes. We also coordinated with government agencies to supervise the distribution of aid in areas affected by the pandemic. As part of the relief work, we distributed masks and sanitizers in several villages.



### T-Hub

We partnered with T-hub to launch 'MediaTech Arcade' – a market access program for start-ups. It allows organisations to take their unique ideas and abilities to a large audience. Shortlisted companies were asked to pitch their ideas to senior members of

the company and the most innovative start-ups were selected for, mentorship and potential long-term partnerships. Companies working in the fields of video automation, synthetic voice and augmented reality fared better than the others.



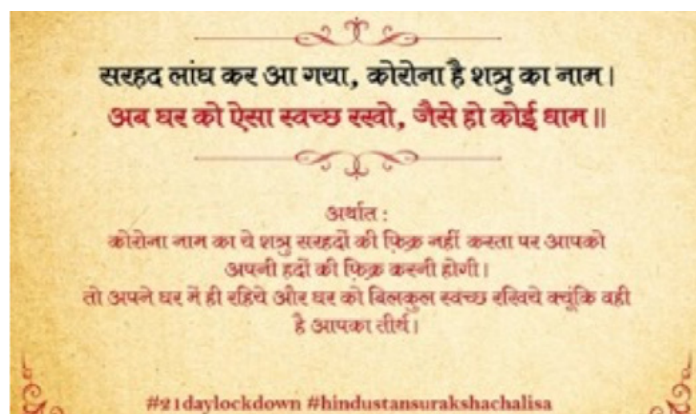
# A RAY OF HOPE AMIDST COVID-19

The novel coronavirus outbreak not only posed immense challenges to people, it was also accompanied by a huge influx of misleading and false information related to the pandemic. Due to limited access to verified information in the early days of the pandemic, social media platforms continued to be used for spreading unverified news which resulted in widespread panic.

As a brand that reaches the deepest pockets of India, especially with a strong presence in the Hindi language market, it was imperative for Hindustan to disseminate correct information.

## Suraksha Chalisa

The novel coronavirus outbreak was followed by a flood of false and misleading information about the virus, especially on social media. To connect with people on a deeper and emotional level while educating them on various safety precautions, Hindustan took the initiative of narrating the safety poem in the traditional format of prose writing. The Suraksha Chalisa incorporates useful communication in local dialect to inform readers on different aspects of staying healthy and safe during the COVID Pandemic in a style that resonates with the readers through “Shlokas” and “Dohas.”



## Hindustan e-Samwads



Hindustan invited subject matter experts from national and local key opinion leaders to disseminate accurate and appropriate information on varied topics of importance. Troubled economy, impact on small business, new income streams, mental health, online education, unemployment, unlock guidelines were some of the key issues of national importance that were discussed. The event contained live audience and the questions asked by them were answered by the experts. The Company conducted 7 national e-samwads and 60+ local e-samwads during the year.

# MANAGEMENT DISCUSSION AND ANALYSIS (MD&A)

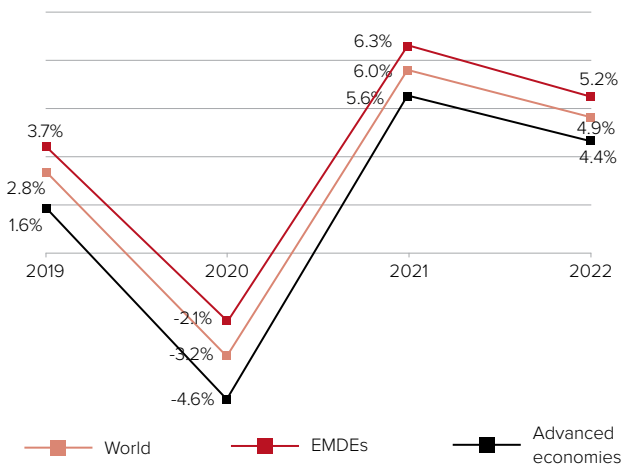
## Global Economy

The outbreak of COVID-19 brought economic activity to a near standstill and as the human toll grew, its economic damage became fairly evident. The global economic output declined by 3.2% in Calendar Year (CY) 2020, according to International Monetary Fund’s (IMF) World Economic Outlook (WEO) owing to prolonged lockdowns and restrictions on movement. While the developed economies declined sharply, Emerging Market and Developing Economies (EMDEs) witnessed a comparatively milder contraction.

The COVID-19 crisis also had a significant impact on global trade of goods and services. It is estimated to contract by 8.3% in CY 2020 due to massive disruptions in international production networks and depressed demand worldwide. The year saw worsening of income equality and the number of people living in poverty also increased. To aid economic recovery, Central Banks around the world resorted to interest rate cuts, and fiscal stimuli to bring the economy back on track. Vaccination drives in different parts of the world have also considerably improved the sentiment.

(Source: IMF WEO, World Bank Global Economic Prospects)

### Global GDP Growth Rate (%)



(Source: IMF WEO)

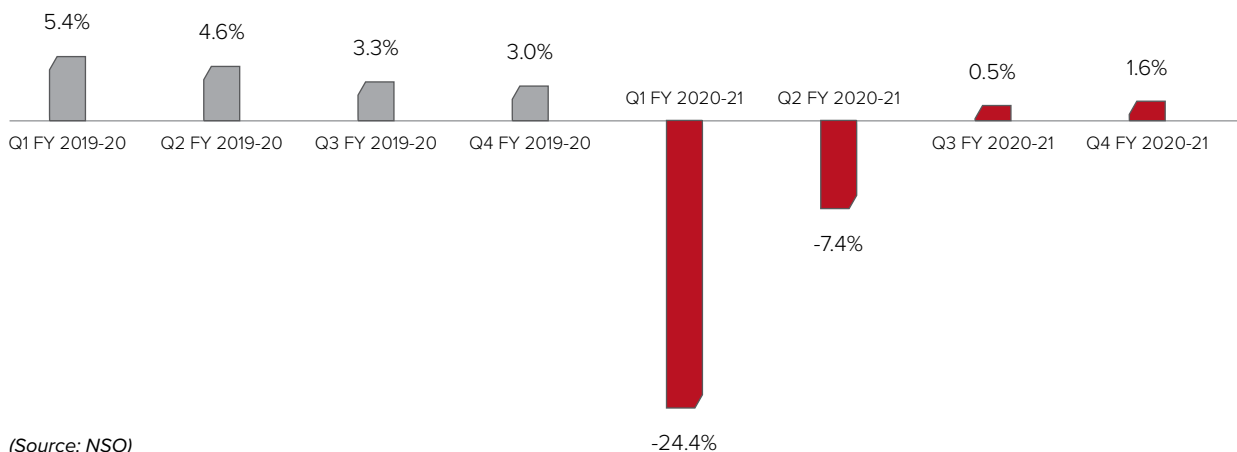
## Outlook

The global economy is projected to grow by 6.0% in CY 2021 and 4.9% in 2022 (IMF WEO), assuming the success of vaccination drives around the world as contact-intensive activities would be expected to resume. However, the pace of recovery is likely to differ dramatically across the world, based on access to medical interventions, the feasibility of policy assistance, and other structural issues resulting from the pandemic. Especially in EMDEs, containment measures might be needed more frequently as effective vaccine protection could remain low in upcoming year, increasing negative effects on economy.

## Indian Economy

The Indian economy contracted deeply under the pandemic. According to NSO, India’s GDP is expected to contract by 7.3% in FY 2020-21. Although agriculture emerged as bright spot, contact-based services, manufacturing, and construction suffered during the fiscal. However, government consumption and exports have prevented growth from plummeting further and have eased the recovery of various sectors.

India adopted a specific four-pillar strategy of containment, fiscal, financial, and long-term structural reforms to facilitate economic revival, while providing calibrated fiscal and monetary support to boost consumption and investment in the country. Government measures such as an increased minimum support prices and allocations for a rural employment guarantee program benefited rural demand, even as urban demand lagged as people stayed at home. As lockdown restrictions continued to be lifted, demand uptick was noticed by the second and third quarters of FY 2020-21.

**Indian GDP growth (in %)**

(Source: NSO)

**Outlook**

India's real GDP is expected to register a growth of 9.5% in FY 2021-22 on the back of release of household savings for consumption and normalisation of economic activities. However, uncertainty hovers as the second wave of the virus has caught India unprepared, prompting stringent lockdowns in several parts of country and calling for improvement in vaccine supplies in immediately upcoming months.

(Source: IMF WEO, Economic Survey, Asian Development Bank)

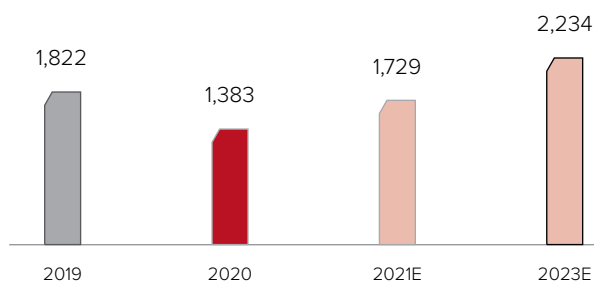
**Indian Media and Entertainment Industry**

As per EY FICCI M&E report 2021, the Media & Entertainment industry witnessed a contraction of 24% in CY 2020, to record revenues of ₹ 1.38 trillion. Traditional media segments such as Television, Print and Radio were impacted, while Films, Out-of-home (OOH) media and live events were severely hit. Traditional media – comprising of Television, Print, Films, OOH, Radio and Music – still hold 72% share of entire M&E industry revenue in CY 2020. Under the shadow of COVID-19 and the resultant lockdowns, advertising expenditure was impacted negatively as businesses focused on rationalising discretionary spends. As a result, the contribution of subscription revenues to the total M&E pie increased after the COVID-19 outbreak as it performed relatively better than Ad-based models.

With the easing of lockdown restrictions and the resumption of economic activity in the second half of calendar year, the M&E industry started to recover gradually. But, restrictions on social gatherings, theatres and other closed spaces, and persistent fear of infection continue to pose challenges for the space.

**Outlook**

The growth of Indian M&E sector has a strong correlation with India's GDP growth rate. With the rebound in the economy and expected GDP growth in the upcoming year, the M&E sector in India is expected to grow at a sharper pace, although time for recovery may differ for different segments. The industry is expected to grow at a much faster rate than the global average. The revenues in the M&E sector are also expected to rebound by 25% to reach ₹ 1.73 trillion in CY 2021, as per EY FICCI M&E report 2021.

**Revenues in the Indian M&E industry**

All figures are gross of taxes (₹ in billion) for calendar years

(Source: EY FICCI Report 2021)

**Print Media**

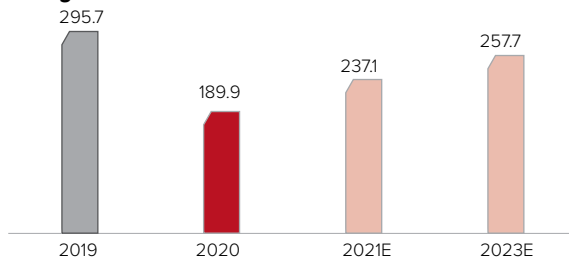
India is one of the few countries where print media continues to enjoy a dominant position and is considered one of the most formidable channels for information dispersal. The pandemic induced lockdowns worsened the economic activity in the country which led to a significant reduction in print revenues.



The size of Print segment reduced by 36% YoY to ₹189.9 billion in CY 2020. It was driven by a 41% reduction in Ad revenue and a 24% drop in circulation revenues. To stay relevant, players are expected to focus on increasing regional news pool, curating community experiences, strategic increase in cover prices to build more reliance on subscription.

Hindi and other regional language newspapers recovered a larger portion of their lost circulation post pandemic, even as English language newspapers saw a slower progress, particularly in metros. The segment also witnessed the establishment of a new lower-cost operating benchmark as industry players focused on both temporary and permanent costs rationalisation measures. However, an expected upswing in commodity cycles during the coming fiscal year may exert some pressure on margins.

### Print segment revenues

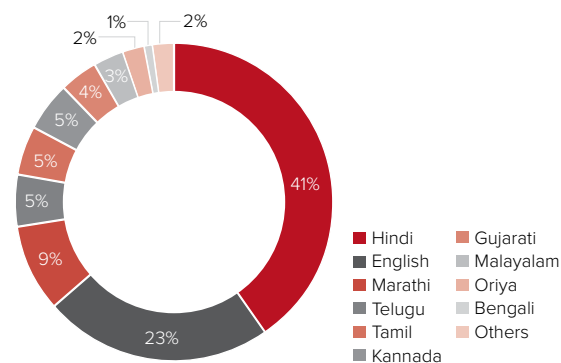


All figures are gross of taxes (₹ in billion) for calendar years  
(Source: EY FICCI Report 2021)

### Hindi Print Advertising Market

Hindi publications continued to be the largest contributor to advertisement volumes due to its significant reach. Its share in the total Ad revenue grew from 37% in CY 2019 to 41% in CY 2020. The pandemic impacted the advertisement volumes of Hindi Print business. All major categories saw de-growth on print as their own businesses were affected. However, the decline was lesser than that seen for advertising in English.

### Newspaper ad volumes (by language) in 2020



(Source: EY FICCI Report 2021)

### Hindi Print Circulation Market

The pandemic affected circulation of Hindi newspapers. The impact was higher in the days immediately following the announcement of first lockdown. With the gradual loosening of restrictions, the circulation started to revive. As compared to CY 2019, newspaper circulation revenue from Hindi and vernacular stayed comparatively less affected compared to English circulation. The festive season in the last quarter of CY 2020 initiated the recovery in circulation, underlining the strength of Hindi Print on the back of loyal local news consumers.

### Company Overview

Hindustan Media Ventures Limited (HMVL) is a part of Hindustan Times Group and a subsidiary of HT Media Limited – a diversified media Company. HMVL's flagship publication, Hindustan is the third largest daily in India. It publishes global, national and local news, covering politics, business, entertainment, sports and other topics of general interest. Hindustan has a strong presence in the states of Bihar, Jharkhand, Uttar Pradesh, Uttarakhand and Delhi-NCR with a huge readership base.

### Product Basket

#### Hindustan

According to the Indian Readership Survey (IRS) Q4 2019, Hindustan has a Total Readership (TR) of 5 crore. In the Hindi daily segment, Hindustan continues to be a leading newspaper in Bihar with a total readership of 1.4 crore, including being at No.1 spot in Patna city. It has a total readership of 2.7 crore in Uttar Pradesh, and has become the second most read newspaper in Jharkhand and Delhi. Our readers have a median age of 30 years, indicating its popularity among all age groups, and positions it as a strong prospect for advertisers.

### Financial Overview

#### Revenue & Profitability

Total revenue declined in FY 2020-21 to reach ₹ 663 crore, owing to decrease in advertising spends across various categories brought in by the pandemic and a dip in circulation volumes immediately post COVID. However, the reduction in Company's EBITDA margin was limited, reaching 18.7% in FY 2020-21 from 23.0% in FY 2019-20, on the back of cost rationalization measures across key expense line items. Return on Net Worth reached 4.6% in FY 2020-21 from 8.0% in FY 2019-20, on account of relatively lower PAT.

### Current Ratio

Current ratio decreased to 1.2 times in FY 2020-21 from 1.9 times in FY 2019-20. This is primarily attributable to an increase in other financial liabilities.

### Inventory Turnover Ratio

Inventory Turnover ratio decreased to 3.5 times in FY 2020-21 from 6.2 times in FY 2019-20. This was mainly on account of a significant reduction in newsprint consumption during the year as newspaper production was optimized. Also, the inventory was maintained at high levels in a low newsprint price scenario. The latter was expected to increase in the upcoming periods.

### Debt Equity Ratio

Debt Equity ratio has decreased to 0.05 times in FY 2020-21 from 0.08 times in FY 2019-20 driven by a decrease in our short term as well as long term borrowings.

### Interest Coverage Ratio

Interest Coverage ratio has reduced to 10.8 times in FY 2020-21 from 18.7 times in FY 2019-20 due to a decrease in earnings before interest and taxes on account of softness in revenues during the year, even as the interest cost declined marginally.

### Editorial Highlights

Hindustan had a phenomenal year from an editorial point of view. Many of our campaigns achieved considerable success and were properly recognised and honoured. For major projects like Hindustan Mission Shakti, Hindustan has earned several awards and accolades across various award platforms. Some of the key editorial initiatives are highlighted below.

#### COVID related initiatives

**Corona Se Dariye Mat Savdhan Rahiye :** Hindustan initiated daily articles which offered tips regarding health, hygiene and routine chores to be followed during the lockdown.

**Corona Myth aur Sacchai :** This initiative was aimed at busting the myths related to the pandemic and debunking the trending fake news on social media.

**Corona Prashnottari :** Hindustan introduced the daily section named 'Corona Prashnottari' to address the questions people had regarding the disease. It further took help from the subject matter experts to answer the questions of its readers.

**Hindustan Helpline :** Hindustan published helpline numbers for its readers to provide immediate help to them during the pandemic.

### Sankat Mein Karobar

This initiative was aimed at bringing attention to small business issues and concerns. The initiative's design was ultra-localised in order to cover the widest range of issues faced by various sectors in India's most remote areas.

### Hindustan Ghanti Bajao

Hindustan went ahead and launched a high-impact initiative called Hindustan Ghanti Bajao during the lockdown. Hindustan reporters visited various localities every day as part of this programme, ringing doorbells to learn about their concerns and problems. Hindustan then raised their concerns with the local administration which helped them get immediate redressal.

### Aao Rajniti Karein

It is a standardised initiative that has been widely implemented several times between 2012 and 2020 to help improve voter turnout and encourage ethical and informed voting. The project has received the President of India's National Media Gold Award twice – in 2015 and 2017. The program helps to establish Hindustan as a brand for the people.

### Anokhi Baatein

Anokhi is the women's magazine of Hindustan that means 'one of a kind.' The segment entices female readers by offering them advice on topics such as family, cooking, and cosmetics.

### Human Resource

The Human Resource function plays a critical role in HMVL to guide the organisation towards a dynamic future. The central emphasis of the HR function has always been to direct the organisation towards effectively achieving its goals by strategically onboarding, cultivating, promoting, and attracting top talent. With a sharp focus on employee-centric policies, the HR function collaborates with various businesses, works in tandem with stakeholders and acts as agents of change.

#### HR initiatives in FY 2020-21

- Implemented new working models and enabled work-from-home to ensure the safety of employees after the outbreak of Covid-19 pandemic. The Company also provided training to the employees on remote working applications.
- Launched a next generation, Artificial Intelligence (AI) based learning platform named Edge Edcast. This platform offers flexibility and provides self-paced learning for employees.

- Employee health and safety was a top priority for the Company. The Company, therefore, undertook routine communication and inspections and workplace sanitization measures. The Company also ensured access to emergency medical assistance for infected employees.
- Undertook several initiatives on people productivity through focussed interventions that led to greater efficiency and cost optimization.
- Facilitated virtual leadership townhalls and connect sessions across locations to create a forum for actively communicating with the leadership and discussing concerns.

### Safety of Women at Workplace

The Company has stringent procedures to ensure safety of women at the workplace. It complies entirely with the Sexual Harassment of Women at Workplace (Prevention, Prohibition, and Redressal) Act of 2013. The Company's policy is available on the employee's intranet portal and an internal committee is in place. The Company also conducts regular training sessions for its employees and internal committee members. The Company has an online module for employees to increase awareness. As a result, no complaint of sexual harassment has been reported during FY 2020-21. As on 31st March 2021, the total employee strength of the company is 1,153.

### Risk Management

The Company has established a risk management framework to identify, manage and mitigate risks arising from external and internal factors. A risk identification exercise is carried out periodically to identify various strategic, operational, financial and compliance related risks. These risks are evaluated for their likelihood and potential impact. Few risks and uncertainties that can affect the business include an uncertain economic environment, changing consumer preferences and increasing digitization, adverse macroeconomic conditions influencing revenue growth and risk of newsprint price volatility and supply constraints resulting in higher direct costs. Further, heightened competition in key markets along with a dynamic regulatory landscape remain some of the key risks faced by the Company.

Potential risks are reviewed on an ongoing basis and mitigating controls are deliberated upon as an integral part of decision-making. To stay ahead of the competition and minimise exposure to risk, the Company has taken various initiatives like re-pivoting the business model post pandemic

for long term sustenance, continued management focus to increase readership/ circulation copies share based on strength of reader relevant content and optimising work-space infrastructure to enable work-from-home capabilities. Further, a dynamic mix of local and imported newsprint along with optimized use of different grades, dynamic hedging policy to minimize loss due to adverse foreign exchange fluctuations, enhanced technological capabilities and digital properties and the usage of an automated compliance tool to monitor status of statutory compliances across all locations/functions, help the Company to minimise its exposure to such risks. The Company also has a comprehensive review mechanism in place for its annual business plans and the progress of all its operating activities and projects.

### Internal Control

The Company has an effective system of internal controls corresponding with its size, nature of business and complexity of operations. The internal controls mechanism comprises of a well - defined organizational structure with clearly defined authority and responsibility levels and comprehensive documented policies, guidelines and procedures governing the operations of respective business areas and functions. These controls have been designed to safeguard the assets and interests of the Company and its stakeholders and also ensure compliance with Company's policies, procedures and applicable regulations. The Company has also established a Code of Conduct (CoC) framework and Whistle-Blower mechanism, which is duly approved by the Board of Directors in compliance with the regulatory requirements. A designated CoC Committee is in place which is tasked with monitoring and review of whistle-blower complaints.

The Company has a strong focus on technology and automation and is constantly exploring establishment of appropriate automated controls to further enhance the existing control framework. A robust ERP system is used for accounting across locations. The Company also has Shared Service Centre (SSC) and CRM application, the ambit of which is being widened to further aid centralisation of processes and activities. These systems enhance the reliability of financial and operational information by facilitating system driven control activities, segregation of duties and enabling stricter controls. The internal control system is supplemented by an extensive program of operational and IT audits to evaluate the adherence to laid down processes and controls on a periodic basis. The in-house internal audit function supported by professional external audit firms conducts comprehensive risk focused audits and assesses the effectiveness of the internal control structure across locations and functions on a regular

basis. In addition to internal audit activities, the Company has also developed an internal financial control framework to periodically review the effectiveness of controls laid down across all critical processes. The Company performed an extensive review of its Internal Financial Control (IFC) framework, including design assessment and rationalisation of existing controls in line with dynamic business practices. The Company also uses an online compliance management tool and has established a concurrent audit mechanism of the same to ensure effective compliance oversight. Further, the Audit Committee reviews internal control systems, accounting processes, financial information, internal audit findings and other related areas including their adequacies.

### **Outlook**

Hindustan aspires to be the catalyst for change and transformation in the coming years by enhancing focus on its credible journalism. Though the Company faced headwinds during the year with the reduction in top line and lower circulation, both attributable to the pandemic, the Company is expected to witness better performance than last year, with the improvement of the country's economic environment. Even as the second wave of pandemic is currently underway, and its macroeconomic impact is still unfolding, we expect advertising revenues to pick up in the coming year. The Company would continue to focus on improving its operational and financial performance, while providing authentic and quality content to its readers.

## BOARD'S REPORT

Dear Members,

Your Directors are pleased to present their Report, together with the Audited Financial Statements (Standalone & Consolidated) for the financial year ended on March 31, 2021.

### FINANCIAL RESULTS

Your Company's performance during the financial year ended on March 31, 2021, along with previous year's figures is summarized below:

₹ Lacs

Particulars	Standalone		Consolidated	
	2020-21	2019-20	2020-21	2019-20
<b>Total Income</b>	<b>66,428</b>	<b>90,455</b>	<b>66,307</b>	<b>90,455</b>
Earnings before interest, tax, depreciation and amortization (EBITDA)	12,571	20,800	12,412	20,800
Less: Depreciation	3,044	3,066	3,044	3,066
Less: Finance cost	870	949	870	949
<b>Profit before tax</b>	<b>8,657</b>	<b>16,785</b>	<b>8,498</b>	<b>16,785</b>
Less: Tax Expense				
• Current Tax	1,571	2,912	1,571	2,912
• Deferred tax charge/ (Credit)	(379)	1,976	(379)	1,976
<b>Total tax expense/ (credit)</b>	<b>1,192</b>	<b>4,888</b>	<b>1,192</b>	<b>4,888</b>
<b>Profit for the year</b>	<b>7,465</b>	<b>11,897</b>	<b>7,306</b>	<b>11,897</b>
Add: Share of loss of joint venture (net of tax, accounted for using equity method)	-	-	(362)	(267)
Profit for the year after share of loss of joint venture	7,465	11,897	6,944	11,630
Add: Other Comprehensive Income (net of tax)				
a) Items that will not be re-classified subsequently to profit or loss	(128)	(461)	(128)	(461)
b) Items that will be re-classified subsequently to profit or loss	235	(77)	235	(77)
<b>Total Comprehensive Income for the year (Net of tax)</b>	<b>7,572</b>	<b>11,359</b>	<b>7,051</b>	<b>11,092</b>
<b>Opening balance in Retained Earnings</b>	<b>1,13,090</b>	<b>1,02,715</b>	<b>1,12,823</b>	<b>1,02,715</b>
Add: Profit for the year	7,465	11,897	6,944	11,630
Less: Item of Other Comprehensive Income recognized directly in Retained Earnings				
Re-measurement of defined benefit plans (net of tax)	128	461	128	461
Less: Dividend paid	-	881*	-	881*
Less: Tax on Dividend	-	180	-	180
<b>Total Retained Earnings</b>	<b>1,20,427</b>	<b>1,13,090</b>	<b>1,19,639</b>	<b>1,12,823</b>

\* Dividend pertaining to FY-19, declared and paid during FY-20

### DIVIDEND

The country witnessed nationwide lockdown due to the pandemic, which adversely impacted the economy. Consequently, your Company's printing and publishing business witnessed a significant decline in revenue and resultant cash burn during FY-21. In view of the economic uncertainty, the Board of Directors do not recommend any dividend on the Equity Shares of the Company for the financial year ended on March 31, 2021.

The Dividend Distribution Policy framed pursuant to Regulation 43A of the Securities and Exchange Board of India (Listing Obligations and Disclosure Requirements) Regulations, 2015 ("SEBI Listing Regulations") is available on the Company's website at [http://www.hmv.in/pdf/dividend\\_distribution\\_policy.pdf](http://www.hmv.in/pdf/dividend_distribution_policy.pdf).

## COMPANY PERFORMANCE AND FUTURE OUTLOOK

A detailed analysis and insight into the financial performance and operations of your Company for the year under review and future outlook is appearing in Management Discussion and Analysis section which forms part of the Annual Report.

## SUBSIDIARY COMPANY AND ASSOCIATE

During the year under review and as at the end of the reporting period, your Company has one wholly-owned subsidiary company namely, HT Noida (Company) Limited (HTNL) and a Limited Liability Partnership namely, HT Content Studio LLP (HTCS).

In terms of the applicable provisions of Section 136 of the Companies Act, 2013, Financial Statements of HTNL and HTCS for the financial year ended on March 31, 2021 are available for inspection at the Company's website at [http://www.hmv.in/pdf/HT\\_Noida\\_Company\\_Limited\\_FY21.pdf](http://www.hmv.in/pdf/HT_Noida_Company_Limited_FY21.pdf) and [http://www.hmv.in/pdf/HT\\_Content\\_Studio\\_LLP\\_Financials\\_FY21.pdf](http://www.hmv.in/pdf/HT_Content_Studio_LLP_Financials_FY21.pdf)

A report on the performance and financial position of HTNL and HTCS, in the prescribed Form AOC-1 is annexed to the Consolidated Financial Statements and hence, is not reproduced here. The 'Policy for determining Material Subsidiary(ies)', is available on the Company's website at [http://www.hmv.in/pdf/Policy\\_for\\_determining\\_material\\_subsidaries.pdf](http://www.hmv.in/pdf/Policy_for_determining_material_subsidaries.pdf).

The contribution of HTNL and HTCS to the overall performance of your Company is outlined in Note no.45 of the Consolidated Financial Statements for the financial year ended March 31, 2021.

No Company became or ceased to be subsidiary of the Company, during the year under review.

## RISK MANAGEMENT

Your Company has a robust risk management framework to identify, evaluate and mitigate business risks. A detailed statement indicating development and implementation of the risk management policy, including identification of various elements of risk is appearing in the Management Discussion and Analysis section, which forms part of the Annual Report.

## EMPLOYEE STOCK OPTION SCHEME

The Parent Company's 'HT Group Companies - Employee Stock Option Rules for Listed Companies' whereunder the Eligible Employees are entitled to grant of option(s) in relation to the Company's shares, is in compliance with the SEBI ESOP Regulation, and there was no change in the same during FY-21. During the year under review, no options were granted under these Rules.

Voting rights on the shares of the Company held by HT Group Companies - Employee Stock Options Trust were not exercised during FY-21. The information required to be disclosed pursuant to the provisions of the SEBI ESOP Regulation read with SEBI's circular no. CIR/CFD/ POLICY CELL/2/2015 dated June 16, 2015 ("SEBI ESOP Regulations") is available on the Company's website at [http://www.hmv.in/pdf/HMVL\\_ESOP\\_Disclosure\\_31\\_Mar\\_21.pdf](http://www.hmv.in/pdf/HMVL_ESOP_Disclosure_31_Mar_21.pdf). Certificate dated June 17, 2021 issued by Statutory Auditor in terms of the SEBI ESOP Regulations is available for inspection by members, and any member desirous to inspect the same may send a request to the said effect from his/her registered email ID to [hmvinvestor@livehindustan.com](mailto:hmvinvestor@livehindustan.com).

## DIRECTORS AND KEY MANAGERIAL PERSONNEL

### Directors

In accordance with the provisions of the Companies Act, 2013, Shri Praveen Someshwar, Managing Director (DIN: 01802656) retires by rotation at the ensuing AGM, and being eligible, has offered himself for re-appointment. Your Directors commend re-appointment of Shri Praveen Someshwar for approval of the Members at the ensuing AGM.

Brief resume, nature of expertise, details of directorship held in other companies etc. of Shri Praveen Someshwar who is proposed to be re-appointed at the ensuing AGM, and his shareholding in the Company as stipulated under Secretarial Standard-2 (General Meetings) and Regulation 36 of SEBI Listing Regulations, is set-out in the Notice of the ensuing AGM.

The Independent Directors of the Company have confirmed the following:

- they meet the criteria of independence as prescribed under both, the Act and SEBI Listing Regulations;
- they have registered themselves on the data bank of Independent Directors maintained by Indian Institute of Corporate Affairs;

All the Directors have confirmed adherence to the Company's 'Code of Conduct'.

## Key Managerial Personnel

There was no change in Key Managerial Personnel during the year under review.

## PERFORMANCE EVALUATION

In line with the requirements of the Companies Act, 2013 and SEBI Listing Regulations, the Board undertook a formal annual evaluation of its own performance and that of its Committees & Directors.

Nomination & Remuneration Committee framed questionnaires for evaluation of performance of the Board as a whole, Board Committees (viz. Audit Committee, Stakeholders' Relationship Committee, Corporate Social Responsibility Committee and Nomination & Remuneration Committee); Directors and the Chairperson, on various criteria outlined in the 'Guidance Note on Board Evaluation' issued by SEBI on January 5, 2017.

The Directors were evaluated on various parameters such as value addition to discussions, level of preparedness, willingness to appreciate the views of fellow directors, commitment to processes which include risk management, compliance and control, commitment to all stakeholders (shareholders, employees, vendors, customers etc.), familiarization with relevant aspects of Company's business / activities, amongst other matters. Similarly, the Board as a whole was evaluated on parameters which included its composition, strategic direction, focus on governance, risk management and financial controls.

A summary report of the feedback of Directors on the questionnaire(s) was considered by the Nomination & Remuneration Committee and the Board of Directors. The Board would endeavour to use the outcome of the evaluation process constructively, to improve its own effectiveness and deliver superior performance.

## AUDIT & AUDITORS

### Statutory Auditor

B S R and Associates, Chartered Accountants ("BSR") [Firm Registration No. 128901W] were appointed as Statutory Auditor of the Company, for a term of 5 (five) consecutive years, at the Annual General Meeting held on September 19, 2019.

The report of BSR on Annual Financial Statements (Standalone and Consolidated) for the financial year ended on March 31, 2021, is an unmodified opinion i.e. it does not contain any qualification, reservation, adverse remark or disclaimer.

### Secretarial Auditor

Pursuant to the provisions of Section 204 of the Companies Act, 2013 and rules made thereunder, the Board of Directors had appointed M/s. RMG & Associates, Company Secretaries

(Firm Reg. No. P2001DE16100) as Secretarial Auditor, to conduct Secretarial Audit for the financial year 2020-21. The Secretarial Audit Report annexed herewith as "**Annexure-A**", does not contain any qualification, reservation, adverse remark or disclaimer.

During the year under review, the Statutory Auditor and the Secretarial Auditor have not reported any instance of fraud to the Audit Committee pursuant to Section 143(12) of the Companies Act, 2013 and rules made thereunder, and therefore no detail is required to be disclosed under Section 134(3)(ca) of the Companies Act, 2013.

## RELATED PARTY TRANSACTIONS

All contracts /arrangements /transactions entered into by the Company with related parties during the year under review, were in ordinary course of business of the Company and on arms' length terms. The related party transactions were placed before the Audit Committee for review and/or approval. During the year, the Company did not enter into any contract/ arrangement/transaction with related party, which could be considered material in accordance with the Company's 'Policy on Materiality of and dealing with Related Party Transactions' and accordingly, the disclosure of related party transactions in Form AOC-2 is not applicable. The aforesaid Policy is available on the Company's website at [http://www.hmvl.in/pdf/policy\\_materiality\\_dealing\\_related\\_party\\_transactions\\_2019.pdf](http://www.hmvl.in/pdf/policy_materiality_dealing_related_party_transactions_2019.pdf).

Reference of Members is invited to Note nos. 34 and 34A of the Standalone Financial Statements, which sets out the related party disclosures as per IND AS-24.

## CORPORATE SOCIAL RESPONSIBILITIES

As a responsible corporate citizen, your Company is committed to undertake socially useful programmes for welfare and sustainable development of the community at large. The Corporate Social Responsibility (CSR) Committee of Directors is in place in terms of Section 135 of the Companies Act, 2013. The composition and terms of reference of the CSR Committee are provided in the 'Report on Corporate Governance' which forms part of this Annual Report. The CSR Committee has formulated and recommended to the Board, a CSR Policy outlining CSR projects/activities to be undertaken by the Company, during the year under review. The CSR Policy is available on the Company's website at [http://www.hmvl.in/pdf/HMVL\\_CSR\\_POLICY\\_and\\_CSR\\_Schedule.pdf](http://www.hmvl.in/pdf/HMVL_CSR_POLICY_and_CSR_Schedule.pdf) and there was no change in the same during the year under review.

The Annual Report on CSR for FY-21 is annexed herewith as "**Annexure-B**".

## DIRECTORS' RESPONSIBILITY STATEMENT

Pursuant to Section 134(5) of the Companies Act, 2013, your Directors state that:

- i. in the preparation of the annual accounts for the financial year ended on March 31, 2021, the applicable Accounting Standards have been followed and there are no material departures;
- ii. such accounting policies have been selected and applied consistently and judgments and estimates have been made; that are reasonable and prudent so as to give a true and fair view of the state of affairs of the Company as on March 31, 2021, and of the profit of the Company for the year ended on March 31, 2021;
- iii. proper and sufficient care has been taken for the maintenance of adequate accounting records in accordance with the provisions of the Companies Act, 2013, for safeguarding the assets of the Company and for preventing and detecting fraud and other irregularities;
- iv. the annual accounts have been prepared on a 'going concern' basis;
- v. proper internal financial controls were in place and that such internal financial controls were adequate and operating effectively; and
- vi. systems have been devised to ensure compliance with the provisions of all applicable laws, and that such systems were adequate and operating effectively.

## DISCLOSURES UNDER THE COMPANIES ACT, 2013

**Borrowings and Debt Servicing:** During the year under review, your Company has met all its obligations towards repayment of principal and interest on loans availed.

**Particulars of loans given, investments made, guarantees/securities given:** Details of investments made and loans/guarantees/securities given, as applicable, are given in Note no. 6A, 6B & 45 of the Standalone Financial Statements.

**Board Meetings:** Yearly calendar of board meetings is prepared and circulated in advance to the Directors. During the financial year ended on March 31, 2021, the Board met five times on April 29, 2020, June 24, 2020, July 27, 2020, October 26, 2020, and January 18, 2021. For further details regarding these meetings, Members may please refer 'Report on Corporate Governance' which forms part of this Annual Report.

**Committees of the Board:** At present, five standing committees of the Board are in place viz. Audit Committee, Nomination & Remuneration Committee, Corporate Social Responsibility (CSR) Committee, Investment & Banking Committee and Stakeholders' Relationship Committee. During the year under review, recommendations of these committees were accepted by the Board. For further details of the committees of the Board, members may please refer 'Report on Corporate Governance' which forms part of this Annual Report.

**Remuneration Policy:** The Remuneration Policy of the Company on appointment and remuneration of Directors, Key Managerial Personnel (KMP) & Senior Management, as prescribed under Section 178(3) of the Companies Act, 2013 and SEBI Listing Regulations, is available on the Company's website at [http://www.hmvl.in/pdf/Remuneration\\_Policy.pdf](http://www.hmvl.in/pdf/Remuneration_Policy.pdf). The Remuneration Policy includes, *inter-alia*, criteria for appointment of Directors, KMPs, Senior Management Personnel and other covered employees, their remuneration structure, and disclosure(s) in relation thereto. There was no change in the Remuneration Policy, during the year under review.

**Vigil Mechanism:** The Vigil Mechanism, as envisaged in the Companies Act, 2013 & rules made thereunder and SEBI Listing Regulations is addressed in the Company's "Whistle Blower Policy". In terms of the Policy, directors/employees/stakeholders of the Company may report concerns about unethical behaviour, actual or suspected fraud or any violation of the Company's Code of Conduct and any incident of leak or suspected leak of Unpublished Price Sensitive Information (UPS). The Policy provides for adequate safeguards against victimization of the Whistle Blower. The Policy is available on the Company's website at [http://www.hmvl.in/pdf/Whistle\\_Blower\\_Policy\\_HMVL.pdf](http://www.hmvl.in/pdf/Whistle_Blower_Policy_HMVL.pdf).

**Particulars of employees and related disclosures:** In accordance with the provisions of Section 197(12) of the Companies Act, 2013 and Rule 5(2) & (3) of the Companies (Appointment and Remuneration of Managerial Personnel) Rules, 2014, details of employees' remuneration are set out in "Annexure-C" to this Report.

In terms of the provisions of Section 136(1) of the Companies Act, 2013, the Board's Report is being sent to the Members without this annexure. Members interested in obtaining such information may write to the Company Secretary.

Disclosures under Section 197(12) of the Companies Act, 2013 read with Rule 5(1) of the Companies (Appointment and Remuneration of Managerial Personnel) Rules, 2014 is annexed herewith as "Annexure-D".



**Annual Return:** In terms of Section 92(3) read with Section 134(3)(a) of the Companies Act, 2013, the Annual Return (Form MGT-7) for FY-20 and FY-21 are available on the website of the Company at [http://www.hmvl.in/pdf/Annual\\_Return\\_FY\\_20.pdf](http://www.hmvl.in/pdf/Annual_Return_FY_20.pdf) and [http://www.hmvl.in/pdf/Annual\\_Return\\_FY\\_21.pdf](http://www.hmvl.in/pdf/Annual_Return_FY_21.pdf).

**Conservation of energy, technology absorption and foreign exchange earnings & outgo:** The information on conservation of energy, technology absorption and foreign exchange earnings & outgo is annexed herewith as “**Annexure-E**”.

## CORPORATE GOVERNANCE

The Report on Corporate Governance in terms of Regulation 34 of SEBI Listing Regulations, forms part of the Annual Report. The certificate issued by Company Secretary-in-Practice is annexed herewith as “**Annexure-F**”.

## BUSINESS RESPONSIBILITY REPORT

In compliance with the provisions of Regulation 34 of SEBI Listing Regulations, the Business Responsibility Report for financial year ended on March 31, 2021 outlining the initiatives taken by the Company from environmental, social and governance perspective is annexed herewith as “**Annexure-G**”.

## SECRETARIAL STANDARDS

Your Directors state that the Secretarial Standards i.e. SS-1 and SS-2, relating to ‘Meetings of the Board of Directors’ and ‘General Meetings’, respectively, have been followed by the Company.

## PREVENTION OF SEXUAL HARASSMENT OF WOMEN AT WORKPLACE

Your Company adheres to a strict policy to ensure the safety of women employees at workplace. The Company is fully compliant with the provisions of the Sexual Harassment of Women at Workplace (Prevention, Prohibition and Redressal) Act, 2013 and has constituted an Internal Committee to redress any complaint regarding sexual harassment. The Company's policy in this regard, is available on the employee intranet portal. The Company conducts regular training sessions for employees and members of Internal Committee, and has also rolled-out an online module for employees to increase awareness. No complaint was reported during the year under review.

## GENERAL

Your Directors state that no disclosure is required in respect of the following matters, as there were no transactions/events in relation thereto, during the year under review:

1. Details relating to deposits covered under Chapter V of the Companies Act, 2013.
2. Issue of equity shares with differential rights as to dividend, voting or otherwise.
3. Issue of shares (including sweat equity shares) to employees of the Company under any scheme.

During the year under review, there was no change in the share capital structure of the Company.

The Company has not transferred any amount to the General Reserve during the year under review.

No material changes/commitments of the Company have occurred after the end of the financial year 2020-21 and till the date of this report, which affect the financial position of your Company.

No significant or material order was passed by Regulators or Courts or Tribunals which impact the ‘going concern’ status and Company's operations in future.

During the year under review, there was no change in the nature of business of the Company.

The Company is not required to maintain cost records as per Section 148 (1) the Companies Act, 2013.

There was no proceeding initiated/ pending against your Company under the Insolvency and Bankruptcy Code, 2016.

There was no instance of onetime settlement with any Bank or Financial Institution.

## INTERNAL FINANCIAL CONTROLS

Your Company has adequate internal financial controls in place with reference to the financial statements. The internal control system is supplemented by an extensive program of internal audit and review by the management. The in-house internal audit function, supported by professional external audit firms, conduct on a regular basis comprehensive risk focused audits and evaluate the effectiveness of the internal control structure across locations and functions. In addition to the above, the Company has developed an internal financial control framework to periodically review the effectiveness of controls laid down across all critical processes. The Company has set-up an online compliance management tool with a centralized repository to cater to the statutory compliance requirements.

## ACKNOWLEDGEMENT

Your Directors place on record their sincere appreciation for the co-operation extended by all stakeholders, including government authorities, readers, advertisers, customers, shareholders, investors, banks, vendors and suppliers. Your Directors also place on record their deep appreciation of the committed services of the executives and employees of the Company.

For and on behalf of the Board



**(Shobhana Bhartia)**

Chairperson

DIN: 00020648

**Place:** New Delhi

**Date:** June 17, 2021

## ANNEXURE - A TO BOARD'S REPORT

### FORM NO. MR-3

### Secretarial Audit Report

For The Financial Year Ended on March 31, 2021

[Pursuant to Section 204(f) of the Companies Act, 2013 and Rule No. 9 of the Companies (Appointment and Remuneration of Managerial Personnel) Rules, 2014]

To,  
The Members  
**Hindustan Media Ventures Limited**  
(CIN: L21090BR1918PLC000013)  
Budh Marg, P.S. Kotwali, Patna,  
Bihar-800001

We have conducted the secretarial audit of the compliance of the applicable statutory provisions and the adherence to good corporate practices by **Hindustan Media Ventures Limited** (hereinafter referred to as 'the Company'), having its Registered Office at Budh Marg, P.S. Kotwali Patna, Bihar-800001 and having its Corporate Office at Hindustan Times House (2nd floor), 18-20, Kasturba Gandhi Marg, New Delhi 110001. Secretarial Audit was conducted in a manner that provided us a reasonable basis for evaluating the corporate conducts/statutory compliances and expressing our opinion thereon.

Based on our verification, to the extent possible due to COVID – 19 pandemic, of the Company's books, papers, minutes books, forms and returns filed and other records maintained by the Company and also the information provided by the Company, its officers, agents and authorized representatives during the conduct of Secretarial Audit, we hereby report that in our opinion, the Company has, during the audit period covering the financial year ended **March 31, 2021**, complied with the statutory provisions listed hereunder and also that the Company has proper Board-processes and compliance-mechanism in place to the extent, in the manner and subject to the reporting made hereinafter:

We have examined the books, papers, minute books, forms and returns filed and other records as maintained by the Company for the financial year ended on March 31, 2021 according to the provisions of:

I. The Companies Act, 2013 ('the Act') and the rules made thereunder;

- II. The Securities Contracts (Regulation) Act, 1956 ('SCRA') and the rules made thereunder;
- III. The Depositories Act, 1996 and the Regulations and Bye-laws framed thereunder by the Depositories with regard to dematerialisation / rematerialisation of securities and reconciliation of records of dematerialized securities with all securities issued by the Company;
- IV. Foreign Exchange Management Act, 1999 and the rules and regulations made thereunder to the extent of Foreign Direct Investment, however, no FDI inflow was observed during the year. Further, there was no transaction of Overseas Direct Investment and External Commercial Borrowings which was required to be reviewed during the period under audit;
- V. The following Regulations and Guidelines prescribed under the Securities and Exchange Board of India Act, 1992 ('SEBI Act'):
  - (a) The Securities and Exchange Board of India (Substantial Acquisition of Shares and Takeovers) Regulations, 2011 including the provisions with regard to disclosures and maintenance of records required under the said Regulations;
  - (b) Securities and Exchange Board of India (Prohibition of Insider Trading) Regulations, 2015 ("SEBI PIT Regulations");
  - (c) The Securities and Exchange Board of India (Issue of Capital and Disclosure Requirements) Regulations, 2018 [**Not Applicable as the Company has not issued any further share capital during the period under review**];

- (d) The Securities and Exchange Board of India (Share Based Employee Benefits) Regulations, 2014;
- (e) The Securities and Exchange Board of India (Issue and Listing of Debt Securities) Regulations, 2008 **[Not applicable as the Company has not issued any debt securities during the period under review];**
- (f) The Securities and Exchange Board of India (Registrars to an Issue and Share Transfer Agents) Regulations, 1993 regarding the Companies Act and dealing with client to the extent of securities issued;
- (g) The Securities and Exchange Board of India (Delisting of Equity Shares) Regulations, 2009 **[Not applicable as the Company has not delisted/proposed to delist its equity shares from any Stock Exchange during the period under review];**
- (h) The Securities and Exchange Board of India (Buy Back of Securities) Regulations, 2018 **[Not applicable as the Company has not bought back/proposed to buy-back any of its securities during the period under review].**
- VI. Laws specifically applicable to the industry to which the Company belongs, as identified by the management, that is to say:
1. The Press and Registration of Books Act, 1867
  2. Press Council Act, 1978
  3. The Registration of Newspapers (Central) Rules, 1956
  4. The Information Technology Act, 2000 & Rules and Guidelines

For the compliances of Environmental Laws, Labour Laws & other General Laws, our examination and reporting is based on the documents, records and files as produced and shown to us and the information and explanations as provided to us, by the officers and management of the Company and to the best of our judgment and understanding of the applicability of the different enactments upon the Company, in our opinion there are systems and processes exist in the Company to monitor and ensure compliance with applicable Environmental Laws, Labour Laws & other General Laws.

The compliance by the Company of applicable financial laws, like direct and indirect tax laws, have not been reviewed in

this audit since the same have been subject to review by the statutory auditor and other designated professionals.

**We have also examined compliance with the applicable clauses of the following:**

1. Secretarial Standards with respect to Meetings of Board of Directors (SS-1) and General Meetings (SS-2) issued by the Institute of Company Secretaries of India.
2. Securities and Exchange Board of India (Listing Obligations and Disclosure Requirements) Regulations, 2015.
3. General Circular Nos. 14/2020, 17/2020 and 20/2020 dated April 08, 2020, April 13, 2020 and May 05, 2020, respectively, issued by the Ministry of Corporate Affairs and Circular No. SEBI/HO/CFD/CMD1/CIR/P/2020/79 dated May 12, 2020 issued by the Securities and Exchange Board of India to hold Extra-Ordinary General Meetings/ Annual General Meetings through Video Conferencing (VC) or other audio-visual means (OAVM).
4. Notification No. G.S.R 186 (E) dated March 19, 2020 read with Notification No. G.S.R 395 (E) dated June 23, 2020 issued by the Ministry of Corporate Affairs, to conduct the Meetings of the Board or its committees through Video Conferencing (VC) or other audio-visual means (OAVM).
5. General Circular No. 16/2020 and 35/2020 dated April 13, 2020 and September 29, 2020, respectively, as issued by the Ministry of Corporate Affairs, to provide relaxations in filing of IEPF forms, without any additional fees and to take other concomitant actions accordingly. In assistance of such circulars, the Company has transferred the shares to the Investor Education and Protection Fund (IEPF) after the due date, as prescribed in Rule 6 of Investor Education and Protection Fund Authority (Accounting, Audit, Transfer and Refund) Rules, 2016 (i.e. beyond a period of thirty days of such shares becoming due to be transferred).

During the period under review, the Company has generally complied with the provisions of the Act, Rules, Regulations, Guidelines, Standards, Circulars, Notifications etc. mentioned above.

**We further report that-**

- the Board of Directors of the Company is constituted with proper balance of Executive Directors, Non-Executive Directors, Independent Directors and Woman Director during the period under review. The changes in the

composition of the Board of Directors that took place during the period under review, if any, were carried out in compliance with the provisions of the Act/ SEBI LODR.

- adequate notice(s) were given to all directors to schedule the Board/Committee meetings, agenda and detailed notes on agenda were sent in accordance with the applicable laws, as mentioned hereabove and a system exists for seeking and obtaining further information and clarifications on the agenda items before the meeting and for meaningful participation at the meeting.
- all the decision of the Board/its Committees were taken adequately with requisite majority, while the dissenting members' views, if any, are captured and recorded as part of the minutes;
- the Company filed all the forms, returns, documents and resolutions as were required to be filed with the Registrar of Companies and other authorities, and all the formalities relating to the same are in compliance with the Act; and
- during the year, the Company has taken adequate steps to comply with the provisions of SEBI PIT Regulations, including issue of warning letter(s) and disgorgement of profit on account of contra trade of shares entered into by the designated person(s), in the respective cases. The profit so disgorged has been deposited with the Investor Protection and Education Fund (IPEF) of SEBI, followed by reporting to the Stock Exchange(s) in due compliance with the SEBI Circular No. SEBI/HO/ISD/ISD/CIR/P/2020/135 dated July 23, 2020.

**We further report that** on review of the compliance mechanism established by the Company, we are of the opinion that the management has systems and processes in the Company commensurate with the size and operations of the Company to monitor and ensure compliance with applicable laws, rules, regulations and guidelines as the Company has

developed comprehensive legal compliance scheduling and management software by which specific compliance tasks were assigned to specified officials. The software enables in planning and monitoring all compliance activities across the Company.

**We further report that** during the audit period, the Company has following specific events/actions having a major bearing on the Company's affairs in pursuance of the above referred laws, rules, regulations, guidelines, standards etc. referred to above:

1. The Members, by way of Postal Ballot results of which declared on March 23, 2021, approved the following:
  - i. Payment of remuneration to Shri Shomit Bhartiya (DIN: 00020623), Managing Director of the Company, for the remaining period of his present tenure i.e. from April 01, 2021 to February 03, 2022;
  - ii. Payment of remuneration to Shri Praveen Someshwar (DIN: 01802656), Managing Director of the Company, for the remaining period of his present tenure i.e. from August 01, 2021 to July 31, 2023;

For **RMG & Associates**  
Company Secretaries  
Firm Registration No. P2001DE16100  
Peer Review No.: 734 / 2020

Sd/-

**CS Manish Gupta**

Partner

Date: June 17, 2021

Place: New Delhi

UDIN: F005123C000468333

FCS: 5123; C.P. No.: 4095

Note: This report is to be read with 'Annexure - I' attached herewith and forms an integral part of this report.

## ANNEXURE - I

To,

The Members

**Hindustan Media Ventures Limited**

**(CIN: L21090BR1918PLC000013)**

**Budh Marg, P.S. Kotwali, Patna,**

**Bihar-800001**

Our Secretarial Audit Report of even date, for the financial year ended March 31, 2021 is to be read along with this letter:

1. It is the responsibility of management of the Company to maintain secretarial records, devise proper systems to ensure compliance with the provisions of all applicable laws and regulations and to ensure that the systems are adequate and operating effectively.
2. Our responsibility is to express an opinion on these secretarial records, standards and procedures followed by the Company with respect to secretarial compliances.
3. We believe that audit evidence and information obtained from the Company's management is adequate and appropriate for us to provide a basis for our opinion.
4. Wherever required, we have obtained the management's representation about the compliance of laws, rules and regulations and happening of events etc.
5. The Secretarial Audit Report is neither an assurance as to future viability of the Company nor of the efficacy or effectiveness with which the management has conducted affairs of the Company.
6. We have not verified the correctness and appropriateness of financial records and Books of Accounts of the Company.
7. We have conducted online verification & examination of records, as facilitated by the Company, due to Covid 19 and subsequent lockdown situation for the purpose of issuing this Report.

For **RMG & Associates**

Company Secretaries

Firm Registration No. P2001DE16100

Peer Review No.: 734 / 2020

Sd/-

**CS Manish Gupta**

Partner

Date: June 17, 2021

Place: New Delhi

UDIN: F005123C000468333

FCS: 5123; C.P. No.: 4095

## ANNEXURE - B TO BOARD'S REPORT

### Annual Report on CSR activities for FY-21

#### 1. Brief outline on CSR Policy of the Company:

The Company strives to achieve excellence when it comes to undertaking business in a socially, ethically and environmentally responsible manner. The formulation of Corporate Social Responsibility (CSR) Policy is one such step forward in that direction. The Policy outlines the Company's philosophy as a responsible corporate citizen and also lays down the guidelines and mechanism for undertaking socially useful programs for welfare & sustainable development of the community, in and around area of operations of the Company and other parts of the country. The policy applies to all CSR projects or programs undertaken by the Company in India, in relation to one or more activities outlined in Schedule VII of the Companies Act, 2013.

#### 2. Composition of CSR Committee:

Sl. No.	Name of Director	Designation / Nature of Directorship	Number of meetings of CSR Committee held during the year	Number of meetings of CSR Committee attended during the year
1	Smt. Shobhana Bhartia	Chairperson <i>(Non-executive Director)</i>	Matters requiring approval/ recommendation/review of CSR	Not applicable
2	Shri Ajay Relan	Member <i>(Independent Director)</i>	Committee were transacted by way of unanimous resolution(s) passed by circulation. In view of the above, no meeting of CSR	
3	Shri Priyavrat Bhartia	Member <i>(Non-executive Director)</i>	Committee was held during FY-21.	

#### 3. Provide the web-link where composition of CSR Committee, CSR Policy and CSR projects approved by the board are disclosed on the website of the company:

Following documents are available on the website of the Company viz. [www.hmvl.in](http://www.hmvl.in):

Composition of CSR Committee: [http://www.hmvl.in/pdf/Board\\_Committees\\_of\\_HMVL\\_2021.pdf](http://www.hmvl.in/pdf/Board_Committees_of_HMVL_2021.pdf)

CSR Policy and projects: [http://www.hmvl.in/pdf/HMVL\\_CSR\\_POLICY\\_and\\_CSR\\_Schedule.pdf](http://www.hmvl.in/pdf/HMVL_CSR_POLICY_and_CSR_Schedule.pdf)

#### 4. Provide the details of impact assessment of CSR projects carried out in pursuance of sub-rule (3) of rule 8 of the Companies (Corporate Social Responsibility Policy) Rules, 2014, if applicable (attach the report):

Not Applicable

#### 5. Details of the amount available for set off in pursuance of sub-rule (3) of rule 7 of the Companies (Corporate Social Responsibility Policy) Rules, 2014 and amount required for set off for the financial year, if any:

Sl. No.	Financial Year	Amount available for set-off from preceding financial years (in ₹)	Amount required to be set- off for the financial year, if any (in ₹)
		← NONE →	

**6. Average net profit of the company as per section 135(5):** ₹ 9,065.19 Lac**7. a) Two percent of average net profit of the company as per section 135(5):** ₹ 181.30 Lac

b) Surplus arising out of the CSR projects or programmes or activities of the previous financial years: Nil

c) Amount required to be set off for the financial year, if any: Nil

d) Total CSR obligation for the financial year (7a+7b- 7c): ₹ 181.30 Lac

**8. (a) CSR amount spent or unspent for the financial year:**

Total amount spent for the Financial Year (₹ In Lac)	Amount Unspent (in ₹)				
	Total amount transferred to Unspent CSR account as per section 135(6)		Amount transferred to any fund specified under Schedule VII as per second proviso to section 135(5)		
	Amount	Date of transfer	Name of the Fund	Amount	Date of transfer
182.00	←		Not applicable	→	

**(b) Details of CSR amount spent against ongoing projects for the financial year:**

(1)	(2)	(3)	(4)	(5)	(6)	(7)	(8)	(9)	(10)	(11)
Sl. No.	Name of the Project	Item from the list of activities in Schedule VII to the Act	Local area (Yes/No)	Location of the project State District	Project duration	Amount allocated for the project (in ₹)	Amount spent in the current financial year (in ₹)	Amount transferred to Unspent CSR Account for the project as per Section 135(6) (in ₹)	Mode of implementation - Direct (Yes/No)	Mode of Implementation – Through Implementing Agency Name CSR Registration number
← Not applicable →										

**(c) Details of CSR amount spent against other than ongoing projects for the financial year:**

(1)	(2)	(3)	(4)	(5)	(6)	(7)	(8)
Sl. No.	Name of the project	Item from the list of activities in Schedule VII to the Act	Local area (Yes/No)	Location of the project State District	Amount spent for the project (₹ In Lac)	Mode of implementation -Direct (Yes/No)	Mode of implementation – Through Implementing Agency Name CSR Registration number
1.	Healthy Hindustan	Clause (i) of Schedule VII – Promoting healthcare including preventive healthcare	Yes	Uttar Pradesh Meerut & Mathura	100.00	Yes	Not applicable
2.	Integrated and transformational Village Development	Clause (x) of Schedule VII – Rural development project	Yes	Uttar Pradesh Mathura	12.00	Yes	Not applicable



(1)	(2)	(3)	(4)	(5)		(6)	(7)	(8)	
Sl. No.	Name of the project	Item from the list of activities in Schedule VII to the Act	Local area (Yes/No)	Location of the project		Amount spent for the project (₹ In Lac)	Mode of implementation -Direct (Yes/No)	Mode of implementation – Through Implementing Agency	
				State	District			Name	CSR Registration number
3.	Initiative to control spread/ impact of Coronavirus	Clause (i) & (xii) of Schedule VII – Preventive care & disaster management including relief, rehabilitation and reconstruction activities	Yes	Delhi, UP, Bihar & Maharashtra	Delhi, Ghaziabad, Mumbai, Lucknow, Patna & smaller districts	33.00	Yes	Not applicable	
4.	Digital innovation program organized by tHub	Clause (ix)(a) of Schedule VII – Contribution to incubators or research and development projects in the field of science, technology, engineering and medicine, funded by the Central Government or State Government or Public Sector Undertaking or any agency of the Central Government or State Government	No	Telangana	Hyderabad	20.00	Yes	Not applicable	
5.	Hindustan E-Olympiad	Clause (ii) of Schedule VII – Promoting education	Yes	Bihar, Jharkhand, Uttar Pradesh, Uttarakhand, Delhi, Maharashtra and Chandigarh	Spread across 172 districts	17.00	Yes	Not applicable	
<b>TOTAL</b>						<b>182.00</b>			

(d) Amount spent in Administrative Overheads: Nil

(e) Amount spent on Impact Assessment, if applicable: Not applicable

(f) Total amount spent for the Financial Year : (8b+8c+8d+8e): ₹182.00 Lac

(g) Excess amount for set off, if any:

Sl. No.	Particular	Amount (₹ in Lac)
(i)	Two percent of average net profit of the Company as per Section 135(5)	181.30
(ii)	Total amount spent for the Financial Year	182.00
(iii)	Excess amount spent for the financial year [(ii)-(i)]	0.70
(iv)	Surplus arising out of the CSR projects or programmes or activities of the previous financial years, if any	Nil
(v)	Amount available for set-off in succeeding financial years [(iii)-(iv)]	0.70

**9. (a) Details of Unspent CSR amount for the preceding three financial years:**

Sl. No.	Preceding Financial Year	Amount transferred to Unspent CSR Account under section 135 (6) (₹ In Lac)	Amount spent in the reporting Financial Year (₹ In Lac)	Amount transferred to any fund specified under Schedule VII as per section 135(6), if any			Amount remaining to be spent in succeeding financial years (₹ In Lac)
				Name of the Fund	Amount (₹ In Lac)	Date of transfer	
1.	FY 19-20	Not Applicable	17.76	←	Not Applicable	→	NIL
2.	FY 18-19	←	←	←	Not Applicable	→	→
3.	FY 17-18	←	←	←	Not Applicable	→	→

**(b) Details of CSR amount spent in the financial year for ongoing projects of the preceding financial year(s):**

(1)	(2)	(3)	(4)	(5)	(6)	(7)	(8)	(9)
Sl. No.	Project Id	Name of the Project	Financial Year in which the project was commenced (₹ in Lac)	Project duration	Total amount allocated for the project (in ₹)	Amount spent on the project in the reporting Financial Year (in ₹)	Cumulative amount spent at the end of reporting Financial Year (in ₹)	Status of the project - Completed /Ongoing
					← Not Applicable →			

**10. In case of creation or acquisition of capital asset, furnish the details relating to the asset so created or acquired through CSR spent in the financial year (asset-wise details):** None

- Date of creation or acquisition of the capital asset(s):** Not applicable
- Amount of CSR spent for creation or acquisition of capital asset:** Not applicable
- Details of the entity or public authority or beneficiary under whose name such capital asset is registered, their address etc:** Not applicable
- Provide details of the capital asset(s) created or acquired (including complete address and location of the capital asset):** Not applicable

**11. Specify the reason(s), if the company has failed to spend two per cent of the average net profit as per section 135(5):** Not applicable


**Samudra Bhattacharya**  
(Chief Executive Officer)



**Shobhana Bhartia**  
(Chairperson, CSR Committee)

**Place:** New Delhi

**Date:** June 16, 2021

## ANNEXURE - D TO BOARD'S REPORT

Details pertaining to remuneration as required under Section 197(12) of the Companies Act, 2013 read with Rule 5(1) of the Companies (Appointment and Remuneration of Managerial Personnel) Rules, 2014

- (i) The ratio of remuneration of each Director to the median remuneration of the employees and percentage increase in remuneration of each Director and KMP viz. Chief Executive Officer, Chief Financial Officer and Company Secretary during the financial year ended on March 31, 2021, is as under –

Name of Director and KMP	Designation	Remuneration for FY-21 (Rs./Lacs)	% increase in remuneration in FY-21	Ratio of remuneration of each Director to median remuneration of employees in FY-21 <sup>®</sup>
Shri Ajay Relan	Independent Director	11.00*	Not comparable <sup>§</sup>	2.13
Shri Ashwani Windlass	Independent Director	6.50*	Not comparable <sup>§</sup>	1.26
Dr. Mukesh Aghi <sup>‡</sup>	Independent Director	Nil	Not applicable	Not applicable
Ms. Savitri Kunadi	Independent Director	7.00*	Not comparable <sup>†</sup>	1.36
Shri Shamit Bhartia	Managing Director	319.58	(23.51%)	61.93
Shri Praveen Someshwar	Managing Director	513.58	(5.93%)	99.53
Shri Samudra Bhattacharya	Chief Executive Officer	362.15	Not comparable <sup>†</sup>	Not applicable
Shri Sandeep Gulati	Chief Financial Officer	150.59	(10.19%)	Not applicable
Shri Tridib Barat	Company Secretary	52.26	(28.14%)	Not applicable

<sup>®</sup>Median remuneration of employees during FY-21 was Rs.5.16 Lac

\* Comprises of sitting fee for attending Board/Committee meetings, as applicable

<sup>§</sup> Not comparable as sitting fee was increased to Rs.1 Lac and Rs.50,000 per board and committee meeting, respectively, from Rs.30,000 per meeting w.e.f. May 9, 2019. Also, profit related commission pertaining to FY-19 was paid to the Independent Directors during FY-20, however, commission pertaining to FY-20 and FY-21 has not been approved by the Board.

<sup>‡</sup>Voluntarily foregone sitting fee during FY-20 & FY-21

<sup>†</sup>Remuneration not comparable owing to appointment during FY-20

Note 1: Perquisites have been valued as per the Income Tax Act, 1961.

Note 2: Save and except the above, no remuneration was paid during FY-21 to Directors and KMP

- (ii) There was an increase of 4.88% in the median remuneration of employees of the Company in FY-21.
- (iii) As on March 31, 2021, there were 1,153 permanent employees on the rolls of the Company.
- (iv) Average percentage increase in remuneration of employees, other than managerial personnel, during FY-21 is 0.29%. During the same period, the average percentage change in remuneration of managerial personnel is given in table above, which was lower than the percentage increase in the remuneration of employees other than managerial personnel.
- (v) It is hereby affirmed that the remuneration is as per the Remuneration Policy of the Company.

For and on behalf of the Board



**(Shobhana Bhartia)**

Chairperson

DIN: 00020648

**Place:** New Delhi

**Date:** June 17, 2021

## ANNEXURE - E TO BOARD'S REPORT

Information on conservation of energy, technology absorption, foreign exchange earnings & outgo as per Section 134(3)(m) of the Companies Act, 2013 read with Rule 8(3) of the Companies (Accounts) Rules, 2014

### (A) Conservation of energy-

#### (i) Steps taken or impact on conservation of energy:

- Energy saving initiatives taken during earlier years were further progressed during FY-21. At present, 99% (approx.) of lighting across all print locations has been converted to LED. Internal energy audit in factories has been taken up, and various energy saving projects (*Major projects – demand reduction, alteration & optimization of Chiller operation, optimization of compressor operations, enabled power saving mode on machine*) have been identified for implementation during FY-22, which are likely to deliver savings of ~₹ 15 Lacs/ year.
- Rationalized utility running, only during machine run.
- Tapping and arresting energy drain across factories & offices.

#### (ii) Steps taken by the company for utilizing alternate sources of energy:

The Company has further stepped up use of green energy by installing solar project at Kanpur (220KWp). This initiative is likely to save electricity charges of ₹ 6 Lac (approx.) in FY-22.

#### (iii) Capital investment on energy conservation equipment:

In line with Company's strategy to optimise capex deployment, energy saving initiatives are being implemented largely on opex model with profit sharing with vendors.

### (B) Technology absorption-

#### (i) Efforts made towards technology absorption: Nil

#### (ii) Benefits derived like product improvement, cost reduction, product development or import substitution: Nil

#### (iii) In case of imported technology (imported during the last three years reckoned from the beginning of the financial year):


- |   |   |     |
|---|---|-----|
| <ul style="list-style-type: none"> <li>a) Details of technology imported:</li> <li>b) Year of import:</li> <li>c) Whether the technology being absorbed:</li> <li>d) If not fully absorbed, areas where absorption has not taken place, and the reasons thereof:</li> </ul> | } | Nil |
|---|---|-----|

#### (iv) Expenditure incurred on Research & Development: Nil

### (C) Foreign exchange earnings and outgo –

- Foreign Exchange earned in terms of actual inflows during the year: ₹ 25 Lac
- Foreign Exchange outgo during the year in terms of actual outflows: ₹ 4,032 Lac

For and on behalf of the Board



**(Shobhana Bhartia)**

Chairperson

DIN: 00020648

Place: New Delhi

Date: June 17, 2021

# ANNEXURE - F TO BOARD'S REPORT

## Compliance Certificate

To,

**The Members**

**Hindustan Media Ventures Limited**

**(CIN: L21090BR1918PLC000013)**

**Budh Marg, P.S. Kotwali Patna,**

**Bihar-800001**

We have examined the compliance of conditions of Corporate Governance by **Hindustan Media Ventures Limited** (hereinafter referred to as 'the Company'), having its Registered Office at Budh Marg, P.S. Kotwali, Patna, Bihar-800001 and having its Corporate Office at Hindustan Times House (2nd floor), 18-20, Kasturba Gandhi Marg, New Delhi-110001, for the year ended on March 31, 2021, as stipulated in the relevant provisions of the Securities and Exchange Board of India (Listing Obligations and Disclosure Requirements) Regulations, 2015, as amended from time to time (hereinafter referred to as "Listing Regulations").

The compliance of conditions of Corporate Governance is the responsibility of the Management. Our examination was limited to a review of procedures and implementation thereof, adopted by the Company for ensuring compliance with the conditions of Corporate Governance. It is neither an audit nor an expression of opinion on the financial statements of the Company.

In our opinion and to the best of our information and according to the explanations given to us, we certify that the Company has complied with the conditions of Corporate Governance as stipulated in the above-mentioned Listing Regulations.

We further state that this certificate is neither an assurance as to the future viability of the Company nor of the efficiency or effectiveness with which the Management has conducted the affairs of the Company.

For **RMG & Associates**

Company Secretaries

Firm Registration No. P2001DE16100

Peer Review No. : 734 / 2020

**Date** : June 17, 2021

**Place** : New Delhi

**UDIN** : F005123C000468311

**Sd/-**

**CS Manish Gupta**

Partner

FCS: 5123; C.P. No.: 4095

## ANNEXURE-G TO BOARD'S REPORT

### Business Responsibility Report

#### Section A: General Information about the Company

Corporate Identity Number (CIN) of the Company	CIN: L21090BR1918PLC000013
Name of the Company	Hindustan Media Ventures Limited
Registered Address	Budh Marg, Patna - 800 001
Website	www.hmvl.in
Email Id	hmvlinvestor@livehindustan.com
Financial Year reported	April 1, 2020 - March 31, 2021
Sector(s) that the Company is engaged in (industrial activity code-wise)	Printing and Publication of (NIC Code – 181, 581)* Newspapers and Periodicals
List three key products / services that the Company manufactures/provides (as in balance sheet):	Printing and publishing of newspapers and magazines
Total no. of locations where business activity is undertaken by the Company:	Indian operations of the Company are carried out through multiple offices across states. Key states / regions include Delhi National Capital Region, Uttar Pradesh, Uttarakhand, Bihar and Jharkhand. The Company does not have any international operations.
a) No. of international locations	
b) No. of national locations	
Markets served by the Company – Local / State / National / International	Newspapers and magazines serve national markets

\* Source: National Industrial Classification - 2008

#### Section B: Financial Details of the Company

Paid-up Capital (as on March 31, 2021)	Rs. 73.67 Crore
Total turnover	Rs. 664.28 Crore
Total Profit after taxes	Rs. 74.65 Crore
Total Spending on Corporate Social Responsibility (CSR) as percentage of profit after tax (%)	Rs. 1.82 Crore (allocated Rs. 1.82 Crore) [2% of average net profit for last three financial years]
List of activities in which CSR expenditure has been incurred	<p>The Company has taken several initiatives to formulate and implement policies which support inclusive growth and equitable development as part of its Corporate Social Responsibility. Our programmes help sections of the society that are under-privileged, and our initiatives aim towards their development. We also work towards promoting healthcare and employment by enhancing vocation skills especially among children, women, elderly, and the differently-abled along with supporting livelihood enhancement projects. We also undertook numerous Covid-19 control initiatives benefitting people from all sections of society.</p> <p>Some of the initiatives which have made an impact in the last year include–</p> <ol style="list-style-type: none"> <li><b>Healthy Hindustan</b> – This is a year-long initiative that is providing free health check-up for the under privileged by qualified doctors from reputed hospitals.</li> <li><b>Atulya Gram initiative</b> – This is an integrated village development program that collectively enables a disadvantaged community to become self-sustaining and a key peg of India's development story.</li> <li><b>Covid 19 control initiatives</b> – Under this program various awareness programs were carried stating the measures to be taken to safeguard against the pandemic. Free masks and sanitizers were distributed to the public.</li> </ol>

## Section C: Other Details

Does the Company have any Subsidiary Company / Companies?	Yes, the Company has 1 Indian subsidiary as on March 31, 2021
Do the Subsidiary Company / Companies participate in the BR initiatives of the parent Company?	Subsidiary Company participates in BR initiatives of the Company, to the extent applicable and relevant for business operations.
If yes, then indicate the number of such subsidiary company(s)	
Do any other entity / entities (e.g. suppliers, distributors etc.) that the Company does business with participate in the BR initiative of the Company?	No
If yes, then indicate the percentage of such entity / entities?	

## Section D: BR Information

### 1. Details of Director/Directors responsible for BR:

#### a) Details of the Director/Directors responsible for implementation of the BR policy/policies:

1. DIN Number	01802656
2. Name	Shri Praveen Someshwar
3. Designation	Managing Director

#### b) Details of the BR Head:

Sr. No.	Particulars	Details
1	DIN	08711910
2	Name	Shri Sandeep Rao
3	Designation	Chief Strategy Officer
4	Contact details	+91-11-6656 1234
5	E-mail Id	hmvinvestor@livehindustan.com

### 2. Principle-wise BR Policy/ Policies

#### a) Details of Compliance (Reply Y/N)

Sr. No	Questions	Business Ethics	Product Responsibility	Employee Wellbeing	Stakeholder Engagement	Human Rights	Environment Protection	Public & Regulatory Policy	CSR	Customer relation
		P1	P2	P3	P4	P5	P6	P7	P8	P9
1	Do you have a Policy / Policies for (*)	Y	Y	Y	Y	Y	Y	Y	Y	Y
2	Has the Policy been formulated in consultation with the relevant stakeholders (*)	Y	Y	Y	Y	Y	Y	Y	Y	Y



Sr. No	Questions	Business Ethics	Product Responsibility	Employee Wellbeing	Stakeholder Engagement	Human Rights	Environment Protection	Public & Regulatory Policy	CSR	Customer relation
		P1	P2	P3	P4	P5	P6	P7	P8	P9
3	Does the policy conform to any national / international standards? (**)	Y	Y	Y	Y	Y	Y	Y	Y	Y
4	Has the policy been approved by the board? If yes, has it been signed by MD/ CEO/ appropriate Board Director? (***)	Y	N	Y	Y	N	N	N	Y	Y
5	Does the Company have a specified committee of the Board/ Director/ Official to oversee implementation of the policy? (***)	Y	Y	Y	Y	Y	Y	Y	Y	Y
6	Indicate the link for the policy to be viewed online	Following policies of the Company can be viewed on our website www.hmvl.in: 1) Corporate Social Responsibility - <a href="http://www.hmvl.in/pdf/HMVL_CSR_POLICY_and_CSR_Schedule.pdf">http://www.hmvl.in/pdf/HMVL_CSR_POLICY_and_CSR_Schedule.pdf</a> 2) Whistle Blower Policy - <a href="http://www.hmvl.in/pdf/Whistle_Blower_Policy_HMVL.pdf">http://www.hmvl.in/pdf/Whistle_Blower_Policy_HMVL.pdf</a> 3) Code of Conduct - <a href="http://www.hmvl.in/pdf/Code_of_Conduct_HMVL_2021.pdf">http://www.hmvl.in/pdf/Code_of_Conduct_HMVL_2021.pdf</a>								
7	Has the policy been formally communicated to all relevant internal and external stakeholder?	Yes								
8	Does the Company have in house structure to implement the policies?	Yes								
9	Does the Company have a grievance redressal mechanism related to the policy to address stakeholders' grievances related to the policy?	Yes								
10	Has the Company carried out independent audit/ evaluation of the working of this policy by an internal or external agency?	Policies are evaluated regularly for implementation by CEO and Business Leaders as part of their regular business reviews. Currently, there is no formal process of an independent audit and evaluation of the working of these policies.								

\* While no formal written policy may exist for certain principles, the Company has robust procedures / practices as well as standard operating procedures in place which are being uniformly communicated to the team and are regularly reviewed for adherence by CEO and respective Business Leaders.

\*\* The policies materially conform and are aligned to applicable legal and regulatory requirements, guidelines, SEBI regulations and our internal guidelines.

\*\*\* Under the overall guidance of the Board of Directors, the Company's policies are framed and modified from time to time. As and when the policies are approved, they are released for implementation by the Business Leaders. These policies are thereafter administered under the overall supervision of CEO.

**b. If answer to the question at Sr No 1 against any principle, is “No”, please explain why:**

Sr. No	Questions	P1	P2	P3	P4	P5	P6	P7	P8	P9
1	The Company has not understood the principles									
2	The Company is not at a stage where it finds itself in a position to formulate and implement the policies on specified principles									
3	The Company does not have financial or manpower resources available for the task									
4	It is planned to be done within next six month									
5	It is planned to be done within next one year									
6	Any other reason (Please specify)									

Not applicable

**3. Governance related to BR:**

- a) Indicate the frequency with which the Board of Directors, Committee of the Board or CEO assesses the BR performance of the Company. Within 3 months, 3-6 months, Annually, More than 1 year –

Assessment of BR performance is done on an ongoing basis by the concerned persons as part of business reviews for the various segments in the Company. CSR Committee of the Board reviews the social performance of the Company on a periodic basis that also includes monitoring current projects, efficient and timely utilization of allocated grants and takes into account the interests of shareholders, clients, employees, communities and regulators.

- b) Does the Company publish a BR or sustainability Report? What is hyperlink for viewing this report? How frequently it is published?

The Company published the BR report for FY-20 as per SEBI requirement, and it is hosted on the website [http://www.hmv.in/pdf/HMVL\\_AR2019\\_20.pdf](http://www.hmv.in/pdf/HMVL_AR2019_20.pdf) under 'Investor Relations' section. This report for FY-21 is also hosted on the website of the Company viz. [www.hmv.in](http://www.hmv.in) under Report section of 2020-21 tab in 'Investor Relations'.

The Company considers Corporate Governance as an integral part of management. The Code of Conduct adopted by the Board of Directors is applicable to the Directors and all employees of the Company. The HR policies framed/ circulated are applicable to all employees and deal with ethics, bribery and corruption. These policies are applicable to employees at all levels including the subsidiary.

2. How many stakeholder complaints have been received in the past financial year and what percentage was satisfactorily resolved by the management? If so, provide details thereof.

As mentioned in the Report on Corporate Governance, no investor complaint was received during the year. There were 6 complaints from stakeholders related to Code of Conduct, which have been suitably dealt with. Additionally, complaints from all other stakeholders are addressed and dealt with by respective functions in the Company.

**Principle 2: Businesses should provide goods and services that are safe and contribute to sustainability throughout their life cycle**

1. List up to 3 of your products or services whose design has incorporated social or environmental concerns, risks and / or opportunities.

Being part of the Printing and Publishing Industry, the Company publishes newspapers and magazines. We use state-of-the-art technology and innovative techniques to make the best use of material and minimize wastage. Further, our endeavour is always to minimize impact on the environment and its protection.

**Section E: Principle-wise Performance**

**Principle 1: Businesses should conduct and govern themselves with Ethic Transparency and Accountability**

1. Does the policy relating to ethics, bribery and corruption cover only the Company? Does it extend to the Group / Joint Ventures / Suppliers / Contractors / NGOs / Others?

2. For each such product, provide the following details in respect of resource use (energy, water, raw materials etc.) per product (optional):

We continuously update our technology and machines to make best use of the material and minimize wastage. Regular safety and compliance audits are conducted in all print factories and corrective actions are taken as per recommendations to use the resources optimally.

Total consumption of newsprint is tracked at the newspaper level and by source (domestic/international). Environment conversation is the responsibility of all, and we make continuous efforts at our end to conserve the natural resources as well.

We conserved and recycled 22% water in FY-21 using water conservation and waste-water recycling initiatives. Further, we have installed eleven rainwater harvesting units last year to replenish ground water levels.

We did significant work at our end to cut on our CO<sub>2</sub> emissions by use of solar power at Patna and Ranchi printing press leading to an annual CO<sub>2</sub> emission reduction of 17% (528 ton). Other efficiency improvement projects such as plant LED light implementation, VFD installation on ETP / STP plant, reduction in contract demand, compressor efficiency improvement, rationalized air-condition, chiller and HVAC operations, running machine on single motor & power factor improvement have helped us reduce CO<sub>2</sub> emissions by 2.66 % (84 Ton)

3. Does the Company have a procedure in place for sustainable sourcing (including transportation)? If yes, what percentage of your inputs was sourced sustainably?

Yes, the Company has a procedure in place for sustainable sourcing of raw material.

The Company is in continuous collaboration and has been working closely with the supplier partners to improve the degree of the sustainability associated with its sourcing practices. This includes our key initiative of sourcing from the vendors who are located in the close proximity of our plant/ manufacturing locations in order to lower the WAD (weighted average distance) thereby optimizing logistics, reducing fuel consumption & emissions, and minimizing the carbon footprint. We also work on packaging initiatives to maximize the re-use and minimize wastages.

The sustainability road map of the Company covers these areas, and we take these important steps on a regular basis to ensure that the sourcing programs are sustainable.

4. Has the Company taken any steps to procure goods and services from local and small producers, including communities surrounding their place of work? If yes, what steps have been taken to improve the capacity and capability of local and small vendors?

Yes, raw materials are regularly procured from local/small vendor community.

The Company continuously engages with local vendors to improve their capabilities and establish them as strategic supplier partners. We also invest in making changes in machinery and technology to improve the efficiency of locally sourced supplies and also drive vendor/product development initiatives which helps in maintaining a healthy business share mix of local sourcing/supplies.

5. Does the Company have a mechanism to recycle products and waste? If yes what is the percentage of recycling of products and waste. (Separately as <5%, 5-10%, >10%). Also, provide details thereof, in about 50 words or so.

The Company recognizes that natural resources are finite and therefore need to be conserved and recycled. Hence, we have taken multiple steps in this direction, including upgrading our technologies and processes, water conservation, reduction of wastage, green initiatives etc. It is a continuous process, with the intent to minimize waste and recycle products. Newspaper & printing waste are 100% recyclable.

### Principle 3: Business should promote the well-being of all employees

1. Please indicate the total number of employees: 1,153
2. Please indicate the total number of employees hired on temporary / contractual / casual basis: 671
3. Please indicate the number of permanent women employees: 56
4. Please indicate the number of permanent employees with disabilities: Nil
5. Do you have employee association that is recognized by management? No
6. What percentage of your permanent employees is member of this recognized employee associations? Not applicable
7. Please indicate the number of complaints relating to child labor, forced labor, involuntary labor, and sexual

harassment in the last financial year and pending as on the end of the financial year.

No complaint was received by the Internal Committee (IC) under The Sexual Harassment of Women at Workplace (Prevention, Prohibition and Redressal) Act, 2013.

8. What percentage of your under mentioned employees were given safety and skill up-gradation training in the last year?

Each year a 'Safety Week' is celebrated across all locations where extensive fire safety mock drills, first-aid training, advance safety training and training on correct use of personal protective equipment (PPEs) is conducted covering 100% factory staff and 60% office staff on rotation basis. 'Continuous self-renewal' is one of our organization values within which skill up-gradation is innate in our annual Performance Management and Talent Development programs.

**Principle 4: Businesses should respect the interests of, and be responsive towards all stakeholders, especially those who are disadvantaged, vulnerable and marginalized.**

1. Has the Company mapped its internal and external stakeholders?

Yes, the Company has a well-established process for identifying and engaging with both internal and external stakeholders, which can be categorized as employees, consumers, vendors, government authorities and shareholders.

2. Out of the above, has the Company identified the disadvantaged, vulnerable and marginalized stakeholders?

We do not consider any of our stakeholders as disadvantaged, vulnerable or marginalized.

3. Are there any special initiatives taken by the Company to engage with the disadvantaged, vulnerable and marginalized stakeholders? If so, provide details thereof

Not applicable

**Principle 5: Businesses should respect and promote human rights**

1. Does the policy of the Company on human rights cover only the Company or extend to the Group / Joint ventures / suppliers / contractors / NGOs / Others?

The Company adheres to all statutes that embody the principles of human rights such as prevention of child

labor, women empowerment, non-discrimination, etc. We promote the awareness of these rights among our vendors and the value chain and discourage instances of any abuse. Whistle blower policy provides an opportunity to all stakeholders to raise instances of abuse of human rights as well.

2. How many stakeholder complaints have been received in the past financial year and what percent was satisfactorily resolved by the Management?

The Company has not received any complaint on human rights violation.

**Principle 6: Businesses should respect, protect and make efforts to restore the environment**

1. Does the policy related to Principle 6 cover only the Company or extends to the Group / Joint Ventures / Suppliers / Contractors / NGOs / Others?

The Company adheres to and makes an effort to respect and protect environment. We do not have a direct control over the external stakeholders. However, the endeavour is to do business with entities that echo our principles and policies.

2. Does the Company have strategies / initiatives to address global environmental issues such as climate change, global warming, etc.? Y/N. If yes, please give hyperlink for webpage etc.

To minimize impact on the environment, the Company continuously improves its products, upgrades technology and recycles scrap.

3. Does the Company identify and assess potential environmental risks? Y/N

Yes, the Company regularly reviews its environmental risks and undertakes initiatives to mitigate them.

4. Does the Company have any project related to Clean Development Mechanism? If so, provide details thereof in about 50 words or so. Also, if Yes, whether any environmental compliance report is filed?

The Company continuously seeks to improve its environment performance by adopting cleaner production methods, promoting use of energy efficient and environment friendly technologies as well renewable energy. Some examples of these are given below:

- Use of solar energy,
- Reduction in hazardous waste,
- Use of Vio green Plates.

Currently, Company has not registered any project for Clean Development Mechanism, so submission of compliance report is not required.

5. Has Company has undertaken any other initiatives on – clean technology, energy efficiency, renewable energy etc.? Y/N. If yes, please give hyperlink to web page etc.

We replenish ground water level by rain harvesting. Eleven such units have been constructed to improve ground water level and water quality. Further, green energy generation (solar energy) project has been installed at Patna & Ranchi prints. We did significant work at our end to cut on our CO<sub>2</sub> emissions by use of solar power at Patna & Ranchi print factories press leading to an annual CO<sub>2</sub> emission reduction of 17% (528 ton), Other initiatives /improvement have helped us reduce CO<sub>2</sub> emissions by 2.66 % (84 Ton).

6. Are the Emissions/Waste generated by the Company within permissible limits given by CPCB / SPCB for the financial year being reported?

All plants of the Company now are “Zero Disposal” factories. We recycle all the waste water that is generated in the factories to create a green cover. The hazardous waste is routed to authorized agencies to dispose the waste as per government recommended guidelines and emissions /waste remain within permissible limits.

7. Number of show cause/legal notices received from CPCB / SPCB which are pending (i.e. not resolved to satisfaction) as of end of financial year.

Nil

**Principle 7: Businesses, when engaged in influencing public, clients and regulatory policy, should do so in a responsible manner**

1. Is your Company a member of any trade and chambers or association? If yes, name only those major ones that your business deals with.

The Company is a member of following major trade bodies, chambers and associations that our businesses deal with: -

- a. Indian Newspaper Society (INS)
- b. The Audit Bureau of Circulation (ABC)

2. Have you advocated/lobbied through above associations for advancement or improvement of public good? Yes/ No; if yes, specify the broad areas

Yes, the Company, through these associations, has supported/advocated for advancement of public good along with industry peers. Such work mainly consists of creating awareness, voicing concerns and inclusive development of the industry.

**Principle 8: Businesses should support inclusive growth and equitable development**

1. Does the Company have specified programmes / initiatives / projects in pursuit of the policy related to Principle 8?

The Company has taken several initiatives to formulate and implement policies which support inclusive growth and equitable development as part of its Corporate Social Responsibility. Our programmes help sections of the society that are under-privileged and our initiatives aim towards their development. We also work towards promoting healthcare and employment by enhancing vocation skills especially among children, women, elderly, and the differently-abled along with supporting livelihood enhancement projects. We also undertook numerous Covid-19 control initiatives benefitting people from all sections of society.

Some of the initiatives which have made an impact in the last year include the following

- 1. **Healthy Hindustan** – This is a year-long initiative that is providing free health check-up for the under privileged, by qualified doctors from reputed hospitals.
- 2. **Atulya Gram initiative** – This is an integrated village development program that collectively enables a disadvantaged community to become self-sustaining and a key peg of India’s development story.
- 3. **Covid 19 Control Initiatives** – Under this program various awareness programs were carried stating the measures to be taken to safeguard against the pandemic. Free masks and sanitizers were distributed to the public

2. Are the programmes / projects undertaken through in-house team / own foundation / external NGO / government structures/ any other organization?

The programmes/ projects are undertaken in a variety of ways. These are through in-house teams, own foundation (HT Foundation for Change), external NGOs or any other organization, depending on what is best suited in that situation and creates maximum impact.

3. Have you done any impact assessment of your initiative?

Impact assessment is an important element of all our projects and initiatives. The CSR team of the Company tracks progress by regular meetings with the concerned agencies and partners across various initiatives. The CSR team also visits the project sites to ensure execution of various initiatives.

4. What is Company's direct contribution to community development projects- Amount in INR and the details of the projects undertaken?

The Company has committed an expenditure of INR 1.82 Crore in the year 2020-21. The projects undertaken are in the areas of disaster management, healthcare, education, vocational skill development and integrated village development.

5. Have you taken steps to ensure that the community successfully adopts this community development initiative?

Along with our partners in the projects, we work towards making communities self-reliant for our projects. Our CSR team regularly engages with the community to educate them on adopting and maintaining the community assets constructed via these initiatives.

**Principle 9: Businesses should engage with and provide value to their customers and consumers in a responsible manner**

1. What percentage of customer complaints/ consumer cases are pending as on the end of financial year?

No material consumer / customer complaints are outstanding as at the end of the financial year.

2. Does the Company display product information on the product label, over and above what is mandated as per local laws?

The Company displays product information as required by the Press and Regulation of Books Act, 1867.

3. Is there any case filed by any stakeholder against the Company regarding unfair trade practices, irresponsible advertising and or anti-competitive behavior during the last five years and pending as of end of financial year?

Press Council of India (PCI) had issued *suo-moto* cognizance notice alleging publication of obscene and vulgar advertisements in newspaper Hindustan, New Delhi edition vide case no.278/SM/2020-B. HMLV filed its reply in this matter. Subsequently, PCI passed adjudication order dated January 22, 2020 censuring the newspaper i.e. Hindustan, New Delhi Edition.

HMLV challenged the above adjudication order of PCI before Hon'ble Delhi High Court under Writ jurisdiction. The said Adjudication Order was stayed by the Hon'ble High Court vide order dated March 02, 2021. Now, the matter is pending before the Hon'ble High Court of Delhi for further consideration.

4. Did your Company carry out any consumer survey/ consumer satisfaction trends?

The Company regularly carries out consumer surveys to determine the satisfaction trends for our products using a combination of internal resources and external agencies. KPI tracks and Net Promoter Score (NPS) survey is done for all our products across print and digital readers. In these, we benchmark the performance of our product vis-a-vis the competition. Finally, there are third party surveys like IRS and RAM that give readership and listenership of newspapers and radio in the market. In addition, we use third part surveys like RADAR which is done among agencies to get their feedback about us and our key competitors.

# REPORT ON CORPORATE GOVERNANCE

In your Company, Corporate Governance embraces the tenets of trusteeship, accountability and transparency. Adherence to each of these principles has set a culture in the Company, wherein good Corporate Governance underlines interface with all stakeholders. In addition to compliance with regulatory requirements, the Company endeavours to ensure that highest standards of ethical and responsible conduct are met across the organisation. With this belief, the Company has implemented various measures for balanced care of all stakeholders.

A report on Corporate Governance, in accordance with the Securities and Exchange Board of India (Listing Obligations and Disclosure Requirements) Regulations, 2015 (“SEBI Listing Regulations”), is outlined below.

## BOARD OF DIRECTORS

### Composition of the Board

As on March 31, 2021, the Board comprised of eight Directors, including six Non-executive Directors. In accordance with SEBI Listing Regulations, more than one-half of the Board of Directors comprises of Non-executive Directors. Your Company also complies with the requirement of at least one-half of the Board to comprise of Independent Directors, including one woman Independent Director. Chairperson of the Board is a Non-executive (Woman) Director.

The composition of the Board of Directors as on March 31, 2021, was as follows:

Name of the Director	Date of first appointment	Relationship between Directors, <i>inter-se</i>	Director Identification Number (DIN)
<b>NON-EXECUTIVE DIRECTORS</b>			
Smt. Shobhana Bhartia (Chairperson)	January 6, 2010	Mother of Shri Priyavrat Bhartia and Shri Shamit Bhartia	00020648
Shri Priyavrat Bhartia	August 27, 2010	Son of Smt. Shobhana Bhartia and Brother of Shri Shamit Bhartia	00020603
<b>INDEPENDENT DIRECTORS</b>			
Shri Ajay Relan	February 22, 2010	None	00002632
Shri Ashwani Windlass	February 22, 2010	None	00042686
Dr. Mukesh Aghi	June 21, 2015	None	00292205
Ms. Savitri Kunadi	May 9, 2019	None	00958901
<b>MANAGING DIRECTORS</b>			
Shri Shamit Bhartia	December 19, 2011	Son of Smt. Shobhana Bhartia and Brother of Shri Priyavrat Bhartia	00020623
Shri Praveen Someshwar	August 1, 2018	None	01802656

Except Shri Priyavrat Bhartia, who holds 6,719 equity shares of the Company, none of the Non-Executive Directors hold share(s) of the Company as on March 31, 2021.

Further, none of the Directors on the Board have been debarred or disqualified from being appointed or continuing as director of a Company by SEBI/ Ministry of Corporate Affairs or any other statutory authority. The certificate of RMG & Associates, Company Secretaries, certifying the same, is appearing as “Annexure – I”.

The Directors hold qualifications, and possess requisite skills, expertise, competence and experience in general corporate management, finance, legal, banking, economics and other allied fields, which enable them to effectively contribute to the Company. Brief profile of the Directors is available on the Company's website at <http://www.hmvl.in/management.html>

#### Matrix setting out the core skills/expertise/ competence of the Board

A matrix setting out the skills/expertise/competencies of individual Directors is given below:

Board of Directors as on March 31, 2021								
Area of skill / expertise	Smt. Shobhana Bhartia	Shri Ajay Relan	Shri Ashwani Windlass	Dr. Mukesh Aghi	Ms. Savitri Kunadi	Shri Priyavrat Bhartia	Shri Shamit Bhartia	Shri Praveen Someshwar
<b>Part A – Industry knowledge/experience</b>								
Knowledge of Media & Entertainment Industry	√	√	√	√	√	√	√	√
Understanding of laws, rules, regulations and policies applicable to Media & Entertainment Industry	√	√	√	√	√	√	√	√
<b>Part B- Technical skills/experience</b>								
General management	√	√	√	√	√	√	√	√
Accounting and finance	√	√	√	√	√	√	√	√
Strategic planning/business development	√	√	√	√	√	√	√	√
Information technology	√	√	√	√	√	√	√	√
Talent management	√	√	√	√	√	√	√	√
Compliance & risk management	√	√	√	√	√	√	√	√
<b>Part C: Behavioural competencies</b>								
Integrity and ethical standards	√	√	√	√	√	√	√	√
Decision making	√	√	√	√	√	√	√	√
Problem solving skills	√	√	√	√	√	√	√	√

#### Directors' attendance and Directorships held

Due to outbreak of the pandemic and consequent relaxations granted by the Ministry of Corporate Affairs during FY-21, all the meetings of Board were held via video-conferencing. During the financial year ended on March 31, 2021, five Board meetings were held, details whereof are as follows:

Date of Board meeting	Board strength	Number of Directors present	Number of Independent Directors present
April 29, 2020	8	7	3 out of 4
June 24, 2020	8	8	4 out of 4
July 27, 2020	8	8	4 out of 4
October 26, 2020	8	6	3 out of 4
January 18, 2021	8	8	4 out of 4



Attendance record of Directors at Board meetings and details of other directorships/committee positions held by them as on March 31, 2021 in Indian public limited companies, are as follows:

Name of the Director	No. of Board meetings attended during FY-21	No. of other Directorships held	Committee position held in other companies <sup>^</sup>		Directorships held in other listed companies and category
			Chairperson	Member <sup>1</sup>	
Smt. Shobhana Bhartia	5	6	1	–	(i) HT Media Limited, <i>Executive Director (Chairperson)</i> (ii) Ronson Traders Limited, <i>Non-Executive Director</i>
Shri Ajay Relan	5	6	4	2	(i) HT Media Limited, <i>Independent Director</i> (ii) Capri Global Capital Limited, <i>Independent Director</i> (iii) Next Mediaworks Limited, <i>Independent Director</i> (iv) Digicontent Limited, <i>Independent Director</i>
Shri Ashwani Windlass	5	4	2	–	(i) Bata India Limited, <i>Independent Director (Chairman)</i> (ii) Vodafone Idea Limited, <i>Independent Director</i> (iii) Jubilant Foodworks Limited, <i>Independent Director</i>
Dr. Mukesh Aghi	3	–	–	–	–
Ms. Savitri Kunadi	5	–	–	–	–
Shri Priyavrat Bhartia	4	7	–	5	(i) HT Media Limited, <i>Non-Executive Director</i> (ii) Jubilant Ingrevia Limited, <i>Non-Executive Director</i> (iii) Jubilant Industries Limited, <i>Non-Executive Director</i> (iv) Digicontent Limited, <i>Non-Executive Director</i> (v) Jubilant Pharmova Limited, <i>Non-Executive Director</i>
Shri Shamit Bhartia	5	8	–	1	(i) HT Media Limited, <i>Non-Executive Director</i> (ii) Jubilant Foodworks Limited, <i>Non-Executive Director</i> (iii) Jubilant Industries Limited, <i>Non-Executive Director</i>
Shri Praveen Someshwar	5	9	1	6	(i) HT Media Limited, <i>Executive Director (MD &amp; CEO)</i> (ii) Next Mediaworks Limited, <i>Non-Executive Director</i> (iii) Digicontent Limited, <i>Non-Executive Director</i>

<sup>^</sup> Only Audit Committee and Stakeholders' Relationship Committee have been considered.

<sup>1</sup> Does not include chairmanships

The number of Directorships, Committee membership(s)/ chairmanship(s) of the Directors are within respective limits prescribed under the Companies Act, 2013 and SEBI Listing Regulations.

Shri Ashwani Windlass, Chairman of Audit Committee and Nomination & Remuneration Committee, Shri Ajay Relan, Chairman of Stakeholders' Relationship Committee, Shri Praveen Someshwar, Managing Director and Ms. Savitri Kunadi, Independent Director, attended the last Annual General Meeting of Members of the Company held on September 14, 2020 via Video Conferencing.

### Board procedure

Detailed agenda notes setting out the business to be transacted at Board/Committee meeting(s) are supplied in advance, and decisions are taken after due deliberations. In case where it is not practicable to forward the relevant document(s) with the agenda papers, the same are circulated before the meeting or placed at the meeting. The Directors are provided with video-conferencing facility to enable them to join Board/ Committee meetings. Quality debates and participation by all Directors and invitees are encouraged at Board/Committee meetings. The Board engages with the management during business reviews, and provides constructive suggestions and guidance on various issues, including strategy, as required from time to time.

In order to meet business exigencies, matters which require board / committee approval, are approved by way of resolution(s) passed by circulation, only if the proposed resolution is permissible by law to be passed as such.

The Board gives due attention to governance and compliance related issues, including the efficacy of systems of internal financial controls, risk management, avoidance of conflict of interest, and redressal of employee/ stakeholder grievances, among others.

The information provided to the Board from time to time, *inter-alia*, include the items mentioned under Regulation 17(7) of SEBI Listing Regulations.

### Details of remuneration paid to Directors

During the financial year ended on March 31, 2021, the Independent Directors were paid sitting fee @ ₹ 1,00,000/- and ₹ 50,000/- per Board and Committee meeting, respectively. The details of sitting fee paid during FY-21 are as under:

Name of the Director	Sitting fee (₹ in Lac)
Shri Ajay Relan	11.00
Shri Ashwani Windlass	6.50
Dr. Mukesh Aghi*	Nil
Ms. Savitri Kunadi	7.00

\* Voluntarily foregone sitting fee

Note: No commission was paid to the Directors during FY-21.

Details of remuneration paid to Shri Shamit Bhartia & Shri Praveen Someshwar (Managing Directors) during the financial year ended on March 31, 2021, are as under:

Name of the Director	Salary & Perquisites Allowances	Retirement benefits	Total
Shri Shamit Bhartia	297.98	–	319.58
Shri Praveen Someshwar	496.71	0.40	513.58

(₹ in Lac)

### Notes:

- 1) Retirement benefits include contribution to Provident Fund
- 2) Perquisites include car, telephone, medical reimbursements, club fee etc., calculated as per Income Tax rules
- 3) Remuneration excludes provision for leave encashment and gratuity
- 4) There is no separate provision for payment of severance fees
- 5) The above remuneration of Shri Praveen Someshwar includes ₹3.20 Crore of variable pay for FY-20, which is linked to his personal performance and contribution for the said financial year.

Further, none of the Non-Executive Directors had any material pecuniary relationship or transaction vis-à-vis the Company during the year under review, other than payment of sitting fee, as mentioned above.

## BOARD COMMITTEES

As at year end, following five standing committees of the Board of Directors were in place, which were delegated requisite powers to discharge their functions -

These committees are as follows -

- (a) Stakeholders' Relationship Committee
- (b) Corporate Social Responsibility (CSR) Committee
- (c) Nomination & Remuneration Committee
- (d) Investment & Banking Committee
- (e) Audit Committee

The role and composition of these committees, particulars of meetings held during the financial year ended on March 31, 2021 and attendance of Directors thereat, are given hereunder.

### (a) Stakeholders' Relationship Committee

Stakeholders' Relationship Committee (SRC) of the Board of Directors comprises of three Directors. Chairman of the Committee is an Independent Director.

The terms of reference of SRC are in accordance with Companies Act, 2013 and SEBI Listing Regulations. The role of SRC include, *inter-alia*, resolving grievances of the security holders of the Company including complaints related to transfer/transmission of shares, non-receipt of annual report, non-receipt of declared dividends, issue of new/duplicate certificates, general meetings etc; review

of measures taken for effective exercise of voting rights by shareholders; review of adherence to the service standards adopted by the Company in respect of various services rendered by the Registrar & Share Transfer Agent; and review of the various measures and initiatives taken by the Company for reducing the quantum of unclaimed dividends and ensuring timely receipt of dividend warrants/annual reports/statutory notices by the shareholders of the Company.

The Committee discharges such other function(s) as may be delegated by the Board from time to time.

During the financial year ended on March 31, 2021, one meeting of SRC was held. The composition of SRC and attendance of the Directors at the said meeting was as follows:

Name of the Director	Category	Attendance at meeting held on 04.11.2020
Shri Ajay Relan (Chairman)	Independent Director	✓
Shri Priyavrat Bhartia	Non-executive Director	-
Shri Praveen Someshwar	Managing Director	✓

Shri Tridib Barat, Company Secretary is the Compliance Officer of the Company.

The status of investor complaints for FY-21 is as follows:

Opening Balance	Received	Resolved	Closing Balance
←		Nil	→

The status of investor complaints is reported to the Board of Directors from time to time.

## (b) Corporate Social Responsibility (CSR) Committee

CSR Committee of Directors has been constituted as per Section 135 of the Companies Act, 2013.

The terms of reference of the CSR Committee includes, *inter-alia*, formulation of CSR Policy along with the Annual Action Plan indicating the projects or programmes to be undertaken by the Company covered under Schedule VII of the Companies Act, 2013; recommending to the Board

the CSR Policy & amount of expenditure on CSR activities; and to monitor the CSR Policy of the Company from time to time.

During the financial year ended on March 31, 2021, no meeting of the CSR Committee was held. However, the Committee passed three resolutions by circulation on May 6, 2020, June 9, 2020 and January 18, 2021. The composition of CSR Committee is as follows:

Name of the Director	Category
Smt. Shobhana Bhartia (Chairperson)	Non-executive Director
Shri Ajay Relan	Independent Director
Shri Priyavrat Bhartia	Non-executive Director

Group Chief Commercial Officer is a permanent invitee to the meetings of CSR Committee.

## (c) Nomination & Remuneration Committee (NRC)

NRC comprises of three Non-executive Directors. Chairman of NRC is an Independent Director.

The terms of reference of NRC are in accordance with the requirement of the Companies Act, 2013 and SEBI Listing Regulations which includes, *inter-alia*, identifying persons who are qualified to become directors and who may be appointed in senior management in accordance with the criteria laid down and recommend to the Board their appointment and removal; carry out evaluation of every director's performance; formulate the criteria for determining qualifications, experience and independence of a director; recommend to the Board a policy, relating to the remuneration for the directors, key managerial personnel and other employees; and recommend to the Board, all remuneration, in whatever form, payable to senior management.

The Board of Directors has adopted the Remuneration Policy for Directors, Senior Management Personnel including Key Managerial Personnel and other employees. This Policy has been framed to attract, motivate and retain talent by offering an appropriate remuneration package, and also by way of providing a congenial & healthy work environment. The Remuneration Policy is hosted on Company's website at [http://www.hmvl.in/pdf/Remuneration\\_Policy.pdf](http://www.hmvl.in/pdf/Remuneration_Policy.pdf).

During the financial year ended on March 31, 2021, two meetings of NRC were held via video-conferencing. The composition of NRC, date on which the meetings were held and attendance of Directors at the said meetings, was as follows:

Name of the Director	Category	Attendance at the meetings held on	
		29.04.2020	14.01.2021
Shri Ashwani Windlass ( <i>Chairman</i> )	Independent Director	√	√
Smt. Shobhana Bhartia	Non-executive Director	-	-
Shri Ajay Relan	Independent Director	√	√

#### (d) Investment & Banking Committee

The Investment & Banking Committee of the Board has been entrusted with functions / vested with powers relating to matters of banking & finance and investment transactions.

During the financial year ended on March 31, 2021, the Investment & Banking Committee met five times. The composition of the Committee, date on which the meetings were held and attendance of Directors at the meetings, was as follows:

Name of the Director	Category	Attendance at the meetings held on				
		07.07.2020	31.08.2020	14.10.2020	02.02.2021	04.03.2021
Shri Ajay Relan ( <i>Chairman</i> )	Independent Director	√	√	√	√	√
Shri Priyavrat Bhartia	Non-Executive Director	-	-	-	-	-
Shri Praveen Someshwar	Managing Director	√	√	√	√	√

#### (e) Audit Committee

Audit Committee of the Board of Directors comprises of four members, including three Independent Directors. The Audit Committee acts as a link between the Statutory & Internal Auditor and the Board of Directors of the Company.

The terms of reference of the Audit Committee are in accordance with the Companies Act, 2013 and SEBI Listing Regulations which includes, *inter-alia*, oversight of Company's financial reporting process and disclosure of financial information to ensure that the financial statements are correct, sufficient and credible; recommending the appointment, re-appointment, remuneration and terms of appointment of auditors and approval of payment for other services rendered by statutory auditor; reviewing with the management quarterly results and annual financial statements before submission to the Board for approval; approval or subsequent modification of transactions with related parties; review and monitor the auditor's independence and performance and effectiveness of audit process; scrutiny of inter-corporate loans and investments; valuation of undertakings or assets of the Company, whenever it is necessary; evaluation of internal financial controls and risk management system; reviewing with the management, performance of statutory & internal auditors and adequacy of the internal control systems; and reviewing the functioning of the whistle blower mechanism.

During the financial year ended on March 31, 2021, four meetings of the Audit Committee were held via Video -Conferencing. The composition of Audit Committee, date on which the meetings were held and attendance of Directors at the said meetings, was as follows:

Name of the Director	Category	Attendance at the meetings held on			
		24.06.2020	27.07.2020	26.10.2020	18.01.2021
Shri Ashwani Windlass ( <i>Chairman</i> )	Independent Director	√	√	√	√
Shri Ajay Relan	Independent Director	√	√	√	√
Ms. Savitri Kunadi	Independent Director	√	√	√	√
Shri Priyavrat Bhartia	Non-Executive Director	√	√	-	√

Chairman of Audit Committee is a Independent Director who has accounting and related financial management expertise.

All the members of Audit Committee are financially literate. The Audit Committee satisfies the criteria of two-third of its members being Independent Directors.

Chief Executive Officer, Chief Financial Officer and Head-Internal Audit also attended the meetings of Audit Committee. Representatives of Statutory Auditor are permanent invitees to the meetings of Audit Committee.

Company Secretary acts as Secretary to the Committee.

## GENERAL BODY MEETINGS

Details of date, time and venue of last three Annual General Meetings are as under:

Date & Time	September 14, 2020 at 11:00 a.m.	September 19, 2019 at 2:00 p.m.	September 18, 2018 at 2:30 p.m.
Venue	Meeting conducted via Video Conferencing/Other Audio Visual Means	Hotel Maurya, South Gandhi Maidan, Patna – 800 001	
Special Resolution(s) Passed	None	Re-appointment of Dr. Mukesh Aghi as an Independent Director for second term of 5 (five) consecutive years w.e.f. April 1, 2020.	None

No Extra-ordinary General Meeting was held during last 3 years.

## POSTAL BALLOT

During the year under review, members of the Company have approved with requisite majority, the special resolution to approve payment of remuneration to Shri Shamit Bhartia and Shri Praveen Someshwar, Managing Directors, as set out in the 'notice of Postal Ballot by remote e-voting' which was circulated to the members on February 19, 2021. The said Postal Ballot Notice was sent in electronic form to the members whose e-mail address were registered with the Company / respective Depository Participants. Due to outbreak of the pandemic and in view of relaxation given by MCA vide circular nos. 33/2020 and 39/2020 dated September 28, 2020 and December 31, 2020, respectively, physical copy of the Postal Ballot Notice, Postal Ballot Form and pre-paid business reply envelope were not sent to the members. An advertisement was published on February 20, 2021 in 'Mint'(English) and 'Hindustan' (Hindi) newspapers, informing members about the completion of dispatch of notice of Postal Ballot by e-mail in due compliance with the provisions of the Companies Act, 2013 and Secretarial Standard – 2 (General Meetings). The remote e-voting period commenced from February 21, 2021, at 9:00 a.m. (server time) and ended on March 22, 2021 at 5:00 p.m. (server time).

Voting rights of members were reckoned on the paid-up value of shares registered in the name of the member / beneficial owner (in case of electronic shareholding) as on Friday, February 12, 2021 ("cut-off date"). The Board had appointed Shri Sanket Jain, Company Secretary-in-Practice (CP No. 12583) as Scrutinizer, to scrutinize the voting through Postal Ballot (e-voting process) in a fair and transparent manner, and had engaged KFin Technologies Private Limited, Registrar & Share Transfer Agent to provide e-voting facility. The Scrutinizer submitted his report on e-voting by way of Postal Ballot to the Chairperson on March 23, 2021. The voting results were displayed on the website of the Company viz. www.hmvl.in, and also communicated to the Stock Exchanges. The resolutions were considered as passed on March 22, 2021, being the last date of e-voting process.

The details of the voting pattern are given below:

Item No.	Resolutions passed through Postal Ballot (via e-voting)	Voting in favour of the resolution (%)	Voting against the resolution (%)
1	Approval of payment of remuneration to Shri Shamit Bhartia, Managing Director	96.06%	3.40%
2	Approval of payment of remuneration to Shri Praveen Someshwar, Managing Director	96.06%	3.94%

At present, no Special Resolution is proposed to be passed through Postal Ballot.

## DISCLOSURES

During the financial year ended on March 31, 2021, all transactions entered into with the Related Parties as defined under the Companies Act, 2013 and Regulation 23 of SEBI Listing Regulations were in the ordinary course of business and on arm's length terms, and they did not attract the provisions of Section 188 of the Companies Act, 2013. There was no materially significant related party transaction that may have a potential conflict with the interest of the Company at large. The Audit Committee reviews the statement containing details of transactions with the related parties, on quarterly basis.

The required disclosures on related parties and transactions with them are appearing in Note nos. 34 and 34A of the Standalone Financial Statements. The Company has formulated the 'Policy on Materiality of and dealing with Related Party Transactions', which is hosted on Company's website at [http://www.hmvl.in/pdf/policy\\_materiality\\_dealing\\_related\\_party\\_transactions\\_2019.pdf](http://www.hmvl.in/pdf/policy_materiality_dealing_related_party_transactions_2019.pdf).

No penalty or stricture was imposed on the Company by stock exchanges, SEBI or other statutory authority, for non-compliance on any matter related to capital markets during last three years.

The Company has prepared the financial statements to comply in all material respects, with the Accounting Standards notified under Section 133 of the Companies Act, 2013, read with Companies (Accounts) Rules 2014. The CEO/CFO certificate in terms of Regulation 17(8) of SEBI Listing Regulations has been placed before the Board.

The Independent Directors have the requisite qualifications and experience which enable them to contribute effectively. Terms and conditions of appointment of Independent Directors are hosted on Company's website at [http://www.hmvl.in/pdf/term-of\\_appointment.pdf](http://www.hmvl.in/pdf/term-of_appointment.pdf). The Independent Directors meet the criteria of independence specified in Section 149 (6) of the Companies Act, 2013 and Regulation 16 of SEBI Listing Regulations, and are independent of the management. During the year under review, none of the Independent Director(s) resigned before the expiry of his/her tenure.

The Company has complied with some of the non-mandatory requirements of SEBI Listing Regulations on Corporate

Governance. In the spirit of good corporate governance, the Company sends quarterly financial results via email to the Members whose email address is registered with DP/ Company, after they are approved by the Board of Directors and disseminated to the stock exchanges. The Auditor have submitted their Report with unmodified opinion on the Financial Statements for the financial year ended on March 31, 2021. Chairperson's office is separate from that of the Chief Executive Officer.

The Whistle Blower Policy provides opportunity to the directors/ employees/stakeholders of the Company to report concerns about unethical behavior, actual or suspected fraud by any Director and/or employee of the Company or any violation of the Company's Code of Conduct and any incident of leak or suspected leak of Unpublished Price Sensitive Information (UPS). The policy provides for adequate safeguards against victimization of the Whistle Blower. This Policy is hosted on the Company's website at [http://www.hmvl.in/pdf/Whistle\\_Blower\\_Policy\\_HMVL.pdf](http://www.hmvl.in/pdf/Whistle_Blower_Policy_HMVL.pdf). During FY-21, no person was denied access to the Audit Committee.

During the year under review, your Company has not raised any funds through preferential allotment or qualified institutional placement, as specified under Regulation 32 (7A) of SEBI Listing Regulations.

All the recommendations made by various committees of the directors during the year under review, have been duly accepted by the Board of Directors.

The subsidiary company viz. HT Noida (Company) Limited is Board managed, entrusted with the responsibility to manage the affairs in the best interest of the stakeholders. The Company has formulated the "Policy for determining Material Subsidiary(ies)" in compliance of SEBI Listing Regulations, which is hosted on the Company's website at [http://www.hmvl.in/pdf/Policy\\_for\\_determining\\_material\\_subsidiaries.pdf](http://www.hmvl.in/pdf/Policy_for_determining_material_subsidiaries.pdf)

During the year under review, the Company has complied with all the mandatory requirements specified in Regulations 17 to 27 and clause (b) to (i) of Regulation 46(2) of SEBI Listing Regulations, as applicable.

## COMMODITY PRICE RISK / FOREIGN EXCHANGE RISK AND HEDGING ACTIVITIES

The Company is exposed to commodity risk mainly due to newsprint. Details of exposure are given below:

Commodity name	Exposure towards the particular commodity (₹ in lac)	Exposure in quantity terms towards the particular commodity (MT)
<b>Newsprint</b>		
Domestic	10,993	32,728
Import	4,985	14,239
<b>Total</b>	<b>15,978</b>	<b>46,967</b>

Note: No exposure hedged through commodity derivatives in both domestic and international market.

Global decline in newsprint demand and capacity closures during the past 5 to 6 years is narrowing the demand-supply gap. However, in FY-21, the sharp demand drop caused by the pandemic, brought down newsprint prices to a historical low. As a result of the drop in demand for most part of FY-21, publishers consumed newsprint from their inventory. This led to significant capacity closures in the year. Also, the increasing demand for packaging grade paper and the inherent better margins in producing it, led to more mills switching their capacity to produce corrugated medium. These factors, coupled with container shortages and imbalance occurring due to uneven global economic recovery from the pandemic, sharply increased newsprint prices in the last quarter of FY-21. However, there was no cost impact on the Company due to the price hikes, as the Company had already built-up inventory at lower prices. The pandemic also led to global supply-chain bottlenecks and raw material shortages for domestic newsprint manufacturers. Despite these challenges, the Company has ensured seamless supplies by leveraging relationship with the vendors and also widening the vendor base.

Your Company uses derivative products to hedge its forex exposure against imports, loans, investments and other payables, whenever required. The Company does not have any major forex exposure on account of exports, receivable and other income. The particulars of sensitivity to foreign exchange exposures as on March 31, 2021 are disclosed in Note no. 38 to the Standalone Financial Statements.

## PREVENTION OF SEXUAL HARASSMENT OF WOMEN AT WORKPLACE

During the year under review, no complaint was filed / disposed off / pending under the Sexual Harassment of Women at Workplace (Prevention, Prohibition and Redressal) Act, 2013.

## FEE PAID TO STATUTORY AUDITOR

Details of fee paid/payable by the Company and its subsidiaries to B S R and Associates, Chartered Accountants, the Statutory Auditor, and to all entities in the network firm/network entity of which the statutory auditor is a part during FY-21 on a consolidated basis, are as follows:

Particulars	Amount (₹ / Lac)*
Audit Fee	28.00
Limited Review of Quarterly Results	17.00
Certification Fees	3.50
<b>Total</b>	<b>48.50</b>

\*excluding applicable taxes and reimbursement of out of pocket expenses

## PERFORMANCE EVALUATION

The process followed for evaluation of performance of the Board, its committees, individual directors and Chairperson for the financial year ended on March 31, 2021, alongwith criteria for evaluation of individual directors and Board, is outlined in the Board's Report.

## FAMILIARIZATION PROGRAM

Your Company conducts induction and familiarization programme for Independent Directors. The Company, through such programme, familiarizes the Independent Directors with the background of the Company, nature of the industry in which it operates, business model, business operations etc. The programme also includes interactive sessions with senior leadership team for better understanding of business strategy, operational performance, product offerings, marketing initiatives etc. Details of familiarization programme for Independent Directors are hosted on the Company's website at [http://www.hmvl.in/pdf/Familiarisation\\_Programme\\_2021\\_2022.pdf](http://www.hmvl.in/pdf/Familiarisation_Programme_2021_2022.pdf).

## MEETING OF INDEPENDENT DIRECTORS

During the year, a separate meeting of Independent Directors was held on January 08, 2021 without the presence of Non-Independent Directors and members of the management, wherein the performance of non-independent directors, the Board as a whole and Chairperson was evaluated, taking into account the views of executive directors and non-executive directors.

## CODE OF CONDUCT

The Company has adopted a "Code of Conduct" governing the conduct of Directors and employees, which is available on the website of the Company at [http://www.hmvl.in/pdf/Code\\_of\\_Conduct\\_HMVL\\_2021.pdf](http://www.hmvl.in/pdf/Code_of_Conduct_HMVL_2021.pdf).

The Board Members and Senior Management Personnel are expected to adhere to the Code, and have accordingly, affirmed compliance of the same during FY-21. The declaration of CEO affirming compliance of the Code by the Board Members and Senior Management Personnel of the Company during FY-21, is appearing at the end of this report as “Annexure – II”.

## PROHIBITION OF INSIDER TRADING OF SHARES

In compliance of the SEBI (Prohibition of Insider Trading) Regulations, 2015, the Company has adopted the “Code of Conduct to Regulate, Monitor and Report Trading by the Designated Persons” (‘Code’) and the “Code for Fair Disclosure of Unpublished Price Sensitive Information”. A Board approved framework is in place to deal with cases relating to violation/non-compliance of the Code.

## CREDIT RATING

During the year under review, credit rating agency ICRA Limited has re-affirmed the rating of Commercial Paper Programme at (ICRA) A1+.

## MEANS OF COMMUNICATION

- **Financial results** - Quarterly, half yearly and annual financial results of the Company are published in ‘Hindustan’ (Hindi newspaper) and ‘Mint’ (English business newspaper). The financial results are also sent to the shareholders by e-mail, where e-mail address is available. Investors are encouraged to avail this service / facility by providing their e-mail Id to the Depository Participant (DP) / Company.
- **Company’s Website** - Important shareholders’ information such as Annual Report, financial results etc. are displayed on the website of the Company viz. [www.hmvl.in](http://www.hmvl.in).
- **Official news releases, presentations etc.** - Official news releases, shareholding pattern, press releases and presentations made to Financial Analysts etc., are also available on the Company’s website viz. [www.hmvl.in](http://www.hmvl.in).
- **Stock Exchange filings** - All information/disclosures are filed electronically on web-based applications of BSE and NSE.
- **Investor Conference Calls** - Every quarter, post announcement of financial results, conference calls are organised with institutional investors and analysts. These calls are usually attended by Group CFO, CFO and Head - Investor Relations. Transcripts of the calls are hosted on the website of the Company viz. [www.hmvl.in](http://www.hmvl.in)
- **Management Discussion and Analysis** - Management Discussion and Analysis covering the operations of the Company, forms part of this Annual Report.

- **Designated e-mail Id** - The Company has a designated e-mail ID viz. [hmvlinvestor@livehindustan.com](mailto:hmvlinvestor@livehindustan.com) for sending investor requests / complaints.

## GENERAL SHAREHOLDER INFORMATION

### Forthcoming Annual General Meeting

<b>Day, Date &amp; Time</b>	Friday, September 24, 2021 at 11.00 A.M. (IST)
<b>Venue</b>	AGM will be conducted via Video Conferencing/ Other Audio Visual Means and therefore, there is no requirement to have a venue for the AGM. For details, please refer to the notice of AGM.

As required under Regulation 36(3) of SEBI Listing Regulations and Secretarial Standard-2 (General Meetings), particulars of Directors seeking re-appointment at this AGM are given in the Annexure to the notice of the AGM.

### Financial Year

April 1 of each year to March 31 of next year

### Financial Calendar (Tentative)

<b>Results for quarter ending June 30, 2021</b>	First week August, 2021
<b>Results for quarter and half-year ending September 30, 2021</b>	End October, 2021
<b>Results for quarter and nine months period ending December 31, 2021</b>	End January, 2022
<b>Results for the quarter and year ending March 31, 2022</b>	End May, 2022
<b>Annual General Meeting</b>	Mid September, 2022

### Dividend

The Board of Directors has not recommended any dividend for the financial year ended on March 31, 2021.

### Share Transfer System

The equity shares of the Company are compulsorily traded in demat form. In terms of Regulation 40 of SEBI Listing Regulations, as amended, w.e.f. April 1, 2019, equity shares can be transferred in dematerialized form only, save and except in case of transmission or transposition of shares. Members are advised, in their own interest, to dematerialize the shares held by them in physical form. Transfer of equity shares in electronic form is effected through the depositories i.e. National Securities Depository Limited (NSDL) and Central Depository Services (India) Limited (CDSL).



The Board has authorized the Stakeholders' Relationship Committee to sub-delegate its powers to Officers of the Company for prompt redressal of investor requests/complaints.

As required under Regulation 40(9) of SEBI Listing Regulations, the Company obtains a certificate on half-yearly basis from a Company Secretary-in-Practice, regarding share transfer formalities, which is filed with the Stock Exchanges.

## Unclaimed Dividend and Shares Transferred to Investor Education and Protection Fund ("IEPF")

Pursuant to the provisions of Section 124 of the Companies Act, 2013 read with the relevant rules made thereunder, during the Financial year ended on March 31, 2021, the Company transferred unpaid dividend of Rs. 88,404/- for the financial Year 2012-13 to IEPF, and also transferred 38 nos. equity shares of the Company to the demat account of IEPF Authority in respect of which dividend was unpaid/unclaimed for last seven years.

## Listing of Equity Shares on Stock Exchanges and Stock Codes

Equity Shares of the Company are listed on following stock exchanges:

Name of the Stock Exchange	Scrip Code/ Trading Symbol
BSE Limited (BSE)	533217
Phiroze Jeejeebhoy Towers Dalal Street, Mumbai - 400 001	
National Stock Exchange of India Limited (NSE)	HMVL
Exchange Plaza, Plot No. C-1, G-Block Bandra-Kurla Complex, Bandra (East) Mumbai - 400 051	

Annual listing fee for the financial year 2021-22 has been paid to both, BSE and NSE.

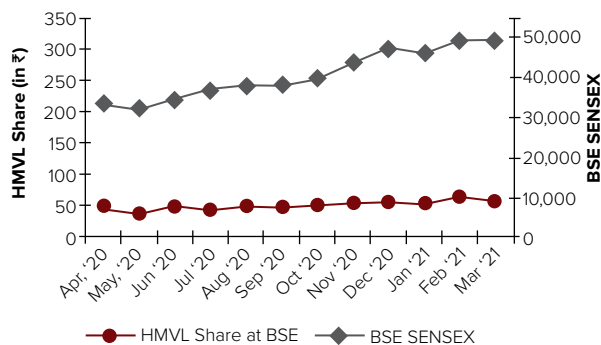
ISIN of the Equity Shares of the Company is 'INE871K01015'.

## Stock Price Data

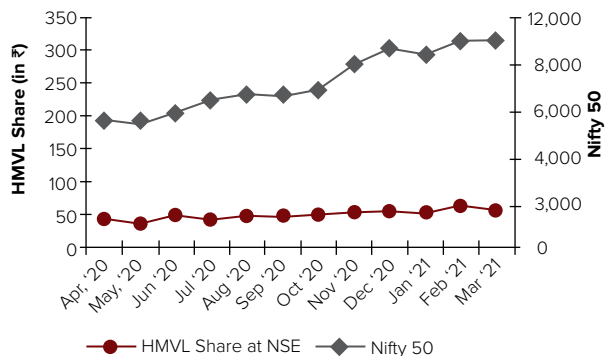
Month	BSE				NSE			
	HMVL		SENSEX		HMVL		NIFTY 50	
	High (in ₹)	Low (in ₹)	High	Low	High (in ₹)	Low (in ₹)	High	Low
Apr'20	48.10	37.45	33,887.25	27,500.79	48.30	37.65	9,889.05	8,055.80
May'20	46.60	38.10	32,845.48	29,968.45	49.70	36.45	9,598.85	8,806.75
Jun'20	53.80	40.05	35,706.55	32,348.10	54.50	40.00	10,553.15	9,544.35
Jul'20	56.60	45.25	38,617.03	34,927.20	56.60	45.30	11,341.40	10,299.60
Aug'20	58.30	45.10	40,010.17	36,911.23	58.30	45.00	11,794.25	10,882.25
Sep'20	56.90	46.05	39,359.51	36,495.98	55.75	45.95	11,618.10	10,790.20
Oct'20	53.40	44.80	41,048.05	38,410.20	52.80	44.80	12,025.45	11,347.05
Nov'20	59.40	48.00	44,825.37	39,334.92	60.00	48.00	13,145.85	11,557.40
Dec'20	64.00	49.95	47,896.97	44,118.10	64.20	49.00	14,024.85	12,962.80
Jan'21	62.00	52.60	50,184.01	46,160.46	62.25	51.35	14,753.55	13,596.75
Feb'21	67.85	53.25	52,516.76	46,433.65	67.35	53.00	15,431.75	13,661.75
Mar'21	75.95	58.20	51,821.84	48,236.35	76.05	58.00	15,336.30	14,264.40

## Performance in comparison to broad-based indices (month-end closing)

Movement of HMVL Share Price at BSE during FY-21



Movement of HMVL Share Price at NSE during FY-21



## Category of shareholders as on March 31, 2021

Category	No. of Equity Shares held	% of shareholding
<b>Promoter &amp; Promoter Group (A)</b>	<b>5,48,08,457</b>	<b>74.40</b>
<b>Public Shareholding (B)</b>		
Banks, Financial Institutions and Insurance Companies	94,387	0.13
Foreign Institutional Investors (FIIs)	1,01,35,409	13.75
Non-Resident Indians	3,14,721	0.43
Bodies Corporate (Indian & Foreign)	18,83,614	2.56
Public	52,56,611	7.14
Clearing members	75,581	0.10
HUF	6,57,592	0.89
Others (Trusts & AIF)	1,50,686	0.20
Investor Education and Protection Fund (IEPF)	64,304	0.09
<b>Total Public Shareholding (B)</b>	<b>1,86,32,905</b>	<b>25.29</b>
<b>Non Promoter - Non Public(C)</b>		
Trustee of HT Group Companies Stock Option Trust	2,30,186	0.31
<b>Total Shareholding (A+B+C)</b>	<b>7,36,71,548</b>	<b>100.00</b>

## Distribution of shareholding by size as on March 31, 2021

No. of Equity Shares held	No. of Shareholders*	% of total no. of shareholders	No. of Equity Shares held	% of total no. of shares
Upto 500	9,656	85.07	10,86,022	1.47
501 – 1,000	809	7.13	6,23,329	0.85
1,001 – 5,000	681	6.00	14,83,430	2.01
5,001 – 10,000	97	0.85	6,91,589	0.94
10,001 & above	108	0.95	6,97,87,178	94.73
<b>TOTAL</b>	<b>11,351</b>	<b>100.00</b>	<b>7,36,71,548</b>	<b>100.00</b>

\*Pursuant to SEBI's circular, shareholding is consolidated on the basis of PAN and accordingly, number of shareholders stand reduced from 11,604 to 11,351 nos.

## Dematerialization of shares and liquidity as on March 31, 2021

Category	No. of Equity Shares held	% of shareholding
Equity Shares held in Demat form	7,36,68,736	99.99
Equity Shares held in Physical form	2,812	0.01
<b>TOTAL</b>	<b>7,36,71,548</b>	<b>100.00</b>

## Number of outstanding GDRs/ADRs/Warrants or any convertible instruments

No GDRs/ADRs/Warrants or any convertible instruments have been issued by the Company during FY-21.

## Address for correspondence

Company Secretary  
Hindustan Media Ventures Limited

### Corporate Office:

Hindustan Times House (2nd Floor)  
18-20, Kasturba Gandhi Marg  
New Delhi - 110 001  
Tel: +91-11-6656 1234  
Fax: +91-11-6656 1445  
Website: www.hmvl.in

## Compliance Officer

Shri Tridib Barat, Company Secretary  
Tel: +91-11-6656 1234  
Email: hmvlinvestor@livehindustan.com

## Registrar and Share Transfer Agent

KFin Technologies Private Limited  
Selenium Tower B, Plot No.31 & 32  
Gachibowli, Financial District  
Nanakramguda, Serilingampally  
Hyderabad – 500032 (Telangana)  
Toll Free No.: 1800-309-4001  
E-mail: einward.ris@kfintech.com  
Website: www.kfintech.com

## Company Registration Details

The Company is registered with the office of Registrar of Companies, Bihar. Corporate Identification Number (CIN) allotted to the Company by Ministry of Corporate Affairs is **L21090BR1918PLC000013**.

## Compliance Certificate

The certificate dated June 17, 2021 of RMG & Associates, Company Secretaries, regarding compliance of conditions of 'Corporate Governance' as stipulated under Schedule V of SEBI Listing Regulations, is annexed to the Board's Report.

### Nomination facility

In terms of Section 72 of the Companies Act, 2013, shareholders holding shares in demat and/or physical form may, in their own interest, register their nomination with their DP or R&T Agent of the Company, as the case may be.

### Trading Suspension

During the year under review, the securities of the Company were not suspended from trading by SEBI and/ or stock exchanges.

### Plant Locations (as on March 31, 2021)

City	Address
AGRA	Plot No. 660/2, Shastripuram Crossing, Sikandra Artoni, Agra Mathura Road, Agra – 282007
BAREILLY	Plot Nos. 411, 412, 413, 424 & 425, Mathurapur, Rampur Road, Bareilly – 243001
DEHRADUN	E-3 & 4, Selaqui Industrial Area, Selaqui, Dehradun – 248197
DHANBAD	Village Bhelatand, PO-Nagnagar, PS-Barbadda, Bhela Tand Road, Dhaiya, Dhanbad – 826004
LUCKNOW	Pocket – 2, Vibhuti Khand, Gomti Nagar, Lucknow – 226010
MEERUT	Khasra No. 592/3, 0.5 KM Partapur By-pass, Opp. Kalka Dental College, Meerut – 250103
MORADABAD	Mini Bypass, Lakri Fazalpur, Near Police Post, Moradabad – 244001
PATNA	Village - Bhagautipur, Near Shiwala Chowk, Naubatpur Road, P.S - Shahpur, Danapur, Patna-801503
PRAYAGRAJ	F-1, Industrial Area, Naini, Prayagraj – 211010
RANCHI	7, Kokar Industrial Area, PO & PS - Kokar, Ranchi – 834001
VARANASI	Arazi no.603/5, Mauza-Koirajpur, Pargana – Athagawa, Tehsil Pindra, Varanasi – 221105

*Note: The above list does not include location(s) where printing of the Company's publications is done on job-work basis*

## ANNEXURE - I TO REPORT ON CORPORATE GOVERNANCE

### Certificate of Non-Disqualification of Directors

[Pursuant to Regulation 34(3) read with Schedule V Para C Sub Clause (10)(i) of the Securities and Exchange Board of India (Listing Obligations and Disclosure Requirements) Regulations, 2015]

To,

**The Members**

**Hindustan Media Ventures Limited**

**(CIN: L21090BR1918PLC000013)**

**Budh Marg, P.S.Kotwali, Patna,**

**Bihar - 800001**

We have examined the relevant registers, records, forms, returns and disclosures received from the Directors of **Hindustan Media Ventures Limited**, having its Registered Office at **Budh Marg, P.S. Kotwali Patna, Bihar - 800 001** (hereinafter referred as **"the Company"**) and produced before us by the Company for the purpose of issuing this certificate, in pursuance of the provisions of Regulation 34(3) read with Schedule V Para C Sub Clause 10(i) of the Securities and Exchange Board of India (Listing Obligations and Disclosure Requirements) Regulations 2015, as amended from time to time.

In our opinion and to the best of our information and according to the verifications (including Director Identification Number (DIN) status at the portal www.mca.gov.in) as considered necessary by us and explanations furnished to us by the Company, we hereby certify that none of the Directors on the Board of Director of the Company, as stated below, for the financial year ended March 31, 2021, have been debarred or disqualified from being appointed or continuing as directors of companies by the Securities and Exchange Board of India, Ministry of Corporate Affairs or any other statutory authority.

Sr. No.	Name of Director	Director Identification Number (DIN)	Date of Appointment
1.	Smt. Shobhana Bhartia	00020648	06-01-2010
2.	Shri Ajay Relan	00002632	22-02-2010
3.	Shri Ashwani Windlass	00042686	22-02-2010
4.	Shri Priyavrat Bhartia	00020603	27-08-2010
5.	Shri Shamit Bhartia	00020623	19-12-2011
6.	Dr. Mukesh Aghi	00292205	21-06-2015
7.	Shri Praveen Someshwar	01802656	01-08-2018
8.	Ms. Savitri Kunadi	00958901	09-05-2019

Ensuring the eligibility for the appointment / continuity of a Director on the Board of Directors of the Company is the responsibility of the management of the Company. Our responsibility is to express an opinion on these, based on our verification. This certificate is neither an assurance as to the future viability of the Company nor of the efficiency or effectiveness with which the management has conducted the affairs of the Company.

For **RMG & Associates**

Company Secretaries

Firm Registration No. P2001DE16100

Peer Review No. : 734 / 2020

**Sd/-**

**CS Manish Gupta**

Partner

FCS: 5123; C.P. No.: 4095

Date : June 17, 2021

Place : New Delhi

UDIN : F005123C000468289

## ANNEXURE - II TO REPORT ON CORPORATE GOVERNANCE

### Declaration of compliance with 'Code of Conduct' of the Company

I, Samudra Bhattacharya, Chief Executive Officer of the Company, do hereby confirm that all the Board members and Senior Management Personnel of the Company have complied with the 'Code of Conduct' during the financial year 2020-21.

This declaration is based on and is in pursuance of the individual affirmations received from the Board members and the Senior Management Personnel of the Company.

Place: New Delhi

Date: May 20, 2021



**(Samudra Bhattacharya)**

Chief Executive Officer

# Independent Auditor's Report

To the Members of **Hindustan Media Ventures Limited**

## Report on the Audit of the Standalone Financial Statements

### Opinion

We have audited the standalone financial statements of Hindustan Media Ventures Limited ("the Company"), which comprise the standalone balance sheet as at 31 March 2021, and the standalone statement of profit and loss (including other comprehensive income), standalone statement of changes in equity and standalone statement of cash flows for the year then ended, and notes to the standalone financial statements, including a summary of the significant accounting policies and other explanatory information.

In our opinion and to the best of our information and according to the explanations given to us, the aforesaid standalone financial statements give the information required by the Companies Act, 2013 ("Act") in the manner so required and give a true and fair view in conformity with the accounting principles generally accepted in India, of the state of affairs of the Company as at 31 March 2021, and profit and other comprehensive income, changes in equity and its cash flows for the year ended on that date.

### Basis for Opinion

We conducted our audit in accordance with the Standards on Auditing (SAs) specified under section 143(10) of the Act. Our responsibilities under those SAs are further described in the *Auditor's Responsibilities for the Audit of the Standalone Financial Statements* section of our report. We are independent of the Company in accordance with the Code of Ethics issued by the Institute of Chartered Accountants of India together with the ethical requirements that are relevant to our audit of the standalone financial statements under the provisions of the Act and the Rules thereunder, and we have fulfilled our other ethical responsibilities in accordance with these requirements and the Code of Ethics. We believe that the audit evidence we have obtained is sufficient and appropriate to provide a basis for our opinion on the Standalone financial statements.

### Key Audit Matters

Key audit matters are those matters that, in our professional judgment, were of most significance in our audit of the standalone financial statements of the current period. These matters were addressed in the context of our audit of the standalone financial statements as a whole, and in forming our opinion thereon, and we do not provide a separate opinion on these matters.

### Description of Key Audit Matters

#### Revenue from operations

**See note 19 to the standalone financial statements**

#### The key audit matter

As disclosed in Note 19 to the standalone financial statements, the Company's revenue from 'Sale of newspaper and publications' and 'Advertisement revenue' for the year ended 31 March 2021 was ₹ 16,363 lakhs and ₹ 36,790 lakhs, respectively.

Revenue is recognized upon transfer of control of promised services / goods to the customers and when it is "probable" that the Company will collect the consideration. In specific, revenue from advertisement and circulation is recognized when the advertisement is published, and newspaper is delivered to the distributor.

#### How the matter was addressed in our audit

Our audit procedures included:

- Assessed the appropriateness of the accounting policy for revenue recognition as per the relevant accounting standard;
- Evaluated the design and implementation of key controls in relation to revenue recognition and tested the operating effectiveness of such controls for a sample of transactions;
- Involved our IT specialists to assist us in testing of key IT system controls which impact revenue recognition;

The key audit matter	How the matter was addressed in our audit
<p>There is a risk that revenue is recognized for goods / services before the transfer of control of the goods / service to customer is completed.</p> <p>Standards on Auditing presume that there is fraud risk with regard to revenue recognition. Also, revenue is one of the key performance indicators of the Company which makes it susceptible to misstatement.</p>	<ul style="list-style-type: none"> <li>– Performed detailed testing by selecting samples of revenue transactions recorded during and after the year. For such samples, verified the underlying documents supporting revenue recognition;</li> <li>– Tested sample journal entries for revenue recognized during the year, selected based on specified risk-based criteria, to identify unusual transactions.</li> </ul>
<p><b>Impairment testing of property, plant and equipment</b>  <b>See note 3 to the standalone financial statements</b></p>	
<p>The Company is engaged in printing and publishing of newspapers and periodicals through various plants operated in India.</p> <p>The carrying value of property, plant and equipment (excluding capital work in progress) amounts to ₹ 13,371 lakhs as at 31 March 2021.</p> <p>The Company performs annual assessment of the property, plant and equipment at cash generating unit (CGU) level, to identify indicators of impairment, if any. The recoverable amount of the CGU based on value in use ("VIU"), has been derived using discounted cash flow model. The model uses several key assumptions. The economic slowdown owing to the Covid-19 pandemic and other economic factors may impact the key assumptions taken while computing VIU.</p> <p>Considering the inherent uncertainty, complexity and judgment involved and the significance of the value of the assets, impairment assessment of above-mentioned assets has been considered as a key audit matter.</p>	<p>Our audit procedures included:</p> <ul style="list-style-type: none"> <li>– Assessed the Company's identification of CGU with reference to the guidance in the applicable accounting standards;</li> <li>– Tested design, implementation and operating effectiveness of key controls over the impairment assessment process.</li> <li>– The Company's assessment included computation of VIU. We obtained and assessed the VIU as determined by the Company as under: <ul style="list-style-type: none"> <li>– Assessed the method of determining VIU and key assumptions used therein through historical information, budgets / projections, and other relevant information.</li> <li>– Challenged the key assumptions contained including growth assumptions and discount rates.</li> <li>– Assessed the sensitivity of the outcome of impairment assessment to changes in key assumptions.</li> </ul> </li> </ul>

### Other Information

The Company's management and Board of Directors are responsible for the other information. The other information comprises the information included in the Company's annual report but does not include the financial statements and our auditors' report thereon.

Our opinion on the standalone financial statements does not cover the other information and we do not express any form of assurance conclusion thereon.

In connection with our audit of the standalone financial statements, our responsibility is to read the other information and, in doing so, consider whether the other information is materially inconsistent with the standalone financial statements or our knowledge obtained in the audit or otherwise appears

to be materially misstated. If, based on the work we have performed, we conclude that there is a material misstatement of this other information, we are required to report that fact. We have nothing to report in this regard.

### Management's and Board of Directors' Responsibility for the Standalone Financial Statements

The Company's Management and Board of Directors are responsible for the matters stated in section 134(5) of the Act with respect to the preparation of these standalone financial statements that give a true and fair view of the state of affairs, profit/loss and other comprehensive income, changes in equity and cash flows of the Company in accordance with the accounting principles generally accepted in India, including the Indian Accounting Standards (Ind AS) specified



under section 133 of the Act. This responsibility also includes maintenance of adequate accounting records in accordance with the provisions of the Act for safeguarding of the assets of the Company and for preventing and detecting frauds and other irregularities; selection and application of appropriate accounting policies; making judgments and estimates that are reasonable and prudent; and design, implementation and maintenance of adequate internal financial controls that were operating effectively for ensuring accuracy and completeness of the accounting records, relevant to the preparation and presentation of the standalone financial statements that give a true and fair view and are free from material misstatement, whether due to fraud or error.

In preparing the standalone financial statements, the Management and Board of Directors are responsible for assessing the Company's ability to continue as a going concern, disclosing, as applicable, matters related to going concern and using the going concern basis of accounting unless the Board of Directors either intends to liquidate the Company or to cease operations, or has no realistic alternative but to do so.

The Board of Directors is also responsible for overseeing the Company's financial reporting process.

## **Auditor's Responsibilities for the Audit of the Standalone Financial Statements**

Our objectives are to obtain reasonable assurance about whether the standalone financial statements as a whole are free from material misstatement, whether due to fraud or error, and to issue an auditor's report that includes our opinion. Reasonable assurance is a high level of assurance but is not a guarantee that an audit conducted in accordance with SAs will always detect a material misstatement when it exists. Misstatements can arise from fraud or error and are considered material if, individually or in the aggregate, they could reasonably be expected to influence the economic decisions of users taken on the basis of these standalone financial statements.

As part of an audit in accordance with SAs, we exercise professional judgment and maintain professional skepticism throughout the audit. We also:

- Identify and assess the risks of material misstatement of the standalone financial statements, whether due to fraud or error, design and perform audit procedures responsive to those risks, and obtain audit evidence that is sufficient and appropriate to provide a basis for our opinion. The

risk of not detecting a material misstatement resulting from fraud is higher than for one resulting from error, as fraud may involve collusion, forgery, intentional omissions, misrepresentations, or the override of internal control.

- Obtain an understanding of internal control relevant to the audit in order to design audit procedures that are appropriate in the circumstances. Under section 143(3)(i) of the Act, we are also responsible for expressing our opinion on whether the company has adequate internal financial controls with reference to financial statements in place and the operating effectiveness of such controls.
- Evaluate the appropriateness of accounting policies used and the reasonableness of accounting estimates and related disclosures in the standalone financial statements made by the Management and Board of Directors.
- Conclude on the appropriateness of the Management and Board of Directors use of the going concern basis of accounting and, based on the audit evidence obtained, whether a material uncertainty exists related to events or conditions that may cast significant doubt on the Company's ability to continue as a going concern. If we conclude that a material uncertainty exists, we are required to draw attention in our auditor's report to the related disclosures in the standalone financial statements or, if such disclosures are inadequate, to modify our opinion. Our conclusions are based on the audit evidence obtained up to the date of our auditor's report. However, future events or conditions may cause the Company to cease to continue as a going concern.
- Evaluate the overall presentation, structure and content of the standalone financial statements, including the disclosures, and whether the standalone financial statements represent the underlying transactions and events in a manner that achieves fair presentation.

We communicate with those charged with governance regarding, among other matters, the planned scope and timing of the audit and significant audit findings, including any significant deficiencies in internal control that we identify during our audit.

We also provide those charged with governance with a statement that we have complied with relevant ethical requirements regarding independence, and to communicate with them all relationships and other matters that may reasonably be thought to bear on our independence, and where applicable, related safeguards.

From the matters communicated with those charged with governance, we determine those matters that were of most significance in the audit of the standalone financial statements of the current period and are therefore the key audit matters. We describe these matters in our auditors' report unless law or regulation precludes public disclosure about the matter or when, in extremely rare circumstances, we determine that a matter should not be communicated in our report because the adverse consequences of doing so would reasonably be expected to outweigh the public interest benefits of such communication.

### Report on Other Legal and Regulatory Requirements

1. As required by the Companies (Auditor's Report) Order, 2016 ("the Order") issued by the Central Government in terms of section 143 (11) of the Act, we give in the "Annexure A" a statement on the matters specified in paragraphs 3 and 4 of the Order, to the extent applicable.
  2. (A) As required by Section 143(3) of the Act, we report that:
    - a) We have sought and obtained all the information and explanations which to the best of our knowledge and belief were necessary for the purposes of our audit.
    - b) In our opinion, proper books of account as required by law have been kept by the Company so far as it appears from our examination of those books.
    - c) The standalone balance sheet, the standalone statement of profit and loss (including other comprehensive income), the standalone statement of changes in equity and the standalone statement of cash flows dealt with by this Report are in agreement with the books of account.
    - d) In our opinion, the aforesaid standalone financial statements comply with the Ind AS specified under section 133 of the Act.
    - e) On the basis of the written representations received from the directors as on 31 March 2021 taken on record by the Board of Directors, none of the directors is disqualified as on 31 March 2021 from being appointed as a director in terms of Section 164(2) of the Act.
- With respect to the adequacy of the internal financial controls with reference to financial statements of the Company and the operating effectiveness of such controls, refer to our separate Report in "Annexure B".
- (B) With respect to the other matters to be included in the Auditors' Report in accordance with Rule 11 of the Companies (Audit and Auditors) Rules, 2014, in our opinion and to the best of our information and according to the explanations given to us:
    - i. The Company has disclosed the impact of pending litigations as at 31 March 2021 on its financial position in its standalone financial statements - Refer Note 33 to the standalone financial statement.
    - ii. The Company did not have any long-term contracts including derivative contracts for which there were any material foreseeable losses.
    - iii. There were no amounts which were required to be transferred to the Investor Education and Protection Fund by the Company;
    - iv. The disclosures in the standalone financial statements regarding holdings as well as dealings in specified bank notes during the period from 8 November 2016 to 30 December 2016 have not been made in these financial statements since they do not pertain to the financial year ended 31 March 2021.
  - (C) With respect to the matter to be included in the Auditors' Report under section 197(16):
 

In our opinion and according to the information and explanations given to us, the remuneration paid by the Company to its directors during the current year is in accordance with the provisions of Section 197 of the Act. The remuneration paid to any director is not in excess of the limit laid down under Section 197 of the Act. The Ministry of Corporate Affairs has not prescribed other details under Section 197(16) which are required to be commented upon by us.

For **B S R and Associates**  
Chartered Accountants  
Firm's Registration No.:128901W

**Rajesh Arora**  
Partner

Place: Gurugram  
Date: 17 June 2021

Membership No. 076124  
UDIN: 21076124AAAAACE7109

## Annexure A

referred to in our Independent Auditor's Report to the members of Hindustan Media Ventures Limited on the standalone financial statements for the year ended 31 March 2021.

With reference to the Annexure A referred to in the Independent Auditor's Report to the members of the Company on the standalone financial statements for the year ended 31 March 2021, we report the following:

- (i) (a) The Company has maintained proper records showing full particulars, including quantitative details and situation of fixed assets (i.e. property plant and equipment)
- (b) The Company has a regular programme of physical verification of its fixed assets, by which all fixed assets are verified in a phased manner over a period of three years. In our opinion, this periodicity of physical verification by management is reasonable having regard to the size of the Company and the nature of its assets. In accordance with this programme, certain fixed assets were physically verified during the year. As informed to us, no material discrepancies were noticed on such verification.
- (c) The title deeds of immovable properties, as disclosed in Note 3 on property, plant and equipment to the financial statements, are held in the name of the Company.
- (ii) Inventories, except for goods-in-transit have been physically verified by the management during the year. In our opinion, the frequency of such verification is reasonable. According to the information and explanations given to us, the procedures for physical verification of inventories followed by the management during the year are reasonable and adequate in relation to the size of the Company and the nature of its business. The discrepancies noticed on verification between the physical stocks and the book records were not material.
- (iii) According to the information and explanations given to us, the Company has not granted any loans, secured or unsecured to companies, firms, limited liability partnerships or other parties covered in the register maintained under Section 189 of the Companies Act, 2013. Accordingly, the provisions of paragraph 3 (iii) of the Order are not applicable to the Company.
- (iv) According to the information and explanations given to us and on the basis of our examination of the records of the Company, there are no loans or investments made by the Company which are not in compliance with Section 185 and 186 of the Companies Act, 2013. There are no guarantees given or securities provided by the Company as specified under Section 185 and 186 of the Companies Act, 2013.
- (v) As per the information and explanations given to us, the Company has not accepted any deposits as mentioned in the directives issued by the Reserve Bank of India and the provisions of Section 73 to 76 or any other relevant provisions of the Companies Act, 2013 and the rules framed there under. Accordingly, paragraph 3(v) of the Order is not applicable.
- (vi) According to the information and explanations given to us, the Central Government has not prescribed the maintenance of cost records under Sub-section (1) of Section 148 of the Companies Act, 2013, for any of the services rendered and goods sold by the Company. Accordingly, paragraph 3(vi) of the Order is not applicable.
- (vii) (a) According to the information and explanations given to us and on the basis of our examination of the records of the Company, amounts deducted/ accrued in the books of account in respect of undisputed statutory dues including provident fund, employees' state insurance, income-tax, goods and services tax, duty of customs, cess, professional tax and other statutory dues have been regularly deposited during the year by the Company with the appropriate authorities. As explained to us, the Company did not have any dues on account of sales tax, service tax, duty of excise and value added tax.  
  
According to the information and explanations given to us, no undisputed amounts payable in respect of provident fund, employees' state insurance, income-tax, goods and services tax, duty of customs, cess, professional tax and other statutory dues were in arrears as at 31 March 2021 for a period of more than six months from the date they became payable.
- (b) According to the information and explanations given to us, there are no dues of income-tax, sales tax, service tax, goods and services tax, duty of customs, duty of excise and value added tax which have not been deposited by the Company with the appropriate authorities on account of any dispute as at 31 March 2021 except as mentioned below :-

**Statement of Disputed Tax Dues**

Name of the Statute	Nature of dues	Amount (in lakhs)	Amount paid under protest (in lakhs)	Period to which amount relates	Forum where the dispute is pending
Income tax act ,1961	Disallowance of certain expenditure	376	–	AY 2017-18	Commissioner of Income Tax (Appeals)
Income tax act ,1961	Disallowance of certain expenditure	215	–	AY 2016-17	Commissioner of Income Tax (Appeals)
Income tax act ,1961	Disallowance of certain expenditure	91	19	AY 2015-16	Commissioner of Income Tax (Appeals)
Income tax act ,1961	Disallowance of certain expenditure	97	92	AY 2012-13	Commissioner of Income Tax (Appeals)
Income tax act ,1961	Disallowance of certain expenditure	1	1	AY 2013-14 and AY 2014-15	Commissioner of Income Tax (Appeals)

- (viii) In our opinion and according to the information and explanations given to us and on the basis of our examination of the records of the Company, the Company has not defaulted in repayment of loans or borrowings to banks. Further, no loans or borrowings were taken from financial institutions and government and there were no debentures issued during the year or outstanding as at 31 March 2021.
- (ix) In our opinion and according to the information and explanations given to us and on the basis of our examination of the records of the Company, the Company has applied the money raised by way of term loans for the purpose for which they were obtained. Further, the Company has not raised any money by way of initial public offer or further public offer (including debt instruments).
- (x) According to the information and explanations given to us, no material fraud by the Company or on the Company by its officers or employees has been noticed or reported during our audit.
- (xi) According to the information and explanations given to us, the remuneration paid during the year by the Company to its directors is in accordance with the provisions of Section 197 read with Schedule V to the Act.
- (xii) According to the information and explanations given to us, the Company is not a Nidhi Company. Accordingly, paragraph 3(xii) of the Order is not applicable.
- (xiii) In our opinion and according to the information and explanations given to us and on the basis of our examination of the records of the Company, the transactions with the related parties are in compliance with Sections 177 and 188 of the Companies Act, 2013, where applicable, and the details have been disclosed in the standalone financial statements as required by the applicable accounting standards.
- (xiv) According to the information and explanations given to us and on the basis of our examination of the records of the Company, the Company has not made any preferential allotment or private placement of shares or fully or partly convertible debentures during the current year. Accordingly, paragraph 3(xiv) of the Order is not applicable to the Company.
- (xv) According to the information and explanations given to us, the Company has not entered into non-cash transactions with directors or persons connected with him. Accordingly, paragraph 3(xv) of the Order is not applicable.
- (xvi) According to the information and explanation given to us, the Company is not required to be registered under Section 45-IA of the Reserve Bank of India Act 1934. Accordingly, paragraph 3(xvi) of the Order is not applicable.

For **B S R and Associates**

Chartered Accountants

Firm's Registration No.:128901W

**Rajesh Arora**

Partner

Place:Gurugram

Date: 17 June 2021

Membership No. 076124

UDIN: 21076124AAAAACE7109

## Annexure B

to the Independent Auditor's report on the standalone financial statements of Hindustan Media Ventures Limited for the year ended 31 March 2021.

### Report on the internal financial controls with reference to the aforesaid standalone financial statements under Clause (i) of Sub-section 3 of Section 143 of the Companies Act, 2013

(Referred to in paragraph 1(A)(f) under 'Report on Other Legal and Regulatory Requirements' section of our report of even date)

#### Opinion

We have audited the internal financial controls with reference to standalone financial statements of Hindustan Media Ventures Limited ("the Company") as of 31 March 2021 in conjunction with our audit of the standalone financial statements of the Company for the year ended on that date.

In our opinion, the Company has, in all material respects, adequate internal financial controls with reference to standalone financial statements and such internal financial controls were operating effectively as at 31 March 2021, based on the internal financial controls with reference to standalone financial statements criteria established by the Company considering the essential components of internal control stated in the Guidance Note on Audit of Internal Financial Controls Over Financial Reporting issued by the Institute of Chartered Accountants of India (the "Guidance Note").

#### Management's Responsibility for Internal Financial Controls

The Company's management and the Board of Directors are responsible for establishing and maintaining internal financial controls based on the internal financial controls with reference to financial statements criteria established by the Company considering the essential components of internal control stated in the Guidance Note. These responsibilities include the design, implementation and maintenance of adequate internal financial controls that were operating effectively for ensuring the orderly and efficient conduct of its business, including adherence to company's policies, the safeguarding of its assets, the prevention and detection of frauds and errors, the accuracy and completeness of the accounting records, and the timely preparation of reliable financial information, as required under the Companies Act, 2013 (hereinafter referred to as "the Act").

#### Auditor's Responsibility

Our responsibility is to express an opinion on the Company's internal financial controls with reference to financial statements based on our audit. We conducted our audit in accordance with the Guidance Note and the Standards on Auditing, prescribed under section 143(10) of the Act, to the extent applicable to an audit of internal financial controls with reference to financial statements. Those Standards and the Guidance Note require that we comply with ethical requirements and plan and perform the audit to obtain reasonable assurance about whether adequate internal financial controls with reference to financial statements were established and maintained and whether such controls operated effectively in all material respects.

Our audit involves performing procedures to obtain audit evidence about the adequacy of the internal financial controls with reference to financial statements and their operating effectiveness. Our audit of internal financial controls with reference to financial statements included obtaining an understanding of such internal financial controls, assessing the risk that a material weakness exists, and testing and evaluating the design and operating effectiveness of internal control based on the assessed risk. The procedures selected depend on the auditor's judgement, including the assessment of the risks of material misstatement of the standalone financial statements, whether due to fraud or error.

We believe that the audit evidence we have obtained is sufficient and appropriate to provide a basis for our audit opinion on the Company's internal financial controls with reference to standalone financial statements.

#### Meaning of Internal Financial controls with Reference to Financial Statements

A company's internal financial controls with reference to financial statements is a process designed to provide reasonable assurance regarding the reliability of financial reporting and the preparation of financial statements for external purposes in accordance with generally accepted accounting principles. A company's internal financial controls with reference to financial statements include those policies and procedures that (1) pertain to the maintenance of records that, in reasonable detail, accurately and fairly reflect the

transactions and dispositions of the assets of the company; (2) provide reasonable assurance that transactions are recorded as necessary to permit preparation of financial statements in accordance with generally accepted accounting principles, and that receipts and expenditures of the company are being made only in accordance with authorizations of management and directors of the company; and (3) provide reasonable assurance regarding prevention or timely detection of unauthorized acquisition, use, or disposition of the company's assets that could have a material effect on the financial statements.

#### **Inherent Limitations of Internal Financial controls with Reference to Financial Statements**

Because of the inherent limitations of internal financial controls with reference to financial statements, including the possibility of collusion or improper management override of controls,

material misstatements due to error or fraud may occur and not be detected. Also, projections of any evaluation of the internal financial controls with reference to financial statements to future periods are subject to the risk that the internal financial controls with reference to financial statements may become inadequate because of changes in conditions, or that the degree of compliance with the policies or procedures may deteriorate.

For **B S R and Associates**  
*Chartered Accountants*  
Firm's Registration No.:128901W

**Rajesh Arora**

*Partner*

Place:Gurugram  
Date: 17 June 2021

Membership No. 076124  
UDIN: 21076124AAAACE7109

## Balance sheet

as at March 31, 2021

₹ Lakhs

Particulars	Notes	As at March 31, 2021	As at March 31, 2020
<b>I ASSETS</b>			
<b>1) Non-current assets</b>			
(a) Property, plant and equipment	3	13,371	16,041
(b) Capital work in progress	3	1,551	1,019
(c) Right - of - use assets	43	4,598	5,962
(d) Investment property	4	5,042	4,161
(e) Intangible assets	5	6,775	6,791
(f) Investment in subsidiary and joint venture	6A	2,205	329
(g) Financial assets			
(i) Investments	6B	1,11,219	87,381
(ii) Loans	6C	6,559	7,708
(iii) Other financial assets	6D	497	463
(h) Income tax assets (net)	7	1,541	1,268
(i) Other non-current assets	8	352	310
<b>Total non-current assets</b>		<b>1,53,710</b>	<b>1,31,433</b>
<b>2) Current assets</b>			
(a) Inventories	9	5,433	4,651
(b) Financial assets			
(i) Investments	6B	30,372	30,843
(ii) Trade receivables	10A	12,630	16,785
(iii) Cash and cash equivalents	10B	2,064	1,525
(iv) Bank balances other than (iii) above	10C	2,005	2,006
(v) Other financial assets	6D	285	1,694
(c) Other current assets	11	4,075	3,469
<b>Total current assets</b>		<b>56,864</b>	<b>60,973</b>
Non-current assets held for sale	44	939	-
<b>Total Assets</b>		<b>2,11,513</b>	<b>1,92,406</b>
<b>II EQUITY AND LIABILITIES</b>			
<b>1) Equity</b>			
(a) Equity share capital	12	7,367	7,367
(b) Other equity	13	1,51,920	1,44,316
<b>Total equity</b>		<b>1,59,287</b>	<b>1,51,683</b>
<b>2) Liabilities</b>			
<b>Non-current liabilities</b>			
(a) Financial liabilities			
(i) Borrowings	15A	2,741	4,722
(ii) Lease liabilities	15D	246	1,136
(iii) Other financial liabilities	15C	149	352
(b) Deferred tax liabilities (net)	14	1,492	1,814
(c) Contract liabilities	16	-	1
<b>Total non-current liabilities</b>		<b>4,628</b>	<b>8,025</b>
<b>Current liabilities</b>			
(a) Financial liabilities			
(i) Borrowings	15A	3,241	4,832
(ii) Lease liabilities	15D	720	1,038
(iii) Trade Payables	15B		
a) total outstanding due of micro enterprises and small enterprises		408	111
b) total outstanding dues of creditors other than of micro enterprises and small enterprises		9,438	8,407
(iv) Other financial liabilities	15C	29,619	14,640
(b) Other current liabilities	15E	872	862
(c) Contract liabilities	16	1,533	1,503
(d) Provisions	17	1,225	1,083
(e) Income tax liabilities (net)	18	542	222
<b>Total current liabilities</b>		<b>47,598</b>	<b>32,698</b>
<b>Total liabilities</b>		<b>52,226</b>	<b>40,723</b>
<b>Total Equity and liabilities</b>		<b>2,11,513</b>	<b>1,92,406</b>
Summary of significant accounting policies	2		

See accompanying notes to the standalone financial statements.

In terms of our report of even date attached

**For B S R and Associates**

Chartered Accountants  
(Firm registration Number: 128901W)

**Rajesh Arora**

Partner  
Membership No. 076124

**Place:** Gurugram  
**Date:** June 17, 2021

**For and on behalf of the Board of Directors of Hindustan Media Ventures Limited**

**Tridib Barat**  
Company Secretary

**Sandeep Gulati**  
Chief Financial Officer

**Samudra Bhattacharya**  
Chief Executive Officer

**Praveen Someshwar**  
Managing Director  
(DIN: 01802656)

**Shobhana Bhartia**  
Chairperson  
(DIN: 00020648)

**Place:** New Delhi  
**Date:** June 17, 2021

# Statement of Profit and Loss

for the year ended March 31, 2021

₹ Lakhs

Particulars	Notes	Year ended March 31, 2021	Year ended March 31, 2020
<b>I Income</b>			
a) Revenue from operations	19	54,543	79,578
b) Other Income	20	11,885	10,877
<b>Total Income</b>		<b>66,428</b>	<b>90,455</b>
<b>II Expenses</b>			
a) Cost of materials consumed	21	17,313	28,248
b) Changes in inventories of finished goods, stock-in-trade and work-in-progress	22	107	(77)
c) Employee benefits expense	23	13,100	12,555
d) Finance costs	24	870	949
e) Depreciation and amortization expense	25	3,044	3,066
f) Other expenses	26	23,337	28,929
<b>Total expenses</b>		<b>57,771</b>	<b>73,670</b>
<b>III Profit before tax (I-II)</b>		<b>8,657</b>	<b>16,785</b>
<b>IV Earnings before finance costs, tax, depreciation and amortization expense (EBITDA) [III+II(d+e)]</b>		<b>12,571</b>	<b>20,800</b>
<b>V Tax expense</b>			
Current tax [Adjustment of tax charge/ (credit) related to earlier periods- ₹ (27) lakhs {Previous Year ₹ NIL lakhs}]	14	1,571	2,912
Deferred tax charge/(credit) [Adjustment of tax charge/ (credit) related to earlier periods- ₹ 23 lakhs {Previous Year ₹ NIL lakhs}]	14	(379)	1,976
<b>Total tax expense/(credit)</b>		<b>1,192</b>	<b>4,888</b>
<b>VI Profit after tax for the year (III-V)</b>		<b>7,465</b>	<b>11,897</b>
<b>VII Other Comprehensive Income</b>	<b>27</b>		
<b>Items that will not to be reclassified subsequently to profit or loss</b>			
Remeasurement of defined benefit plans		(197)	(708)
Income tax effect		69	247
<b>Items that will be reclassified subsequently to profit or loss</b>			
Cash flow hedging reserve		124	(165)
Income tax effect		(43)	58
Costs of hedging reserve		237	46
Income tax effect		(83)	(16)
<b>Other Comprehensive income for the year, net of tax</b>		<b>107</b>	<b>(538)</b>
<b>VIII Total Comprehensive Income for the year, net of tax ( VI+VII)</b>		<b>7,572</b>	<b>11,359</b>
<b>IX Earnings per share (₹)</b>			
Basic (Face value of shares ₹ 10/-)	28	10.13	16.15
Diluted (Face value of shares ₹ 10/-)	28	10.13	16.15
Summary of significant accounting policies	2		

See accompanying notes to the standalone financial statements.

In terms of our report of even date attached

**For B S R and Associates**

Chartered Accountants

(Firm registration Number: 128901W)

**Rajesh Arora**

Partner

Membership No. 076124

**For and on behalf of the Board of Directors of Hindustan Media Ventures Limited**

**Tridib Barat**

Company Secretary

**Praveen Someshwar**

Managing Director

(DIN: 01802656)

**Sandeep Gulati**

Chief Financial Officer

**Samudra Bhattacharya**

Chief Executive Officer

**Shobhana Bhartia**

Chairperson

(DIN: 00020648)

**Place:** Gurugram

**Date:** June 17, 2021

**Place:** New Delhi

**Date:** June 17, 2021



## Statement of Cash Flows

for the year ended March 31, 2021

₹ Lakhs

Particulars	Year ended March 31, 2021	Year ended March 31, 2020
<b>Cash flows from operating activities</b>		
<b>Profit before taxation :</b>	<b>8,657</b>	<b>16,785</b>
Non- cash adjustment for reconciling profit before tax to net cash flows:		
Depreciation and amortization expense	3,044	3,066
Loss on sale of investment properties	45	35
Provision for impairment on investment properties	194	18
Loss on disposal of property, plant and equipment (including impairment)	64	23
Unrealized foreign exchange loss/ (gain)	(23)	(174)
Unclaimed balances/liabilities written back (net)	(451)	(187)
Finance income from investment and other interest received	(10,109)	(9,619)
Fair value of investment through profit and loss (including (profit)/ loss on sale of investments)	(186)	125
Income from lease termination (net)	(37)	–
Rental Income	(805)	(969)
Interest cost on debts and borrowings	850	919
Allowance for doubtful receivables and advances	1,354	940
Employee stock option expenses	27	18
<b>Cash flows from operating activities before changes in following assets and liabilities</b>	<b>2,624</b>	<b>10,980</b>
<b>Changes in operating assets and liabilities</b>		
(Increase)/Decrease in trade receivables	2,801	(1,053)
Increase in inventories	(782)	(208)
(Increase)/Decrease in current and non-current financial assets and other current and non-current assets	512	(2,755)
Increase in current and non-current financial liabilities and other current and non-current liabilities & provision	16,739	1,460
<b>Cash generated from operations</b>	<b>21,894</b>	<b>8,424</b>
Direct taxes paid (net of refunds)	(1,524)	(3,002)
<b>Net cash from operating activities (A)</b>	<b>20,370</b>	<b>5,422</b>
<b>Cash flows from investing activities</b>		
Payment for purchase of property, plant and equipment & intangible assets	(809)	(1,676)
Proceeds from sale of property, plant and equipment & intangible assets	99	138
Investment made in subsidiary and joint venture	(1,876)	(329)
Purchase of investments	(34,404)	(89,755)
Sale/ Redemption of investments	16,182	78,602
Inter-corporate deposits (given)	(3,720)	(6,050)
Inter-corporate deposits repayment received	4,995	–
Purchase of investment properties	(1,882)	(1,681)
Proceeds from sale of investment properties	666	650
Finance income from investment and other interest received	5,236	9,134
Rental income	805	969
Proceeds of margin money deposits (net)	1	141
<b>Net cash used in investing activities (B)</b>	<b>(14,707)</b>	<b>(9,857)</b>

# Statement of Cash Flows

for the year ended March 31, 2021

₹ Lakhs

Particulars	Year ended March 31, 2021	Year ended March 31, 2020
<b>Cash flows from financing activities</b>		
Dividend paid on equity shares	–	(881)
Tax on equity dividend paid	–	(180)
Repayment of lease liabilities	(793)	(885)
Interest paid on debts and borrowings	(873)	(898)
Proceeds from borrowings	3,731	15,768
Repayment of borrowings	(7,287)	(13,671)
<b>Net cash (used in) financing activities (C)</b>	<b>(5,222)</b>	<b>(747)</b>
Net Decrease in cash and cash equivalents (A + B + C)	441	(5,182)
Cash and cash equivalents at the beginning of the year	383	5,565
<b>Cash and cash equivalents at the end of the year</b>	<b>824</b>	<b>383</b>
<b>Components of cash and cash equivalents as at end of the year</b>		
Cash and cheques on hand	1,237	1,053
With Scheduled banks - on current accounts	678	472
With Scheduled banks - on deposit accounts	149	–
<b>Total cash and cash equivalents</b>	<b>2,064</b>	<b>1,525</b>
Less: Bank Overdraft	1,240	1,142
<b>Cash and cash equivalents as per Cash Flow Statement</b>	<b>824</b>	<b>383</b>

Refer note 43 for leases reconciliation disclosure

Refer note 15A for debt reconciliation disclosure

Refer Note 41 for CSR expenditure disclosure

See accompanying notes to the standalone financial statements.

In terms of our report of even date attached

## For B S R and Associates

Chartered Accountants

(Firm registration Number: 128901W)

### Rajesh Arora

Partner

Membership No. 076124

## For and on behalf of the Board of Directors of Hindustan Media Ventures Limited

### Tridib Barat

Company Secretary

### Praveen Someshwar

Managing Director

(DIN: 01802656)

### Sandeep Gulati

Chief Financial Officer

### Samudra Bhattacharya

Chief Executive Officer

### Shobhana Bhartia

Chairperson

(DIN: 00020648)

**Place:** Gurugram

**Date:** June 17, 2021

**Place:** New Delhi

**Date:** June 17, 2021

## Statement of changes in equity

for the year ended March 31, 2021

### A. Equity Share Capital (refer note 12)

Equity Shares of ₹ 10 each issued, subscribed and fully paid up

Particulars	Number of shares	Amount ₹ Lakhs
<b>Balance as at April 1, 2019</b>	<b>7,33,93,770</b>	<b>7,339</b>
Changes in share capital during the year	2,77,778	28
<b>Balance as at March 31, 2020</b>	<b>7,36,71,548</b>	<b>7,367</b>
Changes in share capital during the year	–	–
<b>Balance as at March 31, 2021</b>	<b>7,36,71,548</b>	<b>7,367</b>

### B. Other Equity attributable to equity holders (refer note 13)

₹ Lakhs

Particulars	Reserve & Surplus					Other Comprehensive Income			Total
	Capital reserve	Capital redemption reserve	Securities premium	General Reserve	Share-based payments reserve	Retained earnings	Cash flow hedging reserve* (refer note 36)	Costs of hedging reserve (refer note 36)	
<b>Balance as at April 1, 2019</b>	<b>6,645</b>	<b>1</b>	<b>24,239</b>	<b>688</b>	<b>–</b>	<b>1,02,715</b>	<b>(79)</b>	<b>(207)</b>	<b>1,34,002</b>
Profit for the year	–	–	–	–	–	11,897	–	–	11,897
Other comprehensive income	–	–	–	–	–	(461)	(107)	29	(539)
Share-based payments	–	–	–	–	17	–	–	–	17
Dividend paid	–	–	–	–	–	(881)	–	–	(881)
Dividend distribution tax	–	–	–	–	–	(180)	–	–	(180)
<b>Balance as at March 31, 2020</b>	<b>6,645</b>	<b>1</b>	<b>24,239</b>	<b>688</b>	<b>17</b>	<b>1,13,090</b>	<b>(186)</b>	<b>(178)</b>	<b>1,44,316</b>
Profit for the year	–	–	–	–	–	7,465	–	–	7,465
Other comprehensive income	–	–	–	–	–	(128)	81	154	107
Share-based payments	–	–	–	–	32	–	–	–	32
<b>Balance as at March 31, 2021</b>	<b>6,645</b>	<b>1</b>	<b>24,239</b>	<b>688</b>	<b>49</b>	<b>1,20,427</b>	<b>(105)</b>	<b>(24)</b>	<b>1,51,920</b>

\* The effective portion of gains and loss on hedging instruments in a cash flow hedge

See accompanying notes to the standalone financial statements.

In terms of our report of even date attached

**For B S R and Associates**

Chartered Accountants

(Firm registration Number: 128901W)

**Rajesh Arora**

Partner

Membership No. 076124

**For and on behalf of the Board of Directors of Hindustan Media Ventures Limited**

**Tridib Barat**

Company Secretary

**Sandeep Gulati**

Chief Financial Officer

**Samudra Bhattacharya**

Chief Executive Officer

**Praveen Someshwar**

Managing Director

(DIN: 01802656)

**Shobhana Bhartia**

Chairperson

(DIN: 00020648)

**Place:** Gurugram

**Date:** June 17, 2021

**Place:** New Delhi

**Date:** June 17, 2021

# Notes to the standalone financial statements

for the year ended March 31, 2021

## 1. Corporate information

Hindustan Media Ventures Limited (“HMVL” or “the Company”) is a Public Limited Company domiciled in India & incorporated under the provision of the Companies Act, 1913. Its shares are listed on Bombay Stock Exchange (BSE) & National Stock Exchange (NSE).

HT Media Limited (“Holding Company”) holds 74.40% of Equity Share Capital of the Company. The Company is engaged in the business of publishing ‘Hindustan’, a Hindi Daily, and Hindi magazines ‘Nandan’, ‘Kadambani’, ‘Hum Tum’ etc. The registered office of the Company is located at Budh Marg, Patna- 800001.

Information on other related party relationships of the Company is provided in Note 34.

The financial statements of the Company for the year ended March 31, 2021 are authorised for issue in accordance with a resolution of the Board of Directors on June 17, 2021.

## 2. Significant accounting policies followed by company

### 2.1 Basis of preparation

The standalone financial statements of the Company have been prepared in accordance with the Indian Accounting Standards (‘Ind AS’) specified in the Companies (Indian Accounting Standards) Rules, 2015 (as amended) under Section 133 of the Companies Act 2013 (the “accounting principles generally accepted in India”).

The accounting policies are applied consistently to all the periods presented in the financial statements.

The standalone financial statements have been prepared on a historical cost basis, except for the following assets and liabilities which have been measured at fair value:

- Derivative financial instruments measured at fair value;
- Certain financial assets and liabilities measured at fair value (refer accounting policy regarding financial instruments)
- Defined benefit plans - plan assets measured at fair value;

The standalone financial statements are presented in Indian Rupees (₹), which is also the Company’s functional currency and all values are rounded to nearest lakhs.

### 2.2 Summary of significant accounting policies

#### a) Business combinations - common control transactions

Common control business combination means a business combination involving entities or businesses in which all the combining entities or businesses are ultimately controlled by the same party or parties both before and after the business combination, and that control is not transitory.

Common control business combination are accounted for using the pooling of interests method as follows:

- The assets and liabilities of the combining entities are reflected at their carrying amounts.
- No adjustments are made to reflect fair values, or recognise any new assets or liabilities. Adjustments are only made to harmonise accounting policies.
- The financial information in the financial statements in respect of prior periods is restated as if the business combination had occurred from the beginning of the preceding period in the financial statements, irrespective of the actual date of the combination. However, where the business combination had occurred after that date, the prior period information is restated only from that date.
- The balance of the retained earnings appearing in the financial statements of the transferor is aggregated with the corresponding balance appearing in the financial statements of the transferee or is adjusted against general reserve.
- The identity of the reserves are preserved and the reserves of the transferor become the reserves of the transferee.

The difference, if any, between the amounts recorded as share capital issued plus any additional

## Notes to the standalone financial statements

for the year ended March 31, 2021

consideration in the form of cash or other assets and the amount of share capital of the transferor is transferred to capital reserve and is presented separately from other capital reserves.

### b) Current versus non - current classification

The Company presents assets and liabilities in the balance sheet based on current/ non-current classification. An asset is treated as current when it is:

- Expected to be realised or intended to sold or consumed in normal operating cycle
- Held primarily for the purpose of trading
- Expected to be realised within twelve months after the reporting period, or
- Cash or cash equivalent unless restricted from being exchanged or used to settle a liability for at least twelve months after the reporting period.

All other assets are classified as non-current.

A liability is current when:

- It is expected to be settled in normal operating cycle
- It is held primarily for the purpose of trading
- It is due to be settled within twelve months after the reporting period, or
- There is no unconditional right to defer the settlement of the liability for at least twelve months after the reporting period

The Company classifies all other liabilities as non-current.

Deferred tax assets and liabilities are classified as non-current assets and liabilities.

The operating cycle is the time between publishing of advertisement and circulation of newspaper and its realisation in cash and cash equivalents.

The Company has identified twelve months as its operating cycle.

### c) Foreign currencies

#### Transactions and Balances

Transactions in foreign currencies are initially recorded by the Company at their respective functional currency spot rates at the date the transaction first qualifies for recognition. However, for practical reasons, the Company uses monthly average rate if the average approximates the actual rate at the date of the transaction.

Monetary assets and liabilities denominated in foreign currencies are translated at the functional currency spot rates of exchange at the reporting date.

Exchange differences arising on the settlement of monetary items or on restatement of the Company's monetary items at rates different from those at which they were initially recorded during the period, or reported in previous financial statements, are recognized as income or as expenses in the period in which they arise. They are deferred in equity if they relate to qualifying cash flow hedges.

Non-monetary items that are measured in terms of historical cost in a foreign currency are translated using the exchange rates at the dates of the initial transactions.

Exchange differences pertaining to long term foreign currency loans obtained or re-financed on or before 31 March 2016:

- Exchange differences on long-term foreign currency monetary items relating to acquisition of depreciable assets are adjusted to the carrying cost of the assets and depreciated over the balance life of the assets in accordance with option available under Ind-AS 101 (first time adoption).

Exchange differences pertaining to long term foreign currency loans obtained or re-financed on or after 1 April 2016:

# Notes to the standalone financial statements

for the year ended March 31, 2021

- The exchange differences pertaining to long term foreign currency loans obtained or re-financed on or after 1 April 2016 is charged off or credited to the statement of profit & loss account under Ind-AS.

## d) Fair value measurement

The Company measures financial instruments, such as, derivatives and certain investments at fair value at each reporting/ balance sheet date.

Fair value is the price that would be received to sell an asset or paid to transfer a liability in an orderly transaction between market participants at the measurement date. The fair value measurement is based on the presumption that the transaction to sell the asset or transfer the liability takes place either:

- In the principal market for the asset or liability, or
- In the absence of a principal market, in the most advantageous market for the asset or liability

The principal or the most advantageous market must be accessible by the Company.

The fair value of an asset or a liability is measured using the assumptions that market participants would use when pricing the asset or liability, assuming that market participants act in their economic best interest.

A fair value measurement of a non-financial asset takes into account a market participant's ability to generate economic benefits by using the asset in its highest and best use or by selling it to another market participant that would use the asset in its highest and best use.

The Company uses valuation techniques that are appropriate in the circumstances and for which sufficient data are available to measure fair value, maximising the use of relevant observable inputs and minimising the use of unobservable inputs.

All assets and liabilities for which fair value is measured or disclosed in the financial statements are categorised within the fair value hierarchy, described as follows, based on the lowest level input

that is significant to the fair value measurement as a whole:

- Level 1 — Quoted (unadjusted) market prices in active markets for identical assets or liabilities
- Level 2 — Valuation techniques for which inputs are inputs other than quoted prices included within Level 1 that are observable for the asset or liability, either directly or indirectly
- Level 3 — Valuation techniques for which inputs are unobservable inputs for the asset or liability

For assets and liabilities that are recognised in the financial statements on a recurring basis, the Company determines whether transfers have occurred between levels in the hierarchy by re-assessing categorisation (based on the lowest level input that is significant to the fair value measurement as a whole) at the end of each reporting period.

For the purpose of fair value disclosures, the Company has determined classes of assets and liabilities on the basis of the nature, characteristics and risks of the asset or liability and the level of the fair value hierarchy as explained above.

This note summarises accounting policy for fair value. Other fair value related disclosures are given in the relevant notes :

- Disclosures for valuation methods, significant estimates and assumptions (Note 37)
- Quantitative disclosures of fair value measurement hierarchy (Note 37)
- Investment properties (Note 4)
- Financial instruments (including those carried at amortised cost) (Note 37)

## e) Revenue recognition

Revenue is recognised to the extent that it is probable that the economic benefits will flow to the Company and the revenue can be reliably measured, regardless of when the payment is being made. Revenue is measured based on the transaction price, which is the consideration, adjusted for allowances,

# Notes to the standalone financial statements

for the year ended March 31, 2021

trade discounts, volume rebates, if any, as specified in the contract with the customer. Revenue excludes taxes collected from customers. The Company has concluded that it is the principal in all of its revenue arrangements since it is the primary obligor in all the revenue arrangements as it has pricing latitude and is also exposed to inventory and credit risks.

Goods and Service Tax (GST) is not received by the Company on its own account. Rather, it is tax collected on behalf of the government. Accordingly, it is excluded from revenue.

## Contract asset and unbilled receivables

Contract asset represents the Company's right to consideration in exchange for services that the Company has transferred to a customer when that right is conditioned on something other than the passage of time.

When there is unconditional right to receive cash, and only passage of time is required to do invoicing, the same is presented as unbilled receivable.

## Contract liability

A contract liability is recognised if a payment is received or a payment is due (whichever is earlier) from a customer before the Company transfers the related goods or services and the Company is under an obligation to provide only the goods or services under the contract. Contract liabilities are recognised as revenue when the Company performs under the contract (i.e., transfers control of the related goods or services to the customer).

The specific recognition criteria described below must also be met before revenue is recognised:

## Advertisements

Revenue is recognized as and when advertisement is published/ displayed and when it is "probable" that the Company will collect the consideration it is entitled to in exchange for the services it transfers to the customer.

Revenue from advertisement is measured based on the transaction price, which is the consideration,

adjusted for allowances, trade discounts and volume rebates.

## Education

Revenue is recognized when persuasive evidence of an arrangement exists, services have been rendered or delivery has occurred, fee or price to the customer is fixed or determinable and collectability is reasonably assured

- Tuition and educational services encompasses all educational delivery modalities (i.e online, on-campus etc.) and
- Revenue is recognized (Tuition fee including registration fee, net of discounts) over the period of instruction as services are delivered to students, which may vary depending on the program structure. Following situations may arise-
  - **Regular Students:** Revenue is recognized over the period of instruction for the program.
  - **Students on Break:** Revenue is deferred till the time student joins back and revenue is recognized once the student's period of instructions starts again.
  - **Drop out students:** Revenue is recognized to the extent instructions are delivered and payment is received.
- Students are billed separately for each program, resulting in the recording of a receivable from the student and deferred revenue in the amount of the billing.
- The Company generally recognizes revenue evenly over the period of instruction (e.g. five weeks for a five-week course) as services are delivered to the student.
- For students who enrolls at Company's programs on risk free basis (100% scholarship, Ambassador program, Trials), the Company does not recognize revenue for that program until students decide to continue beyond the

# Notes to the standalone financial statements

for the year ended March 31, 2021

risk free period, which is when the fees become fixed and determinable.

- The Company reassesses collectability throughout the period revenue is recognized when there are changes in facts or circumstances that indicate collectability is no longer reasonably assured. Security deposit collected from students are refundable post completion of the program and are not recognized as revenue.

## Sale of News & Publications, Waste Papers and Scrap

Revenue from the sale of newspaper & publications are recognised when the newspaper and publications are delivered to the distributor. Revenue from the sale of waste papers/scrap is recognised when the control is transferred to the buyer, usually on delivery of the waste papers/scrap. Revenue from the sale of goods is measured based on the transaction price, which is the consideration, adjusted for returns, allowances, trade discounts and volume rebates.

For contracts with a significant financing component, an entity adjusts the promised consideration to reflect the time value of money.

Management also extends a right to return to its customers which it believes is a form of variable consideration. Revenue recognition is limited to amounts for which it is "highly probable" a significant reversal will not occur (i.e. it is highly probable the goods will not be returned). A refund liability is established for the expected amount of refunds and credits to be issued to customers.

## Printing Job Work

Revenue from printing job work is recognized on the stage of completion of job work as per terms of the agreement. Revenue from job work is measured based on the transaction price, which is the consideration, adjusted for allowances, trade discounts and volume rebates, if any.

## Interest income

For all debt instruments measured at amortised cost, interest income is recorded using the effective

interest rate (EIR). EIR is the rate that exactly discounts the estimated future cash payments or receipts over the expected life of the financial instrument or a shorter period, where appropriate, to the gross carrying amount of the financial asset or to the amortised cost of a financial liability. When calculating the effective interest rate, the Company estimates the expected cash flows by considering all the contractual terms of the financial instrument (for example, prepayment, extension, call and similar options) but does not consider the expected credit losses. Interest income is included in other income in the statement of profit and loss.

## Dividends

Revenue is recognised when the Company's right to receive the payment is established, which is generally when shareholders approve the dividend.

## f) Government grants

Government grants are recognised where there is reasonable assurance that the grant will be received and all attached conditions will be complied. When the grant relates to an expense item, it is recognised as income on a systematic basis over the periods that the related costs, for which it is intended to compensate, are expensed. When the grant relates to an asset, it is recognised as income in equal amounts over the expected useful life of the related asset.

When the Company receives grants for purchase of property, plant and equipment, the asset and the grant are recorded at fair value amounts and released to statement of profit and loss over the expected useful life of the asset.

## g) Taxes

### Current income tax

Tax expense comprises current and deferred tax.

Current income tax is measured at the amount expected to be paid to the tax authorities in accordance with the Income Tax Act, 1961.

Current income tax assets and liabilities are measured at the amount expected to be recovered



# Notes to the standalone financial statements

for the year ended March 31, 2021

from or paid to the taxation authorities. The tax rates and tax laws used to compute the amount are those that are enacted or substantively enacted, at the reporting date.

Current income tax relating to items recognised outside profit or loss is recognised outside profit or loss (either in other comprehensive income or in equity). Current tax items are recognised in correlation to the underlying transaction either in OCI or directly in equity. Management periodically evaluates positions taken in the tax returns with respect to situations in which applicable tax regulations are subject to interpretation and establishes provisions where appropriate.

Appendix C to Ind AS 12, Income Taxes dealing with accounting for uncertainty over income tax treatments does not have any material impact on financial statements of the Company.

## Deferred tax

Deferred tax is provided considering temporary differences between the tax bases of assets and liabilities and their carrying amounts for financial reporting purposes at the reporting date.

Deferred tax liabilities are recognised for all taxable temporary differences.

Deferred tax assets are recognised for all deductible temporary differences, the carry forward of unused tax credits and any unused tax losses. Deferred tax assets are recognised to the extent that it is probable with convincing evidence that taxable profit will be available against which the deductible temporary differences, and the carry forward of unused tax credits and unused tax losses can be utilised.

Deferred tax assets and liabilities are measured at the tax rates that are expected to apply in the year when the asset is realised or the liability is settled, based on tax rates (and tax laws) that have been enacted or substantively enacted at the reporting date.

Deferred tax relating to items recognised outside profit or loss is recognised outside profit or loss. Deferred tax items are recognised in correlation to

the underlying transaction either in OCI or directly in equity.

Deferred tax assets and deferred tax liabilities are offset if and only if it has a legally enforceable right to set off current tax assets and current tax liabilities and the deferred tax assets and deferred tax liabilities relate to income taxes levied by the same taxation authority on either the same taxable entity or different taxable entities which intend either to settle current tax liabilities and assets on a net basis, or to realise the assets and settle the liabilities simultaneously, in each future period in which significant amounts of deferred tax liabilities or assets are expected to be settled or recovered.

In the situations where the Company is entitled to a Tax holiday under the Income Tax Act, 1961 enacted in India or Tax laws prevailing in the respective tax jurisdictions where it operates, no deferred tax (asset or liability) is recognised in respect of temporary differences which reverse during the tax holiday period, to the extent the Company's gross total income is subject to the deduction during the tax holiday period. Deferred tax in respect of temporary differences which reverse after the tax holiday period is recognized in the year in which the temporary differences originate. For recognition of deferred taxes, the temporary differences which originate first are considered to reverse first.

MAT Credits are in the form of unused tax credits that are carried forward by the company for a specified period of time. Accordingly, MAT Credit Entitlement are grouped with Deferred Tax Asset in the Balance Sheet. The company reviews at each balance sheet date the reasonable certainty to recover deferred tax asset including MAT Credit Entitlement.

## GST/ value added taxes paid on acquisition of assets or on incurring expenses

Expenses and assets are recognised net of the amount of GST/ value added taxes paid, except:

- When the tax incurred on a purchase of assets or services is not recoverable from the taxation authority, in which case, the tax paid is recognised as part of the cost of acquisition

# Notes to the standalone financial statements

for the year ended March 31, 2021

of the asset or as part of the expense item, as applicable

- When receivables and payables are stated with the amount of tax included

The net amount of tax recoverable from, or payable to, the taxation authority is included as part of receivables or payables in the balance sheet.

## h) Discontinued operations

A disposal group qualifies as discontinued operation if it is a component of an entity that either has been disposed of, or is classified as held for sale, and:

- Represents a separate major line of business or geographical area of operations,
- Is part of a single co-ordinated plan to dispose of a separate major line of business or geographical area of operations

Or

- Is a subsidiary acquired exclusively with a view to resale

Discontinued operations are excluded from the results of continuing operations and are presented as a single amount as profit or loss after tax from discontinued operations in the statement of profit and loss.

## i) Property, plant and equipment

The Company has applied the one time transition option of considering the carrying cost of property, plant & equipment and intangible assets on the transition date i.e. April 1, 2015 as the deemed cost under Ind-AS.

Construction in progress is stated at cost, net of accumulated impairment losses, if any. Plant and equipment is stated at cost, net of accumulated depreciation and accumulated impairment losses, if any. Such cost includes the cost of replacing part of the plant and equipment and borrowing costs for long-term construction projects if the recognition criteria are met.

Cost comprises the purchase price, borrowing costs if capitalization criteria are met and any directly attributable cost of bringing the asset to its working condition for the intended use. Any trade discounts and rebates are deducted in arriving at the purchase price.

### Recognition:

The cost of an item of property, plant and equipment shall be recognised as an asset if, and only if:

- it is probable that future economic benefits associated with the item will flow to the entity; and
- the cost of the item can be measured reliably.

When significant parts of plant and equipment are required to be replaced at intervals, the Company depreciates them separately based on their specific useful life. Likewise, when a major inspection is performed, its cost is recognised in the carrying amount of the plant and equipment as a replacement if the recognition criteria are satisfied. All other repair and maintenance costs are recognised in profit or loss as incurred. The present value of the expected cost for the decommissioning of an asset after its use is included in the cost of the respective asset if the recognition criteria for a provision are met.

### Depreciation methods, estimated useful life and residual value

Depreciation is calculated on a straight-line basis over the estimated useful life of the assets as follows:

Type of asset	Useful life estimated by management (Years)
Plant and Machinery	2-21
Buildings (Factory)	10-30
Buildings (other than factory buildings)	3-60
Furniture and Fixtures	2-10
Office Equipment	2-5
Vehicles	8

The Company, based on technical assessment made by the management depreciates certain

## Notes to the standalone financial statements

for the year ended March 31, 2021

assets over estimated useful life which are different from the useful life prescribed in Schedule II to the Companies Act, 2013. The management has estimated, supported by technical assessment, the useful life of certain plant and machinery as 16 to 21 years. These useful life are higher than those indicated in schedule II to the Companies Act, 2013. The management believes that these estimated useful life are realistic and reflect a fair approximation of the period over which the assets are likely to be used.

Property, Plant and Equipment which are added/discharged during the year, depreciation is provided on pro-rata basis with reference to the month of addition/deletion.

An item of property, plant and equipment and any significant part initially recognised is derecognised upon disposal or when no future economic benefits are expected from its use or disposal. Any gain or loss arising on de-recognition of the asset (calculated as the difference between the net disposal proceeds and the carrying amount of the asset) is included in the income statement when the asset is derecognised.

Subsequent expenditure can be capitalised only if it is probable that future economic benefits associated with the expenditure will flow to the Company.

Expenditure directly attributable to construction activity is capitalized. Other indirect costs incurred during the construction periods which are not directly attributable to construction activity are charged to Statement of Profit and Loss. Reinvested income earned during the construction period is adjusted against the total of indirect expenditure.

The residual values, useful life and methods of depreciation of property, plant and equipment are reviewed at each financial year end and adjusted prospectively, if appropriate.

### j) Investment properties

Investment properties are properties (land and buildings) that are held for long-term rental yields and/or for capital appreciation. Investment properties are measured initially at cost, including transaction

costs. Subsequent to initial recognition, investment properties are stated at cost less accumulated depreciation and accumulated impairment loss, if any.

The Company depreciates building component of investment property over 30 years from the date property is ready for possession.

Though the Company measures investment property using cost based measurement, the fair value of investment property is disclosed in the notes. Fair values are determined based on an annual evaluation performed by an accredited external independent valuer.

On transition to Ind AS, the Company has elected to continue with the carrying value of all of its Investment properties recognised as at 1st April 2015 measured as per the Indian GAAP and use that carrying value as the deemed cost of the Investment Properties.

Investment properties are derecognised either when they have been disposed of or when they are permanently withdrawn from use and no future economic benefit is expected from their disposal. The difference between the net disposal proceeds and the carrying amount of the asset is recognised in profit or loss in the period of de-recognition.

### k) Intangible assets

Intangible assets acquired separately are measured on initial recognition at cost. The cost of intangible assets acquired in a business combination is their fair value at the date of acquisition. Following initial recognition, intangible assets are carried at cost less any accumulated amortisation and accumulated impairment losses. Internally generated intangibles, excluding capitalised development costs, are not capitalised and the related expenditure is reflected in profit or loss in the period in which the expenditure is incurred.

Value for individual software license acquired from the holding company in an earlier year is allocated based on the valuation carried out by an independent expert at the time of acquisition.

# Notes to the standalone financial statements

for the year ended March 31, 2021

On transition to Ind AS, the Company has elected to continue with the carrying value of all of its Intangible assets recognised as at 1st April 2015 measured as per the previous GAAP and use that carrying value as the deemed cost of the Intangible assets.

The useful life of intangible assets is assessed as either finite or indefinite.

Intangible assets with finite life are amortised over the useful economic life and assessed for impairment whenever there is an indication that the intangible asset may be impaired. The amortisation period and the amortisation method for an intangible asset with a finite useful life are reviewed at least at the end of each reporting period. Changes in the expected useful life or the expected pattern of consumption of future economic benefits embodied in the asset are considered to modify the amortisation period or method, as appropriate, and are treated as changes in accounting estimates. The amortisation expense on intangible assets with finite life is recognised in the statement of profit and loss.

Intangible assets with indefinite useful life are not amortised, but are tested for impairment annually, either individually or at the cash-generating unit level. The assessment of indefinite life is reviewed annually to determine whether the indefinite life continues to be supportable. If not, the change in useful life from indefinite to finite is made on a prospective basis.

Intangible assets with finite life are amortized on straight line basis using the estimated useful life as follows:

Intangible Assets	Useful life (in years)
Software Licenses	1 - 6
Brand	Indefinite useful life

An intangible asset is derecognised upon disposal (i.e., at the date the recipient obtains control) or when no future economic benefits are expected from its use or disposal. Any gain or loss arising upon derecognition of the asset (calculated as the difference between the net disposal proceeds and the carrying amount of the asset) is included in the statement of profit or loss.

## l) Borrowing costs

Borrowing costs directly attributable to the acquisition, construction or production of an asset that necessarily takes a substantial period of time to get ready for its intended use or sale are capitalised as part of the cost of the asset. All other borrowing costs are expensed in the period in which they occur. Borrowing costs consist of interest and other costs that an entity incurs in connection with the borrowing of funds. Borrowing cost also includes exchange differences to the extent regarded as an adjustment to the borrowing costs.

## m) Leases

A contract is, or contains, a lease if the contract conveys the right to control the use of an identified asset for a period of time in exchange for consideration.

### Company as a lessee

The Company recognises right-of-use asset representing its right to use the underlying asset for the lease term at the lease commencement date. The cost of the right-of-use asset measured at inception shall comprise of the amount of the initial measurement of the lease liability adjusted for any lease payments made at or before the commencement date less any lease incentives received, plus any initial direct costs incurred and an estimate of costs to be incurred by the lessee in dismantling and removing the underlying asset or restoring the underlying asset or site on which it is located. The right-of-use assets is subsequently measured at cost less any accumulated depreciation, accumulated impairment losses, if any and adjusted for any remeasurement of the lease liability. The right-of-use assets is depreciated using the straight-line method from the commencement date over the shorter of lease term or useful life of right-of-use asset. The estimated useful lives of right-of-use assets are determined on the same basis as those of property, plant and equipment. Right-of-use assets are tested for impairment whenever there is any indication that their carrying amounts may not be recoverable. Impairment loss, if any, is recognised in the statement of profit and loss.

# Notes to the standalone financial statements

for the year ended March 31, 2021

The Company measures the lease liability at the present value of the lease payments that are not paid at the commencement date of the lease. The lease payments are discounted using the interest rate implicit in the lease, if that rate can be readily determined. If that rate cannot be readily determined, the Company uses incremental borrowing rate. The lease payments shall include fixed payments, variable lease payments, residual value guarantees, exercise price of a purchase option where the Company is reasonably certain to exercise that option and payments of penalties for terminating the lease, if the lease term reflects the lessee exercising an option to terminate the lease. After the commencement date, the amount of lease liabilities is increased to reflect the accretion of interest and reduced for the lease payments made. The lease liability is subsequently remeasured by increasing the carrying amount to reflect interest on the lease liability, reducing the carrying amount to reflect the lease payments made and remeasuring the carrying amount to reflect any reassessment or lease modifications or to reflect revised in-substance fixed lease payments. The Company recognises the amount of the re-measurement of lease liability due to modification as an adjustment to the right-of-use asset and statement of profit and loss depending upon the nature of modification. Where the carrying amount of the right-of-use asset is reduced to zero and there is a further reduction in the measurement of the lease liability, the Company recognises any remaining amount of the re-measurement in statement of profit and loss.

The Company has elected not to apply the requirements of Ind AS 116 to short-term leases of all assets that have a lease term of 12 months or less and leases for which the underlying asset is of low value. The lease payments associated with these leases are recognised as an expense on a straight-line basis over the lease term.

As a practical expedient a lessee (the company) has elected, by class of underlying asset, not to separate lease components from any associated non-lease components. A lessee (the company) accounts for the lease component and the associated non-lease components as a single lease component.

## Company as a lessor

At the inception of the lease the Company classifies each of its leases as either an operating lease or a finance lease. The Company recognises lease payments received under operating leases as income on a straight-line basis over the lease term. In case of a finance lease, finance income is recognised over the lease term based on a pattern reflecting a constant periodic rate of return on the lessor's net investment in the lease.

## n) Inventories

**Inventories are valued as follows :**

Raw materials, stores and spares	Lower of cost and net realizable value. However, material and other items held for use in the production of inventories are not written down below cost if the finished products in which they will be incorporated are expected to be sold at or above cost. Cost is determined on a weighted average basis.
Work-in-progress and finished goods	Lower of cost and net realizable value. Cost includes direct materials and a proportion of manufacturing overheads based on normal operating capacity. Cost is determined on a weighted average basis.
Scrap and waste papers	At net realizable value

Net realisable value is the estimated selling price in the ordinary course of business, less estimated costs of completion and the estimated costs necessary to make the sale.

## o) Impairment of non-financial assets

For assets with definite useful life, the Company assesses, at each reporting date, whether there is an indication that an asset may be impaired. If any indication exists, or when annual impairment testing for an asset is required, the Company estimates the asset's recoverable amount. An asset's recoverable

# Notes to the standalone financial statements

for the year ended March 31, 2021

amount is the higher of an asset's or cash-generating unit's (CGU) fair value less costs of disposal and its value in use. Recoverable amount is determined for an individual asset, unless the asset does not generate cash inflows that are largely independent of those from other assets or groups of assets. When the carrying amount of an asset or CGU exceeds its recoverable amount, the asset is considered impaired and is written down to its recoverable amount.

In assessing value in use, the estimated future cash flows are discounted to their present value using a pre-tax discount rate that reflects current market assessments of the time value of money and the risks specific to the asset. In determining fair value less costs of disposal, recent market transactions are taken into account. If no such transactions can be identified, an appropriate valuation model is used. These calculations are corroborated by valuation multiples, quoted share prices for publicly traded Company's or other available fair value indicators.

The Company bases its impairment calculation on detailed budgets and forecast calculations, which are prepared separately for each of the Company's CGUs to which the individual assets are allocated. These budgets and forecast calculations generally cover a period of five years. For longer periods, a long-term growth rate is calculated and applied to project future cash flows after the fifth year. To estimate cash flow projections beyond periods covered by the most recent budgets/forecasts, the Company extrapolates cash flow projections in the budget using a steady or declining growth rate for subsequent years, unless an increasing rate can be justified. In any case, this growth rate does not exceed the long-term average growth rate for the products, industries, or country or countries in which the entity operates, or for the market in which the asset is used.

Impairment losses of continuing operations, including impairment on inventories, are recognised in the statement of profit and loss.

An assessment is made at each reporting date to determine whether there is an indication that

previously recognised impairment losses no longer exist or have decreased. If such indication exists, the Company estimates the asset's or CGU's recoverable amount. A previously recognised impairment loss is reversed only if there has been a change in the assumptions used to determine the asset's recoverable amount since the last impairment loss was recognised. The reversal is limited so that the carrying amount of the asset does not exceed its recoverable amount, nor exceed the carrying amount that would have been determined, net of depreciation, had no impairment loss been recognised for the asset in prior years. Such reversal is recognised in the statement of profit or loss unless the asset is carried at a revalued amount, in which case, the reversal is treated as a revaluation increase.

## p) Provisions

Provisions are recognised when the Company has a present obligation (legal or constructive) as a result of a past event, it is probable that an outflow of resources embodying economic benefits will be required to settle the obligation and a reliable estimate can be made of the amount of the obligation. When the Company expects some or all of a provision to be reimbursed, for example, under an insurance contract, the reimbursement is recognised as a separate asset, but only when the reimbursement is virtually certain. The expense relating to a provision is presented in the statement of profit and loss net of any reimbursement.

If the effect of the time value of money is material, provisions are discounted using a current pre-tax rate that reflects, when appropriate, the risks specific to the liability. When discounting is used, the increase in the provision due to the passage of time is recognised as a finance cost.

## q) Employee benefits

**Short term employee benefits and defined contribution plans:**

All employee benefits payable/available within twelve months of rendering the service are classified as short-term employee benefits. Benefits such as salaries, wages and bonus etc. are recognised in the

## Notes to the standalone financial statements

for the year ended March 31, 2021

statement of profit and loss in the period in which the employee renders the related service.

Employee benefit in the form of provident fund is a defined contribution scheme. The Company has no obligation, other than the contribution payable to the provident fund. The Company recognizes contribution payable to the provident fund scheme as an expense, when an employee renders the related service. If the contribution payable to the scheme for service received before the balance sheet date exceeds the contribution already paid, the deficit payable to the scheme is recognized as a liability after deducting the contribution already paid. If the contribution already paid exceeds the contribution due for services received before the balance sheet date, then excess is recognized as an asset to the extent that the pre-payment will lead to, for example, a reduction in future payment or a cash refund.

### Gratuity

Gratuity is a defined benefit scheme. The defined benefit obligation is Computed by actuaries using the projected unit credit method.

Re-measurements, comprising of actuarial gains and losses, the effect of the asset ceiling, excluding amounts included in net interest on the net defined benefit liability and the return on plan assets (excluding amounts included in net interest on the net defined benefit liability), are recognised immediately in the balance sheet with a corresponding debit or credit to retained earnings through OCI in the period in which they occur. Re-measurements are not reclassified to profit or loss in subsequent periods.

Past service costs are recognised in profit or loss on the earlier of:

- The date of the plan amendment or curtailment, and
- The date that the Company recognises related restructuring cost

Net interest is calculated by applying the discount rate to the net defined benefit liability or asset.

The Company recognises the following changes in the net defined benefit obligation as an expense in the Statement of profit and loss:

- Service costs comprising current service costs, past-service costs, gains and losses on curtailments and non-routine settlements; and
- Net interest expense or income

### Termination Benefits

Termination benefits are payable when employment is terminated by the company before the normal retirement date. The Company recognises termination benefits at the earlier of the following dates: (a) when the company can no longer withdraw the offer of those benefits; and (b) when the Company recognises costs for a restructuring that is within the scope of Ind AS 37 and involves the payment of terminations benefits. Benefits falling due more than 12 months after the end of the reporting period are discounted to present value.

### Compensated Absences

Accumulated leave, which is expected to be utilized within the next 12 months, is treated as short term employee benefit. The Company measures the expected cost of such absences as the additional amount that it expects to pay as a result of the unused entitlement that has accumulated at the reporting date.

Re-measurements, comprising of actuarial gains and losses, are immediately taken to the statement of profit and loss and are not deferred. The Company presents the leave as a current liability in the balance sheet to the extent it does not have an unconditional right to defer its settlement for 12 months after the reporting date. Where Company has the unconditional legal and contractual right to defer the settlement for a period beyond 12 months, the same is presented as non- current liability.

### r) Share-based payments

Employees (including senior executives) of the Company receive remuneration in the form of

# Notes to the standalone financial statements

for the year ended March 31, 2021

share-based payments, whereby employees render services as consideration for equity instruments (equity-settled transactions).

## Equity-settled transactions

The cost of equity-settled transactions is determined by the fair value at the date when the grant is made using an appropriate valuation model. The Company has availed option under Ind-AS 101, to apply intrinsic value method to the options already vested before the date of transition and applied Ind-AS 102 Share-based payment to equity instruments that remain unvested as of transition date

That cost is recognised, together with a corresponding increase in share-based payment (SBP) reserves in equity, over the period in which the performance and/or service conditions are fulfilled in employee benefit expense. The cumulative expense recognised for equity-settled transactions at each reporting date until the vesting date reflects the extent to which the vesting period has expired and the Company's best estimate of the number of equity instruments that will ultimately vest. The statement of profit and loss expense or credit for a period represents the movement in cumulative expense recognised as at the beginning and end of that period and is recognised in employee benefits expense. The SBP Scheme is administered through Employee Stock Option Trust.

Service and non-market performance conditions are not taken into account when determining the grant date fair value of awards, but the likelihood of the conditions being met is assessed as part of the Company's best estimate of the number of equity instruments that will ultimately vest. Market performance conditions are reflected within the grant date fair value. Any other conditions attached to an award, but without an associated service requirement, are considered to be non-vesting conditions. Non-vesting conditions are reflected in the fair value of an award and lead to an immediate expensing of an award unless there are also service and/or performance conditions.

No expense is recognised for awards that do not ultimately vest because non-market performance

and/or service conditions have not been met. Where awards include a market or non-vesting condition, the transactions are treated as vested irrespective of whether the market or non-vesting condition is satisfied, provided that all other performance and/or service conditions are satisfied.

When the terms of an equity-settled award are modified, the minimum expense recognised is the expense had the terms had not been modified, if the original terms of the award are met. An additional expense is recognised for any modification that increases the total fair value of the share-based payment transaction, or is otherwise beneficial to the employee as measured at the date of modification. Where an award is cancelled by the entity or by the counterparty, any remaining element of the fair value of the award is expensed immediately through profit or loss.

The dilutive effect of outstanding options is reflected as additional share dilution in the computation of diluted earnings per share.

## s) Financial instruments

A financial instrument is any contract that gives rise to a financial asset of one entity and a financial liability or equity instrument of another entity.

### Financial assets

#### Initial recognition and measurement

All financial assets (Other than trade receivable which is recognised at transaction price as per Ind AS 115) are recognised initially at fair value plus, in the case of financial assets not recorded at fair value through profit or loss, transaction costs that are attributable to the acquisition of the financial asset.

#### Subsequent measurement

For purposes of subsequent measurement, financial assets are classified into two categories:

- Debt instruments at amortised cost
- Debt instruments, derivatives and equity instruments at fair value through profit or loss (FVTPL)



# Notes to the standalone financial statements

for the year ended March 31, 2021

## Debt instruments at amortised cost

A 'debt instrument' is measured at the amortised cost if both the following conditions are met:

- a) The asset is held within a business model whose objective is to hold assets for collecting contractual cash flows, and
- b) Contractual terms of the asset give rise on specified dates to cash flows that are solely payments of principal and interest (SPPI) on the principal amount outstanding.

After initial measurement, such financial assets are subsequently measured at amortised cost using the effective interest rate (EIR) method. Amortised cost is calculated by taking into account any discount or premium on acquisition and fees or costs that are an integral part of the EIR. The EIR amortisation is included in finance income in the profit or loss. The losses arising from impairment are recognised in the profit or loss. This category generally applies to trade and other receivables. For more information on receivables, refer to Note 10A.

## Debt instruments at FVTPL

FVTPL is a residual category for debt instruments. Any debt instrument, which does not meet the criteria for categorization as at amortized cost or as FVTOCI, is classified as at FVTPL.

In addition, the Company may elect to designate a debt instrument which otherwise meets amortized cost or FVTOCI criteria, as at FVTPL. However, such election is allowed only if doing so reduces or eliminates a measurement or recognition inconsistency (referred to as 'accounting mismatch').

Debt instruments included within the FVTPL category are measured at fair value with all changes recognized in the Statement of Profit and Loss as "Finance income from debt instruments at FVTPL" under the head "Other Income".

## Equity investments

All equity investments in scope of Ind-AS 109 are measured at fair value. Equity instruments which

are held for trading recognised by an acquirer in a business combination to which Ind-AS 103 applies are Ind-AS classified as at FVTPL. For all other equity instruments, the Company may make an irrevocable election to present in other comprehensive income subsequent changes in the fair value. The Company makes such election on an instrument-by-instrument basis. The classification is made on initial recognition and is irrevocable.

If the Company decides to classify an equity instrument as at FVTOCI, then all fair value changes on the instrument, excluding dividends, are recognized in the OCI. There is no recycling of the amounts from OCI to P&L, even on sale of investment. However, the Company may transfer the cumulative gain or loss within equity.

Equity instruments included within the FVTPL category are measured at fair value with all changes recognized in the P&L.

## De-recognition

A financial asset (or, where applicable, a part of a financial asset or part of a Company of similar financial assets) is primarily derecognised (i.e. removed from the Company's balance sheet) when:

- The rights to receive cash flows from the asset have expired, or
- The Company has transferred its rights to receive cash flows from the asset or has assumed an obligation to pay the received cash flows in full without material delay to a third party under a 'pass-through' arrangement; and either (a) the Company has transferred substantially all the risks and rewards of the asset, or (b) the Company has neither transferred nor retained substantially all the risks and rewards of the asset, but has transferred control of the asset.

When the Company has transferred its rights to receive cash flows from an asset or has entered into a pass-through arrangement, it evaluates if and to what extent it has retained the risks and rewards of ownership. When it has neither transferred nor retained substantially all of the risks and rewards of the asset, nor transferred control of the asset, the

# Notes to the standalone financial statements

for the year ended March 31, 2021

Company continues to recognise the transferred asset to the extent of the Company continuing involvement. In that case, the Company also recognises an associated liability. The transferred asset and the associated liability are measured on a basis that reflects the rights and obligations that the Company has retained.

Continuing involvement that takes the form of a guarantee over the transferred asset is measured at the lower of the original carrying amount of the asset and the maximum amount of consideration that the Company could be required to repay.

## Impairment of financial assets

In accordance with Ind-AS 109, the Company applies expected credit loss (ECL) model for measurement and recognition of impairment loss on the following financial assets and credit risk exposure:

- a) Financial assets that are debt instruments, and are measured at amortised cost e.g., loans, debt securities, deposits, trade receivables and bank balance
- b) Trade receivables or any contractual right to receive cash or another financial asset that result from transactions that are within the scope of Ind-AS 115 (referred to as 'contractual revenue receivables' in these financial statements)

The Company follows 'simplified approach' for recognition of impairment loss allowance on:

- Trade receivables or contract revenue receivables; and
- All lease receivables resulting from transactions within the scope of Ind- AS 116

The application of simplified approach does not require the Company to track changes in credit risk. Rather, it recognises impairment loss allowance based on lifetime ECLs at each reporting date, right from its initial recognition.

For recognition of impairment loss on other financial assets and risk exposure, the Company determines that whether there has been a significant increase

in the credit risk since initial recognition. If credit risk has not increased significantly, 12-month ECL is used to provide for impairment loss. However, if credit risk has increased significantly, lifetime ECL is used. If, in a subsequent period, credit quality of the instrument improves such that there is no longer a significant increase in credit risk since initial recognition, then the entity reverts to recognising impairment loss allowance based on 12-month ECL.

Lifetime ECL are the expected credit losses resulting from all possible default events over the expected life of a financial instrument. The 12-month ECL is a portion of the lifetime ECL which results from default events that are possible within 12 months after the reporting date.

ECL is the difference between all contractual cash flows that are due to the Company in accordance with the contract and all the cash flows that the entity expects to receive (i.e., all cash shortfalls), discounted at the original EIR. When estimating the cash flows, an entity is required to consider:

- All contractual terms of the financial instrument (including prepayment, extension, call and similar options) over the expected life of the financial instrument. However, in rare cases when the expected life of the financial instrument cannot be estimated reliably, then the entity is required to use the remaining contractual term of the financial instrument
- Cash flows from the sale of collateral held or other credit enhancements that are integral to the contractual terms

As a practical expedient, the Company uses a provision matrix to determine impairment loss allowance on portfolio of its trade receivables. The provision matrix is based on its historically observed default rates over the expected life of the trade receivables and is adjusted for forward-looking estimates. At every reporting date, the historical observed default rates are updated and changes in the forward-looking estimates are analysed.

ECL impairment loss allowance (or reversal) recognized during the period is recognized as

# Notes to the standalone financial statements

for the year ended March 31, 2021

income/ expense in the statement of profit and loss (P&L). This amount is reflected under the head 'other expenses' in the P&L. The balance sheet presentation for various financial instruments is described below:

- Financial assets measured as at amortised cost, contractual revenue receivables and lease receivables: ECL is presented as an allowance, i.e., as an integral part of the measurement of those assets in the balance sheet. The allowance reduces the net carrying amount. Until the asset meets write-off criteria, the Company does not reduce impairment allowance from the gross carrying amount.

For assessing increase in credit risk and impairment loss. The Company combines financial instruments on the basis of shared credit risk characteristics with the objective of facilitating an analysis that is designed to enable significant increases in credit risk to be identified on a timely basis.

The Company does not have any purchased or originated credit-impaired (POCI) financial assets, i.e., financial assets which are credit impaired on purchase/ origination.

## Financial liabilities

### Initial recognition and measurement

Financial liabilities are classified, at initial recognition, as financial liabilities at fair value through profit or loss, loans and borrowings, payables, or as derivatives designated as hedging instruments in an effective hedge, as appropriate.

All financial liabilities are recognised initially at fair value and, in the case of loans and borrowings and payables, net of directly attributable transaction costs.

The Company's financial liabilities include trade and other payables, loans and borrowings including bank overdrafts and derivative financial instruments.

### Subsequent measurement

The measurement of financial liabilities depends on their classification, as described below:

### Financial liabilities at fair value through profit or loss

Financial liabilities at fair value through profit or loss include financial liabilities designated upon initial recognition as at fair value through profit or loss. This category includes derivative financial instruments entered into by the Company that are not designated as hedging instruments in hedge relationships as defined by Ind-AS 109.

Financial liabilities designated upon initial recognition at fair value through profit or loss are designated as such at the initial date of recognition, and only if the criteria in Ind-AS 109 are satisfied. For liabilities designated as FVTPL, fair value gains/ losses attributable to changes in own credit risk are recognized in OCI. These gains/ loss are not subsequently transferred to P&L. However, the Company may transfer the cumulative gain or loss within equity. All other changes in fair value of such liability are recognised in the statement of profit or loss.

### Loans and borrowings

After initial recognition, interest-bearing loans and borrowings are subsequently measured at amortised cost using the EIR method. Gains and losses are recognised in profit or loss when the liabilities are derecognised as well as through the EIR amortisation process.

Amortised cost is calculated by taking into account any discount or premium on acquisition and fees or costs that are an integral part of the EIR. The EIR amortisation is included as finance costs in the statement of profit and loss.

This category generally applies to borrowings. For more information refer Note 15A.

### De-recognition

A financial liability is derecognised when the obligation under the liability is discharged or cancelled or expires. When an existing financial liability is replaced by another from the same lender on substantially different terms, or the terms of an existing liability are substantially modified, such

# Notes to the standalone financial statements

for the year ended March 31, 2021

an exchange or modification is treated as the de-recognition of the original liability and the recognition of a new liability. The difference in the respective carrying amounts is recognised in the statement of profit or loss.

## Embedded derivatives

An embedded derivative is a component of a hybrid (combined) instrument that also includes a non-derivative host contract - with the effect that some of the cash flows of the combined instrument vary in a way similar to a stand-alone derivative. An embedded derivative causes some or all of the cash flows that otherwise would be required by the contract to be modified according to a specified interest rate, financial instrument price, commodity price, foreign exchange rate, index of prices or rates, credit rating or credit index, or other variable, provided in the case of a non-financial variable that the variable is not specific to a party to the contract. Reassessment only occurs if there is either a change in the terms of the contract that significantly modifies the cash flows that would otherwise be required or a reclassification of a financial asset out of the fair value through profit or loss.

If the hybrid contract contains a host that is a financial asset within the scope of Ind-AS 109, the Company does not separate embedded derivatives. Rather, it applies the classification requirements contained in Ind-AS 109 to the entire hybrid contract. Derivatives embedded in all other host contracts are accounted for as separate derivatives and recorded at fair value if their economic characteristics and risks are not closely related to those of the host contracts and the host contracts are not held for trading or designated at fair value through profit or loss. These embedded derivatives are measured at fair value with changes in fair value recognised in profit or loss, unless designated as effective hedging instruments.

## Offsetting of financial instruments

Financial assets and financial liabilities are offset and the net amount is reported in the balance sheet if there is a currently enforceable legal right to offset the recognised amounts and there is an intention to settle on a net basis, to realise the assets and settle the liabilities simultaneously.

## t) Derivative financial instruments and hedge accounting

### Derivative accounting

Initial recognition and subsequent measurement

The Company uses derivative financial instruments, such as forward currency contracts. Such derivative financial instruments are initially recognised at fair value on the date on which a derivative contract is entered into and are subsequently re-measured at fair value. Derivatives are carried as financial assets when the fair value is positive and as financial liabilities when the fair value is negative.

Any gains or losses arising from changes in the fair value of derivatives are taken directly to profit or loss.

### Hedge Accounting

#### Initial recognition and subsequent measurement

The Company designates (Cash Flow Hedge):

- Intrinsic Value of Call Spread option to hedge foreign currency risk for repayment of Principal Amount in relation to External Commercial Borrowing (ECB) availed in USD.
- Interest Rate Swap (Floating to Fixed) to hedge interest rate risk in respect of Floating rate of interest in relation to ECB.

The Company documents at the inception of the hedging transaction the economic relationship between hedging instruments and hedged items including whether the hedging instrument is expected to offset changes in cash flows of hedged items. The Company documents its risk management objective and strategy for undertaking various hedge transactions at the inception of each hedge relationship.

#### Cash flow hedges that qualify for hedge accounting

The effective portion of changes in the fair value of derivatives that are designated and qualify as cash flow hedges is recognised in the other comprehensive income in cash flow hedging reserve within equity, limited to the cumulative change in fair value of

# Notes to the standalone financial statements

for the year ended March 31, 2021

the hedged item on a present value basis from the inception of the hedge. The gain or loss relating to the ineffective portion is recognised immediately in profit or loss, within other income or expense.

When option contracts are used to hedge foreign currency risk, the Company designates only the intrinsic value of the option contract as the hedging instrument.

Gains or losses relating to the effective portion of the change in intrinsic value of the option contracts are recognised in the cash flow hedging reserve within equity. The changes in the time value of the option contracts that relate to the hedged item ("aligned time value") are recognised within other comprehensive income in the costs of hedging reserve within equity.

Amounts accumulated in equity are reclassified to profit or loss in the periods when the hedged item affects profit or loss. The time value of an option used to hedge represents part of the cost of the transaction.

When a hedging instrument expires, or is sold or terminated, or when a hedge no longer meets the criteria for hedge accounting, any cumulative deferred gain or loss and deferred costs of hedging in equity at that time remains in equity until the forecast transaction occurs. When the forecast transaction is no longer expected to occur, the cumulative gain or loss and deferred costs of hedging that were reported in equity are immediately reclassified to profit or loss within other income or expense.

## u) Cash and cash equivalents

Cash and cash equivalent in the balance sheet comprise cash at banks and on hand and short-term deposits with an original maturity of three months or less, which are subject to an insignificant risk of changes in value.

For the purpose of the statement of cash flows, cash and cash equivalents consist of cash and short-term deposits, as defined above, net of outstanding bank overdrafts as they are considered an integral part of the Company's cash management. Cash flows from operating activities are being prepared as per the Indirect method mentioned in Ind AS 7.

## v) Cash dividend and non-cash distribution to equity holders of the parent

The Company recognises a liability to make cash or non-cash distributions to equity holders of the parent when the distribution is authorised and the distribution is no longer at the discretion of the Company. As per the corporate laws in India, a distribution is authorised when it is approved by the shareholders. A corresponding amount is recognised directly in equity.

Non-cash distributions are measured at the fair value of the assets to be distributed with fair value re-measurement recognised directly in equity.

Upon distribution of non-cash assets, any difference between the carrying amount of the liability and the carrying amount of the assets distributed is recognised in the statement of profit and loss.

## w) Contingent liabilities

A contingent liability is a possible obligation that arises from past events whose existence will be confirmed by the occurrence or non-occurrence of one or more uncertain future events beyond the control of the Company or a present obligation that is not recognized because it is not probable that an outflow of resources will be required to settle the obligation. A contingent liability also arises in extremely rare cases where there is a liability that cannot be recognized because it cannot be measured reliably. The Company does not recognize a contingent liability but discloses its existence in the financial statements. Contingent assets are only disclosed when it is probable that the economic benefits will flow to the entity.

## x) Measurement of EBITDA

The Company has elected to present earnings before finance costs, tax, depreciation and amortization (EBITDA) as a separate line item on the face of the statement of profit and loss. The Company measures EBITDA on the face of profit/ (loss) from continuing operations. In the measurement, the Company does not include depreciation and amortization expense, finance costs and tax expense.

# Notes to the standalone financial statements

for the year ended March 31, 2021

## y) Investments in subsidiaries, joint ventures and associates

An investor, regardless of the nature of its involvement with an entity (the investee), shall determine whether it is a parent by assessing whether it controls the investee.

An investor controls an investee when it is exposed, or has rights, to variable returns from its involvement with the investee and has the ability to affect those returns through its power over the investee.

Thus, an investor controls an investee if and only if the investor has all the following:

- (a) power over the investee;
- (b) exposure, or rights, to variable returns from its involvement with the investee and
- (c) the ability to use its power over the investee to affect the amount of the investor's returns.

An associate is an entity over which the Company has significant influence. Significant influence is the power to participate in the financial and operating policy decisions of the investee, but is not control or joint control over those policies.

The considerations made in determining significant influence are similar to those necessary to determine control over subsidiaries.

The Company has elected to recognize its investments in subsidiary and joint venture companies at cost in accordance with the option available in Ind-AS 27, 'Separate Financial Statements'. Except where investments accounted for at cost shall be accounted for in accordance with Ind-AS 105, Non-current Assets Held for Sale and Discontinued Operations, when they are classified as held for sale.

Investment carried at cost will be tested for impairment as per Ind-AS 36.

## z) Non-current assets held for sale

Non-current assets (or disposal groups) are classified as held for sale if their carrying amount will be

recovered principally through a sale transaction rather than through continuing use and a sale is considered highly probable. They are measured at the lower of their carrying amount and fair value less costs to sell, except for assets such as deferred tax assets, assets arising from employee benefits, financial assets and contractual rights under insurance contracts, which are specifically exempt from this requirement.

## aa) Earnings per share

### Basic earnings per share

Basic earnings per share are calculated by dividing:

- the profit attributable to owners of the Company
- by the weighted average number of equity shares outstanding during the financial year, adjusted for bonus elements in equity shares issued during the year.

### Diluted earnings per share

Diluted earnings per share adjust the figures used in the determination of basic earnings per share to take into account:

- the after income tax effect of interest and other financing costs associated with dilutive potential equity shares, and
- the weighted average number of additional equity shares that would have been outstanding assuming the conversion of all dilutive potential equity shares.

## 2.3. Significant accounting judgements, estimates & assumptions

The preparation of the Company's financial statements requires management to make judgements, estimates and assumptions that affect the reported amounts of revenues, expenses, assets and liabilities, and the accompanying disclosures, and the disclosure of contingent liabilities. Uncertainty about these assumptions and estimates could result in outcomes that require a material adjustment to the carrying amount of assets or liabilities affected in future periods.

# Notes to the standalone financial statements

for the year ended March 31, 2021

## 1) The areas involving critical estimates are as below:

### Property, Plant and Equipment

The Company, based on technical assessment and management estimate, depreciates certain assets over estimated useful lives which are different from the useful life prescribed in Schedule II to the Companies Act, 2013. The management has estimated, supported by technical assessment, the useful lives of certain plant and machinery as 16 to 21 years. These useful lives are higher than those indicated in schedule II. The management believes that these estimated useful lives are realistic and reflect fair approximation of the period over which the assets are likely to be used.

### Defined benefit plans

The cost of the defined benefit gratuity plan and the present value of the gratuity obligation are determined using actuarial valuations. An actuarial valuation involves making various assumptions that may differ from actual developments in the future. These include the determination of the discount rate, future salary increases and mortality rates. Due to the complexities involved in the valuation and its long-term nature, a defined benefit obligation is highly sensitive to changes in these assumptions. All assumptions are reviewed at each reporting date.

The parameter most subject to change is the discount rate. In determining the appropriate discount rate for plans operated in India, the management considers the interest rates of government bonds in currencies consistent with the currencies of the post-employment benefit obligation.

The mortality rate is based on publicly available mortality tables for the specific countries. Those mortality tables tend to change only at interval in response to demographic changes. Future salary increases and gratuity increases are based on expected future inflation rates for the respective countries.

Further details about gratuity obligations are given in Note 31.

## 2) The areas involving critical Judgement are as below:

### Intangible asset – “Hindi Hindustan” Brand

In year ended March 31, 2016, the Company had acquired Hindi Business Brand (i.e. Hindustan, Hindustan.in, Nandan, Kadambini, Hum Tum and other Hindi publication related trademarks) from its parent company, HT Media Limited. Management is of the opinion that, based on an analysis of all of the relevant factors, there is no foreseeable limit to the period over which the trademark is expected to generate net cash inflows for the Company. Hence, the Brand is regarded by Management as having an indefinite useful life.

### Contingent Liabilities and commitments

The Company is involved in various litigations. The management of the Company has used its judgement while determining the litigations outcome of which are considered probable and in respect of which provision needs to be created.

### Fair value measurements

When the fair values of financial assets or financial liabilities recorded or disclosed in the financial statements cannot be measured based on quoted prices in active markets, their fair value is measured using valuation techniques including the DCF model. The inputs to these models are taken from observable markets where possible, but where this is not feasible, a degree of judgment is required in establishing fair values. Judgements include consideration of inputs such as liquidity risk, credit risk and volatility.

Changes in assumptions about these factors could affect the reported fair value of financial instruments. See Note 38 for further disclosures.

### Taxes

Uncertainties exist with respect to the interpretation of complex tax regulations, changes in tax laws, and the amount and timing of future taxable income.

# Notes to the standalone financial statements

for the year ended March 31, 2021

Given the wide range of business relationships and the long-term nature and complexity of existing contractual agreements, differences arising between the actual results and the assumptions made, or future changes to such assumptions, could necessitate future adjustments to tax income and expense already recorded. The Company establishes provisions, based on reasonable estimates. The amount of such provisions is based on various factors, such as experience of previous tax assessments and differing interpretations of tax regulations by the taxable entity and the responsible tax authority. Such differences of interpretation may arise on a wide variety of issues depending on the conditions prevailing in the respective domicile of the Companies.

Deferred tax assets are recognised for unused tax losses to the extent that it is probable that sufficient taxable profit will be available against which the losses can be utilised. Significant management judgement is required to determine the amount of deferred tax assets that can be recognised, based upon the likely timing and the level of future taxable profits together with future tax planning strategies.

Further details on taxes are disclosed in Note 14.

## Volume discounts and pricing incentives

The Company accounts for volume discounts and pricing incentives to customers as a reduction of revenue based on the rateable allocation of the discounts/incentives amount to each of the underlying revenue transaction that results in progress by the customer towards earning the discount/ incentive. Also, when the level of discount varies with increases in levels of revenue transactions, the Company recognizes the liability based on its estimate of the customer's future purchases. If it is probable that the criteria for the discount will not be met, or if the amount thereof cannot be estimated reliably, then discount is not recognized until the payment is probable and the amount can be estimated reliably. The Company recognizes changes in the estimated amount of obligations for discounts in the period in which the change occurs.

## Impairment of financial assets

The impairment provisions for financial assets are based on assumptions about risk of default and expected loss rates. The Company uses judgement in making these assumptions and selecting the inputs to the impairment calculation, based on Company's past history, existing market conditions as well as forward looking estimates at the end of each reporting period.

## Impairment of non- financial assets

The Company assesses at each reporting date whether there is an indication that an asset may be impaired. If any indication exists, or when annual impairment testing for an asset is required, the Company estimates the asset's recoverable amount. An asset's recoverable amount is the higher of an asset's or CGU's fair value less costs of disposal and its value in use. It is determined for an individual asset, unless the asset does not generate cash inflows that are largely independent of those from other assets or group of assets. Where the carrying amount of an asset or CGU exceeds its recoverable amount, the asset is considered impaired and is written down to its recoverable amount. In assessing value in use, the estimated future cash flows are discounted to their present value using a pre-tax discount rate that reflects current market assessments of the time value of money and the risks specific to the asset. In determining fair value less costs of disposal, recent markets transactions are taken into account. If no such transactions can be identified, an appropriate valuation model is used. These calculations are corroborated by valuation multiples, quoted share prices for publicly traded subsidiaries or other available fair value indicators.

## Share Based Payment

The Company measures the cost of equity-settled transactions with employees by reference to the fair value of the equity instruments at the date at which they are granted. Estimating fair value for share-based payment transactions requires determination of the most appropriate valuation model, which is



## Notes to the standalone financial statements

for the year ended March 31, 2021

dependent on the terms and conditions of the grant. This estimate also requires determination of the most appropriate inputs to the valuation model including the expected life of the share option, volatility and dividend yield and making assumptions about them. The assumptions and models used for estimating fair value for share-based payment transactions are disclosed in Note 32.

### **Determining the lease term of contracts with renewal and termination options – as lessee**

The Company determines the lease term as the non-cancellable term of the lease, together with any periods covered by an option to extend the lease if it is reasonably certain to be exercised, or any periods covered by an option to terminate the lease, if it is reasonably certain not to be exercised.

The Company applies judgement in evaluating whether it is reasonably certain whether or not to exercise the option to renew or terminate the lease. That is, it considers all relevant factors that create an economic incentive for it to exercise either the renewal or termination. After the commencement date, the Company reassesses the lease term if there is a significant event or change in circumstances that is within its control and affects its ability to exercise or not to exercise the option to renew or to terminate.

The periods covered by termination options are included as part of the lease term only when they are reasonably certain not to be exercised.

For further details about leases, refer to accounting policy on leases and Note 43.

# Notes to the standalone financial statements

for the year ended March 31, 2021

## Note 3 : Property, Plant and Equipment and Capital Work-in-Progress

₹ Lakhs

Particulars	Land Freehold (refer note II)	Land Leasehold	Buildings (refer note II)	Improvement to Leasehold Premises	Plant and Machinery (refer note II)	Office Equipment (refer note II)	Furniture & Fixtures (refer note II)	Total
<b>Cost</b>								
<b>As at April 1, 2019</b>	<b>981</b>	<b>3,775</b>	<b>4,926</b>	<b>1,046</b>	<b>16,274</b>	<b>432</b>	<b>465</b>	<b>27,899</b>
Additions	–	–	1,040	1	733	52	7	1,833
Less : Reclassification to Right - of - use assets	–	3,775	–	–	–	–	–	3,775
Disposals/ Adjustments	–	–	1	69	101	19	–	190
<b>As at March 31, 2020</b>	<b>981</b>	<b>–</b>	<b>5,965</b>	<b>978</b>	<b>16,906</b>	<b>465</b>	<b>472</b>	<b>25,767</b>
Additions	–	–	51	8	276	10	–	345
Less : Reclassification to non current assets held for sale (refer note IV below)	68	–	888	–	–	–	–	956
Less : Disposals/ Adjustments	–	–	1	35	634	67	45	782
<b>As at March 31, 2021</b>	<b>913</b>	<b>–</b>	<b>5,127</b>	<b>951</b>	<b>16,548</b>	<b>408</b>	<b>427</b>	<b>24,374</b>
<b>Accumulated Depreciation/ Impairment</b>								
<b>As at April 1, 2019</b>	<b>–</b>	<b>89</b>	<b>901</b>	<b>675</b>	<b>5,809</b>	<b>261</b>	<b>125</b>	<b>7,860</b>
Depreciation charge for the year	–	–	266	104	1,618	71	49	2,108
Impairment	–	–	–	–	11	–	–	11
Less : Reclassification to Right - of - use assets	–	89	–	–	–	–	–	89
Less: Disposals	–	–	1	67	77	19	–	164
<b>As at March 31, 2020</b>	<b>–</b>	<b>–</b>	<b>1,166</b>	<b>712</b>	<b>7,361</b>	<b>313</b>	<b>174</b>	<b>9,726</b>
Depreciation charge for the year	–	–	234	68	1,608	53	41	2,004
Impairment (refer note III below)	–	–	–	–	80	–	–	80
Less : Reclassification to non current assets held for sale (refer note IV below)	–	–	84	–	–	–	–	84
Less: Disposals	–	–	–	31	585	64	43	723
<b>As at March 31, 2021</b>	<b>–</b>	<b>–</b>	<b>1,316</b>	<b>749</b>	<b>8,464</b>	<b>302</b>	<b>172</b>	<b>11,003</b>
<b>Net Block</b>								
<b>As at March 31, 2021</b>	<b>913</b>	<b>–</b>	<b>3,811</b>	<b>202</b>	<b>8,084</b>	<b>106</b>	<b>255</b>	<b>13,371</b>
<b>As at March 31, 2020</b>	<b>981</b>	<b>–</b>	<b>4,799</b>	<b>266</b>	<b>9,545</b>	<b>152</b>	<b>298</b>	<b>16,041</b>

₹ Lakhs

Particulars	March 31, 2021	March 31, 2020
Property, Plant and Equipment	13,371	16,041
Capital Work In Progress	1,551	1,019
<b>Total</b>	<b>14,922</b>	<b>17,060</b>

### I. Capital work in progress (CWIP)

The capital work in progress as at March 31, 2021 and March 31, 2020 comprises mainly expenditure for Buildings & Plant and Machinery.

## Notes to the standalone financial statements

for the year ended March 31, 2021

The Company accounts for capitalization of property, plant and equipment to the extent applicable through capital work in progress and therefore the movement in capital work-in-progress is the difference between closing and opening balance of capital work-in-progress as adjusted in additions to property, plant and equipment.

### II. Details of assets given under operating lease are as under :

₹ Lakhs

Particulars	March 31, 2021					March 31, 2020				
	Plant and Machinery	Freehold Land	Buildings	Office Equipment	Furniture & Fixture	Plant and Machinery	Freehold Land	Buildings	Office Equipment	Furniture & Fixture
Gross block	2,552	296	1,412	20	1	2,965	296	1,412	20	1
Accumulated depreciation	1,208	–	273	11	1	1,223	–	217	8	0
<b>Net block</b>	<b>1,344</b>	<b>296</b>	<b>1,139</b>	<b>9</b>	<b>0</b>	<b>1,742</b>	<b>296</b>	<b>1,195</b>	<b>12</b>	<b>1</b>
Depreciation for the year	238	–	56	3	0	240	–	54	4	0

For further disclosures on assets given under operating lease, refer note 43.

### III. Additional information for which impairment loss/reversal of impairment has been recognized are as under:

- 1) Nature of asset : Plant and Machinery & Building
- 2) Amount of Impairment : ₹ 80 lakhs (Previous Year: ₹ 11 lakhs)
- 3) Reason of Impairment : On account of physical damage

### IV. Reclassification to non current assets held for sale (refer note 44)

₹ Lakhs

Particulars	Land Freehold	Buildings
Cost	68	888
Less: Accumulated Depreciation	–	(84)
Less: Impairment	–	(7)
<b>Total</b>	<b>68</b>	<b>797</b>

### Note 4 : Investment Property

₹ Lakhs

Particulars	Amount
<b>Cost</b>	
<b>As at April 1, 2019</b>	<b>3,447</b>
Additions	2,592
Moved to Property Plant and Equipment (Capital work-in-progress)	(91)
Disposals	(838)
<b>As at March 31, 2020</b>	<b>4,290</b>
Additions	1,847
Disposals	(737)
<b>As at March 31, 2021</b>	<b>5,400</b>
<b>Accumulated Depreciation and provision for impairment</b>	
<b>As at April 1, 2019</b>	<b>220</b>
Depreciation	44
Provision for impairment (refer note I below)	18
Disposals	(153)
<b>As at March 31, 2020</b>	<b>129</b>

# Notes to the standalone financial statements

for the year ended March 31, 2021

## Note 4 : Investment Property (Contd..)

₹ Lakhs	
Particulars	Amount
Depreciation	96
Provision for impairment (refer note I below)	194
Disposals	(61)
<b>As at March 31, 2021</b>	<b>358</b>
<b>Net Block</b>	
<b>As at March 31, 2021</b>	<b>5,042</b>
<b>As at March 31, 2020</b>	<b>4,161</b>

### Information regarding income and expenditure of investment property (excluding profit/ (loss) on sale of investment and provision for impairment of properties)

₹ Lakhs		
Particulars	March 31, 2021	March 31, 2020
<b>Rental income derived from investment properties</b>	14	25
Direct operating expenses (including repairs and maintenance) generating rental income	3	3
Direct operating expenses (including repairs and maintenance) that did not generate rental income	9	5
<b>Profit arising from investment properties before depreciation and indirect expenses</b>	<b>2</b>	<b>17</b>

### Note I : Additional information for which provision for impairment loss has been recognized are as under:

- 1) Nature of asset: Investment Property
- 2) Amount of provision for impairment: 194 lakhs (Previous Year: 18 lakhs)
- 3) Reason for provision for impairment: Fair value being recoverable amount was determined for disclosure requirement. The same was compared with the carrying amount.

The management has determined that the investment properties consist of two classes of assets — residential and commercial— based on the nature, characteristics and risks of each property.

As at March 31, 2021 and March 31, 2020, the fair values of the properties are ₹ 5,487 Lakhs and ₹ 4,585 Lakhs respectively. These valuations are based on valuations performed by an accredited independent valuer who is a specialist in valuing these types of investment properties. A valuation model in accordance with Ind AS 113 has been applied.

The Company has no restrictions on the realisability of its investment properties and there exist contractual obligations of ₹ 1,634 Lakhs (March 31, 2020: ₹ 2,433 Lakhs) to purchase the investment property whereas there are no contractual obligation to develop investment property or for repairs and enhancements.

### Estimation of Fair Value

The valuation has been determined basis current prices for similar properties in an active market (Level II) . However, where such information is not available, current prices in an active market for properties of different nature or recent prices of similar properties in less active markets, adjusted to reflect those differences, has been considered to determine the valuation.

## Notes to the standalone financial statements

for the year ended March 31, 2021

### Note 5 : Intangible Assets

₹ Lakhs

Particulars	Software Licenses	Brand #	Total (Intangible Assets)
<b>Cost</b>			
<b>As at April 1, 2019</b>	<b>318</b>	<b>6,696</b>	<b>7,014</b>
Additions	–	–	–
Disposals/ Adjustments	–	–	–
<b>As at March 31, 2020</b>	<b>318</b>	<b>6,696</b>	<b>7,014</b>
Additions	16	–	16
Disposals/ Adjustments	–	–	–
<b>As at March 31, 2021</b>	<b>334</b>	<b>6,696</b>	<b>7,030</b>
<b>Accumulated Amortization/ Impairment</b>			
<b>As at April 1, 2019</b>	<b>187</b>	<b>–</b>	<b>187</b>
Charge for the year	36	–	36
Disposals	–	–	–
<b>As at March 31, 2020</b>	<b>223</b>	<b>–</b>	<b>223</b>
Charge for the year	32	–	32
Disposals	–	–	–
<b>As at March 31, 2021</b>	<b>255</b>	<b>–</b>	<b>255</b>
<b>Net Block</b>			
<b>As at March 31, 2021</b>	<b>79</b>	<b>6,696</b>	<b>6,775</b>
<b>As at March 31, 2020</b>	<b>95</b>	<b>6,696</b>	<b>6,791</b>

# In the year ended March 31, 2016; the Company had acquired Hindi Business Brand (i.e. Hindustan, Hindustan.in, Nandan, Kadambini, Hum Tum and other Hindi publication related trademarks from its parent company HT Media Limited. Management is of the opinion that, based on an analysis of all of the relevant factors, there is no foreseeable limit to the period over which the Brand is expected to generate net cash inflows for the Company. Hence, the Brand is regarded by Management as having an indefinite useful life.

For the purposes of impairment testing of Brand with indefinite life, the recoverable amount of Brand is based on its fair value. The fair value has been determined as per Royalty Relief method. The fair value is being compared with the Carrying amount of Brand as stated above. No impairment has been observed. Discount rate (14 % to 17%) and Royalty rate (4%) are the key assumptions considered in determining fair value. It is a Level III valuation. There has been no change in the valuation technique.

### Note 6A : Investment in subsidiary and joint venture

₹ Lakhs

Particulars	March 31, 2021	March 31, 2020
<b>Investment in subsidiary (at cost)</b>		
<b>Unquoted</b>		
HT Noida Company Limited	1,605	5
160.5 lakhs (Previous Year: 0.5 lakhs) equity shares of ₹ 10/- each fully paid up		
<b>Investment in joint venture (at cost)</b>		
<b>Unquoted</b>		
HT Content Studio LLP (99.99% Profit Sharing Ratio) (in form of capital contribution)	600	324
HT Content Studio LLP became a Joint Venture of the Company w.e.f August 21, 2019.		
<b>Total</b>	<b>2,205</b>	<b>329</b>
Non - Current	2,205	329
Aggregate value of unquoted investments	2,205	329
Aggregate amount of impairment in value of investments	–	–

# Notes to the standalone financial statements

for the year ended March 31, 2021

## Note 6B : Financial Assets- Investments

₹ Lakhs

Particulars	March 31, 2021	March 31, 2020
<b>I. Investment at fair value through profit and loss</b>		
<b>Unquoted</b>		
Investment in equity instruments and warrants	2,698	1,871
Investment in preference securities	16,159	1,320
<b>Quoted</b>		
Investment in mutual funds*	1,20,611	1,15,033
Investment in Market Linked Debentures	2,123	–
<b>Total Investments</b>	<b>1,41,591</b>	<b>1,18,224</b>
Non - Current	1,11,219	87,381
Current	30,372	30,843
Aggregate book value of quoted investments	1,22,734	1,15,033
Aggregate market value of quoted investments	1,22,734	1,15,033
Aggregate book value of unquoted investments	18,857	3,191

\* ₹ 19,818 Lakhs (Fair value) of mutual fund (Original cost: ₹ 16,103 Lakhs) are pledged in favour of banks against Overdraft and ECB facility in F.Y. 20-21 (F.Y 19-20 - Fair value : ₹ 17,914 Lakhs & Original Cost : ₹ 15,303 Lakhs ).

## Note 6C : Financial assets- Loans

₹ Lakhs

Particulars	March 31, 2021	March 31, 2020
<b>At amortised cost</b>		
Inter-Corporate Deposits (refer note 34A & 45)	4,775	6,050
Security Deposit #	1,784	1,658
<b>Total Loans</b>	<b>6,559</b>	<b>7,708</b>
Non - Current	6,559	7,708

# Includes security deposit paid to related parties ₹ 1,494 Lakhs (Previous year March 31, 2020: ₹ 1,446 Lakhs) (refer note 34A)

₹ Lakhs

Particulars	March 31, 2021	March 31, 2020
Secured, considered good	–	–
Unsecured, considered good	6,559	7,708
Unsecured, considered doubtful	–	–
	<b>6,559</b>	<b>7,708</b>
Allowances for bad and doubtful loans	–	–
<b>Total Loans</b>	<b>6,559</b>	<b>7,708</b>

## Note 6D : Other Financial Assets

₹ Lakhs

Particulars	March 31, 2021	March 31, 2020
<b>I. Derivatives at Fair Value through other comprehensive income</b>		
– Forex derivative contract	352	619
<b>Total I</b>	<b>352</b>	<b>619</b>
Derivative instruments at fair value through other comprehensive income reflect the positive change in fair value of those foreign exchange option contracts that are designated in hedge relationships. (refer note 36)		

## Notes to the standalone financial statements

for the year ended March 31, 2021

### Note 6D : Other Financial Assets (Contd..)

		₹ Lakhs	
Particulars	March 31, 2021	March 31, 2020	
<b>II. Other Financial Assets at Amortised Cost</b>			
Balance with Banks :			
– Margin money (held as security in form of fixed deposit)	21	21	
Interest accrued on inter corporate deposits and others (refer note 34A) #	305	391	
Other Receivables (refer note 34A) ##	104	1,126	
<b>Total II</b>	<b>430</b>	<b>1,538</b>	
<b>Total Other Financial Assets (I) +(II)</b>	<b>782</b>	<b>2,157</b>	
Non - Current	497	463	
Current	285	1,694	

# Includes receivable from related parties ₹ 278 Lakhs (Previous year March 31, 2020: ₹ 339 Lakhs)

## Includes receivable from related parties ₹ 103 Lakhs (Previous year March 31, 2020: ₹ 1,126 Lakhs)

**Loans and receivables** are non-derivative financial assets which generate a fixed or variable interest income for the company. The carrying value may be affected by changes in the credit risk of the counterparties.

### Break up of financial assets carried at amortised cost

		₹ Lakhs	
Particulars	March 31, 2021	March 31, 2020	
Trade receivables (Note 10A)	12,630	16,785	
Cash and cash equivalents (Note 10B)	2,064	1,525	
Other bank balances (Note 10 C)	2,005	2,006	
Loans (Note 6C)	6,559	7,708	
Other financial assets (Note 6D)	430	1,538	
<b>Total financial assets carried at amortised cost</b>	<b>23,688</b>	<b>29,562</b>	

### Note 7: Income tax assets (net)

		₹ Lakhs	
Particulars	March 31, 2021	March 31, 2020	
Current tax assets (net)	1,541	1,268	
<b>Non- Current</b>	<b>1,541</b>	<b>1,268</b>	

### Note 8 : Other non- current assets

		₹ Lakhs	
Particulars	March 31, 2021	March 31, 2020	
Capital Advances	175	178	
<b>Advances other than capital advances</b>			
Prepaid expenses #	142	132	
Deferred premium call spread	35	–	
<b>Total</b>	<b>352</b>	<b>310</b>	

# Includes prepaid expenses pertaining to related parties ₹ NIL Lakhs (Previous year March 31, 2020: ₹ 132 Lakhs) (refer note 34A)

# Notes to the standalone financial statements

for the year ended March 31, 2021

## Note 9 : Inventories

Particulars	₹ Lakhs	
	March 31, 2021	March 31, 2020
Raw Materials (includes stock in transit of ₹ 898 Lakhs (March 31, 2020: ₹ 907 Lakhs))	4,547	3,633
Work- in- Progress	1	44
Stores and spares (includes stock in transit of ₹ 14 Lakhs (March 31, 2020: NIL ))	859	884
Scrap and waste papers	26	90
<b>Total</b>	<b>5,433</b>	<b>4,651</b>

## Note 10 A : Trade receivables

Particulars	₹ Lakhs	
	March 31, 2021	March 31, 2020
Trade receivables	12,415	16,290
Receivables from related parties (refer note 34A)	215	495
<b>Total</b>	<b>12,630</b>	<b>16,785</b>

Particulars	₹ Lakhs	
	March 31, 2021	March 31, 2020
Secured, considered good	1,144	1,351
Unsecured, considered good	11,486	15,434
Unsecured, considered doubtful	4,091	3,550
	<b>16,721</b>	<b>20,335</b>
Loss allowance for bad & doubtful receivables	(4,091)	(3,550)
<b>Total</b>	<b>12,630</b>	<b>16,785</b>

No trade receivables are due from directors or other officers of the Company either severally or jointly with any other person.

## Note 10 B : Cash and cash equivalents

Particulars	₹ Lakhs	
	March 31, 2021	March 31, 2020
Balance with banks :		
– On current accounts	678	472
– Deposits with original maturity of three months or less than three months	149	–
Cheques in hand	1,102	910
Cash on hand	135	143
<b>Total</b>	<b>2,064</b>	<b>1,525</b>

## Note 10 C: Bank balances other than (iii) above

Particulars	₹ Lakhs	
	March 31, 2021	March 31, 2020
– Deposits with original maturity of more than three months*	2,000	2,000
– Unclaimed dividend account#	5	6
<b>Total</b>	<b>2,005</b>	<b>2,006</b>

\* Includes deposit receipts pledged with banks against overdraft facility for ₹ 2,000 lakhs (previous year - ₹ 2,000 lakhs)

# These balances are not available for use by the Company as they represent corresponding unclaimed dividend liabilities.



## Notes to the standalone financial statements

for the year ended March 31, 2021

### Note 10 C: Bank balances other than (iii) above (Contd..)

For the purpose of the statement of cash flows, cash and cash equivalents comprise the following:

Particulars	₹ Lakhs	
	March 31, 2021	March 31, 2020
Balance with banks :		
– On current accounts	678	472
– Deposits with original maturity of three months or less than three months	149	–
Cheques in hand	1,102	910
Cash on hand	135	143
	<b>2,064</b>	<b>1,525</b>
<b>Less - Bank overdraft (refer note 15A)</b>	<b>1,240</b>	<b>1,142</b>
	<b>824</b>	<b>383</b>

### Note 11 : Other current assets

Particulars	₹ Lakhs	
	March 31, 2021	March 31, 2020
Prepaid expenses [(after offsetting lease liability of ₹ 259 Lakhs (Previous Year March 31, 2020: ₹ 161 Lakhs)] #	260	225
Advances given (net of provision)	650	577
Deferred premium call spread	62	–
Balance with government authorities	3,102	2,667
CSR pre spent	1	–
<b>Total</b>	<b>4,075</b>	<b>3,469</b>

# Includes prepaid expenses pertaining to related parties ₹ 449 Lakhs (Previous year March 31, 2020: ₹ 124 Lakhs) (refer note 34A)

### Note 12 : Share Capital

#### Authorised Share Capital

Particulars	Number of shares	Amount ₹ Lakhs
<b>At April 1, 2019</b>	<b>8,70,00,000</b>	<b>8,700</b>
Increase during the year	–	–
<b>At March 31, 2020</b>	<b>8,70,00,000</b>	<b>8,700</b>
Increase during the year	–	–
<b>At March 31, 2021</b>	<b>8,70,00,000</b>	<b>8,700</b>

#### Terms/ rights attached to equity shares

The Company has only one class of equity shares having par value of ₹ 10 per share. Each holder of equity shares is entitled to one vote per share. The Company declares and pays dividends in Indian rupees. The dividend proposed by the Board of Directors is subject to the approval of the shareholders in the ensuing Annual General Meeting.

In the event of liquidation of the Company, the holders of equity shares will be entitled to receive remaining assets of the Company, after distribution of all preferential amounts. The distribution will be in proportion to the number of equity shares held by the shareholders.

# Notes to the standalone financial statements

for the year ended March 31, 2021

## Note 12 : Share Capital (Contd..)

### Shares pending issuance

Particulars	Number of shares	Amount ₹ Lakhs
<b>At April 1, 2019</b>	<b>2,77,778</b>	<b>28</b>
Changes during the year	-2,77,778	-28
<b>At March 31, 2020</b>	<b>-</b>	<b>-</b>
Changes during the year	-	-
<b>At March 31, 2021</b>	<b>-</b>	<b>-</b>

### Issued, subscribed and paid-up share capital

Equity shares of ₹ 10 each issued, subscribed and fully paid-up	Number of shares	Amount ₹ Lakhs
<b>At April 1, 2019</b>	<b>7,33,93,770</b>	<b>7,339</b>
Changes during the year	2,77,778	28
<b>At March 31, 2020</b>	<b>7,36,71,548</b>	<b>7,367</b>
Changes during the year	-	-
<b>At March 31, 2021</b>	<b>7,36,71,548</b>	<b>7,367</b>

### Reconciliation of the equity shares outstanding at the beginning and at the end of the year :

Particulars	As at March 31, 2021		As at March 31, 2020	
	Number of shares	Amount ₹ Lakhs	Number of shares	Amount ₹ Lakhs
Shares outstanding at the beginning of the year	7,36,71,548	7,367	7,33,93,770	7,339
Shares Issued during the year	-	-	2,77,778	28
<b>Shares outstanding at the end of the year</b>	<b>7,36,71,548</b>	<b>7,367</b>	<b>7,36,71,548</b>	<b>7,367</b>

### Shares held by holding/ ultimate holding company and/ or their subsidiaries/ associates

Out of equity shares issued by the Company, shares held by its holding company are as below:

Particulars	March 31, 2021	March 31, 2020
HT Media Limited, the holding company		
54,808,457 (previous year 54,808,457) equity shares of ₹ 10 each fully paid	5,481	5,481

₹ Lakhs

### Details of shareholders holding more than 5% shares in the company

Particulars	As at March 31, 2021		As at March 31, 2020	
	Number of shares	% holding	Number of shares	% holding
Equity shares of ₹ 10 each fully paid				
HT Media Limited, the holding company	5,48,08,457	74.40%	5,48,08,457	74.40%
Kotak Mahindra (International) Limited	42,36,000	5.75%	42,36,000	5.75%

As per records of the Company, including its register of shareholders/members and other declaration received from the shareholders regarding beneficial interest, the above shareholding represents both legal and beneficial ownerships of shares.

### Shares reserved for issue under options

For details of equity shares reserved for the issue under Employee Stock Options (ESOP) of the Company, refer note 32.

## Notes to the standalone financial statements

for the year ended March 31, 2021

### Note 13 : Other Equity

Particulars	₹ Lakhs	
	March 31, 2021	March 31, 2020
Securities Premium	24,239	24,239
Capital Redemption Reserve	1	1
Capital Reserve	6,645	6,645
General Reserve	688	688
Retained Earnings	1,20,427	1,13,090
Cash flow hedging reserve (refer note 36)	(105)	(186)
Costs of hedging reserve (refer note 36)	(24)	(178)
Share-based payments reserve (refer note 32)	49	17
<b>Total</b>	<b>1,51,920</b>	<b>1,44,316</b>

#### Securities Premium

Particulars	₹ Lakhs	
	Amount	
<b>At April 1, 2019</b>	<b>24,239</b>	
Changes during the year	–	
<b>At March 31, 2020</b>	<b>24,239</b>	
Changes during the year	–	
<b>At March 31, 2021</b>	<b>24,239</b>	

Securities premium is used to record the premium on issue of shares. The reserve can be utilised only for limited purposes such as issuance of bonus shares in accordance with the provisions of the Companies Act, 2013.

#### Capital Redemption Reserve

Particulars	₹ Lakhs	
	Amount	
<b>At April 1, 2019</b>	<b>1</b>	
Changes during the year	–	
<b>At March 31, 2020</b>	<b>1</b>	
Changes during the year	–	
<b>At March 31, 2021</b>	<b>1</b>	

#### Capital Reserve\*

Particulars	₹ Lakhs	
	Amount	
<b>At April 1, 2019</b>	<b>6,645</b>	
Changes during the year	–	
<b>At March 31, 2020</b>	<b>6,645</b>	
Changes during the year	–	
<b>At March 31, 2021</b>	<b>6,645</b>	

\*Origination of ₹ 238 Lakhs is in relation to common control acquisition and ₹ 7,727 Lakhs is in relation to demerger of business. Utilisation of ₹ 1,320 Lakhs is in relation to common control acquisition.

# Notes to the standalone financial statements

for the year ended March 31, 2021

## Note 13 : Other Equity (Contd..)

### General Reserve

		₹ Lakhs
Particulars	Amount	
<b>At April 1, 2019</b>	<b>688</b>	
Changes during the year	–	
<b>At March 31, 2020</b>	<b>688</b>	
Changes during the year	–	
<b>At March 31, 2021</b>	<b>688</b>	

### Retained Earnings

		₹ Lakhs	
Particulars	March 31, 2021	March 31, 2020	
Opening Balance	1,13,090	1,02,715	
Net Profit for the year	7,465	11,897	
Items of other comprehensive income (OCI) recognised directly in retained earnings			
– Remeasurements of defined benefit plans, net of tax	(128)	(461)	
Less: Final Dividend Paid for March 2020: ₹ NIL per share (March 2019: ₹ 1.2 per share)	–	881	
Less: Tax on Dividend	–	180	
<b>Closing Balance</b>	<b>1,20,427</b>	<b>1,13,090</b>	

The disaggregation of changes in OCI by each type of reserves in equity is disclosed in note 27.

### Cash flow hedging reserve \* (refer note 36)

		₹ Lakhs	
Particulars	Amount		
<b>At April 1, 2019</b>	<b>(79)</b>		
Changes in intrinsic value of foreign currency options	449		
Changes in fair value of interest rate swaps	(165)		
Tax Impact	58		
Amounts reclassified to profit or loss	(449)		
<b>At March 31, 2020</b>	<b>(186)</b>		
Changes in intrinsic value of foreign currency options	(268)		
Changes in fair value of interest rate swaps	124		
Tax Impact	(43)		
Amounts reclassified to profit or loss	268		
<b>At March 31, 2021</b>	<b>(105)</b>		

\* The effective portion of gains and loss on hedging instruments in a cash flow hedge

## Notes to the standalone financial statements

for the year ended March 31, 2021

### Note 13 : Other Equity (Contd..)

#### Costs of hedging reserve (refer note 36)

Particulars	Amount	₹ Lakhs
<b>At April 1, 2019</b>	<b>(207)</b>	
Deferred costs of hedging-transaction related- Deferred time value of foreign currency option contracts	(126)	
Amount reclassified from cost of hedging reserve to profit or loss	171	
Tax Impact	(16)	
<b>At March 31, 2020</b>	<b>(178)</b>	
Deferred costs of hedging-transaction related- Deferred time value of foreign currency option contracts	104	
Amount reclassified from cost of hedging reserve to profit or loss	133	
Tax Impact	(83)	
<b>At March 31, 2021</b>	<b>(24)</b>	

#### Share-based payments reserve (refer note 32)

Particulars	Amount	₹ Lakhs
<b>At April 1, 2019</b>	<b>–</b>	
Changes during the year	17	
<b>At March 31, 2020</b>	<b>17</b>	
Changes during the year	32	
<b>At March 31, 2021</b>	<b>49</b>	

### Note 14 : Income Tax

The major components of income tax expense for the year ended March 31, 2021 and March 31, 2020 are :

#### Statement of profit and loss :

##### Profit and loss section

Particulars	March 31, 2021	March 31, 2020	₹ Lakhs
<b>Current income tax :</b>			
Current income tax charge	1,598	2,912	
Adjustments in respect of current income tax of previous years	(27)	–	
<b>Deferred tax :</b>			
Relating to origination and reversal of temporary differences	(402)	1,976	
Adjustments in respect of deferred tax of previous years	23	–	
<b>Income tax expense reported in the statement of profit and loss</b>	<b>1,192</b>	<b>4,888</b>	

##### OCI section :

Deferred tax related to items recognised in OCI during in the year :

Particulars	March 31, 2021	March 31, 2020	₹ Lakhs
Income tax charge/(credit) on Cash flow hedging reserve	43	(58)	
Income tax charge on Costs of hedging reserve	83	16	
Income tax credit on remeasurement gain/ (loss) on defined benefit plans	(69)	(247)	
<b>Income tax charged/ (credited) to OCI</b>	<b>57</b>	<b>(289)</b>	

# Notes to the standalone financial statements

for the year ended March 31, 2021

## Note 14 : Income Tax (Contd..)

Reconciliation of tax expense and the accounting profit multiplied by India's domestic tax rate for March 31, 2021 and March 31, 2020:

Particulars	₹ Lakhs	
	March 31, 2021	March 31, 2020
<b>Accounting profit before income tax</b>	8,657	16,785
At India's statutory income tax rate of 34.944 % (March 31, 2020: 34.944 %)	3,025	5,866
<b>Non-Taxable Income for tax purposes:</b>		
Income from Investments	(2,203)	(1,221)
<b>Non-deductible expenses for tax purposes:</b>		
Adjustment in respect to change in tax rate for next year	(93)	16
Other non-deductible expenses	156	124
Adjustments in respect of current income tax of previous years	(27)	–
Adjustments in respect of deferred income tax of previous years	23	–
Adjustments in respect of change in tax rate	–	(17)
Income Taxable at Lower rate	(217)	(368)
Difference in Tax Base and Book Base of Investments / Investment Property	528	488
<b>At the effective income tax rate</b>	<b>1,192</b>	<b>4,888</b>
<b>Income tax expense reported in the Statement of Profit and Loss</b>	<b>1,192</b>	<b>4,888</b>

### Deferred tax relates to the following:

Particulars	₹ Lakhs		
	March 31, 2021	March 31, 2020	Movement during the year
<b>Deferred tax liabilities</b>			
Differences in depreciation in block of property, plant and equipment as per tax books and financial books	2,100	2,174	(74)
Difference between tax base and book base on Investments in Mutual funds, Investment property and securities	2,838	2,310	528
<b>Gross deferred tax liabilities</b>	<b>4,938</b>	<b>4,484</b>	<b>454</b>
<b>Deferred tax assets</b>			
Effect of expenditure debited to the Statement of Profit and Loss in the current year/earlier years but allowed for tax purposes in following years	545	631	(86)
Unutilized MAT Credit*	1,915	1,240	675
Allowance for doubtful receivables and advances	985	799	186
<b>Gross deferred tax assets</b>	<b>3,446</b>	<b>2,670</b>	<b>776</b>
<b>Deferred tax liabilities (net)</b>	<b>1,492</b>	<b>1,814</b>	<b>(322)</b>

\* Considering the future projections, there is a reasonable certainty to recover MAT Credit Entitlement.

## Notes to the standalone financial statements

for the year ended March 31, 2021

### Note 14 : Income Tax (Contd..)

#### Reconciliation of deferred tax liabilities (net):

₹ Lakhs

Particulars	March 31, 2021	March 31, 2020
<b>Opening balance as of April 1</b>	1,814	127
Tax expense/(income) during the period recognised in Statement of Profit and Loss	(322)	1,687
<b>Closing balance as at March 31</b>	<b>1,492</b>	<b>1,814</b>

During the previous year ended March 31, 2020, the Company had paid dividend to its shareholders. This has resulted in payment of Dividend Distribution Tax to the taxation authorities. The company believes that Dividend Distribution Tax represents additional payment to taxation authority on behalf of the shareholders. Hence Dividend Distribution Tax paid is charged to equity.

However, w.e.f April 1, 2020 the company is not required to deduct Dividend Distribution tax on dividend paid to shareholders as per Finance Act 2020.

### Note 15 A : Borrowings

₹ Lakhs

Particulars	Effective Interest Rate %	Maturity	March 31, 2021	March 31, 2020
<b>Non-current Borrowings</b>				
<b>From Banks</b>				
<b>Secured</b>				
ECB from banks	Refer note I	Refer note I	4,569	6,611
			<b>4,569</b>	<b>6,611</b>
Less : Amount clubbed under "other current financial liabilities" (Current maturities of long term borrowing)			1,828	1,889
			<b>2,741</b>	<b>4,722</b>
<b>Current Borrowings</b>				
<b>From Banks</b>				
<b>Secured</b>				
Cash Credit/ Overdraft from Bank	Refer note II	Refer note II	1,240	1,142
<b>Unsecured</b>				
Buyer's credit from Bank	Refer note III	Refer note III	2,001	3,690
<b>Net Current Borrowings</b>			<b>3,241</b>	<b>4,832</b>
Aggregate Secured Loans			5,809	7,753
Aggregate Unsecured Loans			2,001	3,690

#### Note I - External Commercial Borrowing from Bank (secured)

External commercial borrowing of USD 100 Lakhs from Bank carries interest @USD 3 months Libor + 0.65% spread p.a. The loan is repayable in 8 semi annual equal installments of USD 12.50 Lakhs starting from 29 November, 2019. The loan is secured by Pledge of Debt Mutual Funds investment of company. Refer note 36 for further details.

# Notes to the standalone financial statements

for the year ended March 31, 2021

## Note 15 A : Borrowings (Contd..)

### Note II- Cash Credit/ Overdraft from Bank (Secured)

Outstanding Cash Credit/ Overdraft from Bank was drawn @ 4.25% p.a. and is payable on demand. The loan is secured by Lien on Fixed Deposits.

### Note III- Buyer's credit from Bank (Unsecured)

Outstanding Buyer's Credit loan from Bank was drawn in various tranches from July 21, 2020 till March 8, 2021 @ average Interest Rate of 1.40% p.a. (Applicable LIBOR+Margin / Fixed rate) and are due for repayment starting from April 16, 2021 till September 1, 2021.

For investments pledged in order to fulfill the collateral requirements for Borrowings, refer note 38.

### Debt Reconciliation:

₹ Lakhs			
Particulars	Current borrowings (including current portion of Long-term borrowings but excluding bank overdraft classified as part of cash and cash equivalent)	Non Current Borrowings	Total
<b>As at April 1,2019</b>	<b>1,403</b>	<b>6,051</b>	<b>7,454</b>
<b>Cash Flows:</b>			
– Proceeds from short term borrowings	15,768	–	15,768
– Repayment of short term borrowings	(13,671)	–	(13,671)
<b>Adjustments:</b>			
– Foreign exchange adjustments	190	560	750
– Re-classification of Long-term Borrowing	1,889	(1,889)	0
<b>As at March 31,2020</b>	<b>5,579</b>	<b>4,722</b>	<b>10,301</b>
<b>Cash Flows:</b>			
– Proceeds from short term borrowings	3,731	–	3,731
– Repayment of short term borrowings	(7,287)	–	(7,287)
<b>Adjustments:</b>			
– Foreign exchange adjustments	(22)	(153)	(175)
– Re-classification of Long-term Borrowing	1,828	(1,828)	–
<b>As at March 31, 2021</b>	<b>3,829</b>	<b>2,741</b>	<b>6,570</b>

## Note 15 B : Trade Payables

₹ Lakhs		
Particulars	March 31, 2021	March 31, 2020
<b>Trade Payables</b>		
– total outstanding due of micro enterprises and small enterprises (refer note 40)	408	111
<b>Total (a)</b>	<b>408</b>	<b>111</b>
– total outstanding dues of creditors other than of micro enterprises and small enterprises	7,754	7,593
– total outstanding due to related parties (refer note 34A)	1,684	814
<b>Total (b)</b>	<b>9,438</b>	<b>8,407</b>
<b>Total (a) +(b)</b>	<b>9,846</b>	<b>8,518</b>
<b>Current</b>	<b>9,846</b>	<b>8,518</b>



## Notes to the standalone financial statements

for the year ended March 31, 2021

### Note 15 C : Other financial liabilities

₹ Lakhs		
Particulars	March 31, 2021	March 31, 2020
<b>Other financial liabilities at amortized cost</b>		
Current maturity of long term loans	1,828	1,889
Book Overdraft	10	58
Sundry deposits*	24,173	9,498
Interest accrued but not due on borrowings and others	30	53
Unclaimed dividend #	5	6
Liability-Premium Call Option	143	288
Employee related payables	3,181	2,775
Others	236	138
<b>Other financial liabilities at fair value through profit and loss</b>		
<b>Derivatives designated as hedges</b>		
Derivative Liability-IRS (refer note 36)	162	287
<b>Total other financial liabilities</b>	<b>29,768</b>	<b>14,992</b>
<b>Non- Current</b>	<b>149</b>	<b>352</b>
<b>Current</b>	<b>29,619</b>	<b>14,640</b>

# Amount payable to Investor Education and Protection Fund

Nil

Nil

\* Includes security deposits pertaining to related parties ₹ 647 Lakhs (Previous year March 31, 2020: ₹ 575 Lakhs) (refer note 34A)

### Break up of financial liabilities carried at amortized cost

₹ Lakhs			
Particulars	Note No	March 31, 2021	March 31, 2020
Borrowings (current)	15A	3,241	4,832
Borrowings (non- current)	15A	2,741	4,722
Trade payables	15B	9,846	8,518
Current maturity of long term loans	15C	1,828	1,889
Book Overdraft	15C	10	58
Sundry deposits	15C	24,173	9,498
Interest accrued but not due on borrowings and others	15C	30	53
Unclaimed dividend	15C	5	6
Liability-Premium Call Option	15C	143	288
Employee related payables	15C	3,181	2,775
Others	15C	236	138
<b>Total financial liabilities carried at amortised cost</b>		<b>45,434</b>	<b>32,777</b>

### Note 15 D : Lease liabilities

₹ Lakhs		
Particulars	March 31, 2021	March 31, 2020
<b>Unsecured</b>		
Lease liabilities (refer note 43)	966	2,174
<b>Total</b>	<b>966</b>	<b>2,174</b>
<b>Current</b>	<b>720</b>	<b>1,038</b>
<b>Non- current</b>	<b>246</b>	<b>1,136</b>

# Notes to the standalone financial statements

for the year ended March 31, 2021

## Note 15E : Other current liabilities

₹ Lakhs		
Particulars	March 31, 2021	March 31, 2020
Advances from customers	254	3
Customer credit balances	257	510
Statutory dues	361	349
<b>Total</b>	<b>872</b>	<b>862</b>

## Note 16 : Contract liabilities

₹ Lakhs		
Particulars	March 31, 2021	March 31, 2020
Advances from Customers	811	803
Deferred Revenue	722	701
<b>Total</b>	<b>1,533</b>	<b>1,504</b>
<b>Current</b>	<b>1,533</b>	<b>1,503</b>
<b>Non-current</b>	<b>-</b>	<b>1</b>

Amount of revenue recognised during FY 2020-2021 from contract liabilities at the beginning of the year is ₹ 1,096 lakhs (Previous Year : ₹ 924 lakhs).

Amount accrued during FY 2020-2021 amounts to ₹ 1,125 Lakhs (Previous Year : ₹ 1,001 lakhs).

## Note 17 : Provisions

₹ Lakhs		
Particulars	March 31, 2021	March 31, 2020
<b>Provision for employee benefits (refer note 31)</b>		
Provision for Leave Benefits	80	97
Provision for Gratuity	1,145	986
<b>Total</b>	<b>1,225</b>	<b>1,083</b>
<b>Current</b>	<b>1,225</b>	<b>1,083</b>

## Note 18 : Income tax liabilities (net)

₹ Lakhs		
Particulars	March 31, 2021	March 31, 2020
Income tax liability (net)	542	222
<b>Total</b>	<b>542</b>	<b>222</b>

## Notes to the standalone financial statements

for the year ended March 31, 2021

### Note 19 : Revenue from operations

#### Revenue from contracts with customers

₹ Lakhs		
Particulars	March 31, 2021	March 31, 2020
<b>Sale of products</b>		
– Sale of newspaper and publications	16,363	19,972
<b>Sale of services</b>		
– Advertisement Revenue	36,790	58,161
– Job work revenue and commission income	272	411
– Tuition and educational service	–	1
<b>Other operating revenues</b>		
– Sale of scrap, waste papers and old publication	783	867
– Forfeiture of security deposits	264	76
– Others	71	90
<b>Total</b>	<b>54,543</b>	<b>79,578</b>

#### Reconciliation of revenue recognised with the contracted price is as follows:

₹ Lakhs		
Particulars	March 31, 2021	March 31, 2020
Contract price	54,835	81,622
Adjustments to the contract price	(292)	(2,044)
<b>Revenue recognised</b>	<b>54,543</b>	<b>79,578</b>

The adjustments made to the contract price comprises of volume discounts, returns, credits, etc under the head “Revenue from Operations”.

### Note 20 : Other income

₹ Lakhs		
Particulars	March 31, 2021	March 31, 2020
Interest income on EIR basis		
– Bank deposits	112	186
– Loan to fellow subsidiary (refer note 34A)	906	377
– Others	23	48
<b>Other non - operating income</b>		
Unclaimed balances/liabilities written back (net)	451	187
Rental income	805	969
Foreign exchange fluctuation income	280	–
Fair value gain/ loss on financial instruments at fair value through profit or loss	186	–
Finance income from debt instruments at FVTPL*	9,001	8,972
Profit on sale of investments	–	9
Unwinding of discount on security deposit	67	36
Miscellaneous income	54	93
<b>Total</b>	<b>11,885</b>	<b>10,877</b>

\*Gain on account of fair value movement (refer note 2.2 (s) Debt instruments at FVTPL)

# Notes to the standalone financial statements

for the year ended March 31, 2021

## Note 21 : Cost of materials consumed

₹ Lakhs

Particulars	March 31, 2021	March 31, 2020
<b>Consumption of raw materials</b>		
Inventory at the beginning of the year	3,633	3,432
Add: Purchase during the year	18,326	28,585
Less : Sale of damaged newsprint	99	136
	<b>21,860</b>	<b>31,881</b>
Less: Inventory at the end of the year	4,547	3,633
<b>Total</b>	<b>17,313</b>	<b>28,248</b>

## Note 22 : Changes in inventories

₹ Lakhs

Particulars	March 31, 2021	March 31, 2020
<b>Inventory at the beginning of the year</b>		
– Work -in- progress	44	20
– Scrap and waste papers	90	37
<b>Inventory at the end of the year</b>		
– Work -in- progress	1	44
– Scrap and waste papers	26	90
<b>Changes in inventories</b>		
– Work -in- progress	43	(24)
– Scrap and waste papers	64	(53)
<b>Total</b>	<b>107</b>	<b>(77)</b>

## Note 23 : Employee benefits expense

₹ Lakhs

Particulars	March 31, 2021	March 31, 2020
Salaries, wages and bonus	12,130	11,685
Contribution to provident and other funds (refer note 31)	576	504
Employee Stock Option Scheme (refer note 32)	27	18
Gratuity expense (refer note 31)	234	157
Workmen and Staff welfare expenses	133	191
<b>Total</b>	<b>13,100</b>	<b>12,555</b>

## Note 24 : Finance costs

₹ Lakhs

Particulars	March 31, 2021	March 31, 2020
Interest on debts and borrowings	725	722
Interest on lease liabilities (refer note 43)	79	140
Exchange difference regarded as an adjustment to borrowing costs	46	57
Bank charges	20	30
<b>Total</b>	<b>870</b>	<b>949</b>

## Notes to the standalone financial statements

for the year ended March 31, 2021

### Note 25 : Depreciation and amortization expense

₹ Lakhs

Particulars	March 31, 2021	March 31, 2020
Depreciation of tangible assets (note 3)	2,004	2,108
Depreciation expense of right-of-use assets (note 43)	912	878
Amortization of intangible assets (note 5)	32	36
Depreciation on Investment Properties (note 4)	96	44
<b>Total</b>	<b>3,044</b>	<b>3,066</b>

### Note 26 : Other expenses

₹ Lakhs

Particulars	March 31, 2021	March 31, 2020
Consumption of stores and spares	1,699	2,113
Printing and service charges	3,054	4,421
News service and dispatches	355	438
News content sourcing fees	5,108	7,113
Service charges on advertisement revenue	528	809
Power and fuel	780	1,170
Advertising and sales promotion	1,894	3,278
Freight and Forwarding charges	1,139	1,249
Rent (refer note 43)	633	730
Rates and taxes	47	62
Insurance	236	159
Repairs and maintenance:		
– Plant and machinery	1,007	574
– Building	36	62
– Others	1	11
Travelling and conveyance	1,444	1,643
Communication costs	249	239
Legal and professional fees	2,451	1,662
Payment to auditors (refer note I)	49	53
Director's sitting fees (refer note 34A)	25	37
Foreign exchange differences (net)	–	317
Allowances for bad and doubtful receivables and advances (refer note II)	1,354	940
Loss on sale of property, plant and equipment (includes impairment of property, plant and equipment)	64	23
Fair value loss on investments through profit and loss (refer note III)	–	134
Loss on sale of investment properties	45	35
Provision for impairment on investment properties	194	18
CSR Expenditure (refer note 41)	199	456
Miscellaneous expenses	746	1,183
<b>Total</b>	<b>23,337</b>	<b>28,929</b>

# Notes to the standalone financial statements

for the year ended March 31, 2021

## Note 26 : Other expenses (Contd..)

### Note I : Payment to auditors

₹ Lakhs

Particulars	March 31, 2021	March 31, 2020
<b>As auditor :</b>		
– Audit fee	24	24
– Limited Review	17	17
– Tax audit fee	–	3
– Certification fees	4	4
– Reimbursement of expenses	4	5
<b>Total</b>	<b>49</b>	<b>53</b>

### Note II : Movement of allowances for bad and doubtful receivables and advances

₹ Lakhs

Particulars	Trade Receivables and Other current assets	
	March 31, 2021	March 31, 2020
Opening	3,657	3,065
Add: Provision created (net)	1,354	940
Less: Bad debts written off	810	348
<b>Closing</b>	<b>4,201</b>	<b>3,657</b>

### Note III: Detail of Fair value of Investment through profit and loss (net)

₹ Lakhs

Particulars	March 31, 2021	March 31, 2020
Gain on fair valuation of Investments recognized during the year	(1,393)	–
Loss on fair valuation of Investments recognized during the year	1,207	134
<b>Total</b>	<b>(186)</b>	<b>134</b>

## Note 27 : Other Comprehensive Income

The disaggregation of changes to OCI by each type of reserve in equity is shown below :

### For the year ended March 31, 2021

₹ Lakhs

Particulars	Retained earnings	Cash flow hedging reserve	Costs of hedging reserve	Total
Remeasurement on defined benefit plans	(197)	–	–	(197)
Income tax effect	69	–	–	69
Cash flow hedging reserve	–	124	–	124
Income tax effect	–	(43)	–	(43)
Costs of hedging reserve	–	–	237	237
Income tax effect	–	–	(83)	(83)
<b>Total</b>	<b>(128)</b>	<b>81</b>	<b>154</b>	<b>107</b>

## Notes to the standalone financial statements

for the year ended March 31, 2021

### Note 27 : Other Comprehensive Income (Contd..)

For the year ended March 31, 2020

₹ Lakhs

Particulars	Retained earnings	Cash flow hedging reserve	Costs of hedging reserve	Total
Remeasurement on defined benefit plans	(708)	–	–	(708)
Income tax effect	247	–	–	247
Cash flow hedging reserve	–	(165)	–	(165)
Income tax effect	–	58	–	58
Costs of hedging reserve	–	–	46	46
Income tax effect	–	–	(16)	(16)
<b>Total</b>	<b>(461)</b>	<b>(107)</b>	<b>30</b>	<b>(538)</b>

### Note 28 : Earnings per share (EPS)

Basic EPS amounts are calculated by dividing the profit for the year attributable to equity holders of the Company by the weighted average number of Equity shares outstanding during the year.

Diluted EPS amounts are calculated by dividing the profit attributable to equity holders of the Company by the weighted average number of Equity shares outstanding during the year plus the weighted average number of Equity shares that would be issued on conversion of all the dilutive potential Equity shares into Equity shares.

The following reflects the income and share data used in the basic and diluted EPS computations:

Particulars	March 31, 2021	March 31, 2020
<b>Profit attributable to equity holders (₹ Lakhs)</b>	<b>7,465</b>	<b>11,897</b>
<b>Weighted average number of Equity shares for basic and diluted EPS (Lakhs)</b>	<b>736.72</b>	<b>736.72</b>
<b>Earnings per share</b>		
Basic EPS	10.13	16.15
Diluted EPS	10.13	16.15

### Note 29 : Distribution made and proposed

₹ Lakhs

Particulars	March 31, 2021	March 31, 2020
<b>Dividend on equity shares declared and paid :</b>		
Final dividend for the year ended on March 31, 2020: Nil per share (March 31, 2019 : ₹ 1.20 per share)	–	881
Dividend Distribution tax on final dividend	–	180
	<b>–</b>	<b>1,061</b>
<b>Proposed dividends on Equity shares :</b>		
Dividend proposed for the year ended on March 31, 2021: Nil per share (March 31, 2020: Nil per share)	–	–
Dividend Distribution tax on proposed dividend	–	–
	<b>–</b>	<b>–</b>

# Notes to the standalone financial statements

for the year ended March 31, 2021

## Note 30 : Capital management

For the purpose of the Company's capital management, capital includes issued equity capital, securities premium and all other equity reserves. The primary objective of the Company's capital management is to maximize the shareholder value.

The Company manages its capital structure and makes adjustments in light of changes in economic conditions and the requirements of the financial covenants. To maintain or adjust the capital structure, the Company may adjust the dividend payment to shareholders, return capital to shareholders or issue new shares. The Company monitors capital using a gearing ratio, which is net debt divided by total capital and net debt. The Company includes within net debt, interest bearing loans and borrowings, interest accrued on borrowings, less cash and cash equivalents and other bank balances.

Particulars	₹ Lakhs	
	March 31, 2021	March 31, 2020
Borrowings including current maturity of long term borrowing (refer note 15A)	7,810	11,443
Interest accrued but not due on borrowings and others (refer note 15C)	30	53
<b>Sub-Total</b>	<b>7,840</b>	<b>11,496</b>
Less: Cash and cash equivalents (note 10B)	(2,064)	(1,525)
Less: Other bank balances (note 10C)	(2,005)	(2,006)
<b>Net Debt</b>	<b>3,771</b>	<b>7,965</b>
Equity share capital & other equity	1,59,287	1,51,683
<b>Total capital</b>	<b>1,59,287</b>	<b>1,51,683</b>
<b>Capital and net debt</b>	<b>1,63,058</b>	<b>1,59,648</b>
<b>Gearing ratio</b>	<b>2.31%</b>	<b>4.99%</b>

No changes were made in the objectives, policies or processes for managing capital during the years ended March 31, 2021 and March 31, 2020.

## Note 31 : Employee Benefits

### A. Define Benefit Plan: Gratuity

Particulars	₹ Lakhs	
	March 31, 2021	March 31, 2020
Gratuity plan	1,145	986
<b>Total</b>	<b>1,145</b>	<b>986</b>
<b>Current</b>	<b>1,145</b>	<b>986</b>

The Company has a defined benefit gratuity plan. The gratuity plan is governed by the Payment of Gratuity Act, 1972. Every employee who has completed five years or more of services gets a gratuity on separation at 15 days salary (last drawn salary) for each completed year of service. The gratuity plan is managed through 'HMLV Editorial Employees Gratuity Fund Trust' & 'HMLV Non Editorial and Other Employees Gratuity Fund Trust'. The funds maintained by 'HMLV Editorial Employees Gratuity Fund Trust' & 'HMLV Non Editorial and Other Employees Gratuity Fund Trust' represent plan assets for the Company.

The following tables summarise the components of net benefit expense recognised in the statement of profit or loss and the funded status and amounts recognised in the balance sheet for the respective plans:



## Notes to the standalone financial statements

for the year ended March 31, 2021

### Note 31 : Employee Benefits (Contd..)

#### Gratuity Plan

#### Changes in the defined benefit obligation and fair value of plan assets as at March 31, 2021 :

##### Present value of Obligation

₹ Lakhs

Particulars	March 31, 2021	March 31, 2020
Opening Balance	1,604	1,121
Current Service Cost	166	148
Interest Expense or cost	110	87
Re-measurement (or Actuarial) (gain) / loss arising from:		
– change in demographic assumptions	63	(1)
– change in financial assumptions	106	124
– experience variance (i.e. Actual experience vs assumptions)	80	311
Benefits Paid	(328)	(186)
Transfer In *	56	-
<b>Total</b>	<b>1,857</b>	<b>1,604</b>

\* In relation to transfer of employees from Holding Company and fellow subsidiaries

##### Fair Value of Plan Assets

₹ Lakhs

Particulars	March 31, 2021	March 31, 2020
Opening Balance	618	1,000
Investment Income	42	78
Employer's contribution	-	-
Benefits Paid	-	(186)
Return on plan assets, excluding amount recognised in net interest expenses	52	(274)
<b>Total</b>	<b>712</b>	<b>618</b>

The major categories of plan assets of the fair value of the total plan assets are as follows:

Particulars	Defined gratuity Plan	
	March 31, 2021	March 31, 2020
Investment in Funds managed by Trust	100%	100%

The principal assumptions used in determining gratuity obligation for the Company's plans are shown below:

₹ Lakhs

Particulars	March 31, 2021	March 31, 2020
Discount Rate ( per annum )	6.15%	6.85%
Salary Growth Rate ( per annum )	5%	5%
Withdrawal Rate ( per annum )		
Up to 30 years	13.5%	3%
31 - 44 years	13.5%	2%
Above 44 years	13.5%	1%

# Notes to the standalone financial statements

for the year ended March 31, 2021

## Note 31 : Employee Benefits (Contd..)

A quantitative sensitivity analysis for significant assumption is as shown below:

Particulars	₹ Lakhs	
	March 31, 2021	March 31, 2020
Defined Benefit Obligation (Base)	1,857	1,604

Particulars	As at March 31, 2021		As at March 31, 2020	
	₹ Lakhs			
	Decrease	Increase	Decrease	Increase
Discount Rate (-/+ 1%)	94	(86)	157	(138)
Salary Growth Rate (-/+ 1%)	(88)	94	(141)	158
Attrition Rate (-/+ 50%)	(24)	10	(10)	9

The sensitivity analysis above have been determined based on a method that extrapolates the impact on defined benefit obligation as a result of reasonable changes in key assumptions occurring at the end of the reporting period.

The following payments are expected contributions to the defined benefit plan in future years:

Particulars	₹ Lakhs	
	March 31, 2021	March 31, 2020
Within the next one year (next annual reporting period)	327	87
More than one year and upto five years	974	371
More than five years and upto ten years	946	1,351
More than ten years	345	1,501
<b>Total expected payments</b>	<b>2,592</b>	<b>3,310</b>

Average duration of the defined benefit plan obligation

Particulars	₹ Lakhs	
	March 31, 2021	March 31, 2020
Weighted Average duration	5 years	9 years

### B. Defined Contribution Plan

Particulars	₹ Lakhs	
	March 31, 2021	March 31, 2020
<b>Contribution to Provident and Other funds</b>		
Charged to Statement of Profit and Loss	576	504

### C. Leave Encashment (unfunded)

The Company recognises the leave encashment expenses in the Statement of Profit and Loss based on actuarial valuation.

The expenses recognised in the Statement of Profit and Loss and the Leave Encashment Liability at the beginning and at the end of the year :

Particulars	₹ Lakhs	
	March 31, 2021	March 31, 2020
Liability at the beginning of the year	97	87
Paid during the year	(31)	(14)
Transfer In*	5	–
Provided during the year	9	24
<b>Liability at the end of the year</b>	<b>80</b>	<b>97</b>

\* In relation to transfer of employees from Holding Company and fellow subsidiaries

## Notes to the standalone financial statements

for the year ended March 31, 2021

### Note 32 : Share-based payments

In accordance with the Securities and Exchange Board of India (Share Based Employee benefits) Regulations, 2014 and Ind AS 102 Share-based Payment, the scheme detailed below is managed and administered, compensation benefits in respect of the scheme is assessed and accounted by the company . To have an understanding of the scheme, relevant disclosures are given below.

#### I. Employee Stock Options (ESOPs) granted by Hindustan Media Ventures Limited for eligible employees of the group.

The Hindustan Times Limited and HT Media Limited (the immediate Parent Company) has given loan to “HT Group company’s – Employee Stock Option Trust” which in turn has purchased Equity Shares of the Company for the purpose of granting Options under the ‘HT Group company’s –Employee Stock Option Rules’ (“HT ESOP”), to eligible employees of the group.

#### A. Details of Options granted as on March 31, 2021 are given below:

Type of Arrangement	Date of Grant	Number of options granted	Fair Value on the date of Grant (₹)	Vesting conditions	Weighted average remaining contractual life (in years)	Method of Settlement
Employee Stock Option	September 15, 2007	1,93,782	16.07	¼ of the shares vest each year over a period of four years starting from one year after the date of grant	0.46	Equity
Employee Stock Option	May 20, 2009	11,936	14.39	¼ of the shares vest each year over a period of four years starting from one year after the date of grant	2.14	Equity
Employee Stock Option	February 4, 2010	1,50,729	87.01	50% on the date of grant and 25% vest each year over a period of 2 years starting from the date of grant	2.14	Equity
Employee Stock Option	March 8, 2010	17,510	56.38	¼ of the shares vest each year over a period of four years starting from one year after the date of grant	2.94	Equity
Employee Stock Option	April 1, 2010	4,545	53.87	¼ of the shares vest each year over a period of four years starting from one year after the date of grant	3.01	Equity
Employee Stock Option	October 25, 2019	2,20,376	34.80	¼ of the shares vest each year over a period of four years starting from one year after the date of grant	12.58	Equity

Weighted average fair value of the options outstanding is ₹ 35.72 per option (Previous Year ₹ 35.72 per option).

# Notes to the standalone financial statements

for the year ended March 31, 2021

## Note 32 : Share-based payments (Contd..)

### B. Summary of activity under the plans is given below :

	March 31, 2021		March 31, 2020	
	Number of options	Weighted Average Exercise Price (₹)	Number of options	Weighted Average Exercise Price (₹)
Outstanding at the beginning of the year	2,30,186	71.68	9,810	59.99
Granted during the year	–	–	2,20,376	72.20
Forfeited during the year	–	–	–	–
Exercised during the year	–	–	–	–
Expired during the year	–	–	–	–
Outstanding at the end of the period	2,30,186	71.68	2,30,186	71.68
Exercisable at the end of the period	64,902	70.35	9,810	59.99
Weighted average remaining contractual life (in years)	12.17		13.17	
Weighted Average fair value* option granted	–		34.8	

\*Fair value is calculated as per the Black Scholes Options Pricing Model.

Assumptions used in Black Scholes Options Pricing Model are as follows :

Particulars	31-Mar-20
Risk free interest Rate ( per annum )	6.85%
Expected life	8.25 Years
Expected volatility**	32.85%
Dividend yield ( per annum )	0.93%
Price of the underlining share in market at the time of option grant (₹)	72.20
Exercise price (₹)	72.20
Fair value (₹)	34.80

\*\* Volatility is a measure of the amount by which a price has fluctuated or is expected to fluctuate during a period. The measure of volatility used in the Black-Scholes option-pricing model is the annualized standard deviation of the continuously compounded rates of return on the stock over a period of time.

### C. The details of exercise price for stock options outstanding at the end of the year ended March 31, 2021 are:

A stock option gives an employee, the right to purchase equity shares of the Company at a fixed price within a specific period of time. The details of exercise price for stock options outstanding at the end of the year are as under:

	Range of exercise prices	Number of options outstanding	Weighted average remaining contractual life of options (in years)	Weighted average exercise price (₹)
2020-21	₹ 1.35 to ₹ 72.20	2,30,186	12.17	71.68
2019-20	₹ 1.35 to ₹ 72.20	2,30,186	13.17	71.68

Options granted are exercisable for a maximum period of 14 years after the scheduled vesting date as per the Scheme.

The Company has availed exemption under Ind AS 101 in respect of Share-based payments that had been vested before the transition date. The Company has elected to avail this exemption and accordingly, vested options as on transition date have been measured at intrinsic value .

## Notes to the standalone financial statements

for the year ended March 31, 2021

### Note 32 : Share-based payments (Contd..)

The employee compensation cost (accounting charge for the year) during the year calculated using the fair value of stock options is ₹ 10 Lakhs (March 31, 2020: ₹ 6 lakhs).

The employee compensation cost (accounting charge for the year) calculated using the intrinsic value of stock options is ₹ NIL (March 31, 2020: ₹ NIL)

#### II. The fellow subsidiary, Firefly e-Ventures Limited (FEVL) has given Employee Stock Options (ESOPs) to employees of Hindustan Media Ventures Limited (HMVL).

##### A. Details of these plans are given below:

###### Employee Stock Options

A stock option gives an employee, the right to purchase equity shares of Firefly e-Ventures Limited at a fixed price within a specific period of time. The grant price (or strike price) for options granted during the financial year 2009-10 shall be ₹10 each per option.

##### B. Details of stock options granted during the current year and earlier year are as given below:

Type of arrangement	Date of grant	Options granted (nos.)	Fair value on the grant date (₹)	Vesting conditions	Weighted average contractual life in years as at March 31, 2021 (in years)	Method of Settlement
Employee Stock Options	October 16, 2009	2,24,700	4.82	Starts from the date of listing of Firefly e-Ventures Limited as per the following vesting schedule 25% 12 months from the date of grant 25% 24 months from the date of grant 25% 36 months from the date of grant 25% 48 months from the date of grant	2.55	Equity

##### C. Summary of activity under the plan for the year ended March 31, 2021 and March 31, 2020 are given below:

	March 31, 2021		March 31, 2020	
	Number of options	Weighted-average exercise price (₹)	Number of options	Weighted-average exercise price (₹)
Outstanding at the beginning of the year	2,24,700	10	2,24,700	10
Options related to employees shifted from Firefly to HTML	–	–	–	–
Granted during the year	–	–	–	–
Forfeited during the year	–	–	–	–
Exercised during the year	–	–	–	–
Expired during the year	–	–	–	–
Outstanding at the end of the year	2,24,700	10	2,24,700	10
Weighted average remaining contractual life (in years)		2.55		3.55

# Notes to the standalone financial statements

for the year ended March 31, 2021

## Note 32 : Share-based payments (Contd..)

Weighted average fair value of the options outstanding is ₹ 4.82 per option. Since no options have been exercised during the period, thus weighted average share price has not been disclosed.

The Company has availed exemption under Ind AS 101 in respect of Share-based payments that had been vested before the transition date. The Company has elected to avail this exemption and accordingly, vested options as on transition date have been measured at intrinsic value .

The employee compensation cost (accounting charge for the year) calculated using the intrinsic value of stock options is ₹ NIL (March 31, 2020: ₹ NIL).

\* As subsequent to the year end, above mentioned outstanding options have been forfeited as per the resolution passed by the Board of FEVL on April 5, 2021.

### III. The Holding Company, HT Media Limited has given Employee Stock Options (ESOPs) to employees of Hindustan Media Ventures Limited (HMVL).

#### A. Details of these plans are given below:

##### Employee stock options

A stock option gives an employee, the right to purchase equity shares of HT Media Limited at a fixed price within a specific period of time.

#### B. Details of stock options granted during the current year and earlier year are as given below:

Type of arrangement	Date of grant	Options granted (nos.)	Fair value on the grant date (₹)	Vesting conditions*	Weighted average remaining contractual life in years as at March 31, 2021 (in years)
Employee stock options (Method of settlement- equity)	Oct 24, 2019	3,39,888	9.04	Starts from the date of listing of HT Media Limited as per the following vesting schedule	10.57
	Mar 31, 2021	1,81,628	10.62	75% 12 months from the date of grant 25% 24 months from the date of grant	12.00

#### C. Summary of activity under the plan for the year ended March 31, 2021 are given below.

	31-Mar-21		31-Mar-20	
	Number of options	Weighted-average exercise price (₹)	Number of options	Weighted-average exercise price (₹)
Outstanding at the beginning of the year	3,39,888	19.80	–	–
Granted during the year	1,81,628	21.25	3,39,888	19.80
Forfeited during the year	–	–	–	–
Exercised during the year	–	–	–	–
Expired during the year	–	–	–	–
Outstanding at the end of the year	5,21,516	20.30	3,39,888	19.80
Weighted average remaining contractual life (in years)		11.07		10.34
Weighted average fair value* of options granted during the year		10.62		9.04

## Notes to the standalone financial statements

for the year ended March 31, 2021

### Note 32 : Share-based payments

The employee compensation cost (accounting charge for the year) calculated using the fair value of stock options is ₹ 17 lakhs (Previous year : ₹ 12 Lakhs).

\*Fair value is calculated as per the Black Scholes Options Pricing Model.

Assumptions used in Black Scholes Options Pricing Model are as follows :

Particulars	March 31, 2021	March 31, 2020
Risk free interest Rate ( per annum )	6.37%	6.64%
Expected life	6.625 Years	6.225 Years
Expected volatility**	43.59%	37.29%
Dividend yield ( per annum )	0.87%	1.01%
Price of the underlining share in market at the time of option grant (₹)	21.25	19.80
Exercise price (₹)	21.25	19.80
Fair value (₹)	10.62	9.04

\*\* Volatility is a measure of the amount by which a price has fluctuated or is expected to fluctuate during a period. The measure of volatility used in the Black-Scholes option-pricing model is the annualized standard deviation of the continuously compounded rates of return on the stock over a period of time.

### Note 33 : Commitments and contingencies

#### (a) Commitments

Particulars	₹ Lakhs	
	March 31, 2021	March 31, 2020
<b>Capital Commitments</b>		
Estimated amount of contracts remaining to be executed on capital account and not provided for (net of capital advances)	5,142	3,967

#### (b) Contingent Liabilities

##### A. Claims against the company not acknowledged as debts

Particulars	₹ Lakhs	
	March 31, 2021	March 31, 2020
a) The Company has filed a petition before the Hon'ble Patna High Court against an initial claim for additional contribution of ₹ 73 Lakhs made by Employees State Insurance Corporation (ESIC) relating to the years 1989-90 to 1999-00. The Company has furnished a bank guarantee amounting to ₹ 13 Lakhs to ESIC. The Hon'ble High Court had initially stayed the matter and on July 18, 2012 disposed off the Petition with the Order of "No Coercive Step shall be taken against HMVL" with direction to move for ESI Court. Matter is still pending in Lower Court. There is no further progress in the matter during the year.	73	73
b) The Company has filed a petition before the Hon'ble Patna High Court against the demand of ₹ 10 Lakhs (including interest) for short payment of ESI dues pertaining to the years from 2001 to 2005. The Hon'ble High Court had initially stayed the matter and on July 18, 2012 disposed off the Petition with the Order of "No Coercive Step shall be taken against HMVL" with direction to move for ESI Court. Matter is still pending in Lower Court. There is no further progress in the matter during the year.	10	10

# Notes to the standalone financial statements

for the year ended March 31, 2021

## Note 33 : Commitments and contingencies (Contd..)

- B.** During the current year and as in the previous financial year, the management has received several claims substantially from employees in UP, Jharkhand and Bihar who are either retired or separated from the Company regarding the benefits of Majithia Wage Board recommendations. However, all such claims/ recovery order(s) issued by ALC/ DLC office are generally either stayed by the respective Hon'ble High Court(s) or are pending before ALC/ DLC.

Based on management assessment and current status of the above matter, the management is confident that no provision is required in the financial statements as on March 31, 2021.

- C.** In respect of income tax demand under dispute ₹ 780 Lakhs (previous year ₹ 780 Lakhs) against the same the Company has paid tax under protest of ₹ 112 Lakhs (previous year ₹ 112 Lakhs). The tax demand are mainly on account of disallowances of expenses claimed by the Company under the Income Tax Act. The company is contesting the demands before the appropriate appellate authorities and the management believes that Company's tax positions are likely to be upheld by such authorities. No tax expenses have been accrued in the financial statements for these tax demands.

## Note 34 : Related party transactions

### i) List of Related Parties and Relationships:-

Name of related parties where control exists whether transactions have occurred or not.	HT Media Limited (Holding Company or Parent Company) The Hindustan Times Limited # Earthstone Holding (Two) Private Limited## (Ultimate controlling party is the Promoter Group)
Subsidiary (with whom transactions have occurred during the year)	HT Noida (Company) Limited (w.e.f. February 11, 2020)
Joint Venture (with whom transactions have occurred during the year)	HT Content Studio LLP (w.e.f. August 21, 2019)
Fellow Subsidiaries (with whom transactions have occurred during the year)	Next Radio Limited (w.e.f. April 15, 2019) HT Mobile Solutions Limited HT Overseas Pte. Ltd. Digicontent Limited Mosaic Media Ventures Private Limited (w.e.f. December 02, 2020) HT Digital Streams Limited
Key Management Personnel (with whom transactions have occurred during the year)	Mr. Shamit Bhartia (Managing Director) Mr. Praveen Someshwar (Managing Director) Mr. Ashwani Windlass (Non-Executive Independent Director) Ms. Savitri Kunadi (Non-Executive Independent Director w.e.f. May 9, 2019) Mr. Piyush G Mankad (ceased to be (Non-Executive Independent Director w.e.f. April 1, 2019)) Mr. Shardul S. Shroff (ceased to be (Non-Executive Independent Director w.e.f. April 1, 2019)) Dr. Mukesh Aghi (Non-Executive Independent Director) Mr. Ajay Relan (Non-Executive Independent Director)
Relatives of Key Management Personnel (with whom transactions have occurred during the year)	Mrs. Tripti Someshwar (Relative of Mr. Praveen Someshwar)

# The Hindustan Times Limited (HTL) does not hold any direct investment in the Company. However, HTL's subsidiary HT Media Limited holds shares in the Company.

## Earthstone Holding (Two) Private Limited (formerly known as Earthstone Holding (Two) Limited) is the holding Company of The Hindustan Times Limited.



## Notes to the standalone financial statements

for the year ended March 31, 2021

### Note 34 : Related party transactions (Contd..)

#### ii) Transactions with related parties

Refer note 34 A

#### iii) Terms and conditions of transactions with related parties

The sales to and purchases from related parties are made on terms equivalent to those that prevail in arm's length transactions. Outstanding balances at the year-end are unsecured and interest free and settlement occurs in cash (other than Inter-Corporate Deposits) . There have been no guarantees provided or received for any related party receivables or payables.

### Note 34A Transactions during the year with related parties (refer note A)

₹ Lakhs

Particulars	Holding Company		Subsidiary		Joint Venture		Fellow Subsidiaries		Key Managerial Personnel(KMP) (refer note B)		Relatives of Key Management Personnel (KMP's)		Total	
	Mar-21	Mar-20	Mar-21	Mar-20	Mar-21	Mar-20	Mar-21	Mar-20	Mar-21	Mar-20	Mar-21	Mar-20	Mar-21	Mar-20
<b>REVENUE TRANSACTIONS</b>														
<b>INCOME</b>														
Jobwork revenue	233	390	—	—	—	—	—	—	—	—	—	—	233	390
Sale of advertisement space in publication	161	309	—	—	—	—	55	75	—	—	—	—	216	384
Sale of newspaper for circulation	1,391	2,073	—	—	—	—	—	—	—	—	—	—	1,391	2,073
Infrastructure support services (seats) given	18	24	—	—	—	—	691	792	—	—	—	—	709	816
Media marketing commission & collection charges received	69	80	—	—	—	—	2	—	—	—	—	—	71	80
Rent received	29	29	—	—	—	—	—	—	—	—	—	—	29	29
Interest on inter corporate loan	—	—	121	—	—	—	785	377	—	—	—	—	906	377
Share of revenue on joint sale	126	627	—	—	—	—	—	—	—	—	—	—	126	627
<b>EXPENSE</b>														
Purchase of stores & spares material	11	5	—	—	—	—	—	—	—	—	—	—	11	5
Printing / service charges paid	1,386	2,356	—	—	—	—	—	—	—	—	—	—	1,386	2,356
Share of revenue given on joint sales / revenue sharing	51	4	—	—	—	—	3	9	—	—	—	—	54	13
Advertisement expenses	6	81	—	—	—	—	143	83	—	—	—	—	149	164
Purchase of newspaper for circulation	184	288	—	—	—	—	—	—	—	—	—	—	184	288
Infrastructure support services (seats) taken	127	107	—	—	—	—	—	—	—	—	—	—	127	107
Media marketing commission & collection charges paid	319	567	—	—	—	—	—	—	—	—	—	—	319	567
Rent and maintenance charges	1,170	1,466	—	—	—	—	—	—	—	—	—	—	1,170	1,466
Remuneration paid to key managerial personnel	—	—	—	—	—	—	—	—	840	971	—	—	840	971

# Notes to the standalone financial statements

for the year ended March 31, 2021

₹ Lakhs

Particulars	Holding Company		Subsidiary		Joint Venture		Fellow Subsidiaries		Key Managerial Personnel(KMP) (refer note B)		Relatives of Key Management Personnel (KMP's)		Total	
	Mar-21	Mar-20	Mar-21	Mar-20	Mar-21	Mar-20	Mar-21	Mar-20	Mar-21	Mar-20	Mar-21	Mar-20	Mar-21	Mar-20
Non executive director's sitting fee and commission	-	-	-	-	-	-	-	-	25	72	-	-	25	72
Fee for newsprint procurement support services	-	-	-	-	-	-	37	3	-	-	-	-	37	3
News content procurement fees	-	-	-	-	-	-	4,979	6,935	-	-	-	-	4,979	6,935
Payment of car lease	-	-	-	-	-	-	-	-	-	-	20	20	20	20
<b>OTHERS</b>														
Reimbursement of expenses incurred on behalf of the company by parties	209	232	-	-	-	-	1	-	-	-	-	-	210	232
Reimbursement of expenses incurred on behalf of the party by company	46	30	-	-	-	-	-	-	-	-	-	-	46	30
Inter corporate deposit given by the company	-	-	1,770	-	-	-	1,950	6,050	-	-	-	-	3,720	6,050
Inter corporate deposit refunded back	-	-	-	-	-	-	4,995	-	-	-	-	-	4,995	-
Purchase of property, plant and equipment & intangible assets by company	-	26	-	-	-	-	-	-	-	-	-	-	-	26
Sale of property, plant and equipment by company	-	11	-	-	-	-	-	-	-	-	-	-	-	11
Material on loan taken and subsequently given back	5	-	-	-	-	-	-	-	-	-	-	-	5	-
Security deposit paid	48	279	-	-	-	-	-	-	-	-	-	-	48	279
Security deposit received	72	60	-	-	-	-	-	-	-	-	-	-	72	60
Dividend paid	-	654	-	-	-	-	-	-	-	-	-	-	-	654
Investment made in shares	-	-	1,600	5	276	324	-	-	-	-	-	-	1,876	329
<b>BALANCE OUTSTANDING</b>														
Investment in shares/ investment in form of capital contribution	-	-	1,605	5	600	324	-	-	-	-	-	-	2,205	329
Trade and other receivables	738	1,823	-	-	-	-	29	54	-	-	-	-	767	1,877
Trade payables	626	368	-	-	-	-	1,056	444	-	-	2	2	1,684	814
Inter corporate deposit & interest accrued on it	-	-	1,785	-	-	-	3,268	6,389	-	-	-	-	5,053	6,389
Security deposits paid by the company (undiscounted value)	1,494	1,446	-	-	-	-	-	-	-	-	-	-	1,494	1,446
Security deposits received by the company	647	575	-	-	-	-	-	-	-	-	-	-	647	575

**Note A:-**The transactions above do not include gst, service tax, vat etc.

**Note B -** 'Key Management Personnel and Relatives of Promoters who are under the employment of the Company are entitled to post-employment benefits and other long term employee benefits recognised as per Ind-AS 19 - 'Employee Benefits' in the financial statements. As these employee benefits are lump sum amounts provided on the basis of actuarial valuation, the same is not included above. Accordingly, the above mentioned payment is in the nature of short term employee benefits.

## Notes to the standalone financial statements

for the year ended March 31, 2021

### Note 35 : Segment information

The Company is engaged mainly into the business of printing and publishing of newspaper & periodicals and there are no other reportable segments as per Ind AS 108 on Operating Segments. The management of the Company monitors the operating results of the aforesaid business for the purpose of making decisions about resource allocation and performance assessment.

Geographical revenue is allocated based on the location of the customers. The Company sells its products mostly within India with insignificant export income and does not have any operations in economic environments with different risks and returns and hence, it has been considered as to be operating in a single geographical location.

#### Information about major customers:

No single customer represents 10% or more of the Company's total revenue during the year ended March 31, 2021 and March 31, 2020.

### Note 36 : Hedging activities and derivatives

#### Derivatives not designated as hedging instruments

The company uses foreign exchange forward contracts, to manage its foreign currency exposures other than ECB Loan. These contracts are not designated as cash flow hedges and are entered into for periods consistent with underlying transactions exposure.

#### Derivatives designated as hedging instruments

The Company has taken USD 100 lakhs ECB Loan with floating rate of interest. The Company has taken Call Spread option to mitigate foreign currency risk in relation to repayment of principal amount of USD 100 lakhs and Interest Rate Swap (Floating to Fixed) to mitigate interest rate risk. The Company designates (Cash Flow Hedge):

- Intrinsic Value of Call Spread option to hedge foreign currency risk for repayment of Principal Amount in relation to ECB Loan availed in USD.
- Interest Rate Swap (Floating to Fixed) to hedge interest rate risk in respect of Floating rate of interest in relation to ECB Loan.

#### For year ended 31 March 2021

#### Disclosure of effects of hedge accounting on financial position:

Type of hedge and risks	Nominal value (Notional amount being used to calculate payments made on hedge instrument )	Carrying amount of hedging instrument		Line item in balance sheet that includes hedging instrument	Maturity	Hedge ratio	Average strike rate of hedging instrument
		Assets in ₹ Lakhs	Liabilities in ₹ Lakhs				
<b>Cash flow hedge</b>							
<b>Foreign exchange risk</b>							
Foreign currency options	USD 100 Lakhs (O/s USD 62.5 Lakhs)	352		Financial Asset at FVOCI (refer note 6D)	31 May 2018 to 31 May 2023	1:1	70.28
							<b>Fixed Interest rate</b>
<b>Interest rate risk</b>							
Interest rate swap	USD 100 Lakhs (O/s USD 62.5 Lakhs)		162	Financial Liability at FVTPL (refer note 15C)	31 May 2018 to 31 May 2023	1:1	3.66%

# Notes to the standalone financial statements

for the year ended March 31, 2021

## Note 36 : Hedging activities and derivatives (Contd..)

₹ Lakhs

Type of hedge and risks	Changes in fair value of hedging instrument recognised in OCI	Hedge ineffective-ness recognised in profit or (loss)	Line item in statement of profit and loss that includes recognised hedge ineffectiveness	Amount reclassified from cash flow hedging reserve to profit or loss	Line item affected in statement of profit and loss because of the reclassification	Cost of Hedging recognised in OCI	Amount reclassified from cost of hedging reserve to profit or loss	Line item affected in statement of profit and loss because of the reclassification
<b>Cash flow hedge</b>								
<b>Foreign exchange risk</b>								
Foreign currency options	268	88	Foreign Exchange Loss	268	Foreign Exchange Loss	104	133	Finance Cost
<b>Interest rate risk</b>								
Interest rate swap	124							

### For year ended 31 March 2020

#### Disclosure of effects of hedge accounting on financial position:

Type of hedge and risks	Nominal value (Notional amount being used to calculate payments made on hedge instrument)	Carrying amount of hedging instrument		Line item in balance sheet that includes hedging instrument	Maturity	Hedge ratio	Average strike rate of hedging instrument
		Assets in ₹ Lakhs	Liabilities in ₹ Lakhs				
<b>Cash flow hedge</b>							
<b>Foreign exchange risk</b>							
Foreign currency options	USD 100 Lakhs (O/s USD 87.5 Lakhs)	619	–	Financial Asset at FVOCI (refer note 6D)	31 May 2018 to 31 May 2023	1:1	71.50
							Fixed Interest rate
<b>Interest rate risk</b>							
Interest rate swap	USD 100 Lakhs (O/s USD 87.5 Lakhs)		287	Financial Liability at FVTPL (refer note 15C)	31 May 2018 to 31 May 2023	1:1	3.66%

₹ Lakhs

Type of hedge and risks	Changes in fair value of hedging instrument recognised in OCI	Hedge ineffective-ness recognised in profit or (loss)	Line item in statement of profit and loss that includes recognised hedge ineffectiveness	Amount reclassified from cash flow hedging reserve to profit or loss	Line item affected in statement of profit and loss because of the reclassification	Cost of Hedging recognised in OCI	Amount reclassified from cost of hedging reserve to profit or loss	Line item affected in statement of profit and loss because of the reclassification
<b>Cash flow hedge</b>								
<b>Foreign exchange risk</b>								
Foreign currency options	449	90	Foreign Exchange Loss	449	Foreign Exchange Loss	126	171	Finance Cost
<b>Interest rate risk</b>								
Interest rate swap	165							

## Notes to the standalone financial statements

for the year ended March 31, 2021

### Note 36 : Hedging activities and derivatives (Contd..)

#### Movements in cash flow hedging reserve :

₹ Lakhs

Risk category	Foreign currency risk		Interest rate risk	Total
	Foreign currency options		Interest rate swaps	
<b>Derivative instruments</b>				
Cash flow hedging reserve				
As at April 1, 2019 (after tax)		–	(79)	(79)
Add: Changes in intrinsic value of foreign currency options	449		–	449
Add: Changes in fair value of interest rate swaps			(165)	(165)
Less: Amounts reclassified to profit or loss	(449)		–	(449)
As at March 31, 2020 (before tax)		–	(244)	(244)
Less: Deferred tax relating to FY 19-20	0		(58)	(58)
As at March 31, 2020 (after tax)		–	<b>(186)</b>	<b>(186)</b>
Add: Changes in intrinsic value of foreign currency options	(268)		–	(268)
Add: Changes in fair value of interest rate swaps			124	124
Less: Amounts reclassified to profit or loss	268		–	268
As at March 31, 2021 (before tax)		–	(62)	(62)
Less: Deferred tax relating to FY 20-21			43	43
<b>As at March 31, 2021 (after tax)</b>		–	<b>(105)</b>	<b>(105)</b>

#### Movements in costs of hedging reserve :

₹ Lakhs

	Foreign currency risk	
	Foreign currency options	
<b>Costs of hedging reserve</b>		
As at April 1, 2019 (after tax)		(207)
Add: Deferred costs of hedging-transaction related- Deferred time value of foreign currency option contracts		(126)
Add: Amount reclassified from cost of hedging reserve to profit or loss		171
As at March 31, 2020 (before tax)		(162)
Less: Deferred tax relating to FY 19-20		16
As at March 31, 2020 (after tax)		<b>(178)</b>
Add: Deferred costs of hedging-transaction related- Deferred time value of foreign currency option contracts		104
Add: Amount reclassified from cost of hedging reserve to profit or loss		133
As at March 31, 2021 (before tax)		59
Less: Deferred tax relating to FY 20-21		83
<b>As at March 31, 2021 (after tax)</b>		<b>(24)</b>

#### Hedge Effectiveness

Hedge effectiveness is determined at the inception of the hedge relationship, and through periodic prospective effectiveness assessments to ensure that an economic relationship exists between the hedged item and hedging instrument.

The Company enters into hedge relationships where the critical terms of the hedging instrument match exactly with the terms of the hedged item. The Company performs a qualitative assessment of effectiveness. As all critical terms matched during the year, the economic relationship was 100% effective.

# Notes to the standalone financial statements

for the year ended March 31, 2021

## Note 37 : Fair values

Set out below, is a comparison by class of the carrying amounts and fair value of the Company's financial instruments:

₹ Lakhs

Particulars	Carrying value		Fair value		Fair Value measurement hierarchy level
	March 31, 2021	March 31, 2020	March 31, 2021	March 31, 2020	
<b>Financial assets measured at Amortised Cost</b>					
Loans (refer note 6C)	6,559	7,708	6,559	7,708	Level 2
Margin money (held as security in form of fixed deposit) [refer note 6D]	21	21	21	21	Level 2
<b>Financial assets measured at fair value through other comprehensive income</b>					
Forex derivative contract (designated as hedge) (refer note 6D)	352	619	352	619	Level 2
<b>Financial assets measured at fair value through profit and loss</b>					
Investment in equity instruments and a warrants (refer note 6B)	2,698	1,871	2,698	1,871	Level 3
Investment in preference securities (refer note 6B)	11,008	1,320	11,008	1,320	Level 3
Investment in preference securities (refer note 6B)	5,151	–	5,151	–	Level 2
Investment in mutual funds including current portion (refer note 6B)	1,20,611	1,15,033	1,20,611	1,15,033	Level 1
Investment in Market Linked Debentures (refer note 6B)	2,123	–	2,123	–	Level 1
<b>Financial Liabilities measured at Amortised Cost</b>					
ECB Loan from Bank including current portion of long term borrowing (refer note 15A)	4,569	6,611	4,569	6,611	Level 2
Liability-Premium Call Option including current portion (refer note 15C)	143	288	143	288	Level 2
<b>Financial Liabilities measured at fair value through profit and loss</b>					
Derivative Liability-IRS (refer note 15C)	162	287	162	287	Level 2

The management assessed that fair value of trade receivables, cash and cash equivalents, other bank balances, other current non- derivative financial assets, short- term borrowings, trade payables and other current non- derivative financial liabilities approximate their carrying amounts largely due to the short-term maturities of these instruments. The fair value of the financial assets and liabilities is included at the amount at which the instrument could be exchanged in a current transaction between willing parties, other than in a forced or liquidation sale. The following methods and assumptions were used to estimate the fair values:

- The fair values of Long term interest-bearing borrowings are determined by using Discounted Cash Flow (DCF) method using discount rate that reflects the issuer's borrowing rate as at the end of the reporting period. The own non performance risk was assessed to be insignificant.
- The fair values of the investment in unquoted equity shares/preference shares have been estimated using a Discounted cash Flow (DCF) model and/or comparable investment price such as last round of funding made in the investee Company. The valuation requires management to make certain assumptions about the model Inputs, including forecast cash flows, discount rate, credit risk and volatility. The probabilities of the various estimates within the Range can be reasonably assessed and are used in management's estimate of fair value for these unquoted investments.

## Notes to the standalone financial statements

for the year ended March 31, 2021

### Note 37 : Fair values (Contd..)

- The Company has investment in quoted mutual funds being valued at Net Asset value.
- Investments in quoted market linked debentures being valued basis CRISIL valuation report available on their website.
- Fixed bank deposits with more than 12 months maturity has been derived basis the interest accrued on fixed deposits upto the balance sheet date.
- The Company invests in quoted equity shares valued at closing price of stock on recognized stock exchange.
- The Company enters into derivative financial instruments such as foreign exchange forward contracts, call option spreads, interest rate swaps etc. being valued using valuation techniques, which employs the use of market observable inputs. The company uses Mark to Market valuation provided by Bank for valuation of these derivative contracts.
- The loans given are evaluated by the company based on parameters such as interest rate, risk factors, risk characteristics and individual credit-worthiness of the counterparty. Based on this evaluation, allowances are taken into account for the expected losses.

The significant unobservable inputs used in the fair value measurement categorised within Level 3 of the fair value hierarchy together with a quantitative sensitivity analysis as at March 31, 2021 and March 31, 2020 are as shown below:

#### Description of significant unobservable inputs to valuation as at March 31, 2021:

Particulars	Valuation technique	Significant unobservable inputs	Range (weighted average)	Increase to fair value (₹ lakhs)	Decrease to fair value (₹ Lakhs)
Investment in equity instruments at Level 3*	Option	EV/Revenue Multiple (+/- 5%)	8.5x-9x	84	(81)
		Volatility (+/- 5%)	25.5% - 54%	175	(176)
	Pricing Model	Terminal growth rate (+/- 1%)	2%-5%	110	(91)
		Discount for lack of marketability (+/- 5%)	15%- 20%	(93)	94
		Weighted average cost of capital (+/- 1%)	11.75%- 40%	(192)	224

\*The sensitivity analysis disclosures in relation to certain equity instruments and preference shares investments classified at FVTPL is not been disclosed since the management believes that there is no movement in the fair value on the reporting date.

#### Description of significant unobservable inputs to valuation as at March 31, 2020:

₹ Lakhs					
Particulars	Valuation technique	Significant unobservable inputs	Range (weighted average)	Increase to fair value (₹ lakhs)	Decrease to fair value (₹ Lakhs)
Investment in equity instruments at Level 3	Option	EV/Revenue Multiple (+/- 5%)	15X	192	(182)
		Volatility (+/- 5%)	41%	268	269
	Pricing Model	Environment Risk (+/- 5%)	5%	(71)	71
		Discount for lack of marketability (+/- 5%)	10%	(75)	75

# Notes to the standalone financial statements

for the year ended March 31, 2021

## Note 37 : Fair values (Contd..)

### Reconciliation of fair value measurement of investment in equity instruments measured at FVTPL (Level III) :

Particulars	₹ Lakhs
Total	Total
<b>As at April 1, 2019</b>	<b>1,485</b>
Purchases	1,840
Impact of fair value movement	(134)
<b>As at March 31, 2020</b>	<b>3,191</b>
Purchases	11,446
Impact of fair value movement	(931)
<b>As at March 31, 2021</b>	<b>13,706</b>

## Note 38 : Financial risk management objectives and policies

The company's principal financial liabilities, other than derivatives, comprise loans and borrowings and trade & other payables. The main purpose of these financial liabilities is to finance the company's operations and to support its operations. The company's principal financial assets, other than derivatives comprise investments, loans given, trade and other receivables and cash and cash equivalents that derive directly from its operations. The company also enters into foreign exchange derivative transactions.

The company is exposed to market risk, credit risk and liquidity risk. The company's senior management oversees the mitigation of these risks. The company's financial risk activities are governed by appropriate policies and procedures and that financial risks are identified, measured and managed in accordance with the company's policies and risk objectives. All derivative activities for risk management purposes are carried out by specialist teams that have the appropriate skills, experience and supervision. It is the company's policy that no trading in foreign exchange derivatives for speculative purposes will be undertaken. The policies for managing each of these risks, which are summarised below:-

### 1) Market risk

Market risk is the risk that the fair value of future cash flows of a financial instrument will fluctuate because of changes in market prices. Market risk comprises three types of risk: interest rate risk, currency risk and equity price risk. Financial instruments affected by market risk include loans and borrowings, deposits and derivative financial instruments.

The sensitivity analysis in the following sections relate to the position as at March 31, 2021 and March 31, 2020.

The analysis exclude the impact of movements in market variables on: the carrying values of gratuity and other post-employment obligations and provisions.

The sensitivity of the relevant profit and loss item is the effect of the assumed changes in respective market risks. This is based on the financial assets and financial liabilities held at March 31, 2021 and March 31, 2020.

#### (i) Interest rate risk

Interest rate risk is the risk that the fair value or future cash flows of a financial instrument will fluctuate because of changes in market interest rates. The companies exposure to the risk of changes in market interest rates relates primarily to the ECB Borrowings with floating interest rates.

The Company manages interest rate risk by taking interest rate swap (floating to fixed). Refer note 36 for details.



## Notes to the standalone financial statements

for the year ended March 31, 2021

### Note 38 : Financial risk management objectives and policies (Contd..)

The Sensitivity Analysis for impact on OCI in relation to interest rate swap for year ended 31 March 2021 and 2020 :

Particulars	MTM Valuation		Impact on OCI (₹ Lakhs)			
			March 31, 2021		March 31, 2020	
Interest rate swap	10%	-10%	(12)	12	16	(16)

#### (ii) Foreign currency risk

Foreign currency risk is the risk that the fair value or future cash flows of an exposure will fluctuate because of changes in foreign exchange rates. The company's exposure to the risk of changes in foreign exchange rates relates primarily to the company's operating activities (when revenue or expense is denominated in a foreign currency), investments & borrowing in foreign currency etc.

The company manages its foreign currency risk by hedging foreign currency transactions with forward covers and option contracts, if required. These transactions generally relate to purchase of imported newsprint & borrowings in foreign currency.

When a derivative is entered into for the purpose of being a hedge, the company negotiates the terms of those derivatives to match the terms of the underlying exposure.

#### Foreign currency sensitivity- Unhedged Foreign Currency Exposure

The following tables demonstrate the sensitivity to a reasonably possible change in exchange rates, with all other variables held constant. The impact on the company's profit before tax is due to changes in the fair value of monetary assets and liabilities.

Particulars	Outstanding Balances (Foreign Currency lakhs)		Change in Foreign Currency rate		Effect on profit before tax (₹ Lakhs)	
	March 31, 2021	March 31, 2020	March 31, 2021	March 31, 2020	March 31, 2021	March 31, 2020
	<b>Change in USD rate</b>					
Trade Payables	22	19	+ / (-) 1%	+ / (-) 1%	16	14
Buyer's credit	27	49	+ / (-) 1%	+ / (-) 1%	20	37
Interest Payable	1	1	+ / (-) 1%	+ / (-) 1%	0	1

#### (iii) Equity/Preference price risk

The company's listed and non-listed equity/preference securities are susceptible to market price risk arising from uncertainties about future values of the investment securities. The Company manages the equity/preference price risk through diversification and by placing limits on individual and total equity/preference instruments. Reports on the equity/preference portfolio are submitted to the company's senior management on a regular basis. The company's Investment Committee approves all equity/preference investment decisions (refer note 37).

## 2) Credit risk

Credit risk is the risk that counterparty will not meet its obligations under a financial instrument or customer contract, leading to a financial loss. The company is exposed to credit risk from its operating activities (primarily trade receivables) and from its financing activities, including deposits with banks and financial institutions, foreign exchange transactions and other financial instruments.

# Notes to the standalone financial statements

for the year ended March 31, 2021

## Note 38 : Financial risk management objectives and policies (Contd..)

### Trade receivables and Other Financial Assets at amortised cost

An impairment analysis is performed at each reporting date on an individual basis for major clients. The maximum exposure to credit risk at the reporting date is the carrying value of each class of financial assets disclosed in Note 10A and 6D.

The Company evaluates the concentration of risk with respect to trade receivables and contract assets as low, as its customers are located in several jurisdictions and industries and operate in largely independent markets.

### Financial instruments and cash deposits

Credit risk from balances with banks and financial institutions is managed by the Company's treasury department in accordance with the company's policy. Investments of surplus funds are made as per guidelines and within limits approved by Board of Directors. Board of Directors/ Management reviews and update guidelines, time to time as per requirement. The guidelines are set to minimize the concentration of risks and therefore mitigate financial loss through counterparty's potential failure to make payments.

### Liquidity risk

The Company monitors its risk of a shortage of funds using a liquidity mechanism.

The Company's objective is to maintain a balance between continuity of funding and flexibility through the use of Bank loans & liquid MF Investments.

65% of the Company's borrowings will mature in less than one year at March 31, 2021 (March 31, 2020: 59%) based on the carrying value of borrowings reflected in the financial statements.

The Company assessed the concentration of risk with respect to refinancing its debt and concluded it to be low. The Company has access to a sufficient variety of sources of funding i.e. investments / Bank limits for Borrowing/ cash accrual from Operation and debt maturing within 12 months can be paid/ rolled over with existing lenders.

The Company has positive working capital position and positive Net Assets position as on 31 March, 2021. Accordingly, no liquidity risk is perceived. The Company has available undrawn borrowing facilities of ₹ 34,584 lakhs as at 31 March, 2021 (March 31, 2020: ₹ 16,500 lakhs).

The table below summarizes the maturity profile of the Company's financial liabilities:

	₹ Lakhs		
	Within 1 year	More than 1 years	Total
<b>As at March 31, 2021</b>			
Borrowings (refer note 15A)	3,241	2,741	5,982
Lease liabilities (refer note 15D)	720	246	966
Trade and other payables (refer note 15B)	9,846	–	9,846
Other financial liabilities (refer note 15C)	29,619	149	29,768
<b>As at March 31, 2020</b>			
Borrowings (refer note 15A)	4,832	4,722	9,554
Lease liabilities (refer note 15D)	1,038	1,136	2,174
Trade and other payables (refer note 15B)	8,518	–	8,518
Other financial liabilities (refer note 15C)	14,640	352	14,992

### Collateral

The Company has pledged part of its Investment in Mutual Funds in order to fulfill the collateral requirements for Borrowing. At March 31, 2021 and March 31, 2020, the invested values of the Investment in Mutual Funds pledged were ₹ 19,818 Lakhs

## Notes to the standalone financial statements

for the year ended March 31, 2021

### Note 38 : Financial risk management objectives and policies (Contd..)

Fair value [Original cost: ₹ 16,103 Lakhs] and ₹ 17,914 Lakhs Fair value [Original Cost : ₹ 15,303 Lakhs] respectively. The counterparties have an obligation to return the securities to the company and the company has an obligation to repay the borrowing to the counterparties upon maturity/ Due Date / mutual agreement. There are no other significant terms and conditions associated with the use of collateral securities except pledge given against outstanding Bank facilities (details are provided in borrowing note, refer note 15 A).

### Note 39 : Standards issued but not yet effective

Ministry of Corporate Affairs ("MCA") notifies new standard or amendments to the existing standards. There is no such notification which would have been applicable from April 1, 2021.

### Note 40: Based on the information available with the Company, Details of dues to Micro and Small Enterprises as defined under the MSMED Act, 2006

Particulars	₹ Lakhs	
	As at March 31, 2021	As at March 31, 2020
Principal Amount	408	111
Interest due thereon at the end of the accounting year	–	0
The amount of interest paid by the buyer in terms of Section 16, of the MSMED Act, 2006 along with the amounts of the payment made to the supplier beyond the appointed day during each accounting year	–	–
The amount of interest due and payable for the year for delay in making payment (which have been paid but beyond the appointed day during the year) but without adding the interest specified under MSMED Act, 2006.	–	–
The amount of interest accrued and remaining unpaid at the end of the accounting year	1	0
The amount of further interest remaining due and payable even in the succeeding years, until such date when the interest dues as above are actually paid to the small enterprise for the purpose of disallowance as a deductible expenditure under Section 23 of MSMED Act, 2006.	–	–

### Note 41 : Details of CSR Expenditure

Pursuant to the applicability of CSR (Corporate Social Responsibility) provisions of the Companies Act, 2013 the Company has made the requisite expenditure towards CSR as per details below :

Particulars	₹ Lakhs	
	For the year ended March 31, 2021	For the year ended March 31, 2020
(a) Gross amount required to be spent by the company during the year	181	400
(b) Amount approved by the Board to be spent during the year	182	400
(c) Amount spent during the year on:		
(i) Construction / acquisition of any asset	–	–
(ii) On purposes other than (i) above	182	382
(d) Amount carried forward from previous year for setting off in the current year	–	–
(e) Excess amount spend during the year carried forward to subsequent year	1	–

# Notes to the standalone financial statements

for the year ended March 31, 2021

## Note 41 : Details of CSR Expenditure (Contd..)

(f) The company has spent excess amount and details of the same are as follows:-

₹ Lakhs					
Financial Year	Opening Balance	Amount required to be spent during the year	Amount spent during the year	Balance not carried forward to next year	Balance carried forward to next year
2020-21	–	181	182	–	1

(g) Details of amount spent during the year ended March 31, 2021:

CSR Project or activity identified	Amount spent/ contributed on the projects or programs (₹ Lakhs)	Amount spent : Direct or through implementing agency
Integrated and Transformational Village Development -Rural	12	Direct contribution
Healthy Hindustan - Preventive Health Camps	100	Direct contribution
Hindustan E-Olympiad	17	Direct contribution
COVID-19 FY2020-21 (year FY 2019-20 ₹ 18 Lakhs)*	51	Direct contribution
THub Digital Innovation	20	Direct contribution
<b>Total</b>	<b>200</b>	

\*The shortfall in amount spent in previous year ended March 31, 2020 amounting to ₹ 18 lakhs was related to COVID-19. The amount has been spent in current year.

(h) Details of amount spent during the year ended March 31, 2020:

CSR Project or activity identified	Amount spent/ contributed on the projects or programs (₹ Lakhs)	Amount spent : Direct or through implementing agency
Integrated and Transformational Village Development -Rural (year FY 2018-19 ₹ 4 Lakhs)	39	Direct contribution
Healthy Hindustan - Preventive Health Camps	183	Direct contribution
Healthy Uttarakhand - Preventive Health Camps	30	Through Manorama Devi Birla Charitable Trust
Educational & skill Development	32	Through HT Foundation for change (HTFFC)
Kanyadhan Yojna	27	Direct contribution
Swch Ghat Abhiyan	10	Direct contribution
Kabaddi League (year FY 2018-19 ₹ 65 Lakhs)	82	Direct contribution
Village pond adoption (year FY 2018-19 ₹ 4 Lakhs)	4	Direct contribution
Preventive care & Disaster management including relief, rehabilitation and reconstruction activities	12	Direct contribution
<b>Total</b>	<b>456</b>	

The shortfall in amount spent in year ended March 31, 2019 amounting to ₹ 73 lakhs was related to the development of the Kund in the Integrated and transformational village development project , Kabaddi League and Village pond adoption. The project was completed in year ended March 31, 2020. The shortfall for the year ended March 31, 2020 is ₹ 18 lakhs.

## Notes to the standalone financial statements

for the year ended March 31, 2021

**Note 42: Details of Loans and Advances to subsidiaries, associates and firm/companies in which directors are interested (as required by Regulation 34(3) of (Listing Obligations and Disclosure Requirements) Regulations, 2015)**

₹ Lakhs

Particulars	March 31, 2021	March 31, 2020
<b>Loans and Advances to subsidiaries</b>		
<b>1) Next Radio Limited (Fellow subsidiary)</b>		
– Maximum amount due at any time during the year(including accrued Interest)	9,011	6,389
– Closing Balance at the end of the year	3,268	6,389
<b>2) HT Noida Company Limited (subsidiary)</b>		
– Maximum amount due at any time during the year(including accrued Interest)	1,785	–
– Closing Balance at the end of the year	1,785	–

### Note 43: Leases

#### Leases as Lessee

The Company has taken various residential, office and godown premises under lease arrangements.

#### i) The details of the right-of-use asset held by the Company is as follows:

₹ Lakhs

Particulars	Leasehold Land	Leasehold Vehicle	Buildings	Total
<b>Balance at 1 April 2019</b>	3,686	–	326	4,012
Reclassification from prepaid rent	–	–	16	16
Additions to right-of-use assets	–	50	2,860	2,910
Derecognition of right-of-use assets	(98)	–	–	(98)
Depreciation charge for the year	(45)	(3)	(830)	(878)
<b>Balance at 31 March 2020</b>	<b>3,543</b>	<b>47</b>	<b>2,372</b>	<b>5,962</b>
Reclassification to non current assets held for sale (refer note 44)	(74)	–	–	(74)
Additions to right-of-use assets	–	–	50	50
Derecognition of right-of-use assets	–	–	(428)	(428)
Depreciation charge for the year	(44)	(17)	(851)	(912)
<b>Balance at 31 March 2021</b>	<b>3,425</b>	<b>31</b>	<b>1,143</b>	<b>4,598</b>

#### ii) Set out below are the carrying amounts of lease liabilities and the movements during the period:

₹ Lakhs

Particulars	March 31, 2021	March 31, 2020
<b>Balance at 1 April</b>	<b>2,174</b>	<b>326</b>
Additions	50	2,733
Derecognition	(465)	–
Accretion of interest	79	140
Pre Payments (considered below for cashflow)	(259)	(161)
Payments- Principal (considered below for cashflow)	(534)	(724)
Payments- Interest	(79)	(140)
<b>Balance at 31 March</b>	<b>966</b>	<b>2,174</b>
<b>Current</b>	<b>720</b>	<b>1,038</b>
<b>Non- Current</b>	<b>246</b>	<b>1,136</b>

The maturity analysis of lease liabilities are disclosed in Note 38.

# Notes to the standalone financial statements

for the year ended March 31, 2021

## Note 43: Leases (Contd..)

### iii) Amounts recognised in profit or loss:

₹ Lakhs

Particulars	March 31, 2021	March 31, 2020
Interest on lease liabilities	79	140
Depreciation expense of right-of-use assets	912	878
Expenses relating to short-term leases	633	730

### iv) Amounts recognised in statement of cash flows:

₹ Lakhs

Particulars	March 31, 2021	March 31, 2020
Total cash outflow for leases	(793)	(885)

## Leases as lessor

### i) Operating lease

The Company has entered into operating leases on its Property, Plant and Equipment (Refer Note 3) and Investment Property (refer note 4).

Rental income recognised by the Company during 2020-21 is ₹ 805 Lakhs (Previous year ₹ 969 Lakhs) (refer note 20).

The following table sets out a maturity analysis of lease payments (under non cancellable operating leases), showing the undiscounted lease payments to be received after the reporting date-

Particulars	in ₹ Lakhs
<b>Less than one year</b>	<b>27</b>
One to two years	28
Two to three years	27
Three to four years	–
Four to five years	–
More than five years	–
<b>Total</b>	<b>83</b>

## Note 44 : Non-current assets held for sale

₹ Lakhs

Particulars	March 31, 2021	March 31, 2020
Land Freehold	68	
Buildings	797	
Leasehold Land	74	
<b>Total</b>	<b>939</b>	<b>–</b>

Non-current assets held for sale is in relation to Land and Building which is being held for disposal due to outsourcing of printing work at certain units. Disposal is expected within one year of classification as held for sale. Impairment of ₹ 7 Lakhs has been recognized during the current year categorized under the head "Loss on sale of property, plant and equipment (includes impairment of property, plant and equipment)".

## Notes to the standalone financial statements

for the year ended March 31, 2021

### Note 45 : Disclosure required under section 186(4) of the Companies Act, 2013

Included in loans and advances and loan to subsidiary the particulars of which are disclosed in below as required by Sec 186(4) of Companies Act 2013:

Name of the Loanee	Rate of Interest	Due Date	Secured/ Unsecured	Purpose of Loan	₹ Lakhs	
					March 31, 2021	March 31, 2020
Next Radio Limited (fellow subsidiary)	10% p.a. compounded annually	36 months from the date of disbursement	Unsecured	To meet the business requirements/ repayment of existing bank loans and/or for general corporate purposes	3,005	6,050
HT Noida Company Limited (subsidiary)	10.5% p.a. payable monthly	10 years from the date of disbursement	Unsecured	To invest in a commercial real estate project	1,770	–

### Note 46 :

Management has considered the possible effects that may result from the pandemic relating to COVID-19 on the carrying amount of property, plant and equipment, intangible assets, investment properties, inventories, receivables, other financial and non-financial assets of the Company. In developing the assumptions relating to the possible future uncertainties because of this pandemic, the Company, as at the date of adoption of these standalone financial statements has used internal and external sources of information. The Company has performed sensitivity analysis on the assumptions used, to the extent applicable and based on current factors estimated that the carrying amount of above mentioned assets as at 31 March 2021 will be recovered. Given the uncertainties associated with nature, condition and duration of COVID-19, the impact assessment on the Company's financial statements will be continuously made and provided for as required.

### Note 47:

Previous year figures have been regrouped and reclassified wherever necessary to conform to the current year classification.

In terms of our report of even date attached

#### For B S R and Associates

Chartered Accountants  
(Firm registration Number: 128901W)

#### Rajesh Arora

Partner  
Membership No. 076124

Place: Gurugram

Date: June 17, 2021

#### For and on behalf of the Board of Directors of Hindustan Media Ventures Limited

#### Tridib Barat

Company Secretary

#### Praveen Someshwar

Managing Director  
(DIN: 01802656)

Place: New Delhi

Date: June 17, 2021

#### Sandeep Gulati

Chief Financial Officer

#### Samudra Bhattacharya

Chief Executive Officer

#### Shobhana Bhartia

Chairperson  
(DIN: 00020648)

# Independent Auditor's Report

To

The Members of **Hindustan Media Ventures Limited**

## Report on the Audit of Consolidated Financial Statements

### Opinion

We have audited the consolidated financial statements of Hindustan Media Ventures Limited (hereinafter referred to as the 'Holding Company') and its subsidiary (Holding Company and its subsidiary together referred to as "the Group") and its joint venture, which comprise the consolidated balance sheet as at 31 March 2021, and the consolidated statement of profit and loss (including other comprehensive income), consolidated statement of changes in equity and consolidated statement of cash flows for the year then ended, and notes to the consolidated financial statements, including a summary of significant accounting policies and other explanatory information (hereinafter referred to as "the consolidated financial statements").

In our opinion and to the best of our information and according to the explanations given to us, the aforesaid consolidated financial statements give the information required by the Companies Act, 2013 ("Act") in the manner so required and give a true and fair view in conformity with the accounting principles generally accepted in India, of the consolidated state of affairs of the Group and its joint venture as at 31 March 2021, of its consolidated profit and other comprehensive income, consolidated changes in equity and consolidated cash flows for the year then ended.

### Description of Key Audit Matters

#### Revenue from operations

#### See note 19 to the consolidated financial statements

The key audit matter	How the matter was addressed in our audit
<p>As disclosed in Note 19 to the consolidated financial statements, the Holding Company's revenue from 'Sale of newspaper and publications' and 'Advertisement revenue' for the year ended 31 March 2021 was ₹ 16,363 lakhs and ₹ 36,790 lakhs, respectively.</p> <p>Revenue is recognized upon transfer of control of promised services / goods to the customers and when it is "probable" that the Holding Company will collect the consideration. In specific, revenue from advertisement and circulation is recognized when the advertisement is published and newspaper is delivered to the distributor.</p>	<p>Our audit procedures included:</p> <ul style="list-style-type: none"> <li>– Assessed the appropriateness of the accounting policy for revenue recognition as per the relevant accounting standard;</li> <li>– Evaluated the design and implementation of key controls in relation to revenue recognition and tested the operating effectiveness of such controls for a sample of transactions;</li> <li>– Involved our IT specialists to assist us in testing of key IT system controls which impact revenue recognition;</li> </ul>

### Basis for Opinion

We conducted our audit in accordance with the Standards on Auditing (SAs) specified under section 143(10) of the Act. Our responsibilities under those SAs are further described in the Auditor's Responsibilities for the Audit of the Consolidated Financial Statements section of our report. We are independent of the Group and its joint venture in accordance with the ethical requirements that are relevant to our audit of the consolidated financial statements in terms of the Code of Ethics issued by the Institute of Chartered Accountants of India and the relevant provisions of the Act, and we have fulfilled our other ethical responsibilities in accordance with these requirements. We believe that the audit evidence obtained by us, is sufficient and appropriate to provide a basis for our opinion on the consolidated financial statements.

### Key Audit Matters

Key audit matters are those matters that, in our professional judgment, were of most significance in our audit of the consolidated financial statements of the current period. These matters were addressed in the context of our audit of the consolidated financial statements as a whole and in forming our opinion thereon, and we do not provide a separate opinion on these matters.



The key audit matter	How the matter was addressed in our audit
<p>There is a risk that revenue is recognized for goods / services before the transfer of control of the goods / service to customer is completed.</p> <p>Standards on Auditing presume that there is fraud risk with regard to revenue recognition. Also, revenue is one of the key performance indicators of the Holding Company which makes it susceptible to misstatement.</p>	<ul style="list-style-type: none"> <li>– Performed detailed testing by selecting samples of revenue transactions recorded during and after the year. For such samples, verified the underlying documents supporting revenue recognition;</li> <li>– Tested sample journal entries for revenue recognized during the year, selected based on specified risk-based criteria, to identify unusual transactions.</li> </ul>

## Impairment testing of property, plant and equipment

### See note 3 to the consolidated financial statements

The key audit matter	How the matter was addressed in our audit
<p>The Holding Company is engaged in printing and publishing of newspapers and periodicals through various plants operated in India.</p> <p>The carrying value of property, plant and equipment (excluding capital work in progress) amounts to ₹ 13,371 lakhs as at 31 March 2021.</p> <p>The Holding Company performs annual assessment of the property, plant and equipment at cash generating unit (CGU) level, to identify indicators of impairment, if any. The recoverable amount of the CGU based on value in use ("VIU"), has been derived using discounted cash flow model. The model uses several key assumptions. The economic slowdown owing to the Covid-19 pandemic and other economic factors may impact the key assumptions taken while computing VIU.</p> <p>Considering the inherent uncertainty, complexity and judgment involved and the significance of the value of the assets, impairment assessment of above-mentioned assets has been considered as a key audit matter.</p>	<p>Our audit procedures included:</p> <ul style="list-style-type: none"> <li>– Assessed Holding Company's identification of CGU with reference to the guidance in the applicable accounting standards;</li> <li>– Tested design, implementation and operating effectiveness of key controls over the impairment assessment process.</li> <li>– The Holding Company's assessment included computation of VIU. We obtained and assessed the VIU as determined by the Holding Company as under: <ul style="list-style-type: none"> <li>i) Assessed the method of determining VIU and key assumptions used therein through historical information, budgets / projections, and other relevant information.</li> <li>ii) Challenged the key assumptions contained including growth assumptions and discount rates.</li> <li>iii) Assessed the sensitivity of the outcome of impairment assessment to changes in key assumptions.</li> </ul> </li> </ul>

## Other Information

The Holding Company's management and Board of Directors are responsible for the other information. The other information comprises the information included in the Holding Company's annual report but does not include the financial statements and our auditor's report thereon.

Our opinion on the consolidated financial statements does not cover the other information and we do not express any form of assurance conclusion thereon.

In connection with our audit of the consolidated financial statements, our responsibility is to read the other information and, in doing so, consider whether the other information is materially inconsistent with the consolidated financial statements or our knowledge obtained in the audit or otherwise appears to be materially misstated. If, based on the work we have performed, we conclude that there is a material misstatement of this other information, we are required to report that fact. We have nothing to report in this regard.

## Management's and Board of Directors' Responsibilities for the Consolidated Financial Statements

The Holding Company's Management and Board of Directors are responsible for the preparation and presentation of these consolidated financial statements in term of the requirements of the Act that give a true and fair view of the consolidated state of affairs, consolidated profit and other comprehensive income, consolidated statement of changes in equity and consolidated cash flows of the Group including its joint venture in accordance with the accounting principles generally accepted in India, including the Indian Accounting Standards (Ind AS) specified under section 133 of the Act. The respective Management and Board of Directors of the companies included in the Group and of its joint venture are responsible for maintenance of adequate accounting records in accordance with the provisions of the Act for safeguarding the assets of each company and for preventing and detecting frauds and other irregularities; the selection

and application of appropriate accounting policies; making judgments and estimates that are reasonable and prudent; and the design, implementation and maintenance of adequate internal financial controls, that were operating effectively for ensuring accuracy and completeness of the accounting records, relevant to the preparation and presentation of the consolidated financial statements that give a true and fair view and are free from material misstatement, whether due to fraud or error, which have been used for the purpose of preparation of the consolidated financial statements by the Management and Directors of the Holding Company, as aforesaid.

In preparing the consolidated financial statements, the respective Management and Board of Directors of the companies included in the Group and of its joint venture are responsible for assessing the ability of each company to continue as a going concern, disclosing, as applicable, matters related to going concern and using the going concern basis of accounting unless the respective Board of Directors either intends to liquidate the Company or to cease operations, or has no realistic alternative but to do so.

### **Auditor's Responsibilities for the Audit of the Consolidated Financial Statements**

Our objectives are to obtain reasonable assurance about whether the consolidated financial statements as a whole are free from material misstatement, whether due to fraud or error, and to issue an auditor's report that includes our opinion. Reasonable assurance is a high level of assurance but is not a guarantee that an audit conducted in accordance with SAs will always detect a material misstatement when it exists. Misstatements can arise from fraud or error and are considered material if, individually or in the aggregate, they could reasonably be expected to influence the economic decisions of users taken based on these consolidated financial statements.

As part of an audit in accordance with SAs, we exercise professional judgment and maintain professional skepticism throughout the audit. We also:

- Identify and assess the risks of material misstatement of the consolidated financial statements, whether due to fraud or error, design and perform audit procedures responsive to those risks, and obtain audit evidence that is sufficient and appropriate to provide a basis for our opinion. The risk of not detecting a material misstatement resulting from fraud is higher than for one resulting from

error, as fraud may involve collusion, forgery, intentional omissions, misrepresentations, or the override of internal control.

- Obtain an understanding of internal control relevant to the audit in order to design audit procedures that are appropriate in the circumstances. Under section 143(3) (i) of the Act, we are also responsible for expressing our opinion on the internal financial controls with reference to the consolidated financial statements and the operating effectiveness of such controls based on our audit.
- Evaluate the appropriateness of accounting policies used and the reasonableness of accounting estimates and related disclosures made by the Management and Board of Directors.
- Conclude on the appropriateness of Management and Board of Directors use of the going concern basis of accounting in preparation of consolidated financial statements and, based on the audit evidence obtained, whether a material uncertainty exists related to events or conditions that may cast significant doubt on the appropriateness of this assumption. If we conclude that a material uncertainty exists, we are required to draw attention in our auditor's report to the related disclosures in the consolidated financial statements or, if such disclosures are inadequate, to modify our opinion. Our conclusions are based on the audit evidence obtained up to the date of our auditor's report. However, future events or conditions may cause the Group and its joint venture to cease to continue as a going concern.
- Evaluate the overall presentation, structure and content of the consolidated financial statements, including the disclosures, and whether the consolidated financial statements represent the underlying transactions and events in a manner that achieves fair presentation.
- Obtain sufficient appropriate audit evidence regarding the financial information of such entities or business activities within the Group and its joint venture to express an opinion on the consolidated financial statements. We are responsible for the direction, supervision and performance of the audit of financial information of such entities included in the consolidated financial statements of which we are the independent auditors. We remain solely responsible for our audit opinion. Our responsibilities in this regard are further described in para (a) of the section titled 'Other Matters' in this audit report.

We believe that the audit evidence obtained by us is sufficient and appropriate to provide a basis for our audit opinion on the consolidated financial statements.

We communicate with those charged with governance of the Holding Company of which we are the independent auditors regarding, among other matters, the planned scope and timing of the audit and significant audit findings, including any significant deficiencies in internal control that we identify during our audit.

We also provide those charged with governance with a statement that we have complied with relevant ethical requirements regarding independence, and to communicate with them all relationships and other matters that may reasonably be thought to bear on our independence, and where applicable, related safeguards.

From the matters communicated with those charged with governance, we determine those matters that were of most significance in the audit of the consolidated financial statements of the current period and are therefore the key audit matters. We describe these matters in our auditor's report unless law or regulation precludes public disclosure about the matter or when, in extremely rare circumstances, we determine that a matter should not be communicated in our report because the adverse consequences of doing so would reasonably be expected to outweigh the public interest benefits of such communication.

## Report on Other Legal and Regulatory Requirements

- A. As required by Section 143(3) of the Act, we report, to the extent applicable, that:
- We have sought and obtained all the information and explanations which to the best of our knowledge and belief were necessary for the purposes of our audit of the aforesaid consolidated financial statements.
  - In our opinion, proper books of account as required by law relating to preparation of the aforesaid consolidated financial statements have been kept so far as it appears from our examination of those books and the report of the other auditor.
  - The consolidated balance sheet, the consolidated statement of profit and loss (including other comprehensive income), the consolidated statement of changes in equity and the consolidated statement of cash flows dealt with by this Report are in agreement with the relevant books of account maintained for the purpose of preparation of the consolidated financial statements.
- B. With respect to the other matters to be included in the Auditor's Report in accordance with Rule 11 of the Companies (Audit and Auditor's) Rules, 2014, in our opinion and to the best of our information and according to the explanations given to us:
- The consolidated financial statements disclose the impact of pending litigations as at 31 March 2021 on the consolidated financial position of the Group and its joint venture. Refer Note 33 to the consolidated financial statements.
  - The Group and its joint venture did not have any long-term contracts including derivative contracts for which there were any material foreseeable losses.
  - There were no amounts which were required to be transferred to the Investor Education and Protection Fund by the Group
  - The disclosures in the consolidated financial statements regarding holdings as well as dealings in specified bank notes during the period from 8 November 2016 to 30 December 2016 have not been made in the financial statements since they do not pertain to the financial year ended 31 March 2021
- d) In our opinion, the aforesaid consolidated financial statements comply with the Ind AS specified under section 133 of the Act.
- e) On the basis of the written representations received from the directors of the Holding Company as on 31 March 2021 taken on record by the Board of Directors of the Holding Company, none of the directors of the Holding Company is disqualified as on 31 March 2021 from being appointed as a director in terms of Section 164(2) of the Act.
- f) With respect to the adequacy of the internal financial controls with reference to financial statements of the Holding Company and the operating effectiveness of such controls, refer to our separate Report in "Annexure A" .

- C. With respect to the matter to be included in the Auditor's report under Section 197(16):

In our opinion and according to the information and explanations given to us, the remuneration paid during the current year by the Holding Company to its directors is in accordance with the provisions of Section 197 of the Act. The remuneration paid to any director by the Holding Company is not in excess of the limit laid down under

Section 197 of the Act. The Ministry of Corporate Affairs has not prescribed other details under Section 197(16) which are required to be commented upon by us.

For **B S R and Associates**  
*Chartered Accountants*  
Firm's Registration No.:128901W

**Rajesh Arora**

*Partner*

Date: 17 June 2021

Place:Gurugram

Membership No. 076124

UDIN: 21076124AAAACD5889

## Annexure A

to the Independent Auditor's report on the consolidated financial statements of Hindustan Media Ventures Limited for the year ended 31 March 2021

### Report on the internal financial controls with reference to the aforesaid consolidated financial statements under Clause (i) of Sub-section 3 of Section 143 of the Companies Act, 2013

(Referred to in paragraph A(f) under 'Report on Other Legal and Regulatory Requirements' section of our report of even date)

#### Opinion

In conjunction with our audit of the consolidated financial statements of the Company as of and for the year ended 31 March 2021, we have audited the internal financial controls with reference to consolidated financial statements of Hindustan Media Ventures Limited (hereinafter referred to as "the Holding Company") and such company incorporated in India under the Companies Act, 2013 which is its subsidiary company as of that date.

In our opinion, the Holding Company has, in all material respects, adequate internal financial controls with reference to consolidated financial statements and such internal financial controls were operating effectively as at 31 March 2021, based on the internal financial controls with reference to consolidated financial statements criteria established by such companies considering the essential components of such internal controls stated in the Guidance Note on Audit of Internal Financial Controls Over Financial Reporting issued by the Institute of Chartered Accountants of India (the "Guidance Note").

#### Management's Responsibility for Internal Financial Controls

The respective Company's management and the Board of Directors are responsible for establishing and maintaining internal financial controls with reference to consolidated financial statements based on the criteria established by the respective Company considering the essential components of internal control stated in the Guidance Note. These responsibilities include the design, implementation and maintenance of adequate internal financial controls that were

operating effectively for ensuring the orderly and efficient conduct of its business, including adherence to the respective company's policies, the safeguarding of its assets, the prevention and detection of frauds and errors, the accuracy and completeness of the accounting records, and the timely preparation of reliable financial information, as required under the Companies Act, 2013 (hereinafter referred to as "the Act").

#### Auditors' Responsibility

Our responsibility is to express an opinion on the internal financial controls with reference to consolidated financial statements based on our audit. We conducted our audit in accordance with the Guidance Note and the Standards on Auditing, prescribed under section 143(10) of the Act, to the extent applicable to an audit of internal financial controls with reference to consolidated financial statements. Those Standards and the Guidance Note require that we comply with ethical requirements and plan and perform the audit to obtain reasonable assurance about whether adequate internal financial controls with reference to consolidated financial statements were established and maintained and if such controls operated effectively in all material respects.

Our audit involves performing procedures to obtain audit evidence about the adequacy of the internal financial controls with reference to consolidated financial statements and their operating effectiveness. Our audit of internal financial controls with reference to consolidated financial statements included obtaining an understanding of internal financial controls with reference to consolidated financial statements, assessing the risk that a material weakness exists, and testing and evaluating the design and operating effectiveness of the internal controls based on the assessed risk. The procedures selected depend on the auditor's judgement, including the assessment of the risks of material misstatement of the consolidated financial statements, whether due to fraud or error.

We believe that the audit evidence we have obtained is sufficient and appropriate to provide a basis for our audit opinion on the internal financial controls with reference to consolidated financial statements.

### **Meaning of Internal Financial controls with Reference to Consolidated Financial Statements**

A company's internal financial controls with reference to consolidated financial statements is a process designed to provide reasonable assurance regarding the reliability of financial reporting and the preparation of financial statements for external purposes in accordance with generally accepted accounting principles. A company's internal financial controls with reference to consolidated financial statements includes those policies and procedures that (1) pertain to the maintenance of records that, in reasonable detail, accurately and fairly reflect the transactions and dispositions of the assets of the company; (2) provide reasonable assurance that transactions are recorded as necessary to permit preparation of financial statements in accordance with generally accepted accounting principles, and that receipts and expenditures of the company are being made only in accordance with authorizations of management and directors of the company; and (3) provide reasonable assurance regarding prevention or timely detection of unauthorized acquisition, use, or disposition of the company's assets that could have a material effect on the financial statements.

### **Inherent Limitations of Internal Financial controls with Reference to consolidated Financial Statements**

Because of the inherent limitations of internal financial controls with reference to consolidated financial statements, including the possibility of collusion or improper management override of controls, material misstatements due to error or fraud may occur and not be detected. Also, projections of any evaluation of the internal financial controls with reference to consolidated financial statements to future periods are subject to the risk that the internal financial controls with reference to consolidated financial statements may become inadequate because of changes in conditions, or that the degree of compliance with the policies or procedures may deteriorate.

For **B S R and Associates**  
*Chartered Accountants*  
Firm's Registration No.:128901W

**Rajesh Arora**

*Partner*

Place: Gurugram  
Date: 17 June 2021

Membership No. 076124  
UDIN: 21076124AAAACD5889

## Consolidated Balance sheet

as at March 31, 2021

₹ Lakhs

Particulars	Notes	As at March 31, 2021	As at March 31, 2020
<b>I ASSETS</b>			
<b>1) Non-current assets</b>			
(a) Property, plant and equipment	3	13,371	16,041
(b) Capital work in progress	3	1,551	1,019
(c) Right - of - use assets	43	4,598	5,962
(d) Investment property	4	8,248	4,161
(e) Intangible assets	5	6,775	6,791
(f) Investment in joint venture (accounted for using equity method)	6A	-	57
(g) Financial assets			
(i) Investments	6B	111,219	87,381
(ii) Loans	6C	4,789	7,708
(iii) Other financial assets	6D	497	463
(h) Income tax assets (net)	7	1,541	1,268
(i) Other non-current assets	8	352	310
<b>Total non-current assets</b>		<b>152,941</b>	<b>131,161</b>
<b>2) Current assets</b>			
(a) Inventories	9	5,433	4,651
(b) Financial assets			
(i) Investments	6B	30,372	30,843
(ii) Trade receivables	10A	12,630	16,785
(iii) Cash and cash equivalents	10B	2,094	1,530
(iv) Bank balances other than (iii) above	10C	2,005	2,006
(v) Other financial assets	6D	271	1,694
(c) Other current assets	11	4,075	3,469
<b>Total current assets</b>		<b>56,880</b>	<b>60,978</b>
Non-current assets held for sale	44	939	-
<b>Total Assets</b>		<b>210,760</b>	<b>192,139</b>
<b>II EQUITY AND LIABILITIES</b>			
<b>1) Equity</b>			
(a) Equity share capital	12	7,367	7,367
(b) Other equity	13	151,132	144,049
<b>Total equity</b>		<b>158,499</b>	<b>151,416</b>
<b>2) Liabilities</b>			
<b>Non-current liabilities</b>			
(a) Financial liabilities			
(i) Borrowings	15A	2,741	4,722
(ii) Lease liabilities	15D	246	1,136
(iii) Other financial liabilities	15C	149	352
(b) Deferred tax liabilities (net)	14	1,492	1,814
(c) Contract liabilities	16	-	1
(d) Liability under equity method of accounting (in relation to joint venture)	6A	29	-
<b>Total non-current liabilities</b>		<b>4,657</b>	<b>8,025</b>
<b>Current liabilities</b>			
(a) Financial liabilities			
(i) Borrowings	15A	3,241	4,832
(ii) Lease liabilities	15D	720	1,038
(iii) Trade Payables	15B		
a) total outstanding due of micro enterprises and small enterprises		408	111
b) total outstanding dues of creditors other than of micro enterprises and small enterprises		9,442	8,407
(iv) Other financial liabilities	15C	29,619	14,640
(b) Other current liabilities	15E	874	862
(c) Contract liabilities	16	1,533	1,503
(d) Provisions	17	1,225	1,083
(e) Income tax liabilities (net)	18	542	222
<b>Total current liabilities</b>		<b>47,604</b>	<b>32,698</b>
<b>Total liabilities</b>		<b>52,261</b>	<b>40,723</b>
<b>Total Equity and liabilities</b>		<b>210,760</b>	<b>192,139</b>

Summary of significant accounting policies

2

See accompanying notes to the consolidated financial statements.

In terms of our report of even date attached

### For B S R and Associates

Chartered Accountants  
(Firm Registration Number: 128901W)

### Rajesh Arora

Partner  
Membership No. 076124

Place: Gurugram  
Date: June 17, 2021

### For and on behalf of the Board of Directors of Hindustan Media Ventures Limited

**Tridib Barat**  
Company Secretary

**Sandeep Gulati**  
Chief Financial Officer

**Samudra Bhattacharya**  
Chief Executive Officer

**Praveen Someshwar**  
Managing Director  
(DIN: 01802656)

**Shobhana Bhartia**  
Chairperson  
(DIN: 00020648)

Place: New Delhi  
Date: June 17, 2021

# Consolidated Statement of Profit and Loss

for the year ended March 31, 2021

₹ Lakhs

Particulars	Notes	Year ended March 31, 2021	Year ended March 31, 2020
<b>I Income</b>			
a) Revenue from operations	19	54,543	79,578
b) Other Income	20	11,764	10,877
<b>Total Income</b>		<b>66,307</b>	<b>90,455</b>
<b>II Expenses</b>			
a) Cost of materials consumed	21	17,313	28,248
b) Changes in inventories of finished goods, stock-in-trade and work-in-progress	22	107	(77)
c) Employee benefits expense	23	13,100	12,555
d) Finance costs	24	870	949
e) Depreciation and amortization expense	25	3,044	3,066
f) Other expenses	26	23,375	28,929
<b>Total expenses</b>		<b>57,809</b>	<b>73,670</b>
<b>III Profit before share of joint venture and tax(I-II)</b>		<b>8,498</b>	<b>16,785</b>
<b>IV Earnings before finance costs, tax, depreciation and amortization expense (EBITDA) [III+II(d+e)]</b>		<b>12,412</b>	<b>20,800</b>
<b>V Tax expense</b>			
Current tax	14	1,571	2,912
[Adjustment of tax charge/ (credit) related to earlier periods- ₹ (27) lakhs (Previous Year ₹ NIL lakhs)]			
Deferred tax charge/(credit)	14	(379)	1,976
[Adjustment of tax charge/ (credit) related to earlier periods- ₹ 23 lakhs (Previous Year ₹ NIL lakhs)]			
<b>Total tax expense/ (credit)</b>		<b>1,192</b>	<b>4,888</b>
<b>VI Profit for the year after tax before share of joint venture (III-V)</b>		<b>7,306</b>	<b>11,897</b>
<b>VII Share of loss of joint venture (accounted for using equity method)</b>	41	(362)	(267)
<b>VIII Profit for the year (VI+VII)</b>		<b>6,944</b>	<b>11,630</b>
<b>IX Other Comprehensive Income</b>	<b>27</b>		
<b>Items that will not to be reclassified subsequently to profit or loss</b>			
Remeasurement of defined benefit plans		(197)	(708)
Income tax effect		69	247
<b>Items that will be reclassified subsequently to profit or loss</b>			
Cash flow hedging reserve		124	(165)
Income tax effect		(43)	58
Costs of hedging reserve		237	46
Income tax effect		(83)	(16)
<b>Other Comprehensive income for the year (net of tax)</b>		<b>107</b>	<b>(538)</b>
<b>X Total Comprehensive Income for the year (net of tax) (VI+VII)</b>		<b>7,051</b>	<b>11,092</b>
<b>IX Earnings per share (₹)</b>			
Basic (Nominal value of shares ₹ 10/-)	28	9.43	15.79
Diluted (Nominal value of shares ₹ 10/-)	28	9.43	15.79
Summary of significant accounting policies	2		

See accompanying notes to the consolidated financial statements.

In terms of our report of even date attached

**For B S R and Associates**Chartered Accountants  
(Firm Registration Number: 128901W)**Rajesh Arora**Partner  
Membership No. 076124

Place: Gurugram

Date: June 17, 2021

**For and on behalf of the Board of Directors of Hindustan Media Ventures Limited****Tridib Barat**  
Company Secretary**Sandeep Gulati**  
Chief Financial Officer**Samudra Bhattacharya**  
Chief Executive Officer**Praveen Someshwar**  
Managing Director  
(DIN: 01802656)**Shobhana Bhartia**  
Chairperson  
(DIN: 00020648)

Place: New Delhi

Date: June 17, 2021



## Consolidated Statement of Cash Flows

for the year ended March 31, 2021

₹ Lakhs

Particulars	Year ended March 31, 2021	Year ended March 31, 2020
<b>Cash flows from operating activities</b>		
<b>Profit before taxation:</b>	<b>8,498</b>	<b>16,785</b>
<b>Non- cash adjustment for reconciling profit before tax to net cash flows:</b>		
Depreciation and amortization expense	3,044	3,066
Loss on sale of investment properties	45	35
Provision for impairment on investment properties	194	18
Loss on disposal of property, plant and equipment (including impairment)	64	23
Unrealized foreign exchange loss	(23)	(174)
Unclaimed balances/liabilities written back (net)	(451)	(187)
Finance income from investment and other interest received	(9,988)	(9,619)
Fair value of investment through profit and loss (including (profit)/ loss on sale of investments)	(186)	125
Income from lease termination (net)	(37)	–
Rental Income	(805)	(969)
Interest cost on debts and borrowings	850	919
Allowance for doubtful receivables and advances	1,354	940
Employee stock option expenses	27	18
<b>Cash flows from operating activities before changes in following assets and liabilities</b>	<b>2,586</b>	<b>10,980</b>
<b>Changes in operating assets and liabilities</b>		
(Increase)/Decrease in trade receivables	2,801	(1,053)
Increase in inventories	(782)	(208)
(Increase)/Decrease in current and non-current financial assets and other current and non-current assets	512	(2,754)
Increase in current and non-current financial liabilities and other current and non-current liabilities & provision	16,745	1,159
<b>Cash generated from operations</b>	<b>21,862</b>	<b>8,124</b>
Direct taxes paid (net of refunds)	(1,524)	(3,002)
<b>Net cash from operating activities (A)</b>	<b>20,338</b>	<b>5,122</b>
<b>Cash flows from investing activities</b>		
Payment for purchase of property, plant and equipment & intangible assets	(809)	(1,376)
Proceeds from sale of property, plant and equipment & intangible assets	99	138
Investment made in joint venture	(276)	(324)
Purchase of investments	(34,404)	(89,755)
Sale/ Redemption of investments	16,182	78,602
Inter-corporate deposits (given)	(1,950)	(6,050)
Inter-corporate deposits repayment received	4,995	–
Purchase of investment properties	(5,088)	(1,681)
Proceeds from sale of investment properties	666	650
Finance income from investment and other interest received	5,129	9,134
Rental income	805	969
Proceeds of margin money deposits (net)	1	141
<b>Net cash used in investing activities (B)</b>	<b>(14,650)</b>	<b>(9,552)</b>

# Statement of Cash Flows

for the year ended March 31, 2021

₹ Lakhs

Particulars	Year ended March 31, 2021	Year ended March 31, 2020
<b>Cash flows from financing activities</b>		
Dividend paid on equity shares	–	(881)
Tax on equity dividend paid	–	(180)
Repayment of lease liabilities	(793)	(885)
Interest paid on debts and borrowings	(873)	(898)
Proceeds from borrowings	3,731	15,768
Repayment of borrowings	(7,287)	(13,671)
<b>Net cash used in financing activities (C)</b>	<b>(5,222)</b>	<b>(747)</b>
Net Increase/(Decrease) in cash and cash equivalents (A + B + C)	466	(5,177)
Cash and cash equivalents at the beginning of the year	388	5,565
<b>Cash and cash equivalents at the end of the year</b>	<b>854</b>	<b>388</b>

## Components of cash and cash equivalents as at end of the year

₹ Lakhs

Particulars	Year ended March 31, 2021	Year ended March 31, 2020
Cash and cheques on hand	1,237	1,053
With Scheduled banks - on current accounts	708	477
With Scheduled banks - on deposit accounts	149	–
<b>Total cash and cash equivalents</b>	<b>2,094</b>	<b>1,530</b>
Less: Bank Overdraft	1,240	1,142
<b>Cash and cash equivalents as per Cash Flow Statement</b>	<b>854</b>	<b>388</b>

Refer note 43 for leases reconciliation disclosure

Refer note 15A for debt reconciliation disclosure

See accompanying notes to the consolidated financial statements.

In terms of our report of even date attached

### For B S R and Associates

Chartered Accountants

(Firm registration Number: 128901W)

#### Rajesh Arora

Partner

Membership No. 076124

### For and on behalf of the Board of Directors of Hindustan Media Ventures Limited

#### Tridib Barat

Company Secretary

#### Sandeep Gulati

Chief Financial Officer

#### Samudra Bhattacharya

Chief Executive Officer

#### Praveen Someshwar

Managing Director

(DIN: 01802656)

#### Shobhana Bhartia

Chairperson

(DIN: 00020648)

**Place:** Gurugram

**Date:** June 17, 2021

**Place:** New Delhi

**Date:** June 17, 2021

## Consolidated Statement of changes in equity

for the year ended March 31, 2021

### A. Equity Share Capital (refer note 12)

Equity Shares of ₹ 10 each issued, subscribed and fully paid up

Particulars	Number of shares	Amount ₹ Lakhs
<b>Balance as at April 1, 2019</b>	<b>73,393,770</b>	<b>7,339</b>
Changes in share capital during the year	277,778	28
<b>Balance as at March 31, 2020</b>	<b>73,671,548</b>	<b>7,367</b>
Changes in share capital during the year	–	–
<b>Balance as at March 31, 2021</b>	<b>73,671,548</b>	<b>7,367</b>

### B. Other Equity attributable to equity holders (refer note 13)

₹ Lakhs

Particulars	Reserve & Surplus					Other Comprehensive Income			Total
	Capital reserve	Capital redemption reserve	Securities premium	General Reserve	Share-based payments reserve	Retained earnings	Cash flow hedging reserve* (refer note 36)	Costs of hedging reserve (refer note 36)	
<b>Balance as at April 1, 2019</b>	<b>6,645</b>	<b>1</b>	<b>24,239</b>	<b>688</b>	<b>–</b>	<b>102,715</b>	<b>(79)</b>	<b>(207)</b>	<b>134,002</b>
Profit for the year	–	–	–	–	–	11,630	–	–	11,630
Other comprehensive income	–	–	–	–	–	(461)	(107)	29	(539)
Share-based payments	–	–	–	–	17	–	–	–	17
Dividend paid	–	–	–	–	–	(881)	–	–	(881)
Dividend distribution tax	–	–	–	–	–	(180)	–	–	(180)
<b>Balance as at March 31, 2020</b>	<b>6,645</b>	<b>1</b>	<b>24,239</b>	<b>688</b>	<b>17</b>	<b>112,823</b>	<b>(186)</b>	<b>(178)</b>	<b>144,049</b>
Profit for the year	–	–	–	–	–	6,944	–	–	6,944
Other comprehensive income	–	–	–	–	–	(128)	81	154	107
Share-based payments	–	–	–	–	32	–	–	–	32
<b>Balance as at March 31, 2021</b>	<b>6,645</b>	<b>1</b>	<b>24,239</b>	<b>688</b>	<b>49</b>	<b>119,639</b>	<b>(105)</b>	<b>(24)</b>	<b>151,132</b>

\* The effective portion of gains and loss on hedging instruments in a cash flow hedge

See accompanying notes to the consolidated financial statements.

In terms of our report of even date attached

#### For B S R and Associates

Chartered Accountants

(Firm registration Number: 128901W)

#### Rajesh Arora

Partner

Membership No. 076124

#### For and on behalf of the Board of Directors of Hindustan Media Ventures Limited

#### Tridib Barat

Company Secretary

#### Sandeep Gulati

Chief Financial Officer

#### Samudra Bhattacharya

Chief Executive Officer

#### Praveen Someshwar

Managing Director

(DIN: 01802656)

#### Shobhana Bhartia

Chairperson

(DIN: 00020648)

Place: Gurugram

Date: June 17, 2021

Place: New Delhi

Date: June 17, 2021

# Notes to the Consolidated financial statements

for the year ended March 31, 2021

## 1. Corporate information

The Group consists of Hindustan Media Ventures Limited ("HMVL" or "the Company" or "the Parent Company") and its subsidiary and joint venture (hereinafter referred to as "the Group"). Hindustan Media Ventures Limited is a Public Limited Company domiciled in India & incorporated under the provision of the Companies Act, 1913. Its shares are listed on Bombay Stock Exchange (BSE) & National Stock Exchange (NSE).

HT Media Limited ("Holding Company") holds 74.40% of Equity Share Capital of the Company. The Group is engaged in the business of publishing 'Hindustan', a Hindi Daily, and Hindi magazines 'Nandan', 'Kadambani', 'Hum tum' etc. The registered office of the Company is located at Budh Marg, Patna- 800001.

Information on other related party relationships of the Group is provided in Note 34.

The consolidated financial statements of the Group for the year ended March 31, 2021 are authorised for issue in accordance with a resolution of the Board of Directors on June 17, 2021.

## 2. Significant accounting policies

### 2.1 Basis of preparation

The consolidated financial statements of the Group have been prepared in accordance with the Indian Accounting Standards ('Ind AS') specified in the Companies (Indian Accounting Standards) Rules, 2015 (as amended) under Section 133 of the Companies Act 2013 (the "accounting principles generally accepted in India").

The accounting policies are applied consistently to all the periods presented in the financial statements.

The consolidated financial statements have been prepared on a historical cost basis, except for the following assets and liabilities which have been measured at fair value:

- Derivative financial instruments measured at fair value;
- Certain financial assets and liabilities measured at fair value (refer accounting policy regarding financial instruments)

- Defined benefit plans - plan assets measured at fair value;

The consolidated financial statements are presented in Indian Rupees (₹) and all values are rounded to nearest lakhs, which is also the Group's functional currency.

### 2.2 Basis of consolidation

The consolidated financial statements comprise the financial statements of the Company and its subsidiary and joint venture. Control is achieved when the Group is exposed, or has rights, to variable returns from its involvement with the investee and has the ability to affect those returns through its power over the investee. Specifically, the Group controls an investee if and only if the Group has:

- Power over the investee (i.e. existing rights that give it the current ability to direct the relevant activities of the investee)
- Exposure, or rights, to variable returns from its involvement with the investee, and
- The ability to use its power over the investee to affect its returns

Generally, there is a presumption that a majority of voting rights result in control. To support this presumption and when the Group has less than a majority of the voting or similar rights of an investee, the Group considers all relevant facts and circumstances in assessing whether it has power over an investee, including:

- The contractual arrangement with the other vote holders of the investee
- Rights arising from other contractual arrangements
- The Group's voting rights and potential voting rights

The size of the group's holding of voting rights relative to the size and dispersion of the holdings of the other voting rights holders

The Group re-assesses whether or not it controls an investee if facts and circumstances indicate that there are changes to one or more of the three elements of control. Consolidation of a subsidiary begins when the Group obtains control over the subsidiary and ceases

# Notes to the Consolidated financial statements

for the year ended March 31, 2021

when the Group loses control of the subsidiary. Assets, liabilities, income and expenses of a subsidiary acquired or disposed off during the year are included in the consolidated financial statements from the date the Group gains control until the date the Group ceases to control the subsidiary.

Consolidated financial statements are prepared using uniform accounting policies for like transactions and other events in similar circumstances. If a member of the group uses accounting policies other than those adopted in the consolidated financial statements for like transactions and events in similar circumstances, appropriate adjustments are made to that group member's financial statements in preparing the consolidated financial statements to ensure conformity with the group's accounting policies.

The financial statements of all entities used for the purpose of consolidation are drawn up to same reporting date as that of the parent company, i.e., year ended on 31 March.

## Consolidation procedure:

### i) Subsidiary:

- (a) Combine like items of assets, liabilities, equity, income, expenses and cash flows of the parent with those of its subsidiary.
- (b) Offset (eliminate) the carrying amount of the parent's investment in each subsidiary and the parent's portion of equity of each subsidiary. Business combinations policy explains how to account for any related goodwill.
- (c) Eliminate in full intragroup assets and liabilities, equity, income, expenses and cash flows relating to transactions between entities of the group (profits or losses resulting from intragroup transactions that are recognised in assets, such as inventory and property, plant and equipment are eliminated in full). Ind-AS 12 Income Taxes applies to temporary differences that arise from the elimination of profits and losses resulting from intragroup transactions.

Profit or loss and each component of other comprehensive income (OCI) are attributed to the equity holders of the parent of the Group and to

the non-controlling interests, even if this results in the non-controlling interests having a deficit balance. When necessary, adjustments are made to the financial statements of subsidiary to bring their accounting policies into line with the Group's accounting policies.

A change in the ownership interest of a subsidiary, without a loss of control, is accounted for as an equity transaction. If the Group loses control over a subsidiary, it:

- Derecognises the assets (including goodwill) and liabilities of the subsidiary
- Derecognises the carrying amount of any non-controlling interests
- Derecognises the cumulative translation differences recorded in equity
- Recognises the fair value of the consideration received
- Recognises the fair value of any investment retained
- Recognises any surplus or deficit in profit or loss
- Reclassifies the parent's share of components previously recognised in OCI to profit or loss or retained earnings, as appropriate, as would be required if the Group had directly disposed of the related assets or liabilities

### ii) Joint ventures:

Interests in joint ventures are accounted for using the equity method, after initially being recognised at cost in the consolidated balance sheet.

## 2.3 Summary of significant accounting policies

### a) Business combinations and goodwill

Business combinations are accounted for using the acquisition method, other than common control transactions. The cost of an acquisition is measured as the aggregate of the consideration transferred measured at acquisition date fair value and the amount of any non-controlling interests in the

# Notes to the Consolidated financial statements

for the year ended March 31, 2021

acquiree. For each business combination, the Group elects whether to measure the non-controlling interests in the acquiree at fair value or at the proportionate share of the acquiree's identifiable net assets. Acquisition-related costs are expensed as incurred.

At the acquisition date, the identifiable assets acquired and the liabilities assumed are recognised at their acquisition date fair values. For this purpose, the liabilities assumed include contingent liabilities representing present obligation and they are measured at their acquisition fair values irrespective of the fact that outflow of resources embodying economic benefits is not probable. However, the following assets and liabilities acquired in a business combination are measured at the basis indicated below:

- Deferred tax assets or liabilities, and the assets or liabilities related to employee benefit arrangements are recognised and measured in accordance with Ind-AS 12 Income Tax and Ind-AS 19 Employee Benefits respectively.
- Liabilities or equity instruments related to share based payment arrangements of the acquiree or share – based payments arrangements of the Group entered into to replace share-based payment arrangements of the acquiree are measured in accordance with Ind-AS 102 Share-based Payments at the acquisition date.

When the Group acquires a business, it assesses the financial assets and liabilities assumed for appropriate classification and designation in accordance with the contractual terms, economic circumstances and pertinent conditions as at the acquisition date. This includes the separation of embedded derivatives in host contracts by the acquiree.

If the business combination is achieved in stages, any previously held equity interest is re-measured at its acquisition date fair value and any resulting gain or loss is recognised in profit or loss or OCI, as appropriate.

Any contingent consideration to be transferred by the acquirer is recognised at fair value at the

acquisition date. Contingent consideration classified as an asset or liability that is a financial instrument and within the scope of Ind-AS 109 Financial Instruments, is measured at fair value with changes in fair value recognised in profit or loss. If the contingent consideration is not within the scope of Ind-AS 109, it is measured in accordance with the appropriate Ind-AS. Contingent consideration that is classified as equity is not re-measured at subsequent reporting dates and subsequent its settlement is accounted for within equity.

Goodwill is initially measured at cost, being the excess of the aggregate of the consideration transferred and the amount recognised for non-controlling interests, and any previous interest held, over the net identifiable assets acquired and liabilities assumed. If the fair value of the net assets acquired is in excess of the aggregate consideration transferred, the Group re-assesses whether it has correctly identified all of the assets acquired and all of the liabilities assumed and reviews the procedures used to measure the amounts to be recognised at the acquisition date. If the reassessment still results in an excess of the fair value of net assets acquired over the aggregate consideration transferred, then the gain is recognised in OCI and accumulated in equity as capital reserve. However, if there is no clear evidence of bargain purchase, the entity recognises the gain directly in equity as capital reserve, without routing the same through OCI.

After initial recognition, goodwill is measured at cost less any accumulated impairment losses. For the purpose of impairment testing, goodwill acquired in a business combination is, from the acquisition date, allocated to each of the Group's cash-generating units that are expected to benefit from the combination, irrespective of whether other assets or liabilities of the acquiree are assigned to those units.

A cash generating unit to which goodwill has been allocated is tested for impairment annually, or more frequently when there is an indication that the unit may be impaired. If the recoverable amount of the cash generating unit is less than its carrying amount, the impairment loss is allocated first to reduce the carrying amount of any goodwill allocated to the

## Notes to the Consolidated financial statements

for the year ended March 31, 2021

unit and then to the other assets of the unit pro rata based on the carrying amount of each asset in the unit. Any impairment loss for goodwill is recognised in profit or loss. An impairment loss recognised for goodwill is not reversed in subsequent periods.

Where goodwill has been allocated to a cash-generating unit and part of the operation within that unit is disposed off, the goodwill associated with the disposed operation is included in the carrying amount of the operation when determining the gain or loss on disposal. Goodwill disposed in these circumstances is measured based on the relative values of the disposed operation and the portion of the cash-generating unit retained.

If the initial accounting for a business combination is incomplete by the end of the reporting period in which the combination occurs, the Group reports provisional amounts for the items for which the accounting is incomplete. Those provisional amounts are adjusted through goodwill during the measurement period, or additional assets or liabilities are recognised, to reflect new information obtained about facts and circumstances that existed at the acquisition date that, if known, would have affected the amounts recognized at that date. These adjustments are called as measurement period adjustments. The measurement period does not exceed one year from the acquisition date.

### b) Business combinations - common control transactions

Common control business combination means a business combination involving entities or businesses in which all the combining entities or businesses are ultimately controlled by the same party or parties both before and after the business combination, and that control is not transitory.

Common control business combination are accounted for using the pooling of interests method as follows:

- The assets and liabilities of the combining entities are reflected at their carrying amounts.
- No adjustments are made to reflect fair values, or recognise any new assets or liabilities.

Adjustments are only made to harmonise accounting policies.

- The financial information in the financial statements in respect of prior periods is restated as if the business combination had occurred from the beginning of the preceding period in the financial statements, irrespective of the actual date of the combination. However, where the business combination had occurred after that date, the prior period information is restated only from that date.
- The balance of the retained earnings appearing in the financial statements of the transferor is aggregated with the corresponding balance appearing in the financial statements of the transferee or is adjusted against general reserve.
- The identity of the reserves are preserved and the reserves of the transferor become the reserves of the transferee.
- The difference, if any, between the amounts recorded as share capital issued plus any additional consideration in the form of cash or other assets and the amount of share capital of the transferor is transferred to capital reserve and is presented separately from other capital reserves

### c) Investment in joint ventures

A joint venture is a type of joint arrangement whereby the parties that have joint control of the arrangement have rights to the net assets of the joint venture. Joint control is the contractually agreed sharing of control of an arrangement, which exists only when decisions about the relevant activities require unanimous consent of the parties sharing control.

The considerations made in determining whether significant influence or joint control are similar to those necessary to determine control over the subsidiary.

The Group's investment in its joint venture are accounted for using the equity method. Under the

# Notes to the Consolidated financial statements

for the year ended March 31, 2021

equity method, the investment in joint venture is initially recognised at cost. The carrying amount of the investment is adjusted to recognise changes in the Group's share of net assets of the joint venture since the acquisition date. Goodwill relating to the joint venture is included in the carrying amount of the investment and is not tested for impairment individually.

The statement of profit and loss reflects the Group's share of the results of operations of the joint venture. Any change in OCI of those investees is presented as part of the Group's OCI. In addition, when there has been a change recognised directly in the equity of the joint venture, the Group recognises its share of any changes, when applicable, in the statement of changes in equity. Unrealised gains and losses resulting from transactions between the Group and the joint venture are eliminated to the extent of the interest in the joint venture.

If an entity's share of losses of a joint venture equals or exceeds its interest in the joint venture (which includes any long term interest that, in substance, form part of the Group's net investment in the joint venture), the entity discontinues recognising its share of further losses. Additional losses are recognised only to the extent that the Group has incurred legal or constructive obligations or made payments on behalf of the joint venture. If the joint venture subsequently reports profits, the entity resumes recognising its share of those profits only after its share of the profits equals the share of losses not recognised.

The aggregate of the Group's share of profit or loss of a joint venture is shown on the face of the statement of profit and loss.

The financial statements of the joint venture are prepared for the same reporting period as the Group. When necessary, adjustments are made to bring the accounting policies in line with those of the Group.

After application of the equity method, the Group determines whether it is necessary to recognise an impairment loss on its investment in its joint venture. At each reporting date, the Group determines whether there is objective evidence that the investment in the

joint venture is impaired. If there is such evidence, the Group calculates the amount of impairment as the difference between the recoverable amount of the joint venture and its carrying value, and then recognises the loss as 'Share of profit of a joint venture' in the statement of profit or loss.

Upon loss of joint control over the joint venture, the Group measures and recognises any retained investment at its fair value. Any difference between the carrying amount of the joint venture upon loss of joint control and the fair value of the retained investment and proceeds from disposal is recognised in profit or loss.

## d) Current versus non-current classification

The Group presents assets and liabilities in the balance sheet based on current/ non-current classification. An asset is treated as current when it is:

- Expected to be realised or intended to sold or consumed in normal operating cycle
- Held primarily for the purpose of trading
- Expected to be realised within twelve months after the reporting period, or
- Cash or cash equivalent unless restricted from being exchanged or used to settle a liability for at least twelve months after the reporting period.

All other assets are classified as non-current.

A liability is current when:

- It is expected to be settled in normal operating cycle
- It is held primarily for the purpose of trading
- It is due to be settled within twelve months after the reporting period, or
- There is no unconditional right to defer the settlement of the liability for at least twelve months after the reporting period



# Notes to the Consolidated financial statements

for the year ended March 31, 2021

The Group classifies all other liabilities as non-current.

Deferred tax assets and liabilities are classified as non-current assets and liabilities.

The operating cycle is the time between publishing of advertisement and circulation of newspaper and its realisation in cash and cash equivalents. The Group has identified twelve months as its operating cycle.

## e) Foreign currencies

The Group's consolidated financial statements are presented in ₹, which is also the parent company's functional currency. For each entity the Group determines the functional currency and items included in the financial statements of each entity are measured using that functional currency. The Group uses the direct method of consolidation and on disposal of a foreign operation the gain or loss that is reclassified to profit or loss reflects the amount that arises from using this method.

### Transactions and Balances

Transactions in foreign currencies are initially recorded by the Group's entities at their respective functional currency spot rates at the date the transaction first qualifies for recognition. However, for practical reasons, the Group uses monthly average rate if the average approximates the actual rate at the date of the transaction.

Monetary assets and liabilities denominated in foreign currencies are translated at the functional currency spot rates of exchange at the reporting date.

Exchange differences arising on the settlement of monetary items or on restatement of the Parent Company's monetary items at rates different from those at which they were initially recorded during the period, or reported in previous financial statements, are recognized as income or as expenses in the period in which they arise. They are deferred in equity if they relate to qualifying cash flow hedges.

Non-monetary items that are measured in terms of historical cost in a foreign currency are translated

using the exchange rates at the dates of the initial transactions.

Exchange differences pertaining to long term foreign currency loans obtained or re-financed on or before 31 March 2016:

- Exchange differences on long-term foreign currency monetary items relating to acquisition of depreciable assets are adjusted to the carrying cost of the assets and depreciated over the balance life of the assets in accordance with option available under Ind-AS 101 (first time adoption).

Exchange differences pertaining to long term foreign currency loans obtained or re-financed on or after 1 April 2016:

- The exchange differences pertaining to long term foreign currency loans obtained or re-financed on or after 1 April 2016 is charged off or credited to the statement of profit & loss account under Ind-AS.

## f) Fair value measurement

The Group measures financial instruments, such as, derivatives and certain investments at fair value at each reporting/ balance sheet date.

Fair value is the price that would be received to sell an asset or paid to transfer a liability in an orderly transaction between market participants at the measurement date. The fair value measurement is based on the presumption that the transaction to sell the asset or transfer the liability takes place either:

- In the principal market for the asset or liability, or
- In the absence of a principal market, in the most advantageous market for the asset or liability

The principal or the most advantageous market must be accessible by the Group.

The fair value of an asset or a liability is measured using the assumptions that market participants would use when pricing the asset or liability, assuming that market participants act in their economic best interest.

# Notes to the Consolidated financial statements

for the year ended March 31, 2021

A fair value measurement of a non-financial asset takes into account a market participant's ability to generate economic benefits by using the asset in its highest and best use or by selling it to another market participant that would use the asset in its highest and best use.

The Group uses valuation techniques that are appropriate in the circumstances and for which sufficient data are available to measure fair value, maximising the use of relevant observable inputs and minimising the use of unobservable inputs.

All assets and liabilities for which fair value is measured or disclosed in the financial statements are categorised within the fair value hierarchy, described as follows, based on the lowest level input that is significant to the fair value measurement as a whole:

- Level 1 — Quoted (unadjusted) market prices in active markets for identical assets or liabilities
- Level 2 — Valuation techniques for which inputs are inputs other than quoted prices included within Level 1 that are observable for the asset or liability, either directly or indirectly
- Level 3 — Valuation techniques for which inputs are unobservable inputs for the asset or liability

For assets and liabilities that are recognised in the financial statements on a recurring basis, the Group determines whether transfers have occurred between levels in the hierarchy by re-assessing categorisation (based on the lowest level input that is significant to the fair value measurement as a whole) at the end of each reporting period.

For the purpose of fair value disclosures, the Group has determined classes of assets and liabilities on the basis of the nature, characteristics and risks of the asset or liability and the level of the fair value hierarchy as explained above.

This note summarises accounting policy for fair value. Other fair value related disclosures are given in the relevant notes :

- Disclosures for valuation methods, significant estimates and assumptions (Note 37)
- Quantitative disclosures of fair value measurement hierarchy (Note 37)
- Investment properties (Note 4)
- Financial instruments (including those carried at amortised cost) (Note 37)

## g) Revenue recognition

Revenue is recognised to the extent that it is probable that the economic benefits will flow to the Group and the revenue can be reliably measured, regardless of when the payment is being made. Revenue is measured based on the transaction price, which is the consideration, adjusted for allowances, trade discounts, volume rebates, if any, as specified in the contract with the customer. Revenue excludes taxes collected from customers. The Group has concluded that it is the principal in all of its revenue arrangements since it is the primary obligor in all the revenue arrangements as it has pricing latitude and is also exposed to inventory and credit risks.

Goods and Service Tax (GST) is not received by the Group on its own account. Rather, it is tax collected on behalf of the government. Accordingly, it is excluded from revenue.

### Contract asset and unbilled receivables

Contract asset represents the Group's right to consideration in exchange for services that the Group has transferred to a customer when that right is conditioned on something other than the passage of time.

When there is unconditional right to receive cash, and only passage of time is required to do invoicing, the same is presented as unbilled receivable.

### Contract liability

A contract liability is recognised if a payment is received or a payment is due (whichever is earlier) from a customer before the Group transfers the

# Notes to the Consolidated financial statements

for the year ended March 31, 2021

related goods or services and the Company is under an obligation to provide only the goods or services under the contract. Contract liabilities are recognised as revenue when the Group performs under the contract (i.e., transfers control of the related goods or services to the customer).

The specific recognition criteria described below must also be met before revenue is recognised:

## Advertisements

Revenue is recognized as and when advertisement is published/ displayed and when it is “probable” that the Group will collect the consideration it is entitled to in exchange for the services it transfers to the customer.

Revenue from advertisement is measured based on the transaction price, which is the consideration, adjusted for allowances, trade discounts and volume rebates.

## Education

Revenue is recognized when persuasive evidence of an arrangement exists, services have been rendered or delivery has occurred, fee or price to the customer is fixed or determinable and collectability is reasonably assured

- Tuition and educational services encompasses all educational delivery modalities (i.e online, on-campus etc.) and
- Revenue is recognized (Tuition fee including registration fee, net of discounts) over the period of instruction as services are delivered to students, which may vary depending on the program structure. Following situations may arise-
  - **Regular Students:** Revenue is recognized over the period of instruction for the program.
  - **Students on Break:** Revenue is deferred till the time student joins back and revenue is recognized once the student’s period of instructions starts again.

- **Drop out students:** Revenue is recognized to the extent instructions are delivered and payment is received.
- Students are billed separately for each program, resulting in the recording of a receivable from the student and deferred revenue in the amount of the billing.
- The Group generally recognizes revenue evenly over the period of instruction (e.g. five weeks for a five-week course) as services are delivered to the student.
- For students who enrolls at Group’s programs on risk free basis (100% scholarship, Ambassador program, Trials), the Group does not recognize revenue for that program until students decide to continue beyond the risk free period, which is when the fees become fixed and determinable.
- The Group reassesses collectability throughout the period revenue is recognized when there are changes in facts or circumstances that indicate collectability is no longer reasonably assured

Security deposit collected from students are refundable post completion of the program and are not recognized as revenue.

## Sale of News & Publications, Waste Papers and Scrap

Revenue from the sale of newspaper & publications are recognised when the newspaper and publications are delivered to the distributor. Revenue from the sale of waste papers/scrap is recognised when the control is transferred to the buyer, usually on delivery of the waste papers/scrap. Revenue from the sale of goods is measured based on the transaction price, which is the consideration, adjusted for returns, allowances, trade discounts and volume rebates.

For contracts with a significant financing component, an entity adjusts the promised consideration to reflect the time value of money.

# Notes to the Consolidated financial statements

for the year ended March 31, 2021

Management also extends a right to return to its customers which it believes is a form of variable consideration. Revenue recognition is limited to amounts for which it is "highly probable" a significant reversal will not occur (i.e. it is highly probable the goods will not be returned). A refund liability is established for the expected amount of refunds and credits to be issued to customers.

## Printing Job Work

Revenue from printing job work is recognized on the stage of completion of job work as per terms of the agreement. Revenue from job work is measured based on the transaction price, which is the consideration, adjusted for allowances, trade discounts and volume rebates, if any.

## Interest income

For all debt instruments measured at amortised cost, interest income is recorded using the effective interest rate (EIR). EIR is the rate that exactly discounts the estimated future cash payments or receipts over the expected life of the financial instrument or a shorter period, where appropriate, to the gross carrying amount of the financial asset or to the amortised cost of a financial liability. When calculating the effective interest rate, the Group estimates the expected cash flows by considering all the contractual terms of the financial instrument (for example, prepayment, extension, call and similar options) but does not consider the expected credit losses. Interest income is included in other income in the statement of profit and loss.

## Dividends

Revenue is recognised when the Group's right to receive the payment is established, which is generally when shareholders approve the dividend.

## h) Government grants

Government grants are recognised where there is reasonable assurance that the grant will be received and all attached conditions will be complied with. When the grant relates to an expense item, it is recognised as income on a systematic basis over

the periods that the related costs, for which it is intended to compensate, are expensed. When the grant relates to an asset, it is recognised as income in equal amounts over the expected useful life of the related asset.

When the Group receives grants for purchase of property, plant and equipment, the asset and the grant are recorded at fair value amounts and released to statement of profit and loss over the expected useful life of the asset.

## i) Taxes

### Current income tax

Tax expense comprises current and deferred tax.

Current income tax is measured at the amount expected to be paid to the tax authorities in accordance with the Income Tax Act, 1961.

Current income tax assets and liabilities are measured at the amount expected to be recovered from or paid to the taxation authorities. The tax rates and tax laws used to compute the amount are those that are enacted or substantively enacted, at the reporting date.

Current income tax relating to items recognised outside profit or loss is recognised outside profit or loss (either in other comprehensive income or in equity). Current tax items are recognised in correlation to the underlying transaction either in OCI or directly in equity. Management periodically evaluates positions taken in the tax returns with respect to situations in which applicable tax regulations are subject to interpretation and establishes provisions where appropriate.

Appendix C to Ind AS 12, Income Taxes dealing with accounting for uncertainty over income tax treatments does not have any material impact on financial statements of the Group.

### Deferred tax

Deferred tax is provided considering temporary differences between the tax bases of assets and

# Notes to the Consolidated financial statements

for the year ended March 31, 2021

liabilities and their carrying amounts for financial reporting purposes at the reporting date.

Deferred tax liabilities are recognised for all taxable temporary differences.

Deferred tax assets are recognised for all deductible temporary differences, the carry forward of unused tax credits and any unused tax losses. Deferred tax assets are recognised to the extent that it is probable with convincing evidence that taxable profit will be available against which the deductible temporary differences, and the carry forward of unused tax credits and unused tax losses can be utilised.

Deferred tax assets and liabilities are measured at the tax rates that are expected to apply in the year when the asset is realised or the liability is settled, based on tax rates (and tax laws) that have been enacted or substantively enacted at the reporting date.

Deferred tax relating to items recognised outside profit or loss is recognised outside profit or loss. Deferred tax items are recognised in correlation to the underlying transaction either in OCI or directly in equity.

Deferred tax assets and deferred tax liabilities are offset if and only if it has a legally enforceable right to set off current tax assets and current tax liabilities and the deferred tax assets and deferred tax liabilities relate to income taxes levied by the same taxation authority on either the same taxable entity or different taxable entities which intend either to settle current tax liabilities and assets on a net basis, or to realise the assets and settle the liabilities simultaneously, in each future period in which significant amounts of deferred tax liabilities or assets are expected to be settled or recovered.

MAT Credits are in the form of unused tax credits that are carried forward by the Group for a specified period of time. Accordingly, MAT Credit Entitlement are grouped with Deferred Tax Asset in the Balance Sheet. The Group reviews at each balance sheet date the reasonable certainty to recover deferred tax asset including MAT Credit Entitlement.

## **GST/ value added taxes paid on acquisition of assets or on incurring expenses**

Expenses and assets are recognised net of the amount of GST/ value added taxes paid, except:

- When the tax incurred on a purchase of assets or services is not recoverable from the taxation authority, in which case, the tax paid is recognised as part of the cost of acquisition of the asset or as part of the expense item, as applicable
- When receivables and payables are stated with the amount of tax included

The net amount of tax recoverable from, or payable to, the taxation authority is included as part of receivables or payables in the balance sheet.

## **j) Property, plant and equipment**

The Group has applied the one time transition option of considering the carrying cost of property, plant & equipment and intangibles assets on the transition date i.e. April 1, 2015 as the deemed cost under Ind-AS.

Construction in progress is stated at cost, net of accumulated impairment losses, if any. Plant and equipment is stated at cost, net of accumulated depreciation and accumulated impairment losses, if any. Such cost includes the cost of replacing part of the plant and equipment and borrowing costs for long-term construction projects if the recognition criteria are met.

Cost comprises the purchase price, borrowing costs if capitalization criteria are met and any directly attributable cost of bringing the asset to its working condition for the intended use. Any trade discounts and rebates are deducted in arriving at the purchase price.

### **Recognition:**

The cost of an item of property, plant and equipment shall be recognised as an asset if, and only if:

- it is probable that future economic benefits associated with the item will flow to the entity; and

# Notes to the Consolidated financial statements

for the year ended March 31, 2021

(b) the cost of the item can be measured reliably.

When significant parts of plant and equipment are required to be replaced at intervals, the Group depreciates them separately based on their specific useful life. Likewise, when a major inspection is performed, its cost is recognised in the carrying amount of the plant and equipment as a replacement if the recognition criteria are satisfied. All other repair and maintenance costs are recognised in profit or loss as incurred. The present value of the expected cost for the decommissioning of an asset after its use is included in the cost of the respective asset if the recognition criteria for a provision are met.

## Depreciation methods, estimated useful life and residual value

Depreciation is calculated on a straight-line basis over the estimated useful life of the assets as follows:

Type of asset	Useful life estimated by management (Years)
Plant and Machinery	2-21
Buildings (Factory)	10-30
Buildings (other than factory buildings)	3-60
Furniture and Fittings	2-10
IT Equipment	3-6
Office Equipment	2-5
Vehicles	8

The Group, based on technical assessment made by the management depreciates certain assets over estimated useful life which are different from the useful life prescribed in Schedule II to the Companies Act, 2013. The management has estimated, supported by technical assessment, the useful life of certain plant and machinery as 16 to 21 years. These useful life are higher than those indicated in schedule II to the Companies Act, 2013. The management believes that these estimated useful life are realistic and reflect a fair approximation of the period over which the assets are likely to be used.

Property, Plant and Equipment which are added/discharged off during the year, depreciation is provided

on pro-rata basis with reference to the month of addition/deletion.

An item of property, plant and equipment and any significant part initially recognised is derecognised upon disposal or when no future economic benefits are expected from its use or disposal. Any gain or loss arising on de-recognition of the asset (calculated as the difference between the net disposal proceeds and the carrying amount of the asset) is included in the income statement when the asset is derecognised.

Subsequent expenditure can be capitalised only if it is probable that future economic benefits associated with the expenditure will flow to the group.

Expenditure directly attributable to construction activity is capitalized. Other indirect costs incurred during the construction periods which are not directly attributable to construction activity are charged to Statement of Profit and Loss. Reinvested income earned during the construction period is adjusted against the total of indirect expenditure.

The residual values, useful life and methods of depreciation of property, plant and equipment are reviewed at each financial year end and adjusted prospectively, if appropriate.

## k) Investment properties

Investment properties are properties (land and buildings) that are held for long-term rental yields and/or for capital appreciation. Investment properties are measured initially at cost, including transaction costs. Subsequent to initial recognition, investment properties are stated at cost less accumulated depreciation and accumulated impairment loss, if any.

The Group depreciates building component of investment property over 30 years from the date property is ready for possession.

Though the Group measures investment property using cost based measurement, the fair value of investment property is disclosed in the notes. Fair values are determined based on an annual evaluation performed by an accredited external independent valuer.

# Notes to the Consolidated financial statements

for the year ended March 31, 2021

On transition to Ind AS, the Group has elected to continue with the carrying value of all of its Investment properties recognised as at 1st April 2015 measured as per the Indian GAAP and use that carrying value as the deemed cost of the Investment Properties.

Investment properties are derecognised either when they have been disposed of or when they are permanently withdrawn from use and no future economic benefit is expected from their disposal. The difference between the net disposal proceeds and the carrying amount of the asset is recognised in profit or loss in the period of de-recognition.

## l) Intangible assets

Intangible assets acquired separately are measured on initial recognition at cost. The cost of intangible assets acquired in a business combination is their fair value at the date of acquisition. Following initial recognition, intangible assets are carried at cost less any accumulated amortisation and accumulated impairment losses. Internally generated intangibles, excluding capitalised development costs, are not capitalised and the related expenditure is reflected in profit or loss in the period in which the expenditure is incurred.

Value for individual software license acquired from HT Media Limited in an earlier year is allocated based on the valuation carried out by an independent expert at the time of acquisition.

On transition to Ind AS, the Group has elected to continue with the carrying value of all of its Intangible assets recognised as at 1st April 2015 measured as per the previous GAAP and use that carrying value as the deemed cost of the Intangible assets.

The useful life of intangible assets is assessed as either finite or indefinite.

Intangible assets with finite life are amortised over the useful economic life and assessed for impairment whenever there is an indication that the intangible asset may be impaired. The amortisation period and the amortisation method for an intangible asset with a finite useful life are reviewed at least at the end

of each reporting period. Changes in the expected useful life or the expected pattern of consumption of future economic benefits embodied in the asset are considered to modify the amortisation period or method, as appropriate, and are treated as changes in accounting estimates. The amortisation expense on intangible assets with finite life is recognised in the statement of profit and loss.

Intangible assets with indefinite useful life are not amortised, but are tested for impairment annually, either individually or at the cash-generating unit level. The assessment of indefinite life is reviewed annually to determine whether the indefinite life continues to be supportable. If not, the change in useful life from indefinite to finite is made on a prospective basis.

Intangible assets with finite life are amortized on straight line basis using the estimated useful life as follows:

Intangible Assets	Useful life (in years)
Software Licenses	1 - 6
Brand	Indefinite useful life

An intangible asset is derecognised upon disposal (i.e., at the date the recipient obtains control) or when no future economic benefits are expected from its use or disposal. Any gain or loss arising upon derecognition of the asset (calculated as the difference between the net disposal proceeds and the carrying amount of the asset) is included in the statement of profit or loss.

## m) Borrowing costs

Borrowing costs directly attributable to the acquisition, construction or production of an asset that necessarily takes a substantial period of time to get ready for its intended use or sale are capitalised as part of the cost of the asset. All other borrowing costs are expensed in the period in which they occur. Borrowing costs consist of interest and other costs that an entity incurs in connection with the borrowing of funds. Borrowing cost also includes exchange differences to the extent regarded as an adjustment to the borrowing costs.

# Notes to the Consolidated financial statements

for the year ended March 31, 2021

## n) Leases

A contract is, or contains, a lease if the contract conveys the right to control the use of an identified asset for a period of time in exchange for consideration.

### Group as a lessee

The Group recognises right-of-use asset representing its right to use the underlying asset for the lease term at the lease commencement date. The cost of the right-of-use asset measured at inception shall comprise of the amount of the initial measurement of the lease liability adjusted for any lease payments made at or before the commencement date less any lease incentives received, plus any initial direct costs incurred and an estimate of costs to be incurred by the lessee in dismantling and removing the underlying asset or restoring the underlying asset or site on which it is located. The right-of-use assets is subsequently measured at cost less any accumulated depreciation, accumulated impairment losses, if any and adjusted for any remeasurement of the lease liability. The right-of-use assets is depreciated using the straight-line method from the commencement date over the shorter of lease term or useful life of right-of-use asset. The estimated useful lives of right-of-use assets are determined on the same basis as those of property, plant and equipment. Right-of-use assets are tested for impairment whenever there is any indication that their carrying amounts may not be recoverable. Impairment loss, if any, is recognised in the statement of profit and loss.

The Group measures the lease liability at the present value of the lease payments that are not paid at the commencement date of the lease. The lease payments are discounted using the interest rate implicit in the lease, if that rate can be readily determined. If that rate cannot be readily determined, the Group uses incremental borrowing rate. The lease payments shall include fixed payments, variable lease payments, residual value guarantees, exercise price of a purchase option where the Group is reasonably certain to exercise that option and payments of penalties for terminating the lease, if the

lease term reflects the lessee exercising an option to terminate the lease. After the commencement date, the amount of lease liabilities is increased to reflect the accretion of interest and reduced for the lease payments made. The lease liability is subsequently remeasured by increasing the carrying amount to reflect interest on the lease liability, reducing the carrying amount to reflect the lease payments made and remeasuring the carrying amount to reflect any reassessment or lease modifications or to reflect revised in-substance fixed lease payments. The Group recognises the amount of the re-measurement of lease liability due to modification as an adjustment to the right-of-use asset and statement of profit and loss depending upon the nature of modification. Where the carrying amount of the right-of-use asset is reduced to zero and there is a further reduction in the measurement of the lease liability, the Group recognises any remaining amount of the re-measurement in statement of profit and loss.

The Group has elected not to apply the requirements of Ind AS 116 to short-term leases of all assets that have a lease term of 12 months or less and leases for which the underlying asset is of low value. The lease payments associated with these leases are recognised as an expense on a straight-line basis over the lease term.

As a practical expedient a lessee (the Group) has elected, by class of underlying asset, not to separate lease components from any associated non-lease components. A lessee (the Group) accounts for the lease component and the associated non-lease components as a single lease component.

### Group as a lessor

At the inception of the lease the Group classifies each of its leases as either an operating lease or a finance lease. The Group recognises lease payments received under operating leases as income on a straight-line basis over the lease term. In case of a finance lease, finance income is recognised over the lease term based on a pattern reflecting a constant periodic rate of return on the lessor's net investment in the lease.



# Notes to the Consolidated financial statements

for the year ended March 31, 2021

## o) Inventories

Inventories are valued as follows :

Raw materials, stores and spares	Lower of cost and net realizable value. However, material and other items held for use in the production of inventories are not written down below cost if the finished products in which they will be incorporated are expected to be sold at or above cost. Cost is determined on a weighted average basis.
Work-in-progress and finished goods	Lower of cost and net realizable value. Cost includes direct materials and a proportion of manufacturing overheads based on normal operating capacity. Cost is determined on a weighted average basis.
Scrap and waste papers	At net realizable value

Net realisable value is the estimated selling price in the ordinary course of business, less estimated costs of completion and the estimated costs necessary to make the sale.

## p) Impairment of non-financial assets

For assets with definite useful life, the Group assesses, at each reporting date, whether there is an indication that an asset may be impaired. If any indication exists, or when annual impairment testing for an asset is required, the Group estimates the asset's recoverable amount. An asset's recoverable amount is the higher of an asset's or cash-generating unit's (CGU) fair value less costs of disposal and its value in use. Recoverable amount is determined for an individual asset, unless the asset does not generate cash inflows that are largely independent of those from other assets or groups of assets. When the carrying amount of an asset or CGU exceeds its recoverable amount, the asset is considered impaired and is written down to its recoverable amount.

In assessing value in use, the estimated future cash flows are discounted to their present value using a pre-tax discount rate that reflects current market assessments of the time value of money and the risks specific to the asset. In determining fair value less costs of disposal, recent market transactions are taken into account. If no such transactions can be identified, an appropriate valuation model is used. These calculations are corroborated by valuation multiples, quoted share prices for publicly traded Group's or other available fair value indicators.

The Group bases its impairment calculation on detailed budgets and forecast calculations, which are prepared separately for each of the Group's CGUs to which the individual assets are allocated. These budgets and forecast calculations generally cover a period of five years. For longer periods, a long-term growth rate is calculated and applied to project future cash flows after the fifth year. To estimate cash flow projections beyond periods covered by the most recent budgets/forecasts, the Group extrapolates cash flow projections in the budget using a steady or declining growth rate for subsequent years, unless an increasing rate can be justified. In any case, this growth rate does not exceed the long-term average growth rate for the products, industries, or country or countries in which the entity operates, or for the market in which the asset is used.

Impairment losses of continuing operations, including impairment on inventories, are recognised in the statement of profit and loss.

An assessment is made at each reporting date to determine whether there is an indication that previously recognised impairment losses no longer exist or have decreased. If such indication exists, the Group estimates the asset's or CGU's recoverable amount. A previously recognised impairment loss is reversed only if there has been a change in the assumptions used to determine the asset's recoverable amount since the last impairment loss was recognised. The reversal is limited so that the carrying amount of the asset does not exceed its recoverable amount, nor exceed the carrying amount that would have been determined, net

# Notes to the Consolidated financial statements

for the year ended March 31, 2021

of depreciation, had no impairment loss been recognised for the asset in prior years. Such reversal is recognised in the statement of profit or loss unless the asset is carried at a revalued amount, in which case, the reversal is treated as a revaluation increase.

## q) Provisions

Provisions are recognised when the Group has a present obligation (legal or constructive) as a result of a past event, it is probable that an outflow of resources embodying economic benefits will be required to settle the obligation and a reliable estimate can be made of the amount of the obligation. When the Group expects some or all of a provision to be reimbursed, for example, under an insurance contract, the reimbursement is recognised as a separate asset, but only when the reimbursement is virtually certain. The expense relating to a provision is presented in the statement of profit and loss net of any reimbursement.

If the effect of the time value of money is material, provisions are discounted using a current pre-tax rate that reflects, when appropriate, the risks specific to the liability. When discounting is used, the increase in the provision due to the passage of time is recognised as a finance cost.

## r) Employee benefits

### Short term employee benefits and defined contribution plans:

All employee benefits payable/available within twelve months of rendering the service are classified as short-term employee benefits. Benefits such as salaries, wages and bonus etc. are recognised in the statement of profit and loss in the period in which the employee renders the related service.

Employee benefit in the form of provident fund is a defined contribution scheme. The Group has no obligation, other than the contribution payable to the provident fund. The Group recognizes contribution payable to the provident fund scheme as an expense, when an employee renders the related service. If the contribution payable to the scheme

for service received before the balance sheet date exceeds the contribution already paid, the deficit payable to the scheme is recognized as a liability after deducting the contribution already paid. If the contribution already paid exceeds the contribution due for services received before the balance sheet date, then excess is recognized as an asset to the extent that the pre-payment will lead to, for example, a reduction in future payment or a cash refund.

### Gratuity

Gratuity is a defined benefit scheme. The defined benefit obligation is Computed by actuaries using the projected unit credit method.

Re-measurements, comprising of actuarial gains and losses, the effect of the asset ceiling, excluding amounts included in net interest on the net defined benefit liability and the return on plan assets (excluding amounts included in net interest on the net defined benefit liability), are recognised immediately in the balance sheet with a corresponding debit or credit to retained earnings through OCI in the period in which they occur. Re-measurements are not reclassified to profit or loss in subsequent periods.

Past service costs are recognised in profit or loss on the earlier of:

- The date of the plan amendment or curtailment, and
- The date that the Group recognises related restructuring cost

Net interest is calculated by applying the discount rate to the net defined benefit liability or asset.

The Group recognises the following changes in the net defined benefit obligation as an expense in the Statement of profit and loss:

- Service costs comprising current service costs, past-service costs, gains and losses on curtailments and non-routine settlements; and
- Net interest expense or income

# Notes to the Consolidated financial statements

for the year ended March 31, 2021

## Termination Benefits

Termination benefits are payable when employment is terminated by the group before the normal retirement date. The Group recognises termination benefits at the earlier of the following dates: (a) when the group can no longer withdraw the offer of those benefits; and (b) when the Group recognises costs for a restructuring that is within the scope of Ind AS 37 and involves the payment of terminations benefits. Benefits falling due more than 12 months after the end of the reporting period are discounted to present value.

## Compensated Absences

Accumulated leave, which is expected to be utilized within the next 12 months, is treated as short term employee benefit. The Group measures the expected cost of such absences as the additional amount that it expects to pay as a result of the unused entitlement that has accumulated at the reporting date.

Re-measurements, comprising of actuarial gains and losses, are immediately taken to the statement of profit and loss and are not deferred. The Group presents the leave as a current liability in the balance sheet to the extent it does not have an unconditional right to defer its settlement for 12 months after the reporting date. Where Group has the unconditional legal and contractual right to defer the settlement for a period beyond 12 months, the same is presented as non-current liability.

## s) Share-based payments

Employees (including senior executives) of the Group receive remuneration in the form of share-based payments, whereby employees render services as consideration for equity instruments (equity-settled transactions).

### Equity-settled transactions

The cost of equity-settled transactions is determined by the fair value at the date when the grant is made using an appropriate valuation model. The Group

has availed option under Ind-AS 101, to apply intrinsic value method to the options already vested before the date of transition and applied Ind-AS 102 Share-based payment to equity instruments that remain unvested as of transition date

That cost is recognised, together with a corresponding increase in share-based payment (SBP) reserves in equity, over the period in which the performance and/or service conditions are fulfilled in employee benefits expense. The cumulative expense recognised for equity-settled transactions at each reporting date until the vesting date reflects the extent to which the vesting period has expired and the Group's best estimate of the number of equity instruments that will ultimately vest. The statement of profit and loss expense or credit for a period represents the movement in cumulative expense recognised as at the beginning and end of that period and is recognised in employee benefits expense. The SBP Scheme is administered through Employee Stock Option Trust.

Service and non-market performance conditions are not taken into account when determining the grant date fair value of awards, but the likelihood of the conditions being met is assessed as part of the Group's best estimate of the number of equity instruments that will ultimately vest. Market performance conditions are reflected within the grant date fair value. Any other conditions attached to an award, but without an associated service requirement, are considered to be non-vesting conditions. Non-vesting conditions are reflected in the fair value of an award and lead to an immediate expensing of an award unless there are also service and/or performance conditions.

No expense is recognised for awards that do not ultimately vest because non-market performance and/or service conditions have not been met. Where awards include a market or non-vesting condition, the transactions are treated as vested irrespective of whether the market or non-vesting condition is satisfied, provided that all other performance and/or service conditions are satisfied.

# Notes to the Consolidated financial statements

for the year ended March 31, 2021

When the terms of an equity-settled award are modified, the minimum expense recognised is the expense had the terms had not been modified, if the original terms of the award are met. An additional expense is recognised for any modification that increases the total fair value of the share-based payment transaction, or is otherwise beneficial to the employee as measured at the date of modification. Where an award is cancelled by the entity or by the counterparty, any remaining element of the fair value of the award is expensed immediately through profit or loss.

The dilutive effect of outstanding options is reflected as additional share dilution in the computation of diluted earnings per share.

## t) Financial instruments

A financial instrument is any contract that gives rise to a financial asset of one entity and a financial liability or equity instrument of another entity.

### Financial assets

#### Initial recognition and measurement

All financial assets (Other than trade receivable which is recognised at transaction price as per Ind AS 115) are recognised initially at fair value plus, in the case of financial assets not recorded at fair value through profit or loss, transaction costs that are attributable to the acquisition of the financial asset.

#### Subsequent measurement

For purposes of subsequent measurement, financial assets are classified into two categories:

- Debt instruments at amortised cost
- Debt instruments, derivatives and equity instruments at fair value through profit or loss (FVTPL)

#### Debt instruments at amortised cost

A 'debt instrument' is measured at the amortised cost if both the following conditions are met:

- a) The asset is held within a business model whose objective is to hold assets for collecting contractual cash flows, and
- b) Contractual terms of the asset give rise on specified dates to cash flows that are solely payments of principal and interest (SPPI) on the principal amount outstanding.

After initial measurement, such financial assets are subsequently measured at amortised cost using the effective interest rate (EIR) method. Amortised cost is calculated by taking into account any discount or premium on acquisition and fees or costs that are an integral part of the EIR. The EIR amortisation is included in finance income in the profit or loss. The losses arising from impairment are recognised in the profit or loss. This category generally applies to trade and other receivables. For more information on receivables, refer to Note 10A.

#### Debt instruments at FVTPL

FVTPL is a residual category for debt instruments. Any debt instrument, which does not meet the criteria for categorization as at amortized cost or as FVTOCI, is classified as at FVTPL.

In addition, the Group may elect to designate a debt instrument which otherwise meets amortized cost or FVTOCI criteria, as at FVTPL. However, such election is allowed only if doing so reduces or eliminates a measurement or recognition inconsistency (referred to as 'accounting mismatch').

Debt instruments included within the FVTPL category are measured at fair value with all changes recognized in the Statement of Profit and Loss as "Finance income from debt instruments at FVTPL" under the head "Other Income".

#### Equity investments

All equity investments in scope of Ind-AS 109 are measured at fair value. Equity instruments which are held for trading recognised by an acquirer in a business combination to which Ind-AS 103 applies are Ind-AS classified as at FVTPL. For all other equity

# Notes to the Consolidated financial statements

for the year ended March 31, 2021

instruments, the Group may make an irrevocable election to present in other comprehensive income subsequent changes in the fair value. The Group makes such election on an instrument-by-instrument basis. The classification is made on initial recognition and is irrevocable.

If the Group decides to classify an equity instrument as at FVTOCI, then all fair value changes on the instrument, excluding dividends, are recognized in the OCI. There is no recycling of the amounts from OCI to P&L, even on sale of investment. However, the Group may transfer the cumulative gain or loss within equity.

Equity instruments included within the FVTPL category are measured at fair value with all changes recognized in the P&L.

## De-recognition

A financial asset (or, where applicable, a part of a financial asset or part of a Group of similar financial assets) is primarily derecognised (i.e. removed from the Group's balance sheet) when:

- The rights to receive cash flows from the asset have expired, or
- The Group has transferred its rights to receive cash flows from the asset or has assumed an obligation to pay the received cash flows in full without material delay to a third party under a 'pass-through' arrangement; and either (a) the Group has transferred substantially all the risks and rewards of the asset, or (b) the Group has neither transferred nor retained substantially all the risks and rewards of the asset, but has transferred control of the asset.

When the Group has transferred its rights to receive cash flows from an asset or has entered into a pass-through arrangement, it evaluates if and to what extent it has retained the risks and rewards of ownership. When it has neither transferred nor retained substantially all of the risks and rewards of the asset, nor transferred control of the asset, the Group continues to recognise the transferred asset to the extent of the Group continuing involvement. In

that case, the Group also recognises an associated liability. The transferred asset and the associated liability are measured on a basis that reflects the rights and obligations that the Group has retained.

Continuing involvement that takes the form of a guarantee over the transferred asset is measured at the lower of the original carrying amount of the asset and the maximum amount of consideration that the Group could be required to repay.

## Impairment of financial assets

In accordance with Ind-AS 109, the Group applies expected credit loss (ECL) model for measurement and recognition of impairment loss on the following financial assets and credit risk exposure:

- a) Financial assets that are debt instruments, and are measured at amortised cost e.g., loans, debt securities, deposits, trade receivables and bank balance
- b) Trade receivables or any contractual right to receive cash or another financial asset that result from transactions that are within the scope of Ind-AS 115 (referred to as 'contractual revenue receivables' in these financial statements)

The Group follows 'simplified approach' for recognition of impairment loss allowance on:

- Trade receivables or contract revenue receivables; and
- All lease receivables resulting from transactions within the scope of Ind- AS 116

The application of simplified approach does not require the Group to track changes in credit risk. Rather, it recognises impairment loss allowance based on lifetime ECLs at each reporting date, right from its initial recognition.

For recognition of impairment loss on other financial assets and risk exposure, the Group determines that whether there has been a significant increase in the credit risk since initial recognition. If credit risk has not increased significantly, 12-month ECL is used to

# Notes to the Consolidated financial statements

for the year ended March 31, 2021

provide for impairment loss. However, if credit risk has increased significantly, lifetime ECL is used. If, in a subsequent period, credit quality of the instrument improves such that there is no longer a significant increase in credit risk since initial recognition, then the entity reverts to recognising impairment loss allowance based on 12-month ECL.

Lifetime ECL are the expected credit losses resulting from all possible default events over the expected life of a financial instrument. The 12-month ECL is a portion of the lifetime ECL which results from default events that are possible within 12 months after the reporting date.

ECL is the difference between all contractual cash flows that are due to the Group in accordance with the contract and all the cash flows that the entity expects to receive (i.e., all cash shortfalls), discounted at the original EIR. When estimating the cash flows, an entity is required to consider:

- All contractual terms of the financial instrument (including prepayment, extension, call and similar options) over the expected life of the financial instrument. However, in rare cases when the expected life of the financial instrument cannot be estimated reliably, then the entity is required to use the remaining contractual term of the financial instrument
- Cash flows from the sale of collateral held or other credit enhancements that are integral to the contractual terms

As a practical expedient, the Group uses a provision matrix to determine impairment loss allowance on portfolio of its trade receivables. The provision matrix is based on its historically observed default rates over the expected life of the trade receivables and is adjusted for forward-looking estimates. At every reporting date, the historical observed default rates are updated and changes in the forward-looking estimates are analysed.

ECL impairment loss allowance (or reversal) recognized during the period is recognized as income/ expense in the statement of profit and loss

(P&L). This amount is reflected under the head 'other expenses' in the P&L. The balance sheet presentation for various financial instruments is described below:

- Financial assets measured as at amortised cost, contractual revenue receivables and lease receivables: ECL is presented as an allowance, i.e., as an integral part of the measurement of those assets in the balance sheet. The allowance reduces the net carrying amount. Until the asset meets write-off criteria, the Group does not reduce impairment allowance from the gross carrying amount.

For assessing increase in credit risk and impairment loss. The Group combines financial instruments on the basis of shared credit risk characteristics with the objective of facilitating an analysis that is designed to enable significant increases in credit risk to be identified on a timely basis.

The Group does not have any purchased or originated credit-impaired (POCI) financial assets, i.e., financial assets which are credit impaired on purchase/ origination.

## Financial liabilities

### Initial recognition and measurement

Financial liabilities are classified, at initial recognition, as financial liabilities at fair value through profit or loss, loans and borrowings, payables, or as derivatives designated as hedging instruments in an effective hedge, as appropriate.

All financial liabilities are recognised initially at fair value and, in the case of loans and borrowings and payables, net of directly attributable transaction costs.

The Group's financial liabilities include trade and other payables, loans and borrowings including bank overdrafts and derivative financial instruments.

### Subsequent measurement

The measurement of financial liabilities depends on their classification, as described below:

# Notes to the Consolidated financial statements

for the year ended March 31, 2021

## Financial liabilities at fair value through profit or loss

Financial liabilities at fair value through profit or loss include financial liabilities designated upon initial recognition as at fair value through profit or loss. This category includes derivative financial instruments entered into by the Group that are not designated as hedging instruments in hedge relationships as defined by Ind-AS 109.

Financial liabilities designated upon initial recognition at fair value through profit or loss are designated as such at the initial date of recognition, and only if the criteria in Ind-AS 109 are satisfied. For liabilities designated as FVTPL, fair value gains/losses attributable to changes in own credit risk are recognized in OCI. These gains/losses are not subsequently transferred to P&L. However, the Group may transfer the cumulative gain or loss within equity. All other changes in fair value of such liability are recognised in the statement of profit or loss.

## Loans and borrowings

After initial recognition, interest-bearing loans and borrowings are subsequently measured at amortised cost using the EIR method. Gains and losses are recognised in profit or loss when the liabilities are derecognised as well as through the EIR amortisation process.

Amortised cost is calculated by taking into account any discount or premium on acquisition and fees or costs that are an integral part of the EIR. The EIR amortisation is included as finance costs in the statement of profit and loss.

This category generally applies to borrowings. For more information refer Note 15A.

## De-recognition

A financial liability is derecognised when the obligation under the liability is discharged or cancelled or expires. When an existing financial liability is replaced by another from the same lender on substantially different terms, or the terms of an existing liability are substantially modified, such an exchange or modification is treated as the de-

recognition of the original liability and the recognition of a new liability. The difference in the respective carrying amounts is recognised in the statement of profit or loss.

## Embedded derivatives

An embedded derivative is a component of a hybrid (combined) instrument that also includes a non-derivative host contract - with the effect that some of the cash flows of the combined instrument vary in a way similar to a stand-alone derivative. An embedded derivative causes some or all of the cash flows that otherwise would be required by the contract to be modified according to a specified interest rate, financial instrument price, commodity price, foreign exchange rate, index of prices or rates, credit rating or credit index, or other variable, provided in the case of a non-financial variable that the variable is not specific to a party to the contract. Reassessment only occurs if there is either a change in the terms of the contract that significantly modifies the cash flows that would otherwise be required or a reclassification of a financial asset out of the fair value through profit or loss.

If the hybrid contract contains a host that is a financial asset within the scope of Ind-AS 109, the Group does not separate embedded derivatives. Rather, it applies the classification requirements contained in Ind-AS 109 to the entire hybrid contract. Derivatives embedded in all other host contracts are accounted for as separate derivatives and recorded at fair value if their economic characteristics and risks are not closely related to those of the host contracts and the host contracts are not held for trading or designated at fair value through profit or loss. These embedded derivatives are measured at fair value with changes in fair value recognised in profit or loss, unless designated as effective hedging instruments.

## Offsetting of financial instruments

Financial assets and financial liabilities are offset and the net amount is reported in the balance sheet if there is a currently enforceable legal right to offset the recognised amounts and there is an intention to settle on a net basis, to realise the assets and settle the liabilities simultaneously.

# Notes to the Consolidated financial statements

for the year ended March 31, 2021

## u) Derivative financial instruments and hedge accounting

### Derivative accounting

#### Initial recognition and subsequent measurement

The Group uses derivative financial instruments, such as forward currency contracts. Such derivative financial instruments are initially recognised at fair value on the date on which a derivative contract is entered into and are subsequently re-measured at fair value. Derivatives are carried as financial assets when the fair value is positive and as financial liabilities when the fair value is negative.

Any gains or losses arising from changes in the fair value of derivatives are taken directly to profit or loss.

### Hedge Accounting

#### Initial recognition and subsequent measurement

The Group designates (Cash Flow Hedge):

- Intrinsic Value of Call Spread option to hedge foreign currency risk for repayment of Principal Amount in relation to External Commercial Borrowing (ECB) availed in USD.
- Interest Rate Swap (Floating to Fixed) to hedge interest rate risk in respect of Floating rate of interest in relation to ECB.

The Group documents at the inception of the hedging transaction the economic relationship between hedging instruments and hedged items including whether the hedging instrument is expected to offset changes in cash flows of hedged items. The Group documents its risk management objective and strategy for undertaking various hedge transactions at the inception of each hedge relationship.

#### Cash flow hedges that qualify for hedge accounting

The effective portion of changes in the fair value of derivatives that are designated and qualify as cash flow hedges is recognised in the other

comprehensive income in cash flow hedging reserve within equity, limited to the cumulative change in fair value of the hedged item on a present value basis from the inception of the hedge. The gain or loss relating to the ineffective portion is recognised immediately in profit or loss, within other income or expense.

When option contracts are used to hedge foreign currency risk, the Group designates only the intrinsic value of the option contract as the hedging instrument.

Gains or losses relating to the effective portion of the change in intrinsic value of the option contracts are recognised in the cash flow hedging reserve within equity. The changes in the time value of the option contracts that relate to the hedged item ('aligned time value') are recognised within other comprehensive income in the costs of hedging reserve within equity.

Amounts accumulated in equity are reclassified to profit or loss in the periods when the hedged item affects profit or loss. The time value of an option used to hedge represents part of the cost of the transaction.

When a hedging instrument expires, or is sold or terminated, or when a hedge no longer meets the criteria for hedge accounting, any cumulative deferred gain or loss and deferred costs of hedging in equity at that time remains in equity until the forecast transaction occurs. When the forecast transaction is no longer expected to occur, the cumulative gain or loss and deferred costs of hedging that were reported in equity are immediately reclassified to profit or loss within other income or expense.

## v) Cash and cash equivalents

Cash and cash equivalent in the balance sheet comprise cash at banks and on hand and short-term deposits with an original maturity of three months or less, which are subject to an insignificant risk of changes in value.



# Notes to the Consolidated financial statements

for the year ended March 31, 2021

For the purpose of the statement of cash flows, cash and cash equivalents consist of cash and short-term deposits, as defined above, net of outstanding bank overdrafts as they are considered an integral part of the Group's cash management. Cash flows from operating activities are being prepared as per the Indirect method mentioned in Ind AS 7.

## w) Cash dividend and non-cash distribution to equity holders of the parent company

The Group recognises a liability to make cash or non-cash distributions to equity holders of the parent company when the distribution is authorised and the distribution is no longer at the discretion of the Group. As per the corporate laws in India, a distribution is authorised when it is approved by the shareholders. A corresponding amount is recognised directly in equity.

Non-cash distributions are measured at the fair value of the assets to be distributed with fair value re-measurement recognised directly in equity.

Upon distribution of non-cash assets, any difference between the carrying amount of the liability and the carrying amount of the assets distributed is recognised in the statement of profit and loss.

## x) Contingent liabilities

A contingent liability is a possible obligation that arises from past events whose existence will be confirmed by the occurrence or non-occurrence of one or more uncertain future events beyond the control of the Group or a present obligation that is not recognized because it is not probable that an outflow of resources will be required to settle the obligation. A contingent liability also arises in extremely rare cases where there is a liability that cannot be recognized because it cannot be measured reliably. The Group does not recognize a contingent liability but discloses its existence in the financial statements. Contingent assets are only disclosed when it is probable that the economic benefits will flow to the entity.

## y) Measurement of EBITDA

The Group has elected to present earnings before finance costs, tax, depreciation and amortization (EBITDA) as a separate line item on the face of the statement of profit and loss. The Group measures EBITDA on the face of profit/ (loss) from continuing operations. In the measurement, the Group does not include depreciation and amortization expense, finance costs and tax expense.

z) Non-current assets (or disposal groups) are classified as held for sale if their carrying amount will be recovered principally through a sale transaction rather than through continuing use and a sale is considered highly probable. They are measured at the lower of their carrying amount and fair value less costs to sell, except for assets such as deferred tax assets, assets arising from employee benefits, financial assets and contractual rights under insurance contracts, which are specifically exempt from this requirement.

## aa) Earnings per share

### Basic earnings per share

Basic earnings per share are calculated by dividing:

- the profit attributable to owners of the parent company
- by the weighted average number of equity shares outstanding during the financial year, adjusted for bonus elements in equity shares issued during the year.

### Diluted earnings per share

Diluted earnings per share adjust the figures used in the determination of basic earnings per share to take into account:

- the after income tax effect of interest and other financing costs associated with dilutive potential equity shares, and
- the weighted average number of additional equity shares that would have been outstanding

# Notes to the Consolidated financial statements

for the year ended March 31, 2021

assuming the conversion of all dilutive potential equity shares.

## 2.3. Significant accounting judgements, estimates & assumptions

The preparation of the Group's financial statements requires management to make judgements, estimates and assumptions that affect the reported amounts of revenues, expenses, assets and liabilities, and the accompanying disclosures, and the disclosure of contingent liabilities. Uncertainty about these assumptions and estimates could result in outcomes that require a material adjustment to the carrying amount of assets or liabilities affected in future periods.

### 1) The areas involving critical estimates are as below:

#### Property, Plant and Equipment

The Group, based on technical assessment and management estimate, depreciates certain assets over estimated useful lives which are different from the useful life prescribed in Schedule II to the Companies Act, 2013. The management has estimated, supported by technical assessment, the useful lives of certain plant and machinery as 16 to 21 years. These useful lives are higher than those indicated in schedule II. The management believes that these estimated useful lives are realistic and reflect fair approximation of the period over which the assets are likely to be used.

#### Defined benefit plans

The cost of the defined benefit gratuity plan and the present value of the gratuity obligation are determined using actuarial valuations. An actuarial valuation involves making various assumptions that may differ from actual developments in the future. These include the determination of the discount rate, future salary increases and mortality rates. Due to the complexities involved in the valuation and its long-term nature, a defined benefit obligation is

highly sensitive to changes in these assumptions. All assumptions are reviewed at each reporting date.

The parameter most subject to change is the discount rate. In determining the appropriate discount rate for plans operated in India, the management considers the interest rates of government bonds in currencies consistent with the currencies of the post-employment benefit obligation.

The mortality rate is based on publicly available mortality tables for the specific countries. Those mortality tables tend to change only at interval in response to demographic changes. Future salary increases and gratuity increases are based on expected future inflation rates for the respective countries.

Further details about gratuity obligations are given in Note 31.

### 2) The areas involving critical Judgement are as below:

#### Intangible asset – “Hindi Hindustan” Brand

In year ended March 31, 2016, Hindustan Media Ventures Limited had acquired Hindi Business Brand (i.e. Hindustan, Hindustan.in, Nandan, Kadambini, Hum Tum and other Hindi publication related trademarks) from its parent company, HT Media Limited. Management is of the opinion that, based on an analysis of all of the relevant factors, there is no foreseeable limit to the period over which the trademark is expected to generate net cash inflows for the Group. Hence, the Brand is regarded by Management as having an indefinite useful life.

#### Contingent Liabilities and commitments

The Group is involved in various litigations. The management of the Group has used its judgement while determining the litigations outcome of which are considered probable and in respect of which provision needs to be created.

# Notes to the Consolidated financial statements

for the year ended March 31, 2021

## Fair value measurements

When the fair values of financial assets or financial liabilities recorded or disclosed in the financial statements cannot be measured based on quoted prices in active markets, their fair value is measured using valuation techniques including the DCF model. The inputs to these models are taken from observable markets where possible, but where this is not feasible, a degree of judgment is required in establishing fair values. Judgements include consideration of inputs such as liquidity risk, credit risk and volatility.

Changes in assumptions about these factors could affect the reported fair value of financial instruments. See Note 38 for further disclosures.

## Taxes

Uncertainties exist with respect to the interpretation of complex tax regulations, changes in tax laws, and the amount and timing of future taxable income. Given the wide range of business relationships and the long-term nature and complexity of existing contractual agreements, differences arising between the actual results and the assumptions made, or future changes to such assumptions, could necessitate future adjustments to tax income and expense already recorded. The Group establishes provisions, based on reasonable estimates. The amount of such provisions is based on various factors, such as experience of previous tax assessments and differing interpretations of tax regulations by the taxable entity and the responsible tax authority. Such differences of interpretation may arise on a wide variety of issues depending on the conditions prevailing in the respective domicile of the Companies.

Deferred tax assets are recognised for unused tax losses to the extent that it is probable that sufficient taxable profit will be available against which the losses can be utilised. Significant management judgement is required to determine the amount of deferred tax assets that can be recognised, based

upon the likely timing and the level of future taxable profits together with future tax planning strategies.

Further details on taxes are disclosed in Note 14.

## Volume discounts and pricing incentives

The Group accounts for volume discounts and pricing incentives to customers as a reduction of revenue based on the rateable allocation of the discounts/incentives amount to each of the underlying revenue transaction that results in progress by the customer towards earning the discount/incentive. Also, when the level of discount varies with increases in levels of revenue transactions, the Group recognizes the liability based on its estimate of the customer's future purchases. If it is probable that the criteria for the discount will not be met, or if the amount thereof cannot be estimated reliably, then discount is not recognized until the payment is probable and the amount can be estimated reliably. The Group recognizes changes in the estimated amount of obligations for discounts in the period in which the change occurs.

## Impairment of financial assets

The impairment provisions for financial assets are based on assumptions about risk of default and expected loss rates. The Group uses judgement in making these assumptions and selecting the inputs to the impairment calculation, based on Group's past history, existing market conditions as well as forward looking estimates at the end of each reporting period.

## Impairment of non- financial assets

The Group assesses at each reporting date whether there is an indication that an asset may be impaired. If any indication exists, or when annual impairment testing for an asset is required, the Group estimates the asset's recoverable amount. An asset's recoverable amount is the higher of an asset's or CGU's fair value less costs of disposal and its value in use. It is determined for an individual asset, unless

# Notes to the Consolidated financial statements

for the year ended March 31, 2021

the asset does not generate cash inflows that are largely independent of those from other assets or group of assets. Where the carrying amount of an asset or CGU exceeds its recoverable amount, the asset is considered impaired and is written down to its recoverable amount. In assessing value in use, the estimated future cash flows are discounted to their present value using a pre-tax discount rate that reflects current market assessments of the time value of money and the risks specific to the asset. In determining fair value less costs of disposal, recent markets transactions are taken into account. If no such transactions can be identified, an appropriate valuation model is used. These calculations are corroborated by valuation multiples, quoted share prices for publicly traded subsidiaries or other available fair value indicators.

## Share Based Payment

The Group measures the cost of equity-settled transactions with employees by reference to the fair value of the equity instruments at the date at which they are granted. Estimating fair value for share-based payment transactions requires determination of the most appropriate valuation model, which is dependent on the terms and conditions of the grant. This estimate also requires determination of the most appropriate inputs to the valuation model including the expected life of the share option, volatility and

dividend yield and making assumptions about them. The assumptions and models used for estimating fair value for share-based payment transactions are disclosed in Note 32.

## Determining the lease term of contracts with renewal and termination options – as lessee

The Group determines the lease term as the non-cancellable term of the lease, together with any periods covered by an option to extend the lease if it is reasonably certain to be exercised, or any periods covered by an option to terminate the lease, if it is reasonably certain not to be exercised.

The Group applies judgement in evaluating whether it is reasonably certain whether or not to exercise the option to renew or terminate the lease. That is, it considers all relevant factors that create an economic incentive for it to exercise either the renewal or termination. After the commencement date, the Group reassesses the lease term if there is a significant event or change in circumstances that is within its control and affects its ability to exercise or not to exercise the option to renew or to terminate.

The periods covered by termination options are included as part of the lease term only when they are reasonably certain not to be exercised.

For further details about leases, refer to accounting policy on leases and Note 43.

## Notes to the Consolidated financial statements

for the year ended March 31, 2021

### Note 3 : Property, Plant and Equipment and Capital Work-in-Progress

₹ Lakhs

Particulars	Land Freehold (refer note II)	Land Leasehold	Buildings (refer note II)	Improvement to Leasehold Premises	Plant and Machinery (refer note II)	Office Equipment (refer note II)	Furniture & Fixtures (refer note II)	Total
<b>Cost</b>								
<b>As at April 1, 2019</b>	<b>981</b>	<b>3,775</b>	<b>4,926</b>	<b>1,046</b>	<b>16,274</b>	<b>432</b>	<b>465</b>	<b>27,899</b>
Additions	–	–	1,040	1	733	52	7	1,833
Less : Reclassification to Right - of - use assets	–	3,775	–	–	–	–	–	3,775
Disposals/ Adjustments	–	–	1	69	101	19	–	190
<b>As at March 31, 2020</b>	<b>981</b>	<b>–</b>	<b>5,965</b>	<b>978</b>	<b>16,906</b>	<b>465</b>	<b>472</b>	<b>25,767</b>
Additions	–	–	51	8	276	10	–	345
Less : Reclassification to non current assets held for sale (Refer Note IV below)	68	–	888	–	–	–	–	956
Less : Disposals/ Adjustments	–	–	1	35	634	67	45	782
<b>As at March 31, 2021</b>	<b>913</b>	<b>–</b>	<b>5,127</b>	<b>951</b>	<b>16,548</b>	<b>408</b>	<b>427</b>	<b>24,374</b>
<b>Accumulated Depreciation/ Impairment</b>								
<b>As at April 1, 2019</b>	<b>–</b>	<b>89</b>	<b>901</b>	<b>675</b>	<b>5,809</b>	<b>261</b>	<b>125</b>	<b>7,860</b>
Depreciation charge for the year	–	–	266	104	1,618	71	49	2,108
Impairment	–	–	–	–	11	–	–	11
Less : Reclassification to Right - of - use assets	–	89	–	–	–	–	–	89
Less: Disposals	–	–	1	67	77	19	–	164
<b>As at March 31, 2020</b>	<b>–</b>	<b>–</b>	<b>1,166</b>	<b>712</b>	<b>7,361</b>	<b>313</b>	<b>174</b>	<b>9,726</b>
Depreciation charge for the year	–	–	234	68	1,608	53	41	2,004
Impairment (Refer Note III below)	–	–	–	–	80	–	–	80
Less : Reclassification to non current assets held for sale (Refer Note IV below)	–	–	84	–	–	–	–	84
Less: Disposals	–	–	–	31	585	64	43	723
<b>As at March 31, 2021</b>	<b>–</b>	<b>–</b>	<b>1,316</b>	<b>749</b>	<b>8,464</b>	<b>302</b>	<b>172</b>	<b>11,003</b>
<b>Net Block</b>								
<b>As at March 31, 2021</b>	<b>913</b>	<b>–</b>	<b>3,811</b>	<b>202</b>	<b>8,084</b>	<b>106</b>	<b>255</b>	<b>13,371</b>
<b>As at March 31, 2020</b>	<b>981</b>	<b>–</b>	<b>4,799</b>	<b>266</b>	<b>9,545</b>	<b>152</b>	<b>298</b>	<b>16,041</b>

₹ Lakhs

Particulars	March 31, 2021	March 31, 2020
Property, Plant and Equipment	13,371	16,041
Capital Work In Progress	1,551	1,019
<b>Total</b>	<b>14,922</b>	<b>17,060</b>

#### I. Capital work in progress (CWIP)

The capital work in progress as at March 31, 2021 and March 31, 2020 comprises mainly expenditure for Buildings & Plant and Machinery.

# Notes to the Consolidated financial statements

for the year ended March 31, 2021

The Company accounts for capitalization of property, plant and equipment to the extent applicable through capital work in progress and therefore the movement in capital work-in-progress is the difference between closing and opening balance of capital work-in-progress as adjusted in additions to property, plant and equipment.

## II. Details of assets given under operating lease are as under :

₹ Lakhs

Particulars	March 31, 2021					March 31, 2020				
	Plant and Machinery	Freehold Land	Buildings	Office Equipment	Furniture & Fixture	Plant and Machinery	Freehold Land	Buildings	Office Equipment	Furniture & Fixture
Gross block	2,552	296	1,412	20	1	2,965	296	1,412	20	1
Accumulated depreciation	1,208	–	273	11	1	1,223	–	217	8	0
<b>Net block</b>	<b>1,344</b>	<b>296</b>	<b>1,139</b>	<b>9</b>	<b>0</b>	<b>1,742</b>	<b>296</b>	<b>1,195</b>	<b>12</b>	<b>1</b>
Depreciation for the year	238	–	56	3	0	240	–	54	4	0

For further disclosures on assets given under operating lease, refer note 43.

## III. Additional information for which impairment loss/reversal of impairment has been recognized are as under:

- 1) Nature of asset : Plant and Machinery & Building
- 2) Amount of Impairment : ₹ 80 lakhs (Previous Year: ₹ 11 lakhs)
- 3) Reason of Impairment : On account of physical damage

## IV. Reclassification to non current assets held for sale (refer note 44)

₹ Lakhs

Particulars	Land Freehold	Buildings
Cost	68	888
Less: Accumulated Depreciation	–	(84)
Less: Impairment	–	(7)
<b>Total</b>	<b>68</b>	<b>797</b>

## Note 4 : Investment Property

₹ Lakhs

Particulars	Amount
<b>Cost</b>	
<b>As at April 1, 2019</b>	<b>3,447</b>
Additions	2,592
Moved to Property Plant and Equipment (Capital work-in-progress)	(911)
Disposals	(838)
<b>As at March 31, 2020</b>	<b>4,290</b>
Additions	5,053
Disposals	(737)
<b>As at March 31, 2021</b>	<b>8,606</b>
<b>Accumulated Depreciation and provision for impairment</b>	
<b>As at April 1, 2019</b>	<b>220</b>
Depreciation	44
Provision for impairment (refer note I below)	18
Disposals	(153)
<b>As at March 31, 2020</b>	<b>129</b>

## Notes to the Consolidated financial statements

for the year ended March 31, 2021

### Note 4 : Investment Property (Contd..)

₹ Lakhs	
Particulars	Amount
Depreciation	96
Provision for impairment (refer note I below)	194
Disposals	(61)
<b>As at March 31, 2021</b>	<b>358</b>
<b>Net Block</b>	
<b>As at March 31, 2021</b>	<b>8,248</b>
<b>As at March 31, 2020</b>	<b>4,161</b>

### Information regarding income and expenditure of investment property (excluding profit/ (loss) on sale of investment and provision for impairment of properties)

₹ Lakhs		
Particulars	March 31, 2021	March 31, 2020
<b>Rental income derived from investment properties</b>	<b>14</b>	<b>25</b>
Direct operating expenses (including repairs and maintenance) generating rental income	3	3
Direct operating expenses (including repairs and maintenance) that did not generate rental income	9	5
<b>Profit arising from investment properties before depreciation and indirect expenses</b>	<b>2</b>	<b>17</b>

### Note I : Additional information for which provision for impairment loss has been recognized are as under:

- 1) Nature of asset: Investment Property
- 2) Amount of provision for impairment: 194 lakhs (Previous Year: 18 lakhs)
- 3) Reason for provision for impairment: Fair value being recoverable amount was determined for disclosure requirement. The same was compared with the carrying amount.

The management has determined that the investment properties consist of two classes of assets — residential and commercial— based on the nature, characteristics and risks of each property.

As at March 31, 2021 and March 31, 2020, the fair values of the properties are ₹ 8,742 Lakhs and ₹ 4,585 Lakhs respectively. These valuations are based on valuations performed by an accredited independent valuer who is a specialist in valuing these types of investment properties. A valuation model in accordance with Ind AS 113 has been applied.

The Company has no restrictions on the realisability of its investment properties and there exist contractual obligations of ₹ 1,768 Lakhs (March 31, 2020: ₹ 2,433 Lakhs) to purchase the investment property whereas there are no contractual obligation to develop investment property or for repairs and enhancements.

### Estimation of Fair Value

The valuation has been determined basis current prices for similar properties in an active market (Level II) . However, where such information is not available, current prices in an active market for properties of different nature or recent prices of similar properties in less active markets, adjusted to reflect those differences, has been considered to determine the valuation.

# Notes to the Consolidated financial statements

for the year ended March 31, 2021

## Note 5 : Intangible Assets

Particulars	₹ Lakhs		
	Software Licenses	Brand #	Total (Intangible Assets)
<b>Cost</b>			
<b>As at April 1, 2019</b>	<b>318</b>	<b>6,696</b>	<b>7,014</b>
Additions			–
Disposals/ Adjustments			–
<b>As at March 31, 2020</b>	<b>318</b>	<b>6,696</b>	<b>7,014</b>
Additions	16		16
Disposals/ Adjustments			–
<b>As at March 31, 2021</b>	<b>334</b>	<b>6,696</b>	<b>7,030</b>
<b>Accumulated Amortization/ Impairment</b>			
<b>As at April 1, 2019</b>	<b>187</b>	–	<b>187</b>
Charge for the year	36	–	36
Disposals			–
<b>As at March 31, 2020</b>	<b>223</b>	–	<b>223</b>
Charge for the year	32		32
Disposals			–
<b>As at March 31, 2021</b>	<b>255</b>	–	<b>255</b>
<b>Net Block</b>			
<b>As at March 31, 2021</b>	<b>79</b>	<b>6,696</b>	<b>6,775</b>
<b>As at March 31, 2020</b>	<b>95</b>	<b>6,696</b>	<b>6,791</b>

# In the year ended March 31, 2016; the Group had acquired Hindi Business Brand (i.e. Hindustan, Hindustan.in, Nandan, Kadambini, Hum Tum and other Hindi publication related trademarks from its parent company HT Media Limited. Management is of the opinion that, based on an analysis of all of the relevant factors, there is no foreseeable limit to the period over which the Brand is expected to generate net cash inflows for the Group. Hence, the Brand is regarded by Management as having an indefinite useful life.

For the purposes of impairment testing of Brand with indefinite life, the recoverable amount of Brand is based on its fair value. The fair value has been determined as per Royalty Relief method. The fair value is being compared with the Carrying amount of Brand as stated above. No impairment has been observed. Discount rate (14% to 17%) and Royalty rate (4%) are the key assumptions considered in determining fair value. It is a Level III valuation. There has been no change in the valuation technique.

## Note 6A : Investment in joint venture (accounted for using equity method)

Particulars	₹ Lakhs	
	March 31, 2021	March 31, 2020
<b>Unquoted</b>		
HT Content Studio LLP (99.99% Profit Sharing Ratio) (in form of capital contribution) (refer note 41)	–	57
<b>Total</b>	<b>–</b>	<b>57</b>

## Liability under equity method of accounting (in relation to joint venture)

Particulars	₹ Lakhs	
	March 31, 2021	March 31, 2020
HT Content Studio LLP (99.99% Profit Sharing Ratio) (in form of capital contribution) (refer note 41)	29	
<b>Total</b>	<b>29</b>	–

As on March 31, 2021, the Company has invested ₹ 600 Lakhs in HT Content Studio LLP. The Company has accounted for net asset/ liability in the entity as per equity method of accounting.



## Notes to the Consolidated financial statements

for the year ended March 31, 2021

### Note 6B : Financial Assets- Investments

₹ Lakhs

Particulars	March 31, 2021	March 31, 2020
<b>I. Investment at fair value through profit and loss</b>		
<b>Unquoted</b>		
Investment in equity instruments and warrants	2,698	1,871
Investment in preference securities	16,159	1,320
<b>Quoted</b>		
Investment in mutual funds*	120,611	115,033
Investment in Market Linked Debentures	2,123	–
<b>Total Investments</b>	<b>141,591</b>	<b>118,224</b>
Non - Current	111,219	87,381
Current	30,372	30,843
Aggregate book value of quoted investments	122,734	115,033
Aggregate market value of quoted investments	122,734	115,033
Aggregate book value of unquoted investments	18,857	3,191

\* ₹ 19,818 Lakhs (Fair value) of mutual fund (Original cost: ₹ 16,103 Lakhs) are pledged in favour of banks against Overdraft and ECB facility in F.Y. 20-21 (F.Y. 19-20 - Fair value : ₹ 17,914 Lakhs & Original Cost : ₹ 15,303 Lakhs ).

### Note 6C :Financial assets- Loans

₹ Lakhs

Particulars	March 31, 2021	March 31, 2020
<b>At amortised cost</b>		
Inter-Corporate Deposits (refer note 34A)	3,005	6,050
Security Deposit #	1,784	1,658
<b>Total Loans</b>	<b>4,789</b>	<b>7,708</b>
Non - Current	4,789	7,708

# Includes security deposit paid to related parties ₹ 1,494 Lakhs (Previous year March 31, 2020: ₹ 1,446 Lakhs) (refer note 34A)

₹ Lakhs

Particulars	March 31, 2021	March 31, 2020
Secured, considered good	–	–
Unsecured, considered good	4,789	7,708
Unsecured, considered doubtful	–	–
	<b>4,789</b>	<b>7,708</b>
Allowances for bad and doubtful loans	–	–
<b>Total Loans</b>	<b>4,789</b>	<b>7,708</b>

### Note 6D :Other Financial Assets

₹ Lakhs

Particulars	March 31, 2021	March 31, 2020
<b>I. Derivatives at Fair Value through other comprehensive income</b>		
– Forex derivative contract	352	619
<b>Total I</b>	<b>352</b>	<b>619</b>
Derivative instruments at fair value through other comprehensive income reflect the positive change in fair value of those foreign exchange option contracts that are designated in hedge relationships. (Refer Note 36)		

# Notes to the Consolidated financial statements

for the year ended March 31, 2021

## Note 6D : Other Financial Assets (Contd..)

Particulars	₹ Lakhs	
	March 31, 2021	March 31, 2020
<b>II. Other Financial Assets at Amortised Cost</b>		
Balance with Banks :		
– Margin money (held as security in form of fixed deposit)	21	21
Interest accrued on inter corporate deposits and others (refer note 34A) #	291	391
Other Receivables (refer note 34A) ##	104	1,126
<b>Total II</b>	<b>416</b>	<b>1,538</b>
<b>Total Other Financial Assets (I) +(II)</b>	<b>768</b>	<b>2,157</b>
Non - Current	497	463
Current	271	1,694

# Includes receivable from related parties ₹ 263 Lakhs (Previous year March 31, 2020: ₹ 339 Lakhs)

## Includes receivable from related parties ₹ 103 Lakhs (Previous year March 31, 2020: ₹ 1,126 Lakhs)

**Loans and receivables** are non-derivative financial assets which generate a fixed or variable interest income for the Group. The carrying value may be affected by changes in the credit risk of the counterparties.

## Note 6E :Break up of financial assets carried at amortised cost

Particulars	₹ Lakhs	
	March 31, 2021	March 31, 2020
Trade receivables (Note 10A)	12,630	16,785
Cash and cash equivalents (Note 10B)	2,094	1,530
Other bank balances (Note 10 C)	2,005	2,006
Loans (Note 6C)	4,789	7,708
Other financial assets (Note 6D)	416	1,538
<b>Total financial assets carried at amortised cost</b>	<b>21,934</b>	<b>29,567</b>

## Note 7: Income tax assets (net)

Particulars	₹ Lakhs	
	March 31, 2021	March 31, 2020
Income tax assets (net)	1,541	1,268
<b>Non- Current</b>	<b>1,541</b>	<b>1,268</b>

## Note 8 : Other non- current assets

Particulars	₹ Lakhs	
	March 31, 2021	March 31, 2020
Capital Advances	175	178
<b>Advances other than capital advances</b>		
Prepaid expenses #	142	132
Deferred premium call spread	35	–
<b>Total</b>	<b>352</b>	<b>310</b>

# Includes prepaid expenses pertaining to related parties ₹ NIL Lakhs (Previous year March 31, 2020: ₹ 132 Lakhs) (refer note 34A)

## Notes to the Consolidated financial statements

for the year ended March 31, 2021

### Note 9 : Inventories

₹ Lakhs		
Particulars	March 31, 2021	March 31, 2020
Raw Materials [includes stock in transit of ₹ 898 Lakhs (March 31, 2020: ₹ 907 Lakhs)]	4,547	3,633
Work- in- Progress	1	44
Stores and spares [includes stock in transit of ₹ 14 Lakhs (March 31, 2020: NIL)]	859	884
Scrap and waste papers	26	90
<b>Total</b>	<b>5,433</b>	<b>4,651</b>

### Note 10 A : Trade receivables

₹ Lakhs		
Particulars	March 31, 2021	March 31, 2020
Trade receivables	12,415	16,290
Receivables from related parties (refer note 34A)	215	495
<b>Total</b>	<b>12,630</b>	<b>16,785</b>

₹ Lakhs		
Particulars	March 31, 2021	March 31, 2020
Secured, considered good	1,144	1,351
Unsecured, considered good	11,486	15,434
Unsecured, considered doubtful	4,091	3,550
	<b>16,721</b>	<b>20,335</b>
Loss allowance for bad & doubtful receivables	(4,091)	(3,550)
<b>Total</b>	<b>12,630</b>	<b>16,785</b>

No trade receivables are due from directors or other officers of the Group either severally or jointly with any other person.

### Note 10 B : Cash and cash equivalents

₹ Lakhs		
Particulars	March 31, 2021	March 31, 2020
Balance with banks :		
– On current accounts	708	477
– Deposits with original maturity of three months or less than three months	149	–
Cheques in hand	1,102	910
Cash on hand	135	143
<b>Total</b>	<b>2,094</b>	<b>1,530</b>

### Note 10 C: Bank balances other than (iii) above

₹ Lakhs		
Particulars	March 31, 2021	March 31, 2020
– Deposits with original maturity of more than three months*	2,000	2,000
– Unclaimed dividend account#	5	6
<b>Total</b>	<b>2,005</b>	<b>2,006</b>

\* Includes deposit receipts pledged with banks against overdraft facility for ₹ 2,000 lakhs (previous year - ₹ 2,000 lakhs)

# These balances are not available for use by the Group as they represent corresponding unclaimed dividend liabilities.

# Notes to the Consolidated financial statements

for the year ended March 31, 2021

## Note 10 C: Bank balances other than (iii) above (Contd..)

For the purpose of the statement of cash flows, cash and cash equivalents comprise the following:

Particulars	₹ Lakhs	
	March 31, 2021	March 31, 2020
Balance with banks :		
– On current accounts	708	477
– Deposits with original maturity of three months or less than three months	149	–
Cheques in hand	1,102	910
Cash on hand	135	143
	<b>2,094</b>	<b>1,530</b>
<b>Less - Bank overdraft (refer note 15A)</b>	<b>1,240</b>	<b>1,142</b>
	<b>854</b>	<b>388</b>

## Note 11 : Other current assets

Particulars	₹ Lakhs	
	March 31, 2021	March 31, 2020
Prepaid expenses [(after offsetting lease liability of ₹ 259 Lakhs (Previous Year March 31, 2020: ₹ 161 Lakhs)] #	260	225
Advances given (net of provision)	650	577
Deferred premium call spread	62	–
Balance with government authorities	3,102	2,667
CSR pre spent	1	–
<b>Total</b>	<b>4,075</b>	<b>3,469</b>

# Includes prepaid expenses pertaining to related parties ₹ 449 Lakhs (Previous year March 31, 2020: ₹ 124 Lakhs) (refer note 34A)

## Note 12 : Share Capital

### Authorised Share Capital

Particulars	Number of shares	Amount (₹ Lakhs)
<b>At April 1, 2019</b>	<b>87,000,000</b>	<b>8,700</b>
Increase during the year	–	–
<b>At March 31, 2020</b>	<b>87,000,000</b>	<b>8,700</b>
Increase during the year	–	–
<b>At March 31, 2021</b>	<b>87,000,000</b>	<b>8,700</b>

### Terms/ rights attached to equity shares

The Parent Company has only one class of equity shares having par value of ₹ 10 per share. Each holder of equity shares is entitled to one vote per share. The Parent Company declares and pays dividends in Indian rupees. The dividend proposed by the Board of Directors is subject to the approval of the shareholders in the ensuing Annual General Meeting.

In the event of liquidation of the Parent Company, the holders of equity shares will be entitled to receive remaining assets of the Parent Company, after distribution of all preferential amounts. The distribution will be in proportion to the number of equity shares held by the shareholders.

## Notes to the Consolidated financial statements

for the year ended March 31, 2021

### Note 12 : Share Capital (Contd..)

#### Shares pending issuance

Particulars	Number of shares	Amount (₹ Lakhs)
<b>At April 1, 2019</b>	<b>2,77,778</b>	<b>28</b>
Changes during the year	(2,77,778)	(28)
<b>At March 31, 2020</b>	<b>–</b>	<b>–</b>
Changes during the year	–	–
<b>At March 31, 2021</b>	<b>–</b>	<b>–</b>

#### Issued, subscribed and paid-up share capital

Equity shares of ₹ 10 each issued, subscribed and fully paid-up	No. of shares	Amount (₹ Lakhs)
<b>At April 1, 2019</b>	<b>7,33,93,770</b>	<b>7,339</b>
Changes during the year	277,778	28
<b>At March 31, 2020</b>	<b>7,36,71,548</b>	<b>7,367</b>
Changes during the year	–	–
<b>At March 31, 2021</b>	<b>73,671,548</b>	<b>7,367</b>

#### Reconciliation of the equity shares outstanding at the beginning and at the end of the year :

Particulars	As at March 31, 2021		As at March 31, 2020	
	Number of shares	Amount (₹ Lakhs)	Number of shares	Amount (₹ Lakhs)
Shares outstanding at the beginning of the year	7,36,71,548	7,367	7,33,93,770	7,339
Shares Issued during the year	–	–	2,77,778	28
<b>Shares outstanding at the end of the year</b>	<b>7,36,71,548</b>	<b>7,367</b>	<b>7,36,71,548</b>	<b>7,367</b>

#### Shares held by holding/ ultimate holding company and/ or their subsidiaries/ associates

Out of equity shares issued by the Parent Company, shares held by its holding company are as below:

₹ Lakhs

Particulars	March 31, 2021	March 31, 2020
HT Media Limited, the holding company		
54,808,457 (previous year 54,808,457) equity shares of ₹ 10 each fully paid	5,481	5,481

#### Details of shareholders holding more than 5% shares in the Parent company

Particulars	As at March 31, 2021		As at March 31, 2020	
	Number of shares	% holding	Number of shares	% holding
Equity shares of ₹ 10 each fully paid				
HT Media Limited, the holding company	5,48,08,457	74.40%	5,48,08,457	74.40%
Kotak Mahindra (International) Limited	42,36,000	5.75%	42,36,000	5.75%

As per records of the Parent Company, including its register of shareholders/members and other declaration received from the shareholders regarding beneficial interest, the above shareholding represents both legal and beneficial ownerships of shares.

#### Shares reserved for issue under options

For details of equity shares reserved for the issue under Employee Stock Options (ESOP) of the Parent Company refer note 32.

# Notes to the Consolidated financial statements

for the year ended March 31, 2021

## Note 13 : Other Equity

Particulars	₹ Lakhs	
	March 31, 2021	March 31, 2020
Securities Premium	24,239	24,239
Capital Redemption Reserve	1	1
Capital Reserve	6,645	6,645
General Reserve	688	688
Retained Earnings	119,639	112,823
Cash flow hedging reserve (refer note 36)	(105)	(186)
Costs of hedging reserve (refer note 36)	(24)	(178)
Share-based payments reserve (refer note 32)	49	17
<b>Total</b>	<b>151,132</b>	<b>144,049</b>

### Securities Premium

Particulars	₹ Lakhs
	Amount
<b>At April 1, 2019</b>	<b>24,239</b>
Changes during the year	–
<b>At March 31, 2020</b>	<b>24,239</b>
Changes during the year	–
<b>At March 31, 2021</b>	<b>24,239</b>

Securities premium is used to record the premium on issue of shares. The reserve can be utilised only for limited purposes such as issuance of bonus shares in accordance with the provisions of the Companies Act, 2013.

### Capital Redemption Reserve

Particulars	₹ Lakhs
	Amount
<b>At April 1, 2019</b>	<b>1</b>
Changes during the year	–
<b>At March 31, 2020</b>	<b>1</b>
Changes during the year	–
<b>At March 31, 2021</b>	<b>1</b>

### Capital Reserve\*

Particulars	₹ Lakhs
	Amount
<b>At April 1, 2019</b>	<b>6,645</b>
Changes during the year	–
<b>At March 31, 2020</b>	<b>6,645</b>
Changes during the year	–
<b>At March 31, 2021</b>	<b>6,645</b>

\*Origination of ₹ 238 Lakhs is in relation to common control acquisition and ₹ 7,727 Lakhs is in relation to demerger of business. Utilisation of ₹ 1,320 Lakhs is in relation to common control acquisition.

## Notes to the Consolidated financial statements

for the year ended March 31, 2021

### Note 13 : Other Equity (Contd..)

#### General Reserve

		₹ Lakhs
Particulars	Amount	
<b>At April 1, 2019</b>	<b>688</b>	
Changes during the year	–	
<b>At March 31, 2020</b>	<b>688</b>	
Changes during the year	–	
<b>At March 31, 2021</b>	<b>688</b>	

#### Retained Earnings

		₹ Lakhs	
Particulars	March 31, 2021	March 31, 2020	
Opening Balance	112,823	102,715	
Net Profit for the year	6,944	11,630	
Items of other comprehensive income (OCI) recognised directly in retained earnings			
– Remeasurement of defined benefit plans, net of tax	(128)	(461)	
Less: Final Dividend Paid for March 2020: ₹ NIL per share (March 2019: ₹ 1.2 per share)	–	881	
Less: Tax on Dividend	–	180	
<b>Closing Balance</b>	<b>119,639</b>	<b>112,823</b>	

The disaggregation of changes in OCI by each type of reserves in equity is disclosed in note 27.

#### Cash flow hedging reserve \* (refer note 36)

		₹ Lakhs	
Particulars	Amount		
<b>At April 1, 2019</b>	<b>(79)</b>		
Changes in intrinsic value of foreign currency options	449		
Changes in fair value of interest rate swaps	(165)		
Tax Impact	58		
Amounts reclassified to profit or loss	(449)		
<b>At March 31, 2020</b>	<b>(186)</b>		
Changes in intrinsic value of foreign currency options	(268)		
Changes in fair value of interest rate swaps	124		
Tax Impact	(43)		
Amounts reclassified to profit or loss	268		
<b>At March 31, 2021</b>	<b>(105)</b>		

\* The effective portion of gains and loss on hedging instruments in a cash flow hedge

# Notes to the Consolidated financial statements

for the year ended March 31, 2021

## Note 13 : Other Equity (Contd..)

### Costs of hedging reserve (refer note 36)

		₹ Lakhs
Particulars	Amount	
<b>At April 1, 2019</b>	<b>(207)</b>	
Deferred costs of hedging-transaction related- Deferred time value of foreign currency option contracts	(126)	
Amount reclassified from cost of hedging reserve to profit or loss	171	
Tax Impact	(16)	
<b>At March 31, 2020</b>	<b>(178)</b>	
Deferred costs of hedging-transaction related- Deferred time value of foreign currency option contracts	104	
Amount reclassified from cost of hedging reserve to profit or loss	133	
Tax Impact	(83)	
<b>At March 31, 2021</b>	<b>(24)</b>	

### Share-based payments reserve (refer note 32)

		₹ Lakhs
Particulars	Amount	
<b>At April 1, 2019</b>	-	
Changes during the year	17	
<b>At March 31, 2020</b>	<b>17</b>	
Changes during the year	32	
<b>At March 31, 2021</b>	<b>49</b>	

## Note 14 : Income Tax

The major components of income tax expense for the year ended March 31, 2021 and March 31, 2020 are :

### Statement of profit and loss :

#### Profit and loss section

		₹ Lakhs	
Particulars	March 31, 2021	March 31, 2020	
<b>Current income tax :</b>			
Current income tax charge	1,598	2,912	
Adjustments in respect of current income tax of previous years	(27)	-	
<b>Deferred tax :</b>			
Relating to origination and reversal of temporary differences	(402)	1,976	
Adjustments in respect of deferred tax of previous years	23	-	
<b>Income tax expense reported in the statement of profit and loss</b>	<b>1,192</b>	<b>4,888</b>	

#### OCI section :

Deferred tax related to items recognised in OCI during in the year :

		₹ Lakhs	
Particulars	March 31, 2021	March 31, 2020	
Income tax charge/(credit) on Cash flow hedging reserve	43	(58)	
Income tax charge on Costs of hedging reserve	83	16	
Income tax credit on remeasurement gain/ (loss) on defined benefit plans	(69)	(247)	
<b>Income tax charged/ (credited) to OCI</b>	<b>57</b>	<b>(289)</b>	



## Notes to the Consolidated financial statements

for the year ended March 31, 2021

### Note 14 : Income Tax (Contd..)

Reconciliation of tax expense and the accounting profit multiplied by India's domestic tax rate for March 31, 2021 and March 31, 2020:

₹ Lakhs		
Particulars	March 31, 2021	March 31, 2020
<b>Accounting profit before income tax</b>	8,498	16,785
At India's statutory income tax rate of 34.944 % (March 31, 2020: 34.944 %)	2,970	5,866
<b>Non-Taxable Income for tax purposes:</b>		
Income from Investments	(2,203)	(1,221)
<b>Non-deductible expenses for tax purposes:</b>		
Adjustment in respect to change in tax rate for next year	(93)	16
Other non-deductible expenses	156	124
Adjustments in respect of current income tax of previous years	(27)	–
Adjustments in respect of deferred income tax of previous years	23	–
Adjustments in respect of change in tax rate	–	(17)
Income Taxable at Lower rate	(217)	(368)
Difference in Tax Base and Book Base of Investments/ Investment Property	528	488
<b>Other Adjustments:</b>		
Net losses of subsidiaries on which deferred tax asset have not been recognised	55	
<b>At the effective income tax rate</b>	<b>1,192</b>	<b>4,888</b>
<b>Income tax expense reported in the Statement of Profit and Loss</b>	<b>1,192</b>	<b>4,888</b>

### Deferred tax relates to the following:

₹ Lakhs			
Particulars	March 31, 2021	March 31, 2020	Movement during the year
<b>Deferred tax liabilities</b>			
Differences in depreciation in block of property, plant and equipment as per tax books and financial books	2,100	2,174	(74)
Difference between tax base and book base on Investments in Mutual funds, Investment property and securities	2,838	2,310	528
<b>Gross deferred tax liabilities</b>	<b>4,938</b>	<b>4,484</b>	<b>454</b>
<b>Deferred tax assets</b>			
Effect of expenditure debited to the Statement of Profit and Loss in the current year/earlier years but allowed for tax purposes in following years	545	631	(86)
Unutilized MAT Credit*	1,915	1,240	675
Allowance for doubtful receivables and advances	985	799	186
<b>Gross deferred tax assets</b>	<b>3,446</b>	<b>2,670</b>	<b>776</b>
<b>Deferred tax liabilities (net)</b>	<b>1,492</b>	<b>1,814</b>	<b>(322)</b>

\*Considering the future projections, there is a reasonable certainty to recover MAT Credit Entitlement.

# Notes to the Consolidated financial statements

for the year ended March 31, 2021

## Note 14 : Income Tax (Contd..)

### Reconciliation of deferred tax liabilities (net):

₹ Lakhs

Particulars	March 31, 2021	March 31, 2020
<b>Opening balance as of April 1</b>	1,814	127
Tax expense/( income) during the period recognised in Statement of Profit and Loss	(322)	1,687
<b>Closing balance as at March 31</b>	<b>1,492</b>	<b>1,814</b>

During the previous year ended March 31, 2020, the Group had paid dividend to its shareholders. This has resulted in payment of Dividend Distribution Tax to the taxation authorities. The Group believes that Dividend Distribution Tax represents additional payment to taxation authority on behalf of the shareholders. Hence Dividend Distribution Tax paid is charged to equity.

However, w.e.f April 1, 2020 the company is not required to deduct Dividend Distribution tax on dividend paid to shareholders as per Finance Act 2020.

## Note 15 A : Borrowings

₹ Lakhs

Particulars	Effective Interest Rate %	Maturity	March 31, 2021	March 31, 2020
<b>Non-current Borrowings</b>				
<b>From Banks</b>				
<b>Secured</b>				
ECB from banks	Refer note I	Refer note I	4,569	6,611
			<b>4,569</b>	<b>6,611</b>
Less : Amount clubbed under "other current financial liabilities" (Current maturities of long term borrowing)			1,828	1,889
			<b>2,741</b>	<b>4,722</b>
<b>Current Borrowings</b>				
<b>From Banks</b>				
<b>Secured</b>				
Cash Credit/ Overdraft from Bank	Refer note II	Refer note II	1,240	1,142
<b>Unsecured</b>				
Buyer's credit from Bank	Refer note III	Refer note III	2,001	3,690
<b>Net Current Borrowings</b>			<b>3,241</b>	<b>4,832</b>
Aggregate Secured Loans			5,809	7,753
Aggregate Unsecured Loans			2,001	3,690

### Note I - External Commercial Borrowing from Bank (secured)

External commercial borrowing of USD 100 Lakhs from Bank carries interest @USD 3 months Libor + 0.65% spread p.a. The loan is repayable in 8 semi annual equal installments of USD 12.50 Lakhs starting from 29 November, 2019. The loan is secured by Pledge of Debt Mutual Funds investment of company. Refer note 36 for further details.

## Notes to the Consolidated financial statements

for the year ended March 31, 2021

### Note 15 A : Borrowings (Contd..)

#### Note II- Cash Credit/ Overdraft from Bank (Secured)

Outstanding Cash Credit/ Overdraft from Bank was drawn @ 4.25% p.a. and is payable on demand. The loan is secured by Lien on Fixed Deposits.

#### Note III- Buyer's credit from Bank (Unsecured)

Outstanding Buyer's Credit loan from Bank was drawn in various tranches from July 21, 2020 till March 8, 2021 @ average Interest Rate of 1.40% p.a. (Applicable LIBOR+Margin / Fixed rate) and are due for repayment starting from April 16, 2021 till September 1, 2021.

For investments pledged in order to fulfill the collateral requirements for Borrowings, refer note 38.

#### Debt Reconciliation:

₹ Lakhs			
Particulars	Current borrowings (including current portion of Long-term borrowings but excluding bank overdraft classified as part of cash and cash equivalent)	Non Current Borrowings	Total
<b>As at April 1,2019</b>	<b>1,403</b>	<b>6,051</b>	<b>7,454</b>
<b>Cash Flows:</b>			
– Proceeds from short term borrowings	15,768	–	15,768
– Repayment of short term borrowings	(13,671)	–	(13,671)
<b>Adjustments:</b>			
– Foreign exchange adjustments	190	560	750
– Re-classification of Long-term Borrowing	1,889	(1,889)	
<b>As at March 31,2020</b>	<b>5,579</b>	<b>4,722</b>	<b>10,301</b>
<b>Cash Flows:</b>			
– Proceeds from short term borrowings	3,731	–	3,731
– Repayment of short term borrowings	(7,287)	–	(7,287)
<b>Adjustments:</b>			
– Foreign exchange adjustments	(22)	(153)	(175)
– Re-classification of Long-term Borrowing	1,828	(1,828)	–
<b>As at March 31, 2021</b>	<b>3,829</b>	<b>2,741</b>	<b>6,570</b>

### Note 15 B : Trade Payables

₹ Lakhs		
Particulars	March 31, 2021	March 31, 2020
<b>Trade Payables</b>		
– total outstanding due of micro enterprises and small enterprises	408	111
<b>Total (a)</b>	<b>408</b>	<b>111</b>
– total outstanding dues of creditors other than of micro enterprises and small enterprises	7,758	7,593
– total outstanding due to related parties (refer note 34A)	1,684	814
<b>Total (b)</b>	<b>9,442</b>	<b>8,407</b>
<b>Total (a) +(b)</b>	<b>9,850</b>	<b>8,518</b>
<b>Current</b>	<b>9,850</b>	<b>8,518</b>

# Notes to the Consolidated financial statements

for the year ended March 31, 2021

## Note 15 C : Other financial liabilities

₹ Lakhs		
Particulars	March 31, 2021	March 31, 2020
<b>Other financial liabilities at amortized cost</b>		
Current maturity of long term loans	1,828	1,889
Book Overdraft	10	58
Sundry deposits*	24,173	9,498
Interest accrued but not due on borrowings and others	30	53
Unclaimed dividend #	5	6
Liability-Premium Call Option	143	288
Employee related payables	3,181	2,475
Others	236	438
<b>Other financial liabilities at fair value through profit and loss</b>		
<b>Derivatives designated as hedges</b>		
Derivative Liability-IRS (refer note 36)	162	287
<b>Total other financial liabilities</b>	<b>29,768</b>	<b>14,992</b>
<b>Non- Current</b>	<b>149</b>	<b>352</b>
<b>Current</b>	<b>29,619</b>	<b>14,640</b>

# Amount payable to Investor Education and Protection Fund

Nil

Nil

\* Includes security deposits pertaining to related parties ₹ 647 Lakhs (Previous year March 31, 2020: ₹ 575 Lakhs) (refer note 34A)

### Break up of financial liabilities carried at amortized cost

₹ Lakhs			
Particulars	Note No	March 31, 2021	March 31, 2020
Borrowings (current)	15A	3,241	4,832
Borrowings (non- current)	15A	4,569	6,611
Trade payables	15B	9,850	8,518
Current maturity of long term loans	15C	1,828	1,889
Book Overdraft	15C	10	58
Sundry deposits	15C	24,173	9,498
Interest accrued but not due on borrowings and others	15C	30	53
Unclaimed dividend	15C	5	6
Liability-Premium Call Option	15C	143	288
Employee related payables	15C	3,181	2,475
Others	15C	236	438
<b>Total financial liabilities carried at amortised cost</b>		<b>47,266</b>	<b>34,666</b>

## Note 15 D : Lease liabilities

₹ Lakhs		
Particulars	March 31, 2021	March 31, 2020
<b>Unsecured</b>		
Lease liabilities (refer note 43)	966	2,174
<b>Total</b>	<b>966</b>	<b>2,174</b>
<b>Current</b>	<b>720</b>	<b>1,038</b>
<b>Non- current</b>	<b>246</b>	<b>1,136</b>

## Notes to the Consolidated financial statements

for the year ended March 31, 2021

### Note 15E : Other current liabilities

₹ Lakhs

Particulars	March 31, 2021	March 31, 2020
Advances from customers	254	3
Customer credit balances	257	510
Statutory dues	363	349
<b>Total</b>	<b>874</b>	<b>862</b>

### Note 16 : Contract liabilities

₹ Lakhs

Particulars	March 31, 2021	March 31, 2020
Advances from Customers	811	803
Deferred Revenue	722	701
<b>Total</b>	<b>1,533</b>	<b>1,504</b>
<b>Current</b>	<b>1,533</b>	<b>1,503</b>
<b>Non- current</b>	<b>–</b>	<b>1</b>

Amount of revenue recognised during FY 2020-2021 from contract liabilities at the beginning of the year is ₹ 1,096 lakhs (Previous Year : ₹ 924 lakhs).

Amount accrued during FY 2020-2021 amounts to ₹ 1,125 Lakhs (Previous Year : ₹ 1,001 lakhs).

### Note 17 : Provisions

₹ Lakhs

Particulars	March 31, 2021	March 31, 2020
<b>Provision for employee benefits (refer note 31)</b>		
Provision for Leave Benefits	80	97
Provision for Gratuity	1,145	986
<b>Total</b>	<b>1,225</b>	<b>1,083</b>
<b>Current</b>	<b>1,225</b>	<b>1,083</b>

### Note 18 : Income tax liabilities (net)

₹ Lakhs

Particulars	March 31, 2021	March 31, 2020
Income tax liability (net)	542	222
<b>Total</b>	<b>542</b>	<b>222</b>

# Notes to the Consolidated financial statements

for the year ended March 31, 2021

## Note 19 : Revenue from operations

### Revenue from contracts with customers

₹ Lakhs		
Particulars	March 31, 2021	March 31, 2020
<b>Sale of products</b>		
– Sale of newspaper and publications	16,363	19,972
<b>Sale of services</b>		
– Advertisement Revenue	36,790	58,161
– Job work revenue and commission income	272	411
– Tuition and educational service	–	1
<b>Other operating revenues</b>		
– Sale of scrap, waste papers and old publication	783	867
– Forfeiture of security deposits	264	76
– Others	71	90
<b>Total</b>	<b>54,543</b>	<b>79,578</b>

### Reconciliation of revenue recognised with the contracted price is as follows:

₹ Lakhs		
Particulars	March 31, 2021	March 31, 2020
Contract price	54,835	81,622
Adjustments to the contract price	(292)	(2,044)
<b>Revenue recognised</b>	<b>54,543</b>	<b>79,578</b>

The adjustments made to the contract price comprises of volume discounts, returns, credits, etc under the head "Revenue from Operations."

## Note 20 : Other income

₹ Lakhs		
Particulars	March 31, 2021	March 31, 2020
Interest income on EIR basis		
– Bank deposits	112	186
– Loan to fellow subsidiary (refer note 34A)	785	377
– Others	23	48
<b>Other non - operating income</b>		
Unclaimed balances/liabilities written back (net)	451	187
Rental income	805	969
Foreign exchange fluctuation income	280	–
Fair value gain/ loss on financial instruments at fair value through profit or loss	186	–
Finance income from debt instruments at FVTPL*	9,001	8,972
Profit on sale of investments	–	9
Unwinding of discount on security deposit	67	36
Miscellaneous income	54	93
<b>Total</b>	<b>11,764</b>	<b>10,877</b>

\*Gain on account of fair value movement (refer note 2.2 (s) Debt instruments at FVTPL)

## Notes to the Consolidated financial statements

for the year ended March 31, 2021

### Note 21 : Cost of materials consumed

₹ Lakhs

Particulars	March 31, 2021	March 31, 2020
<b>Consumption of raw materials</b>		
Inventory at the beginning of the year	3,633	3,432
Add: Purchase during the year	18,326	28,585
Less : Sale of damaged newsprint	99	136
	<b>21,860</b>	<b>31,881</b>
Less: Inventory at the end of the year	4,547	3,633
<b>Total</b>	<b>17,313</b>	<b>28,248</b>

### Note 22 : Changes in inventories

₹ Lakhs

Particulars	March 31, 2021	March 31, 2020
<b>Inventory at the beginning of the year</b>		
– Work-in-progress	44	20
– Scrap and waste papers	90	37
<b>Inventory at the end of the year</b>		
– Work-in-progress	1	44
– Scrap and waste papers	26	90
<b>Changes in inventories</b>		
– Work-in-progress	43	(24)
– Scrap and waste papers	64	(53)
<b>Total</b>	<b>107</b>	<b>(77)</b>

### Note 23 : Employee benefits expense

₹ Lakhs

Particulars	March 31, 2021	March 31, 2020
Salaries, wages and bonus	12,130	11,685
Contribution to provident and other funds (Refer Note 31)	576	504
Employee Stock Option Scheme (Refer Note 32)	27	18
Gratuity expense (Refer Note 31)	234	157
Workmen and Staff welfare expenses	133	191
<b>Total</b>	<b>13,100</b>	<b>12,555</b>

### Note 24 : Finance costs

₹ Lakhs

Particulars	March 31, 2021	March 31, 2020
Interest on debts and borrowings	725	722
Interest on lease liabilities (refer note 43)	79	140
Exchange difference regarded as an adjustment to borrowing costs	46	57
Bank charges	20	30
<b>Total</b>	<b>870</b>	<b>949</b>

# Notes to the Consolidated financial statements

for the year ended March 31, 2021

## Note 25 : Depreciation and amortization expense

₹ Lakhs

Particulars	March 31, 2021	March 31, 2020
Depreciation of tangible assets (note 3)	2,004	2,108
Depreciation expense of right-of-use assets (note 43)	912	878
Amortization of intangible assets (note 5)	32	36
Depreciation on Investment Properties (note 4)	96	44
<b>Total</b>	<b>3,044</b>	<b>3,066</b>

## Note 26 : Other expenses

₹ Lakhs

Particulars	March 31, 2021	March 31, 2020
Consumption of stores and spares	1,699	2,113
Printing and service charges	3,054	4,421
News service and dispatches	355	438
News content sourcing fees	5,108	7,113
Service charges on advertisement revenue	528	809
Power and fuel	780	1,170
Advertising and sales promotion	1,894	3,278
Freight and forwarding charges	1,139	1,249
Rent (refer note 43)	633	730
Rates and taxes	80	62
Insurance	236	159
Repairs and maintenance:		
– Plant and machinery	1,007	574
– Building	36	62
– Others	1	11
Travelling and conveyance	1,444	1,643
Communication costs	249	239
Legal and professional fees	2,452	1,662
Payment to auditors	53	53
Director's sitting fees (Refer Note 34A)	25	37
Foreign exchange differences (net)	–	317
Allowances for bad and doubtful receivables and advances	1,354	940
Loss on sale of property, plant and equipment (includes impairment of property, plant and equipment)	64	23
Fair value loss on investments through profit and loss	–	134
Loss on sale of investment properties	45	35
Provision for impairment on investment properties	194	18
CSR Expenditure	199	456
Miscellaneous expenses	746	1,183
<b>Total</b>	<b>23,375</b>	<b>28,929</b>



## Notes to the Consolidated financial statements

for the year ended March 31, 2021

### Note 27 : Other Comprehensive Income

The disaggregation of changes to OCI by each type of reserve in equity is shown below :

For the year ended March 31, 2021

₹ Lakhs

Particulars	Retained earnings	Cash flow hedging reserve	Costs of hedging reserve	Total
Remeasurement on defined benefit plans	(197)	–	–	(197)
Income tax effect	69	–	–	69
Cash flow hedging reserve	–	124	–	124
Income tax effect	–	(43)	–	(43)
Costs of hedging reserve	–	–	237	237
Income tax effect	–	–	(83)	(83)
<b>Total</b>	<b>(128)</b>	<b>81</b>	<b>154</b>	<b>107</b>

For the year ended March 31, 2020

₹ Lakhs

Particulars	Retained earnings	Cash flow hedging reserve	Costs of hedging reserve	Total
Remeasurement on defined benefit plans	(708)	–	–	(708)
Income tax effect	247	–	–	247
Cash flow hedging reserve	–	(165)	–	(165)
Income tax effect	–	58	–	58
Costs of hedging reserve	–	–	46	46
Income tax effect	–	–	(16)	(16)
<b>Total</b>	<b>(461)</b>	<b>(107)</b>	<b>30</b>	<b>(538)</b>

### Note 28 : Earnings per share (EPS)

Basic EPS amounts are calculated by dividing the profit for the year attributable to equity holders of the Group by the weighted average number of Equity shares outstanding during the year.

Diluted EPS amounts are calculated by dividing the profit attributable to equity holders of the Group by the weighted average number of Equity shares outstanding during the year plus the weighted average number of Equity shares that would be issued on conversion of all the dilutive potential Equity shares into Equity shares.

The following reflects the income and share data used in the basic and diluted EPS computations:

Particulars	March 31, 2021	March 31, 2020
<b>Profit attributable to equity holders (₹ Lakhs)</b>	<b>6,944</b>	<b>11,630</b>
<b>Weighted average number of Equity shares for basic and diluted EPS (Lakhs)</b>	<b>736.72</b>	<b>736.72</b>
<b>Earnings per share</b>		
Basic EPS	9.43	15.79
Diluted EPS	9.43	15.79

### Note 29 : Distribution made and proposed

₹ Lakhs

Particulars	March 31, 2021	March 31, 2020
<b>Dividend on equity shares declared and paid :</b>		
Final dividend for the year ended on March 31, 2020: Nil per share (March 31, 2019 : ₹ 1.20 per share)	–	881
Dividend Distribution tax on final dividend	–	180
	<b>–</b>	<b>1,061</b>
<b>Proposed dividends on Equity shares :</b>		
Dividend proposed for the year ended on March 31, 2021: Nil per share (March 31, 2020: Nil per share)	–	–
Dividend Distribution tax on proposed dividend	–	–
	<b>–</b>	<b>–</b>

# Notes to the Consolidated financial statements

for the year ended March 31, 2021

## Note 30 : Capital management

For the purpose of the Group's capital management, capital includes issued equity capital, securities premium and all other equity reserves. The primary objective of the Group's capital management is to maximize the shareholder value.

The Group manages its capital structure and makes adjustments in light of changes in economic conditions and the requirements of the financial covenants. To maintain or adjust the capital structure, the Group may adjust the dividend payment to shareholders, return capital to shareholders or issue new shares. The Group monitors capital using a gearing ratio, which is net debt divided by total capital and net debt. The Group includes within net debt, interest bearing loans and borrowings, interest accrued on borrowings, less cash and cash equivalents and other bank balances.

₹ Lakhs		
Particulars	March 31, 2021	March 31, 2020
Borrowings including current maturity of long term borrowing ( refer note 15A)	7,810	11,443
Interest accrued but not due on borrowings and others ( refer note 15C)	30	53
<b>Sub-Total</b>	<b>7,840</b>	<b>11,496</b>
Less: Cash and cash equivalents (note 10B)	(2,094)	(1,530)
Less: Other bank balances (note 10C)	(2,005)	(2,006)
<b>Net Debt</b>	<b>3,741</b>	<b>7,960</b>
Equity share capital & other equity	158,499	151,416
<b>Total capital</b>	<b>158,499</b>	<b>151,416</b>
<b>Capital and net debt</b>	<b>162,240</b>	<b>159,376</b>
<b>Gearing ratio</b>	<b>2.31%</b>	<b>4.99%</b>

No changes were made in the objectives, policies or processes for managing capital during the years ended March 31, 2021 and March 31, 2020.

## Note 31 : Employee Benefits

### A. Define Benefit Plan: Gratuity

₹ Lakhs		
Particulars	March 31, 2021	March 31, 2020
Gratuity plan	1,145	986
<b>Total</b>	<b>1,145</b>	<b>986</b>
<b>Current</b>	<b>1,145</b>	<b>986</b>

The Group has a defined benefit gratuity plan. Every employee who has completed five years or more of services gets a gratuity on separation at 15 days salary (last drawn salary) for each completed year of service. Hindustan Media Ventures Limited has formed a Gratuity Trust to which contribution is made based on actuarial valuation done by independent valuer.

The Company has a defined benefit gratuity plan. The gratuity plan is governed by the Payment of Gratuity Act, 1972. Every employee who has completed five years or more of services gets a gratuity on separation at 15 days salary (last drawn salary) for each completed year of service. The gratuity plan is managed through 'HML Editorial Employees Gratuity Fund Trust' & 'HML Non Editorial and Other Employees Gratuity Fund Trust'. The funds maintained by 'HML Editorial Employees Gratuity Fund Trust' & 'HML Non Editorial and Other Employees Gratuity Fund Trust' represent plan assets for the Company.

The following tables summarise the components of net benefit expense recognised in the statement of profit or loss and the funded status and amounts recognised in the balance sheet for the respective plans:

## Notes to the Consolidated financial statements

for the year ended March 31, 2021

### Note 31 : Employee Benefits (Contd..)

#### Gratuity Plan

Changes in the defined benefit obligation and fair value of plan assets as at March 31, 2020 :

#### Present value of Obligation

₹ Lakhs

Particulars	March 31, 2021	March 31, 2020
Opening Balance	1,604	1,121
Current Service Cost	166	148
Interest Expense or cost	110	87
Re-measurement (or Actuarial) (gain) / loss arising from:		
– change in demographic assumptions	63	(1)
– change in financial assumptions	106	124
– experience variance (i.e. Actual experience vs assumptions)	80	311
Benefits Paid	(328)	(186)
Transfer In *	56	–
<b>Total</b>	<b>1,857</b>	<b>1,604</b>

\* In relation to transfer of employees from Holding Company and fellow subsidiaries

#### Fair Value of Plan Assets

₹ Lakhs

Particulars	March 31, 2021	March 31, 2020
Opening Balance	618	1,000
Investment Income	42	78
Employer's contribution	–	–
Benefits Paid	–	(186)
Return on plan assets, excluding amount recognised in net interest expenses	52	(274)
<b>Total</b>	<b>712</b>	<b>618</b>

The major categories of plan assets of the fair value of the total plan assets are as follows:

Particulars	Defined gratuity Plan	
	March 31, 2021	March 31, 2020
Investment in Funds managed by Trust	100%	100%

The principal assumptions used in determining gratuity obligation for the Group's plans are shown below:

Particulars	March 31, 2021	March 31, 2020
Discount Rate ( per annum )	6.15%	6.85%
Salary Growth Rate ( per annum )	5%	5%
Withdrawal Rate ( per annum )		
Up to 30 years	13.5%	3%
31 - 44 years	13.5%	2%
Above 44 years	13.5%	1%

# Notes to the Consolidated financial statements

for the year ended March 31, 2021

## Note 31 : Employee Benefits (Contd..)

A quantitative sensitivity analysis for significant assumption is as shown below:

Particulars	₹ Lakhs	
	March 31, 2021	March 31, 2020
Defined Benefit Obligation (Base)	1,857	1,604

Particulars	As at March 31, 2021		As at March 31, 2020	
	Decrease	Increase	Decrease	Increase
	Discount Rate (-/+1%)	94	(86)	157
Salary Growth Rate (-/+1%)	(88)	94	(141)	158
Attrition Rate (-/+50%)	(24)	10	(10)	9

The sensitivity analysis above have been determined based on a method that extrapolates the impact on defined benefit obligation as a result of reasonable changes in key assumptions occurring at the end of the reporting period.

The following payments are expected contributions to the defined benefit plan in future years:

Particulars	₹ Lakhs	
	March 31, 2021	March 31, 2020
Within the next one yea (next annual reporting period)	327	87
More than one year and upto five years	974	371
More than five years and upto ten years	946	1,351
More than ten years	345	1,501
<b>Total expected payments</b>	<b>2,592</b>	<b>3,310</b>

Average duration of the defined benefit plan obligation

Particulars	₹ Lakhs	
	March 31, 2021	March 31, 2020
Weighted Average duration	5 years	9 years

### B. Defined Contribution Plan

Particulars	₹ Lakhs	
	March 31, 2021	March 31, 2020
<b>Contribution to Provident and Other funds</b>		
Charged to Statement of Profit and Loss	576	504

### C. Leave Encashment (unfunded)

The Group recognises the leave encashment expenses in the Statement of Profit and Loss based on actuarial valuation.

The expenses recognised in the Statement of Profit and Loss and the Leave Encashment Liability at the beginning and at the end of the year :

Particulars	₹ Lakhs	
	March 31, 2021	March 31, 2020
Liability at the beginning of the year	97	87
Paid during the year	(31)	(14)
Transfer In*	5	–
Provided during the year	9	24
<b>Liability at the end of the year</b>	<b>80</b>	<b>97</b>

\* In relation to transfer of employees from Holding Company and fellow subsidiaries

## Notes to the Consolidated financial statements

for the year ended March 31, 2021

### Note 32 : Share-based payments

In accordance with the Securities and Exchange Board of India (Share Based Employee benefits) Regulations, 2014 and Ind AS 102 Share-based Payment, the scheme detailed below is managed and administered, compensation benefits in respect of the scheme is assessed and accounted by the company . To have an understanding of the scheme, relevant disclosures are given below.

#### I. Employee Stock Options (ESOPs) granted by Hindustan Media Ventures Limited for eligible employees of the group.

The Hindustan Times Limited and HT Media Limited (the immediate Parent Company) has given loan to “HT Group company’s – Employee Stock Option Trust” which in turn has purchased Equity Shares of the Company for the purpose of granting Options under the ‘HT Group company’s –Employee Stock Option Rules’ (“HT ESOP”), to eligible employees of the group.

#### A. Details of Options granted as on March 31, 2021 are given below:

Type of Arrangement	Date of Grant	Number of options granted	Fair Value on the date of Grant (₹)	Vesting conditions	Weighted average remaining contractual life (in years)	Method of Settlement
Employee Stock Option	September 15, 2007	193,782	16.07	¼ of the shares vest each year over a period of four years starting from one year after the date of grant	0.46	Equity
Employee Stock Option	May 20, 2009	11,936	14.39	¼ of the shares vest each year over a period of four years starting from one year after the date of grant	2.14	Equity
Employee Stock Option	February 4, 2010	150,729	87.01	50% on the date of grant and 25% vest each year over a period of 2 years starting from the date of grant	2.14	Equity
Employee Stock Option	March 8, 2010	17,510	56.38	¼ of the shares vest each year over a period of four years starting from one year after the date of grant	2.94	Equity
Employee Stock Option	April 1, 2010	4,545	53.87	¼ of the shares vest each year over a period of four years starting from one year after the date of grant	3.01	Equity
Employee Stock Option	October 25, 2019	220,376	34.80	¼ of the shares vest each year over a period of four years starting from one year after the date of grant	12.58	Equity

Weighted average fair value of the options outstanding is ₹ 35.72 per option (Previous Year ₹ 35.72 per option).

# Notes to the Consolidated financial statements

for the year ended March 31, 2021

## Note 32 : Share-based payments

### B. Summary of activity under the plans is given below :

	March 31, 2021		March 31, 2020	
	Number of options	Weighted Average Exercise Price (₹)	Number of options	Weighted Average Exercise Price (₹)
Outstanding at the beginning of the year	230,186	71.68	9,810	59.99
Granted during the year	–	–	220,376	72.20
Forfeited during the year	–	–	–	–
Exercised during the year	–	–	–	–
Expired during the year	–	–	–	–
Outstanding at the end of the period	230,186	71.68	230,186	71.68
Exercisable at the end of the period	64,902	70.35	9,810	59.99
Weighted average remaining contractual life (in years)	12.17		13.17	
Weighted Average fair value* option granted	–		34.8	

\*Fair value is calculated as per the Black Scholes Options Pricing Model.

Assumptions used in Black Scholes Options Pricing Model are as follows :

Particulars	31-Mar-20
Risk free interest Rate ( per annum )	6.85%
Expected life	8.25 Years
Expected volatility**	32.85%
Dividend yield ( per annum )	0.93%
Price of the underlining share in market at the time of option grant (₹)	72.20
Exercise price (₹)	72.20
Fair value (₹)	34.80

\*\* Volatility is a measure of the amount by which a price has fluctuated or is expected to fluctuate during a period. The measure of volatility used in the Black-Scholes option-pricing model is the annualized standard deviation of the continuously compounded rates of return on the stock over a period of time.

### C. The details of exercise price for stock options outstanding at the end of the year ended March 31, 2021 are:

A stock option gives an employee, the right to purchase equity shares of the Company at a fixed price within a specific period of time. The details of exercise price for stock options outstanding at the end of the year are as under:

	Range of exercise prices	Number of options outstanding	Weighted average remaining contractual life of options (in years)	Weighted average exercise price (₹)
2020-21	₹ 1.35 to ₹ 72.20	230,186	12.17	71.68
2019-20	₹ 1.35 to ₹ 72.20	230,186	13.17	71.68

Options granted are exercisable for a maximum period of 14 years after the scheduled vesting date as per the Scheme.

The Company has availed exemption under Ind AS 101 in respect of Share-based payments that had been vested before the transition date. The Company has elected to avail this exemption and accordingly, vested options as on transition date have been measured at intrinsic value .

## Notes to the Consolidated financial statements

for the year ended March 31, 2021

### Note 32 : Share-based payments

The employee compensation cost (accounting charge for the year) during the year calculated using the fair value of stock options is ₹ 10 Lakhs (March 31, 2020: ₹ 6 lakhs).

The employee compensation cost (accounting charge for the year) calculated using the intrinsic value of stock options is ₹ NIL (March 31, 2020: ₹ NIL)

#### II. The fellow subsidiary, Firefly e-Ventures Limited (FEVL) has given Employee Stock Options (ESOPs) to employees of Hindustan Media Ventures Limited (HMVL).

##### A. Details of these plans are given below:

###### Employee Stock Options

A stock option gives an employee, the right to purchase equity shares of Firefly e-Ventures Limited at a fixed price within a specific period of time. The grant price (or strike price) for options granted during the financial year 2009-10 shall be ₹10 each per option.

##### B. Details of stock options granted during the current year and earlier year are as given below:

Type of arrangement	Date of grant	Options granted (nos.)	Fair value on the grant date (₹)	Vesting conditions	Weighted average contractual life in years as at March 31, 2021 (in years)	Method of Settlement
Employee Stock Options	October 16, 2009	224,700	4.82	Starts from the date of listing of Firefly e-Ventures Limited as per the following vesting schedule 25% 12 months from the date of grant 25% 24 months from the date of grant 25% 36 months from the date of grant 25% 48 months from the date of grant	2.55	Equity

##### C. Summary of activity under the plan for the year ended March 31, 2021 and March 31, 2020 are given below:

	March 31, 2021		March 31, 2020	
	Number of options	Weighted-average exercise price (₹)	Number of options	Weighted-average exercise price (₹)
Outstanding at the beginning of the year	224,700	10	224,700	10
Options related to employees shifted from Firefly to HTML	–	–	–	–
Granted during the year	–	–	–	–
Forfeited during the year	–	–	–	–
Exercised during the year	–	–	–	–
Expired during the year	–	–	–	–
Outstanding at the end of the year	224,700	10	224,700	10
Weighted average remaining contractual life (in years)	2.55		3.55	

# Notes to the Consolidated financial statements

for the year ended March 31, 2021

## Note 32 : Share-based payments (Contd..)

Weighted average fair value of the options outstanding is ₹ 4.82 per option. Since no options have been exercised during the period, thus weighted average share price has not been disclosed.

The Company has availed exemption under Ind AS 101 in respect of Share-based payments that had been vested before the transition date. The Company has elected to avail this exemption and accordingly, vested options as on transition date have been measured at intrinsic value .

The employee compensation cost (accounting charge for the year) calculated using the intrinsic value of stock options is ₹ NIL (March 31, 2020: ₹ NIL).

\* As subsequent to the year end, above mentioned outstanding options have been forfeited as per the resolution passed by the Board of FEVL on April 5, 2021.

### III. The Holding Company, HT Media Limited has given Employee Stock Options (ESOPs) to employees of Hindustan Media Ventures Limited (HMVL).

#### A. Details of these plans are given below:

##### Employee stock options

A stock option gives an employee, the right to purchase equity shares of HT Media Limited at a fixed price within a specific period of time.

#### B. Details of stock options granted during the current year and earlier year are as given below:

Type of arrangement	Date of grant	Options granted (nos.)	Fair value on the grant date (₹)	Vesting conditions*	Weighted average remaining contractual life in years as at March 31, 2021 (in years)
Employee stock options (Method of settlement-equity)	Oct 24, 2019	339,888	9.04	Starts from the date of listing of HT Media Limited as per the following vesting schedule	10.57
	Mar 31, 2021	181,628	10.62	75% 12 months from the date of grant 25% 24 months from the date of grant	12.00

#### C. Summary of activity under the plan for the year ended March 31, 2021 are given below.

	March 31, 2021		March 31, 2020	
	Number of options	Weighted-average exercise price (₹)	Number of options	Weighted-average exercise price (₹)
Outstanding at the beginning of the year	339,888	19.80	–	–
Granted during the year	181,628	21.25	339,888	19.80
Forfeited during the year	–	–	–	–
Exercised during the year	–	–	–	–
Expired during the year	–	–	–	–
Outstanding at the end of the year	521,516	20.30	339,888	19.80
Weighted average remaining contractual life (in years)		11.07		10.34
Weighted average fair value* of options granted during the year		10.62		9.04



## Notes to the Consolidated financial statements

for the year ended March 31, 2021

### Note 32 : Share-based payments

The employee compensation cost (accounting charge for the year) calculated using the fair value of stock options is ₹ 17 lakhs (Previous year : ₹ 12 Lakhs).

\*Fair value is calculated as per the Black Scholes Options Pricing Model.

Assumptions used in Black Scholes Options Pricing Model are as follows :

Particulars	March 31, 2021	March 31, 2020
Risk free interest Rate ( per annum )	6.37%	6.64%
Expected life	6.625 Years	6.225 Years
Expected volatility**	43.59%	37.29%
Dividend yield ( per annum )	0.87%	1.01%
Price of the underlining share in market at the time of option grant (₹)	21.25	19.80
Exercise price (₹)	21.25	19.80
Fair value (₹)	10.62	9.04

\*\* Volatility is a measure of the amount by which a price has fluctuated or is expected to fluctuate during a period. The measure of volatility used in the Black-Scholes option-pricing model is the annualized standard deviation of the continuously compounded rates of return on the stock over a period of time.

### Note 33 : Commitments and contingencies

#### (a) Commitments

Particulars	₹ Lakhs	
	March 31, 2021	March 31, 2020
Capital Commitments		
Estimated amount of contracts remaining to be executed on capital account and not provided for (net of capital advances)	5,276	3,967

#### (b) Contingent Liabilities

##### A. Claims against the company not acknowledged as debts

Particulars	₹ Lakhs	
	March 31, 2021	March 31, 2020
a) The Company has filed a petition before the Hon'ble Patna High Court against an initial claim for additional contribution of ₹ 73 Lakhs made by Employees State Insurance Corporation (ESIC) relating to the years 1989-90 to 1999-00. The Company has furnished a bank guarantee amounting to ₹ 13 Lakhs to ESIC. The Hon'ble High Court had initially stayed the matter and on July 18, 2012 disposed off the Petition with the Order of "No Coercive Step shall be taken against HMVL" with direction to move for ESI Court. Matter is still pending in Lower Court. There is no further progress in the matter during the year.	73	73
b) The Company has filed a petition before the Hon'ble Patna High Court against the demand of ₹ 10 Lakhs (including interest) for short payment of ESI dues pertaining to the years from 2001 to 2005. The Hon'ble High Court had initially stayed the matter and on July 18, 2012 disposed off the Petition with the Order of "No Coercive Step shall be taken against HMVL" with direction to move for ESI Court. Matter is still pending in Lower Court. There is no further progress in the matter during the year.	10	10

# Notes to the Consolidated financial statements

for the year ended March 31, 2021

## Note 33 : Commitments and contingencies (Contd..)

- B.** During the current year and as in the previous financial year, the management has received several claims substantially from employees in UP, Jharkhand and Bihar who are either retired or separated from the Company regarding the benefits of Majithia Wage Board recommendations. However, all such claims/ recovery order(s) issued by ALC/ DLC office are generally either stayed by the respective Hon'ble High Court(s) or are pending before ALC/ DLC.

Based on management assessment and current status of the above matter, the management is confident that no provision is required in the financial statements as on March 31, 2021.

- C.** In respect of income tax demand under dispute ₹ 780 Lakhs (previous year ₹ 780 Lakhs) against the same the Company has paid tax under protest of ₹ 112 Lakhs (previous year ₹ 112 Lakhs). The tax demand are mainly on account of disallowances of expenses claimed by the Company under the Income Tax Act. The company is contesting the demands before the appropriate appellate authorities and the management believes that Company's tax positions are likely to be upheld by such authorities. No tax expenses have been accrued in the financial statements for these tax demands.

## Note 34 : Related party transactions

### i) List of Related Parties and Relationships:-

Name of related parties where control exists whether transactions have occurred or not.	HT Media Limited (Holding Company or Parent Company) The Hindustan Times Limited # Earthstone Holding (Two) Private Limited## (Ultimate controlling party is the Promoter Group)
Joint Venture (with whom transactions have occurred during the year)	HT Content Studio LLP (w.e.f. August 21, 2019)
Fellow Subsidiaries (with whom transactions have occurred during the year)	Next Radio Limited (w.e.f. April 15, 2019) HT Mobile Solutions Limited HT Overseas Pte. Ltd. Digicontent Limited Mosaic Media Ventures Private Limited (w.e.f. December 02, 2020) HT Digital Streams Limited
Key Management Personnel (with whom transactions have occurred during the year)	Mr. Shamit Bhartia (Managing Director) Mr. Praveen Someshwar (Managing Director) Mr. Ashwani Windlass (Non-Executive Independent Director) Ms. Savitri Kunadi (Non-Executive Independent Director w.e.f. May 9, 2019) Mr. Piyush G Mankad (ceased to be (Non-Executive Independent Director w.e.f. April 1, 2019)) Mr. Shardul S. Shroff (ceased to be (Non-Executive Independent Director w.e.f. April 1, 2019)) Dr. Mukesh Aghi (Non-Executive Independent Director) Mr. Ajay Relan (Non-Executive Independent Director)
Relatives of Key Management Personnel (with whom transactions have occurred during the year)	Mrs. Tripti Someshwar (Relative of Mr. Praveen Someshwar)

# The Hindustan Times Limited (HTL) does not hold any direct investment in the Company. However, HTL's subsidiary HT Media Limited holds shares in the Company.

## Earthstone Holding (Two) Private Limited (formerly known as Earthstone Holding (Two) Limited) is the holding Company of The Hindustan Times Limited

## Notes to the Consolidated financial statements

for the year ended March 31, 2021

### Note 34 : Related party transactions (Contd..)

#### ii) Transactions with related parties

Refer note 34 A

#### iii) Terms and conditions of transactions with related parties

The sales to and purchases from related parties are made on terms equivalent to those that prevail in arm's length transactions. Outstanding balances at the year-end are unsecured and interest free and settlement occurs in cash (other than Inter-Corporate Deposits) . There have been no guarantees provided or received for any related party receivables or payables.

### Note 34A Transactions during the year with related parties (refer note A)

₹ Lakhs

Particulars	Holding Company		Joint Venture		Fellow Subsidiaries		Key Managerial Personnel(KMP) (refer note B)		Relatives of Key Management Personnel (KMP's)		Total	
	Mar-21	Mar-20	Mar-21	Mar-20	Mar-21	Mar-20	Mar-21	Mar-20	Mar-21	Mar-20	Mar-21	Mar-20
<b>REVENUE TRANSACTIONS</b>												
<b>INCOME</b>												
Jobwork revenue	233	390	-	-	-	-	-	-	-	-	233	390
Sale of advertisement space in publication	161	309	-	-	55	75	-	-	-	-	216	384
Sale of newspaper for circulation	1,391	2,073	-	-	-	-	-	-	-	-	1,391	2,073
Infrastructure support services (seats) given	18	24	-	-	691	792	-	-	-	-	709	816
Media marketing commission & collection charges received	69	80	-	-	2	-	-	-	-	-	71	80
Rent received	29	29	-	-	-	-	-	-	-	-	29	29
Interest on inter corporate loan	-	-	-	-	785	377	-	-	-	-	785	377
Share of revenue on joint sale	126	627	-	-	-	-	-	-	-	-	126	627
<b>EXPENSE</b>												
Purchase of stores & spares material	11	5	-	-	-	-	-	-	-	-	11	5
Printing / service charges paid	1,386	2,356	-	-	-	-	-	-	-	-	1,386	2,356
Share of revenue given on joint sales / revenue sharing	51	4	-	-	3	9	-	-	-	-	54	13
Advertisement expenses	6	81	-	-	143	83	-	-	-	-	149	164
Purchase of newspaper for circulation	184	288	-	-	-	-	-	-	-	-	184	288
Infrastructure support services (seats) taken	127	107	-	-	-	-	-	-	-	-	127	107
Media marketing commission & collection charges paid	319	567	-	-	-	-	-	-	-	-	319	567
Rent and maintenance charges	1,170	1,466	-	-	-	-	-	-	-	-	1,170	1,466
Remuneration paid to key managerial personnel	-	-	-	-	-	-	840	971	-	-	840	971
Non executive director's sitting fee and commission	-	-	-	-	-	-	25	72	-	-	25	72

# Notes to the Consolidated financial statements

for the year ended March 31, 2021

₹ Lakhs

Particulars	Holding Company		Joint Venture		Fellow Subsidiaries		Key Managerial Personnel (KMP) (refer note B)		Relatives of Key Management Personnel (KMP's)		Total	
	Mar-21	Mar-20	Mar-21	Mar-20	Mar-21	Mar-20	Mar-21	Mar-20	Mar-21	Mar-20	Mar-21	Mar-20
Fee for newsprint procurement support services	–	–	–	–	37	3	–	–	–	–	37	3
News content procurement fees	–	–	–	–	4,979	6,935	–	–	–	–	4,979	6,935
Payment of car lease	–	–	–	–	–	–	–	–	20	20	20	20
<b>OTHERS</b>												
Reimbursement of expenses incurred on behalf of the company by parties	209	232	–	–	1	–	–	–	–	–	210	232
Reimbursement of expenses incurred on behalf of the party by company	46	30	–	–	–	–	–	–	–	–	46	30
Inter corporate deposit given by the company	–	–	–	–	1,950	6,050	–	–	–	–	1,950	6,050
Inter corporate deposit refunded back	–	–	–	–	4,995	–	–	–	–	–	4,995	–
Purchase of property, plant and equipment & intangible assets by company	–	26	–	–	–	–	–	–	–	–	–	26
Sale of property, plant and equipment by company	–	11	–	–	–	–	–	–	–	–	–	11
Material on loan taken and subsequently given back	5	–	–	–	–	–	–	–	–	–	5	–
Security deposit paid	48	279	–	–	–	–	–	–	–	–	48	279
Security deposit received	72	60	–	–	–	–	–	–	–	–	72	60
Purchase of assets	3,206	–	–	–	–	–	–	–	–	–	3,206	–
Dividend paid	–	654	–	–	–	–	–	–	–	–	–	654
Investment made in shares	–	–	276	324	–	–	–	–	–	–	276	324
<b>BALANCE OUTSTANDING</b>												
Investment in shares/ investment in form of capital contribution	–	–	600	324	–	–	–	–	–	–	600	324
Trade and other receivables	738	1,823	–	–	29	54	–	–	–	–	767	1,877
Trade and other payables	626	368	–	–	1,056	444	–	–	2	2	1,684	814
Inter corporate deposit & interest accrued on it	–	–	–	–	3,268	6,389	–	–	–	–	3,268	6,389
Security deposits paid by the company (undiscounted value)	1,494	1,446	–	–	–	–	–	–	–	–	1,494	1,446
Security deposits received by the company	647	575	–	–	–	–	–	–	–	–	647	575

**Note A:**-The transactions above do not include gst, service tax, vat etc.

**Note B:** - 'Key Management Personnel and Relatives of Promoters who are under the employment of the Group are entitled to post-employment benefits and other long term employee benefits recognised as per Ind-AS 19 - 'Employee Benefits' in the financial statements. As these employee benefits are lump sum amounts provided on the basis of actuarial valuation, the same is not included above. Accordingly, the above mentioned payment is in the nature of short term employee benefits.

## Notes to the Consolidated financial statements

for the year ended March 31, 2021

### Note 35 : Segment information

The Group is engaged mainly into the business of printing and publishing of newspaper & periodicals and there are no other reportable segments as per Ind AS 108 on Operating Segments. The management of the Group monitors the operating results of the aforesaid business for the purpose of making decisions about resource allocation and performance assessment.

Geographical revenue is allocated based on the location of the customers. The Group sells its products mostly within India with insignificant export income and does not have any operations in economic environments with different risks and returns and hence, it has been considered as to be operating in a single geographical location.

#### Information about major customers:

No single customer represents 10% or more of the Group's total revenue during the year ended March 31, 2021 and March 31, 2020.

### Note 36 : Hedging activities and derivatives

#### Derivatives not designated as hedging instruments

The Group uses foreign exchange forward contracts, to manage its foreign currency exposures other than ECB Loan. These contracts are not designated as cash flow hedges and are entered into for periods consistent with underlying transactions exposure.

#### Derivatives designated as hedging instruments

The Group has taken USD 100 lakhs ECB Loan with floating rate of interest. The Group has taken Call Spread option to mitigate foreign currency risk in relation to repayment of principal amount of USD 100 lakhs and Interest Rate Swap (Floating to Fixed) to mitigate interest rate risk. The Group designates (Cash Flow Hedge):

- Intrinsic Value of Call Spread option to hedge foreign currency risk for repayment of Principal Amount in relation to ECB Loan availed in USD.
- Interest Rate Swap (Floating to Fixed) to hedge interest rate risk in respect of Floating rate of interest in relation to ECB Loan.

#### For year ended 31 March 2021

#### Disclosure of effects of hedge accounting on financial position:

Type of hedge and risks	Nominal value (Notional amount being used to calculate payments made on hedge instrument )	Carrying amount of hedging instrument		Line item in balance sheet that includes hedging instrument	Maturity	Hedge ratio	Average strike rate of hedging instrument
		Assets in ₹ Lakhs	Liabilities in ₹ Lakhs				
<b>Cash flow hedge</b>							
<b>Foreign exchange risk</b>							
Foreign currency options	USD 100 Lakhs (O/s USD 62.5 Lakhs)	352	–	Financial Asset at FVOCI (refer note 6D)	31 May 2018 to 31 May 2023	1:1	70.28
<b>Fixed Interest rate</b>							
<b>Interest rate risk</b>							
Interest rate swap	USD 100 Lakhs (O/s USD 62.5 Lakhs)		162	Financial Liability at FVTPL (refer note 15C)	31 May 2018 to 31 May 2023	1:1	3.66%

# Notes to the Consolidated financial statements

for the year ended March 31, 2021

## Note 36 : Hedging activities and derivatives (Contd..)

₹ Lakhs

Type of hedge and risks	Changes in fair value of hedging instrument recognised in OCI	Hedge ineffective-ness recognised in profit or (loss)	Line item in statement of profit and loss that includes recognised hedge ineffectiveness	Amount reclassified from cash flow hedging reserve to profit or loss	Line item affected in statement of profit and loss because of the reclassification	Cost of Hedging recognised in OCI	Amount reclassified from cost of hedging reserve to profit or loss	Line item affected in statement of profit and loss because of the reclassification
<b>Cash flow hedge</b>								
<b>Foreign exchange risk</b>								
Foreign currency options	268	88	Foreign Exchange Loss	268	Foreign Exchange Loss	104	133	Finance Cost
<b>Interest rate risk</b>								
Interest rate swap	124							

### For year ended 31 March 2020

#### Disclosure of effects of hedge accounting on financial position:

Type of hedge and risks	Nominal value (Notional amount being used to calculate payments made on hedge instrument)	Carrying amount of hedging instrument		Line item in balance sheet that includes hedging instrument	Maturity	Hedge ratio	Average strike rate of hedging instrument
		Assets in ₹ Lakhs	Liabilities in ₹ Lakhs				
<b>Cash flow hedge</b>							
<b>Foreign exchange risk</b>							
Foreign currency options	USD 100 Lakhs (O/s USD 87.5 Lakhs)	619	–	Financial Asset at FVOCI (refer note 6D)	31 May 2018 to 31 May 2023	1:1	71.50
							Fixed Interest rate
<b>Interest rate risk</b>							
Interest rate swap	USD 100 Lakhs (O/s USD 87.5 Lakhs)		287	Financial Liability at FVTPL (refer note 15C)	31 May 2018 to 31 May 2023	1:1	3.66%

₹ Lakhs

Type of hedge and risks	Changes in fair value of hedging instrument recognised in OCI	Hedge ineffective-ness recognised in profit or (loss)	Line item in statement of profit and loss that includes recognised hedge ineffectiveness	Amount reclassified from cash flow hedging reserve to profit or loss	Line item affected in statement of profit and loss because of the reclassification	Cost of Hedging recognised in OCI	Amount reclassified from cost of hedging reserve to profit or loss	Line item affected in statement of profit and loss because of the reclassification
<b>Cash flow hedge</b>								
<b>Foreign exchange risk</b>								
Foreign currency options	449	90	Foreign Exchange Loss	449	Foreign Exchange Loss	126	171	Finance Cost
<b>Interest rate risk</b>								
Interest rate swap	165							

## Notes to the Consolidated financial statements

for the year ended March 31, 2021

### Note 36 : Hedging activities and derivatives (Contd..)

#### Movements in cash flow hedging reserve :

₹ Lakhs

Risk category	Foreign currency risk		Interest rate risk	Total
	Foreign currency options		Interest rate swaps	
Cash flow hedging reserve				
As at April 1, 2019 (after tax)			(79)	(79)
Add: Changes in intrinsic value of foreign currency options	449		–	449
Add: Changes in fair value of interest rate swaps			(165)	(165)
Less: Amounts reclassified to profit or loss	(449)		–	(449)
As at March 31, 2020 (before tax)			(244)	(244)
Less: Deferred tax relating to FY 19-20	0		(58)	(58)
As at March 31, 2020 (after tax)			<b>(186)</b>	<b>(186)</b>
Add: Changes in intrinsic value of foreign currency options	(268)		–	(268)
Add: Changes in fair value of interest rate swaps			124	124
Less: Amounts reclassified to profit or loss	268		–	268
As at March 31, 2021 (before tax)			(62)	(62)
Less: Deferred tax relating to FY 20-21			43	43
<b>As at March 31, 2021 (after tax)</b>			<b>(105)</b>	<b>(105)</b>

#### Movements in costs of hedging reserve :

₹ Lakhs

	Foreign currency risk	
	Foreign currency options	
Costs of hedging reserve		
As at April 1, 2019 (after tax)		(207)
Add: Deferred costs of hedging-transaction related- Deferred time value of foreign currency option contracts		(126)
Add: Amount reclassified from cost of hedging reserve to profit or loss		171
As at March 31, 2020 (before tax)		(162)
Less: Deferred tax relating to FY 19-20		16
As at March 31, 2020 (after tax)		<b>(178)</b>
Add: Deferred costs of hedging-transaction related- Deferred time value of foreign currency option contracts		104
Add: Amount reclassified from cost of hedging reserve to profit or loss		133
As at March 31, 2021 (before tax)		59
Less: Deferred tax relating to FY 20-21		83
<b>As at March 31, 2021 (after tax)</b>		<b>(24)</b>

#### Hedge Effectiveness

Hedge effectiveness is determined at the inception of the hedge relationship, and through periodic prospective effectiveness assessments to ensure that an economic relationship exists between the hedged item and hedging instrument.

The Group enters into hedge relationships where the critical terms of the hedging instrument match exactly with the terms of the hedged item. The Group performs a qualitative assessment of effectiveness. As all critical terms matched during the year, the economic relationship was 100% effective.

# Notes to the Consolidated financial statements

for the year ended March 31, 2021

## Note 37 : Fair values

Set out below, is a comparison by class of the carrying amounts and fair value of the Group's financial instruments:

Particulars	Carrying value		Fair value		Fair Value measurement hierarchy level
	March 31, 2021	March 31, 2020	March 31, 2021	March 31, 2020	
<b>Financial assets measured at Amortised Cost</b>					
Loans (refer note 6C)	4,789	7,708	4,789	7,708	Level 2
Margin money (held as security in form of fixed deposit) [refer note 6D]	21	21	21	21	Level 2
<b>Financial assets measured at fair value through other comprehensive income</b>					
Forex derivative contract (designated as hedge) (refer note 6D)	352	619	352	619	Level 2
<b>Financial assets measured at fair value through profit and loss</b>					
Investment in equity instruments and awarrants (refer note 6B)	2,698	1,871	2,698	1,871	Level 3
Investment in preference securities (refer note 6B)	11,008	1,320	11,008	1,320	Level 3
Investment in preference securities (refer note 6B)	5,151	–	5,151	–	Level 2
Investment in mutual funds including current portion (refer note 6B)	120,611	115,033	120,611	115,033	Level 1
Investment in Bonds (refer note 6B)	2,123	–	2,123	–	Level 1
<b>Financial Liabilities measured at Amortised Cost</b>					
ECB Loan from Bank including current portion of long term borrowing (refer note 15A)	4,569	6,611	4,569	6,611	Level 2
Liability-Premium Call Option including current portion (refer note 15C)	143	288	143	288	Level 2
<b>Financial Liabilities measured at fair value through profit and loss</b>					
Derivative Liability-IRS (refer note 15C)	162	287	162	287	Level 2

The management assessed that fair value of trade receivables, cash and cash equivalents, other bank balances, other current non- derivative financial assets, short- term borrowings, trade payables and other current non- derivative financial liabilities approximate their carrying amounts largely due to the short-term maturities of these instruments. The fair value of the financial assets and liabilities is included at the amount at which the instrument could be exchanged in a current transaction between willing parties, other than in a forced or liquidation sale. The following methods and assumptions were used to estimate the fair values:

- The fair values of Long term interest-bearing borrowings and loans are determined by using Discounted Cash Flow(DCF) method using discount rate that reflects the issuer's borrowing rate as at the end of the reporting period. The own non performance risk was assessed to be insignificant.
- The fair values of the investment in unquoted equity shares/preference shares have been estimated using a Discounted cash Flow (DCF) model and/or comparable investment price such as last round of funding made in the investee Group. The valuation requires management to make certain assumptions about the model Inputs, including forecast cash flows, discount rate, credit risk and volatility. The probabilities of the various estimates within the Range can be reasonably assessed and are used in management's estimate of fair value for these unquoted investments.



## Notes to the Consolidated financial statements

for the year ended March 31, 2021

### Note 37 : Fair values (Contd..)

- The Company has investment in quoted mutual funds being valued at Net Asset value.
- Investments in quoted market linked debentures being valued basis CRISIL valuation report available on their website.
- Fixed bank deposits with more than 12 months maturity has been derived basis the interest accrued on fixed deposits upto the balance sheet date.
- The Group invests in quoted equity shares valued at closing price of stock on recognized stock exchange.
- Investments in quoted market linked debentures being valued basis CRISIL valuation report available on their website.
- The Group enters into derivative financial instruments such as foreign exchange forward contracts, call option spreads, interest rate swaps etc. being valued using valuation techniques, which employs the use of market observable inputs. The Group uses Mark to Market valuation provided by Bank for valuation of these derivative contracts.
- The loans given and investment in bonds are evaluated by the Group based on parameters such as interest rate, risk factors, risk characteristics and individual credit-worthiness of the counterparty. Based on this evaluation, allowances are taken into account for the expected losses.

The significant unobservable inputs used in the fair value measurement categorised within Level 3 of the fair value hierarchy together with a quantitative sensitivity analysis as at March 31, 2021 and March 31, 2020 are as shown below:

#### Description of significant unobservable inputs to valuation as at March 31, 2021:

Particulars	Valuation technique	Significant unobservable inputs	Range (weighted average)	Increase to fair value (₹ lakhs)	Decrease to fair value (₹ Lakhs)
Investment in equity instruments at Level 3*	Option Pricing Model	EV/Revenue Multiple (+/- 5%)	8.5x-9x	84	(81)
		Volatility (+/- 5%)	25.5%- 54%	175	(176)
		Terminal growth rate (+/- 1%)	2%-5%	110	(91)
		Discount for lack of marketability (+/- 5%)	15%- 20%	(93)	94
		Weighted average cost of capital (+/- 1%)	11.75%- 40%	(192)	224

\*The sensitivity analysis disclosures in relation to certain equity instruments and preference shares investments classified at FVTPL is not been disclosed since the management believes that there is no movement in the fair value on the reporting date.

#### Description of significant unobservable inputs to valuation as at March 31, 2020:

Particulars	Valuation technique	Significant unobservable inputs	Range (weighted average)	Increase to fair value (₹ lakhs)	Decrease to fair value (₹ Lakhs)
Investment in equity instruments at Level 3	Option Pricing Model	EV/Revenue Multiple (+/- 5%)	15X	192	(182)
		Volatility (+/- 5%)	41%	268	269
		Environment Risk (+/- 5%)	5%	(71)	71
		Discount for lack of marketability (+/- 5%)	10%	(75)	75

# Notes to the Consolidated financial statements

for the year ended March 31, 2021

## Note 37 : Fair values (Contd..)

### Reconciliation of fair value measurement of investment in equity instruments measured at FVTPL (Level III) :

Particulars	₹ Lakhs
Total	Total
<b>As at April 1, 2019</b>	<b>1,485</b>
Purchases	1,840
Impact of fair value movement	(134)
<b>As at March 31, 2020</b>	<b>3,191</b>
Purchases	11,446
Impact of fair value movement	(931)
<b>As at March 31, 2021</b>	<b>13,706</b>

## Note 38: Financial risk management objectives and policies

The Group's principal financial liabilities, other than derivatives, comprise loans and borrowings and trade & other payables. The main purpose of these financial liabilities is to finance the Group's operations and to support its operations. The Group's principal financial assets, other than derivatives comprise investments, loans given, trade and other receivables and cash and cash equivalents that derive directly from its operations. The Group also enters into foreign exchange derivative transactions.

The Group is exposed to market risk, credit risk and liquidity risk. The Group's senior management oversees the mitigation of these risks. The Group's financial risk activities are governed by appropriate policies and procedures and that financial risks are identified, measured and managed in accordance with the Group's policies and risk objectives. All derivative activities for risk management purposes are carried out by specialist teams that have the appropriate skills, experience and supervision. It is the Group's policy that no trading in foreign exchange derivatives for speculative purposes will be undertaken. The policies for managing each of these risks, which are summarised below:-

### 1) Market risk

Market risk is the risk that the fair value of future cash flows of a financial instrument will fluctuate because of changes in market prices. Market risk comprises three types of risk: interest rate risk, currency risk and equity price risk. Financial instruments affected by market risk include loans and borrowings, deposits and derivative financial instruments.

The sensitivity analysis in the following sections relate to the position as at March 31, 2021 and March 31, 2020.

The analysis exclude the impact of movements in market variables on: the carrying values of gratuity and other post-employment obligations and provisions.

The sensitivity of the relevant profit and loss item is the effect of the assumed changes in respective market risks. This is based on the financial assets and financial liabilities held at March 31, 2021 and March 31, 2020.

#### (i) Interest rate risk

Interest rate risk is the risk that the fair value or future cash flows of a financial instrument will fluctuate because of changes in market interest rates. The companies exposure to the risk of changes in market interest rates relates primarily to the ECB Borrowings with floating interest rates.

The Group manages interest rate risk by taking interest rate swap (floating to fixed). Refer note 36 for details.

## Notes to the Consolidated financial statements

for the year ended March 31, 2021

### Note 38 : Financial risk management objectives and policies (Contd..)

The Sensitivity Analysis for impact on OCI in relation to interest rate swap for year ended 31 March 2021 and 2020 :

Particulars	MTM Valuation		Impact on OCI (₹ Lakhs)			
			March 31, 2021		March 31, 2020	
Interest rate swap	10%	-10%	(12)	12	16	(16)

#### (ii) Foreign currency risk

Foreign currency risk is the risk that the fair value or future cash flows of an exposure will fluctuate because of changes in foreign exchange rates. The Group's exposure to the risk of changes in foreign exchange rates relates primarily to the Group's operating activities (when revenue or expense is denominated in a foreign currency), investments & borrowing in foreign currency etc.

The Group manages its foreign currency risk by hedging foreign currency transactions with forward covers and option contracts, if required. These transactions generally relate to purchase of imported newsprint & borrowings in foreign currency.

When a derivative is entered into for the purpose of being a hedge, the Group negotiates the terms of those derivatives to match the terms of the underlying exposure.

#### Foreign currency sensitivity- Unhedged Foreign Currency Exposure

The following tables demonstrate the sensitivity to a reasonably possible change in exchange rates, with all other variables held constant. The impact on the Group's profit before tax is due to changes in the fair value of monetary assets and liabilities.

Particulars	Outstanding Balances (Foreign Currency lakhs)		Change in Foreign Currency rate		Effect on profit before tax (₹ Lakhs)	
	March 31, 2021	March 31, 2020	March 31, 2021	March 31, 2020	March 31, 2021	March 31, 2020
	<b>Change in USD rate</b>					
Trade Payables	22	19	+(-) 1%	+(-) 1%	16	14
Buyer's credit	27	49	+(-) 1%	+(-) 1%	20	37
Interest Payable	1	1	+(-) 1%	+(-) 1%	0	1

#### (iii) Equity/Preference price risk

The Group's listed and non-listed equity/preference securities are susceptible to market price risk arising from uncertainties about future values of the investment securities. The Group manages the equity/preference price risk through diversification and by placing limits on individual and total equity/preference instruments. Reports on the equity/preference portfolio are submitted to the Group's senior management on a regular basis. The company's Investment Committee approves all equity/preference investment decisions (refer note 37).

## 2) Credit risk

Credit risk is the risk that counterparty will not meet its obligations under a financial instrument or customer contract, leading to a financial loss. The Group is exposed to credit risk from its operating activities (primarily trade receivables) and from its financing activities, including deposits with banks and financial institutions, foreign exchange transactions and other financial instruments.

# Notes to the Consolidated financial statements

for the year ended March 31, 2021

## Note 38 : Financial risk management objectives and policies (Contd..)

### Trade receivables and Other Financial Assets at amortised cost

An impairment analysis is performed at each reporting date on an individual basis for major clients. The maximum exposure to credit risk at the reporting date is the carrying value of each class of financial assets disclosed in Note 10A and 6D.

The Group evaluates the concentration of risk with respect to trade receivables and contract assets as low, as its customers are located in several jurisdictions and industries and operate in largely independent markets.

### Financial instruments and cash deposits

Credit risk from balances with banks and financial institutions is managed by the Group's treasury department in accordance with the Group's policy. Investments of surplus funds are made as per guidelines and within limits approved by Board of Directors. Board of Directors/ Management reviews and update guidelines, time to time as per requirement. The guidelines are set to minimize the concentration of risks and therefore mitigate financial loss through counterparty's potential failure to make payments.

### Liquidity risk

The Group monitors its risk of a shortage of funds using a liquidity mechanism.

The Group's objective is to maintain a balance between continuity of funding and flexibility through the use of Bank loans & liquid MF Investments.

65% of the Group's borrowings will mature in less than one year at March 31, 2021 (March 31, 2020: 59%) based on the carrying value of borrowings reflected in the financial statements.

The Group assessed the concentration of risk with respect to refinancing its debt and concluded it to be low. The Group has access to a sufficient variety of sources of funding i.e. investments / Bank limits for Borrowing/ cash accrual from Operation and debt maturing within 12 months can be paid/ rolled over with existing lenders.

The Group has positive working capital position and positive Net Assets position as on 31 March, 2021. Accordingly, no liquidity risk is perceived. The Group has available undrawn borrowing facilities of ₹ 34,584 lakhs as at 31 March, 2021 (March 31, 2020: ₹ 16,500 lakhs).

The table below summarizes the maturity profile of the Group's financial liabilities:

	₹ Lakhs		
	Within 1 year	More than 1 years	Total
<b>As at March 31, 2021</b>			
Borrowings (refer note 15A)	3,241	2,741	5,982
Lease liabilities (refer note 15D)	720	246	966
Trade and other payables (refer note 15B)	9,850	–	9,850
Other financial liabilities (refer note 15C)	29,619	149	29,768
<b>As at March 31, 2020</b>			
Borrowings (refer note 15A)	4,832	4,722	9,554
Lease liabilities (refer note 15D)	1,038	1,136	2,174
Trade and other payables (refer note 15B)	8,518	–	8,518
Other financial liabilities (Refer note 15C)	14,640	352	14,992

## Notes to the Consolidated financial statements

for the year ended March 31, 2021

### Note 38 : Financial risk management objectives and policies (Contd..)

#### Collateral

The Group has pledged part of its Investment in Mutual Funds in order to fulfill the collateral requirements for Borrowing. At March 31, 2021 and March 31, 2020, the invested values of the Investment in Mutual Funds pledged were ₹ 19,818 Lakhs Fair value [Original cost: ₹ 16,103 Lakhs] and ₹ 17,914 Lakhs Fair value [Original Cost : ₹ 15,303 Lakhs] respectively. The counterparties have an obligation to return the securities to the company and the company has an obligation to repay the borrowing to the counterparties upon maturity/ Due Date / mutual agreement. There are no other significant terms and conditions associated with the use of collateral securities except pledge given against outstanding Bank facilities (details are provided in borrowing note, refer note 15 A).

### Note 39 : Standards issued but not yet effective

Ministry of Corporate Affairs ("MCA") notifies new standard or amendments to the existing standards. There is no such notification which would have been applicable from April 1, 2021.

### Note 40 : Group information

#### Information about subsidiaries

The consolidated financial statements of the company include subsidiary listed in the table below :

Name	Principal activities	Country of Incorporation	% equity interest	
			March 31, 2021	March 31, 2020
HT Noida Company Limited	To invest in properties and carrying out the business of renting of properties.	India	100	100

Refer note 34 for details of Holding Company and Ultimate Holding Company.

#### Joint arrangement in which the company is a joint venture

The company has 99.99% in HT Content Studio LLP (incorporated in India), (Previous Year : 99.99%)

#### The Holding Company

The holding company of Hindustan Media Ventures Limited is The HT Media Limited.

### Note 41 : Interest in joint venture

#### A) Joint Venture- HT Content Studio LLP

HT Content Studio LLP became a Joint Venture of the Company w.e.f August 21, 2019. The Group has a 99.99 % interest in HT Content Studio LLP, a joint venture which owns "Film production and OTT business. The Group's interest in HT Content Studio LLP is accounted for using the equity method in the consolidated financial statements. Summarised financial information of the joint venture, based on its Ind-AS financial statements, and reconciliation with the carrying amount of the investment in consolidated financial statements are set out below :

# Notes to the Consolidated financial statements

for the year ended March 31, 2021

## Note 41 : Interest in joint venture (Contd..)

Summarised Balance Sheet as at March 31, 2021 and 2020:

Particulars	₹ Lakhs	
	March 31, 2021	March 31, 2020
Current assets	222	194
Non-current assets	6	13
Current liabilities	(257)	(150)
Non-current liabilities	–	–
<b>Equity</b>	<b>(29)</b>	<b>57</b>
Proportion of the Group's ownership	(29)	57
Carrying amount of the investment	–	57
<b>Liability under equity method of accounting</b>	<b>29</b>	<b>–</b>

Summarised Statement of Profit and Loss of the HT Content Studio LLP :

Particulars	₹ Lakhs	
	March 31, 2021	March 31, 2020
Revenue	–	–
Depreciation & amortization	8	1
Finance cost	0	0
Employee benefit	298	232
Other expense	56	34
<b>Loss before tax</b>	<b>(362)</b>	<b>(267)</b>
Income tax expense	–	–
<b>Loss for the year</b>	<b>(362)</b>	<b>(267)</b>
Other Comprehensive Income	–	–
<b>Total comprehensive income for the year</b>	<b>(362)</b>	<b>(267)</b>
<b>Group's share of loss for the year</b>	<b>(362)</b>	<b>(267)</b>

The group had capital commitments of ₹ 400 Lakhs relating to its interest in HT Content Studio LLP as at March 31, 2021 (Previous Year- ₹ 76 Lakhs) . The joint venture had no contingent liabilities or capital commitments as at March 31, 2021 . HT Content Studio LLP cannot distribute its profits until it obtains the consent from the two venture partners.

## Note 42: Details of Loans and Advances to subsidiaries, associates and firm/companies in which directors are interested (as required by Regulation 34(3) of (Listing Obligations and Disclosure Requirements) Regulations, 2015)

Particulars	₹ Lakhs	
	March 31, 2021	March 31, 2020
<b>Loans and Advances to fellow subsidiary</b>		
<b>1) Next Radio Limited</b>		
– Maximum amount due at any time during the year(including accrued interest)	9,011	6,389
– Closing Balance at the end of the year	3,268	6,389

## Notes to the Consolidated financial statements

for the year ended March 31, 2021

### Note 43: Leases

#### Leases as Lessee

The Company has taken various residential, office and godown premises under lease arrangements.

#### i) The details of the right-of-use asset held by the Group is as follows:

₹ Lakhs				
Particulars	Leasehold Land	Leasehold Vehicle	Buildings	Total
<b>Balance at 1 April 2019</b>	3,686	–	326	4,012
Reclassification from prepaid rent	–	–	16	16
Additions to right-of-use assets	–	50	2,860	2,910
Derecognition of right-of-use assets	(98)	–	–	(98)
Depreciation charge for the year	(45)	(3)	(830)	(878)
<b>Balance at 31 March 2020</b>	<b>3,543</b>	<b>47</b>	<b>2,372</b>	<b>5,962</b>
Reclassification to non current assets held for sale (Refer note 44)	(74)	–	–	(74)
Additions to right-of-use assets	–	–	50	50
Derecognition of right-of-use assets	–	–	(428)	(428)
Depreciation charge for the year	(44)	(17)	(851)	(912)
<b>Balance at 31 March 2021</b>	<b>3,425</b>	<b>31</b>	<b>1,143</b>	<b>4,598</b>

#### ii) Set out below are the carrying amounts of lease liabilities and the movements during the period:

₹ Lakhs		
Particulars	March 31, 2021	March 31, 2020
<b>Balance at 1 April</b>	<b>2,174</b>	<b>326</b>
Additions	50	2,733
Derecognition	(465)	–
Accretion of interest	79	140
Pre Payments (considered below for cashflow)	(259)	(161)
Payments- Principal (considered below for cashflow)	(534)	(724)
Payments- Interest	(79)	(140)
<b>Balance at 31 March</b>	<b>966</b>	<b>2,174</b>
<b>Current</b>	<b>720</b>	<b>1,038</b>
<b>Non- Current</b>	<b>246</b>	<b>1,136</b>

The maturity analysis of lease liabilities are disclosed in Note 38.

#### iii) Amounts recognised in profit or loss:

₹ Lakhs		
Particulars	March 31, 2021	March 31, 2020
Interest on lease liabilities	79	140
Depreciation expense of right-of-use assets	912	878
Expenses relating to short-term leases	633	730

# Notes to the Consolidated financial statements

for the year ended March 31, 2021

## Note 43: Leases (Contd..)

### iv) Amounts recognised in statement of cash flows:

Particulars	₹ Lakhs	
	March 31, 2021	March 31, 2020
Total cash outflow for leases	(793)	(885)

### Leases as lessor

#### i) Operating lease

The Group has entered into operating leases on its Property, Plant and Equipment (Refer Note 3) and Investment Property (Refer Note 4).

Rental income recognised by the Group during 2020-21 is ₹ 805 Lakhs (Previous year ₹ 969 Lakhs).

The following table sets out a maturity analysis of lease payments, showing the undiscounted lease payments to be received after the reporting date-

Particulars	in ₹ Lakhs
Less than one year	27
One to two years	28
Two to three years	27
Three to four years	–
Four to five years	–
More than five years	–
<b>Total</b>	<b>83</b>

## Note 44 : Non-current assets held for sale

Particulars	₹ Lakhs	
	March 31, 2021	March 31, 2020
Land Freehold	68	–
Buildings	797	–
Leasehold Land	74	–
<b>Total</b>	<b>939</b>	<b>–</b>

Non-current assets held for sale is in relation to Land and Building which is being held for disposal due to outsourcing of printing work at certain units. Disposal is expected within one year of classification as held for sale. Impairment of ₹ 7 Lakhs has been recognized during the current year categorized under the head "Loss on sale of property, plant and equipment (includes impairment of property, plant and equipment)"



## Notes to the Consolidated financial statements

for the year ended March 31, 2021

**Note 45: Additional information as required under Schedule III of the Companies Act, 2013, of the enterprises consolidated as subsidiaries/associates/joint ventures.**

Particulars	Net assets i.e. total assets minus total liabilities		Share in Profit or Loss		Share in other Comprehensive income		Share in total Comprehensive income	
	As % of consolidated net assets	Amount (₹ in lakhs)	As % of consolidated profit or loss	Amount (₹ in lakhs)	As % of consolidated other comprehensive income	Amount (₹ in lakhs)	As % of total comprehensive income	Amount (₹ in lakhs)
	<b>Current Year : As on March 31, 2021</b>							
<b>I. Parent :</b>								
Hindustan Media Ventures Limited	99%	159,287	108%	7,465	100%	107	107%	7,572
<b>II. Subsidiaries :</b>								
a) Indian								
HT Noida Company Limited	1%	1,446	-2%	-159	0%	-	-2%	(159)
<b>III Non-controlling interest in all subsidiaries</b>								
<b>IV Joint Venture (Investment as per Equity Method)</b>								
a) Indian								
HT Content Studio LLP	0%	(29)	-5%	(362)	0%	0	-5%	(362)
<b>Sub Total</b>	<b>100%</b>	<b>160,704</b>	<b>100%</b>	<b>6,944</b>	<b>100%</b>	<b>107</b>	<b>100%</b>	<b>7,051</b>
<b>V Adjustment arising out of consolidation</b>		(2,205)		-		-		-
<b>VI Attributable to equity holders of parent</b>		158,499		6,944		107		7,051
<b>Previous Year : As on March 31, 2020</b>								
<b>I. Parent :</b>								
Hindustan Media Ventures Limited	100%	151,683	102%	11,897	100%	(538)	102%	11,359
<b>II. Subsidiaries :</b>								
a) Indian								
HT Noida Company Limited	0%	5	0%	-	0%	-	0%	-
<b>III Non- controlling interest in all subsidiaries</b>								
<b>IV Joint Venture (Investment as per Equity Method)</b>								
a) Indian								
HT Content Studio LLP	0%	57	-2%	(267)	0%	0	-2%	(267)
<b>Sub Total</b>	<b>100%</b>	<b>151,745</b>	<b>100%</b>	<b>11,630</b>	<b>100%</b>	<b>(538)</b>	<b>100%</b>	<b>11,092</b>
<b>V Adjustment arising out of consolidation</b>		(328)		-		-		-
<b>VI Attributable to equity holders of parent</b>		<b>151,416</b>		<b>11,630</b>		<b>(538)</b>		<b>11,092</b>

# Notes to the Consolidated financial statements

for the year ended March 31, 2021

## Note 46:

Management has considered the possible effects that may result from the pandemic relating to COVID-19 on the carrying amount of property, plant and equipment, intangible assets, investment properties, inventories, receivables, other financial and non-financial assets of the Group. In developing the assumptions relating to the possible future uncertainties because of this pandemic, the Group, as at the date of adoption of these standalone financial statements has used internal and external sources of information. The Group has performed sensitivity analysis on the assumptions used, to the extent applicable and based on current factors estimated that the carrying amount of above mentioned assets as at 31 March 2021 will be recovered. Given the uncertainties associated with nature, condition and duration of COVID-19, the impact assessment on the Group's financial statements will be continuously made and provided for as required.

## Note 47:

Previous year figures have been regrouped and reclassified wherever necessary to conform to the current year classification.

In terms of our report of even date attached

### For B S R and Associates

Chartered Accountants

(Firm registration Number: 128901W)

### Rajesh Arora

Partner

Membership No. 076124

### For and on behalf of the Board of Directors of Hindustan Media Ventures Limited

### Tridib Barat

Company Secretary

### Sandeep Gulati

Chief Financial Officer

### Samudra Bhattacharya

Chief Executive Officer

### Praveen Someshwar

Managing Director

(DIN: 01802656)

### Shobhana Bhartia

Chairperson

(DIN: 00020648)

**Place:** Gurugram

**Date:** June 17, 2021

**Place:** New Delhi

**Date:** June 17, 2021

## Annexure A - Form AOC -1

(Pursuant to first proviso to sub-section (3) of section 129 read with rule 5 of Companies (Accounts) Rules, 2014)

**Statement containing salient features of the financial statement of subsidiaries or associate companies or joint ventures**

### PART "A" : SUBSIDIARIES

Sr. No	1
Name of the Subsidiary Company	HT Noida Company Limited
Date since when subsidiary was acquired	11-Feb-20
Reporting period for the subsidiary concerned, if different from the holding company's reporting period	Not Applicable
Reporting currency and Exchange rate as on the last date of the relevant Financial year in the case of foreign subsidiaries	Not Applicable
a) Share Capital ( In Lakhs)	1605
b) Reserves and surplus ( In Lakhs)	(159)
c) Total Assets ( In Lakhs)	3236
d) Total Liabilities ( In Lakhs)	1790
e) Investments ( In Lakhs)	-
f) Turnover ( In Lakhs)	-
g) Profit / (Loss) before Taxation ( In Lakhs)	(159)
h) Provision for Tax Expenses/(benefits) ( In Lakhs)	-
i) Profit / (Loss) after Taxation ( In Lakhs)	(159)
Extent of shareholding (%)	100%

### PART "B" : ASSOCIATES AND JOINT VENTURES

Statement pursuant to first proviso to sub-section (3) of section 129 of the Companies Act, 2013 related to Associate Companies

Name of the Associates/ Joint Ventures	HT Content Studio LLP
Relationship with the Parent Company (HT Media Limited)	Joint venture
a) Latest audited Balance Sheet Date	31-Mar-21
b) Date on which Joint Venture was associated or acquired	21-Aug-19
c) Shares of Joint Ventures held at the year end	
Equity shares	
Number ( In Lakhs)	Being LLP, Company has done capital contribution.
Amount of Investment in Joint Venture ( ₹ in Lakhs)	600
Extend of Holding %	99.99%
d) Description of how there is significant influence	LLP Agreement
e) Reason why the Joint venture is not consolidated	Not Applicable
f) Networth attributable to Shareholding as per latest audited Balance Sheet ( ₹ in Lakhs)	29
g) Profit / ( Loss) for the year ( ₹ in Lakhs)	
i. Considered in Consolidation	362
ii. Not Considered in Consolidation	-

**For and on behalf of the Board of Directors of Hindustan Media Ventures Limited**

**Tridib Barat**  
Company Secretary

**Sandeep Gulati**  
Chief Financial Officer

**Samudra Bhattacharya**  
Chief Executive Officer

**Praveen Someshwar**  
Managing Director  
(DIN: 01802656)

**Shobhana Bhartia**  
Chairperson  
(DIN: 00020648)

**Place:** New Delhi  
**Date:** June 17, 2021







# HINDUSTAN THE BIGGEST HIT OF THE YEAR

This takes our tally to **34 awards** for the year!  
Making it the most awarded publication of India.

# 34



# हिन्दुस्तान

C-164, 1st Floor  
Sector - 63, NOIDA - 201 307  
Distt. Gautam Budh Nagar (U.P.)  
E-mail: [hmvinvestor@livehindustan.com](mailto:hmvinvestor@livehindustan.com)

