

TAINWALA

Date: 2nd February, 2024

To,
The Corporate Relation Department,
Bombay Stock Exchange Limited,
1st Floor, New Trading Wing,
P. J. Tower, Dalal Street, Fort,
Mumbai - 400 001

To,
The Listing Department,
National Stock Exchange of India Limited
Exchange Plaza, Plot C/1, G Block,
Bandra Kurla Complex, Bandra (East),
Mumbai - 400 051

BSE Scrip Code: 507785

NSE SYMBOL: TAINWALCHM

Sub: Outcome of the Board Meeting held on 2nd February, 2024

This is further to our letter dated 19th January, 2024 intimating the date of Board Meeting to consider and approve the un-audited Financial Results for the quarter ended on 31st December, 2023.

Pursuant to the provisions of Regulation 30 of the SEBI (Listing Obligations and Disclosure Requirements) Regulations, 2015 we wish to inform you that the Board of Directors of the Company at its meeting held today i.e., 2nd February, 2024 inter-alia, discussed the following matters:

1. Considered and approved the un-audited Financial Results with limited review report of the auditors for the quarter ended on 31st December, 2023. Extract of the un-audited Financial Results along with Limited Review Report is enclosed herewith.

The meeting of the Board of Directors commenced at 2:00 p.m. and concluded at 2:35 p.m.

Kindly make a note of the same and acknowledge.

For Tainwala Chemicals & Plastics (India) Limited

SR Mansukhani

Simran R Mansukhani
Director and Chief Financial Officer
DIN: 06500475



TAINWALA CHEMICALS AND PLASTICS (INDIA) LIMITED

CIN: L24100MH1985PLC037387

Registered Office: Tainwala House, Road No. 18, M.I.D.C., Andheri (East), Mumbai-93. Tel: 6716 6100 To 199.

Works: Plot No.87, Govt. Indl. Estate, Khadoli Village, Silvassa - 396230. Tel: 9574073331/ 957407332

E-Mail: simran@tainwala.in/ cs@tainwala.in;


Website: www.tainwala.in

Limited Review Report**Independent Auditor's Review Report on the Quarterly and Year to Date Unaudited Standalone Financial Results of the Company Pursuant to the Regulation 33 and 52 of the SEBI (Listing Obligations and Disclosure Requirements) Regulations, 2015, as amended****Review Report to
The Board of Directors
Tainwala Chemicals and Plastics (India) Limited**

1. We have reviewed the accompanying Statement of Unaudited Standalone Financial Results of Tainwala Chemicals and Plastics (India) Limited (the "Company") for the quarter and nine month ended December 31, 2023 (the "Statement") attached herewith, being submitted by the Company pursuant to the requirements of Regulation 33 and 52 of the SEBI (Listing Obligations and Disclosure Requirements) Regulations, 2015, as amended (the "Listing Regulations").
2. This Statement, which is the responsibility of the Company's Management and approved by the Company's Board of Directors, has been prepared in accordance with the recognition and measurement principles laid down in Indian Accounting Standard 34, (Ind AS 34) "Interim Financial Reporting" prescribed under Section 133 of the Companies Act, 2013 as amended, read with relevant rules issued thereunder and other accounting principles generally accepted in India and in compliance with Regulation 33 and 52 of the Listing Regulations. Our responsibility is to express a conclusion on the Statement based on our review.
3. We conducted our review of the Statement in accordance with the Standard on Review Engagements (SRE) 2410, "Review of Interim Financial Information Performed by the Independent Auditor of the Entity" issued by the Institute of Chartered Accountants of India. This standard requires that we plan and perform the review to obtain moderate assurance as to whether the Statement is free of material misstatement. A review of interim financial information consists of making inquiries, primarily of persons responsible for financial and accounting matters, and applying analytical and other review procedures. A review is substantially less in scope than an audit conducted in accordance with Standards on Auditing and consequently does not enable us to obtain assurance that we would become aware of all significant matters that might be identified in an audit. Accordingly, we do not express an audit opinion.
4. Based on our review conducted and procedures performed as stated in above, nothing has come to our attention that causes us to believe that the accompanying Statement, prepared in accordance with recognition and measurement principles laid down in the aforesaid Indian Accounting Standards ('Ind AS') specified under Section 133 of the Companies Act, 2013, as amended, read with relevant rules issued thereunder and other accounting principles generally accepted in India, has not disclosed the information required to be disclosed in terms of the Listing Regulations, including the manner in which it is to be disclosed, or that it contains any material misstatement.


For GMJ & Co.**Chartered Accountants**

ICAI Firm Registration Number: 103429W

**CA Haridas Bhat**

Partner

Membership No. 039070



UDIN: 24039070BKDBAF3383

Place: Mumbai

Date: 2nd February, 2024

TAINWALA CHEMICALS AND PLASTICS (INDIA) LIMITED

Regd. Off.: Tainwala House, Road No.18, M.I.D.C., Marol, Andheri (E.), Mumbai- 400 093
Tel No: 022-67166161; Email: cs@tainwala.in; Website: www.tainwala.in
CIN: L24100MH1985PLC037387


STANDALONE STATEMENT OF FINANCIAL RESULTS

(INR in Lakhs)

Particulars	Quarter Ended			Nine Months Ended		Year Ended
	31/12/2023	30/09/2023	31/12/2022	31/12/2023	31/12/2022	31/03/2023
	(Unaudited)	(Unaudited)	(Unaudited)	(Unaudited)	(Unaudited)	(Audited)
INCOME						
Income from operations (net)	440.41	636.06	173.94	1,724.15	469.05	1,283.37
Other income	50.81	537.88	357.05	643.90	795.10	977.23
Total Income (I)	491.22	1,173.94	530.99	2,368.05	1,264.15	2,260.60
EXPENSES						
Cost of materials consumed	58.14	104.40	79.76	206.85	182.62	270.99
Purchases for resale	-	796.87	334.07	1,260.65	385.34	781.02
Changes in inventories of finished goods, work-in-process and Stock-in-Trade	321.23	(331.34)	(298.33)	87.63	(259.11)	138.14
Employee Benefits Expense	27.83	30.35	25.42	85.48	192.69	138.17
Finance costs	0.31	0.01	0.39	1.13	0.53	1.03
Depreciation and amortization expense	10.87	11.65	11.97	34.45	32.48	44.30
Other expenses	35.90	28.06	27.06	94.58	92.50	498.09
Total Expenses (II)	454.28	640.00	180.34	1,770.77	627.05	1,871.74
Profit before exceptional items and tax(I-II)	36.94	533.94	350.65	597.28	637.10	388.86
Exceptional Items	-	-	-	-	-	-
Profit before tax	36.94	533.94	350.65	597.28	637.10	388.86
Tax expense:						
Current tax	(10.00)	(85.00)	-	(95.00)	-	(23.50)
Adjustment of tax relating to earlier periods	-	23.50	-	23.50	(26.67)	(37.21)
Deferred tax	-	-	-	-	-	-
Profit/(loss) for the period	26.94	472.44	350.65	525.78	610.43	328.15
Other Comprehensive Income						
A. Other Comprehensive income not to be reclassified to profit and loss in subsequent periods:						
Remeasurement of gains (losses) on defined benefit plans	-	-	-	-	-	(75.53)
Income tax effect	-	-	-	-	-	-
Equity Instruments through Other Comprehensive Income	275.68	(265.07)	705.47	1,255.51	679.22	594.57
Income tax effect	(68.16)	(28.56)	-	(389.69)	-	-
Other Comprehensive income/(loss) for the year, net of tax	207.52	(293.63)	705.47	865.82	679.22	519.04
TOTAL COMPREHENSIVE INCOME FOR THE PERIOD, NET OF TAX	234.46	178.81	1,056.12	1,391.60	1,289.65	847.19
Paid-up equity share capital	936.39	936.39	936.39	936.39	936.39	936.39
Other Equity				10,327.18	9,378.04	8,935.58
Earnings per share (EPS) for profit attributable to equity shareholders						
Basic and Diluted EPS	0.29	5.05	3.74	5.61	6.52	3.50

Notes:


- The financial statements for the quarter ended December 31st, 2023 have been reviewed by the Audit Committee and approved by the Board of Directors at its meeting held on February 2nd 2024. The statutory auditors have expressed an unqualified opinion. The financial statements are prepared in accordance with the Indian Accounting Standards (Ind AS) as prescribed under section 133 of the Companies Act, 2013 read with relevant rules issued thereunder.
- Segments have been identified in line with the Indian Accounting Standard - 108 "Operating Segment" specified under Section 133 of the Companies Act, 2013 read with rules framed thereunder.
- Figures of previous periods/years' have been regrouped / rearranged, wherever considered necessary.



Place: Mumbai
Dated: 2nd February, 2024

For Tainwala Chemicals and Plastics (India) Limited

Ramesh D Tainwala
Chairman & Managing Director
(DIN: 00234109)



TAINWALA CHEMICALS AND PLASTICS (INDIA) LIMITED

Regd. Off.: Tainwala House, Road No.18, M.I.D.C., Marol, Andheri (E.), Mumbai- 400 093


Tel No: 022-67166161; Email:- cs@tainwala.in; Website: www.tainwala.in

CIN: L24100MH1985PLC037387

STANDALONE STATEMENT OF FINANCIAL RESULTS SEGMENT WISE REVENUE, RESULTS AND CAPITAL EMPLOYED


(INR in Lakhs)


SR. NO.	Particulars	Quarter Ended			Nine Months Ended		Year Ended
		31/12/2023	30/09/2023	31/12/2022	31/12/2023	31/12/2022	31/03/2023
		(Unaudited)	(Unaudited)	(Unaudited)	(Unaudited)	(Unaudited)	(Audited)
1	Segment Revenue :						
a	Plastic sheets	97.60	162.20	147.46	369.96	359.56	483.24
b	Tradable Items	342.81	473.86	26.48	1,354.19	109.49	800.13
	Net Sales / Income from Operations	440.41	636.06	173.94	1,724.15	469.05	1,283.37
2	Segment Results						
a	Plastic sheets	1.65	11.01	(29.31)	8.10	(123.42)	(486.90)
b	Tradable Items	(20.78)	15.19	8.82	18.91	9.14	5.54
	Total	(19.13)	26.20	(20.49)	27.01	(114.28)	(481.36)
	Add/Less:						
	(a) Interest (expense) / income (Net)	27.85	453.41	6.09	498.76	19.97	103.94
	(b) Other Un-allocable (expense) / income (net)	28.22	54.34	365.05	71.51	731.41	766.28
	Profit / (loss) before tax	36.94	533.94	350.65	597.28	637.10	388.86
3	Segment Assets						
a	Plastic Sheets	533.55	675.73	852.10	533.55	852.10	661.17
b	Tradable Items	26.81	385.74	492.19	26.81	492.19	105.52
c	Unallocated	11,215.64	10,490.28	9,171.52	11,215.64	9,171.52	9,177.76
	Total	11,776.00	11,551.75	10,515.81	11,776.00	10,515.81	9,944.45
4	Segment Liabilities						
a	Plastic Sheets	122.75	201.11	101.39	122.75	101.39	72.49
b	Tradable Items	-	-	100.00	-	100.00	-
	Total	122.75	201.11	201.39	122.75	201.39	72.49



Place: Mumbai
Dated: 2nd February, 2024

For Tainwala Chemicals and Plastics (India) Limited


Ramesh D Tainwala
 Chairman & Managing Director
 (DIN: 00234109)



TAINWALA CHEMICALS AND PLASTICS (INDIA) LIMITED							
Regd. Off.: Tainwala House, Road No.18, M.I.D.C., Marol, Andheri (E.), Mumbai- 400 093							
Tel No: 022-67166161; Email: cs@tainwala.in; Website: www.tainwala.in							
CIN: L24100MH1985PLC037387							
STANDALONE STATEMENT OF FINANCIAL RESULTS FOR THE QUARTER AND NINE MONTHS ENDED DECEMBER 31, 2023							
(Additional disclosure as per clauses 52 (4) of Securities and Exchange Board of India (Listing Obligations and Disclosure Requirements) Regulations, 2015							
S No.	Particulars	Quarter Ended			Nine Months Ended		Year Ended
		31/12/2023	30/09/2023	31/12/2022	31/12/2023	31/12/2022	31/03/2023
		(Unaudited)	(Unaudited)	(Unaudited)	(Unaudited)	(Unaudited)	(Audited)
(I)	Debt Service Coverage Ratio	-	-	-	-	-	-
(II)	Interest Service Coverage Ratio	-	-	-	-	-	-
(III)	Debt Equity Ratio	-	-	0.01	-	0.01	-
(IV)	Current Ratio	3.48	5.08	6.30	3.48	6.30	15.53
(V)	Long Term Debt to Working Capital	-	-	-	-	-	-
(VI)	Bad Debts to Account Receivable Ratio	-	-	-	-	-	-
(VII)	Current Liability Ratio	0.15	0.30	0.78	0.15	0.78	0.39
(VIII)	Total Debt to Total Assets	-	-	0.01	-	0.01	-
(IX)	Debtors Turnover	4.94	3.80	1.85	24.51	3.79	22.15
(X)	Inventory Turnover	1.15	1.77	0.24	7.90	0.62	3.91
(XI)	Operating Margin Percent	(0.01)	0.01	0.03	(0.01)	(0.27)	(0.42)
(XII)	Net Profit Margin Percent	0.05	0.40	0.66	0.22	0.48	0.15
(XIII)	Net Worth (Rs.In Lakhs)	11,263.56	11,029.11	10,314.42	11,263.56	10,314.42	9,871.96
(XIV)	Earnings Per Share	0.29	5.05	3.74	5.61	6.52	3.50

