



# ANUH PHARMA LTD.

Registered Office : 3-A, Shivsagar Estate, North Wing,  
Dr. Annie Besant Road, Worli, **MUMBAI** - 400 018. **INDIA**.  
Tel. : +91-22-6622 7575 • Fax : +91-22-6622 7600 / 7500  
E-Mail : anuh@sk1932.com • CIN: L24230MH1960PLC011586

10<sup>th</sup> November, 2021

To,  
The Manager (Listing)  
BSE Limited  
Phiroze Jeejeebhoy Towers,  
Dalal Street,  
Fort, Mumbai - 400 001

**Sub: Submission of Unaudited Financial Results for the quarter & half year ended September 30, 2021 along with Limited Review Report**

**Ref: Scrip Code No. 506260**

Dear Sir,

Pursuant to the provisions of Regulation 33 of the Securities and Exchange Board of India (Listing Obligations and Disclosure Requirements) Regulations, 2015, we are enclosing herewith the following:

1. Unaudited Financial Results for the quarter & half year ended September 30, 2021; and
2. Limited Review Report for the quarter ended September 30, 2021.

You are requested to kindly take the same on record.

Thanking you,

Yours faithfully,  
For **Anuh Pharma Limited**

*A.S. Ambrale*  
**Ashwini Ambrale**  
**Company Secretary & Compliance Officer**  
**(Membership No.: ACS 32456)**



We Serve Since 1932

Factory : E-17/3, E-17/4 & E-18, M.I.D.C., Tarapur, BOISAR, Dist. Palghar - 401 506, INDIA. Tel.: +91-7410055574 / 75

# ANUH PHARMA LTD.

CIN: L24230MH1960PLC011586

Regd. Office : 3-A, North Wing, Shivsagar Estate, Dr. Annie Besant Road, Worli, Mumbai - 400018


Tel: +91 22 6622 7575; Fax: +91 22 6622 7600; Email: anuh@sk1932.com; Website: www.anuhpharma.com

**UNAUDITED FINANCIAL RESULTS FOR THE QUARTER AND HALF YEAR ENDED 30<sup>th</sup> SEPTEMBER, 2021**

(Rs. in Lakhs)

Sr. No.	Particulars	3 months ended 30/09/2021	3 months ended 30/06/2021	3 months ended 30/09/2020	6 months ended 30/09/2021	6 months ended 30/09/2020	12 months ended 31/03/2021
		Unaudited	Unaudited	Unaudited	Unaudited	Unaudited	Audited
(1)	(2)	(3)	(4)	(5)	(6)	(7)	(8)
I.	Revenue from operations	10,874.04	11,727.17	11,223.54	22,601.21	23,648.31	43,196.01
II.	Other income	190.51	192.45	336.88	382.96	646.52	1,053.82
III.	<b>Total Revenue (I + II)</b>	<b>11,064.55</b>	<b>11,919.62</b>	<b>11,560.42</b>	<b>22,984.17</b>	<b>24,294.83</b>	<b>44,249.83</b>
IV.	Expenses:						
	Cost of materials consumed	7,829.79	9,015.57	9,438.89	16,845.36	16,115.09	32,400.19
	Purchases of Stock-in-Trade	7.06	402.52	1.38	409.58	175.13	348.31
	Changes in inventories of finished goods, work-in-progress and Stock-in-Trade	392.67	68.31	(938.24)	460.98	814.85	231.31
	Employee benefits expense	363.14	369.51	386.86	732.65	731.15	1,429.12
	Finance costs	38.51	17.59	47.79	56.10	92.59	149.45
	Depreciation and amortization expense	296.96	299.14	372.94	596.10	745.98	1,507.58
	Other expenses	1,033.11	1,035.55	1,261.80	2,068.66	2,400.88	4,328.73
	<b>Total expenses (IV)</b>	<b>9,961.24</b>	<b>11,208.19</b>	<b>10,571.42</b>	<b>21,169.43</b>	<b>21,075.67</b>	<b>40,394.69</b>
V.	<b>Profit / (Loss) before exceptional and items and tax (III - IV)</b>	<b>1,103.31</b>	<b>711.43</b>	<b>989.00</b>	<b>1,814.74</b>	<b>3,219.16</b>	<b>3,855.14</b>
VI.	Exceptional items	-	-	-	-	-	-
VII.	<b>Profit / (Loss) before tax (V - VI)</b>	<b>1,103.31</b>	<b>711.43</b>	<b>989.00</b>	<b>1,814.74</b>	<b>3,219.16</b>	<b>3,855.14</b>
VIII.	Tax expense:						
	(1) Current tax	267.00	174.00	308.00	441.00	857.00	930.83
	(2) Deferred tax	(23.43)	(21.60)	17.17	(45.03)	26.23	65.01
	(3) MAT Credit (Entitlement)/ Utilised	-	-	-	-	-	15.67
		<b>243.57</b>	<b>152.40</b>	<b>325.17</b>	<b>395.97</b>	<b>883.23</b>	<b>1,011.51</b>
IX.	<b>Profit/(Loss) after Tax (VII-VIII)</b>	<b>859.74</b>	<b>559.03</b>	<b>663.83</b>	<b>1,418.77</b>	<b>2,335.93</b>	<b>2,843.63</b>
X.	Other Comprehensive Income (net of Tax)						
	(i) Items that will not be reclassified to profit or loss	4.38	(3.49)	(16.28)	0.89	(5.69)	-
	(ii) Items that will be reclassified to profit or loss	-	-	-	-	-	-
	<b>Total Other Comprehensive Income (net of Tax)</b>	<b>4.38</b>	<b>(3.49)</b>	<b>(16.28)</b>	<b>0.89</b>	<b>(5.69)</b>	<b>-</b>
XI.	<b>Total Comprehensive Income for the period (IX + X) (Comprising Profit / (Loss) and Other Comprehensive Income for the period)</b>	<b>864.12</b>	<b>555.54</b>	<b>647.55</b>	<b>1,419.66</b>	<b>2,330.24</b>	<b>2,843.63</b>
	Paid up Equity Share Capital (Face value ` 5/- each)	2,505.60	2,505.60	2,505.60	2,505.60	2,505.60	2,505.60
	Other Equity (excluding revaluation reserves)						16,558.75
XII.	Earnings per equity share (Non annualised) (In Rs.) (Refer note no.3)						
	(1) Basic	1.72	1.12	1.32	2.83	4.66	5.67
	(2) Diluted	1.72	1.12	1.32	2.83	4.66	5.67


See accompanying notes to the financial results



## Statement of Assets and Liabilities

(Rs. in Lakhs)


PARTICULARS	As at September 30, 2021	As at March 31, 2021
	Unaudited	Audited
<b>I ASSETS</b>		
<b>1 Non-current Assets</b>		
(a) Fixed Assets		
(i) Property, Plant and equipment	6,548.47	7,111.20
(ii) Capital work-in-progress	10.22	-
(iii) Intangible Assets	21.11	23.99
(iv) Right of use assets	118.45	7.05
	6,698.25	7,142.24
(b) Financial Assets		
(i) Investments	2,173.80	2,037.13
(ii) Other Financial Assets	463.51	158.22
(c) Income Tax Assets	100.10	153.35
(d) Other Non Current Assets	-	-
<b>Total Non-Current Assets</b>	<b>9,435.66</b>	<b>9,490.94</b>
<b>2 Current Assets</b>		
(a) Inventories	6,078.60	8,142.58
(b) Financial Assets		
(i) Investments	3,706.09	1,101.45
(ii) Trade receivables	12,051.87	10,686.08
(iii) Cash and cash equivalents	235.33	219.84
(iv) Other Bank balances	1,488.67	1,789.31
(v) Loans and Advances	59.00	92.98
(vi) Other financial assets	468.37	475.24
(c) Other current assets	167.92	1,265.52
<b>Total Current Assets</b>	<b>24,255.85</b>	<b>23,773.00</b>
<b>TOTAL ASSETS</b>	<b>33,691.51</b>	<b>33,263.94</b>
<b>I EQUITY AND LIABILITIES</b>		
<b>Equity</b>		
(i) Equity Share Capital	2,505.60	2,505.60
(ii) Other Equity	17,226.71	16,558.75
<b>TOTAL EQUITY</b>	<b>19,732.31</b>	<b>19,064.35</b>
<b>Liabilities</b>		
<b>1 NON-CURRENT LIABILITIES</b>		
(i) Lease Liabilities	101.23	-
(ii) Provisions	141.67	151.25
(iii) Deferred Tax Liabilities(Net)	56.75	101.41
<b>TOTAL NON-CURRENT LIABILITIES</b>	<b>299.65</b>	<b>252.66</b>
<b>2 CURRENT LIABILITIES</b>		
(a) Financial Liabilities		
(i) Borrowings	4,327.59	1,359.77
(ii) Lease Liabilities	19.59	7.77
(iii) Trade Payables:		
Due to Micro and Small Enterprises	143.21	55.47
Due to other than Micro and Small Enterprises	8,216.15	11,946.12
(iv) Other financial liabilities	712.94	468.14
(b) Other current liabilities	230.91	99.83
(c) Provisions	9.16	9.83
(d) Current Tax Liabilities(Net)	-	-
<b>TOTAL CURRENT LIABILITIES</b>	<b>13,659.55</b>	<b>13,946.93</b>
<b>TOTAL EQUITY AND LIABILITIES</b>	<b>33,691.51</b>	<b>33,263.94</b>



**CASH FLOW STATEMENT**

(Rs. in Lakhs)

Particulars	Period ended on Sept 30,2021		Year ended on March 31,2021	
	Unaudited		Audited	
<b>(A) CASH FLOW FROM OPERATING ACTIVITIES:</b>				
<b>NET PROFIT BEFORE TAX</b>		1,814.74		3,855.14
<u>Adjustment for:</u>				
Depreciation and Amortization	596.10		1,507.58	
Finance Costs	56.10		149.45	
Interest Income	(54.13)		(63.07)	
Market to Market (gain) / loss on investment	(169.09)		(109.55)	
Market to Market (gain) / loss on Derivative	(1.27)		0.31	
Provision for Gratuity & Leave Encashment	3.92		52.44	
Doubtful Debts Provision written back	(11.23)		(0.49)	
Bad Debts Written Off	-		38.90	
Dividend Income	(64.09)		(141.29)	
Loss/(Profit) on Sale of fixed assets	(2.83)		3.21	
Loss/(Profit) on Sale of Investment	(82.38)		(694.82)	
		271.10		742.67
<b>OPERATING PROFIT BEFORE WORKING CAPITAL CHANGES</b>		2,085.84		4,597.81
<u>Adjustment for:</u>				
Trade and Other Receivables	(1,354.56)		(2,582.46)	
Inventories	2,063.99		(1,993.83)	
Other Financial Assets	17.52		(1,727.70)	
Loans and Advances	33.98		19.73	
Other Current Assets	1,097.61		(399.56)	
Trade Payables	(3,642.23)		1,537.72	
Other Financial Liabilities	272.05		72.82	
Other current Liabilities	131.09		(379.58)	
Gratuity & Leave Encashment paid	(27.51)		(45.42)	
		(1,408.06)		(5,498.28)
<b>CASH GENERATED FROM OPERATIONS</b>		677.78		(900.47)
Direct Taxes paid	(387.76)	(387.76)	(973.00)	(973.00)
<b>NET CASH FROM OPERATIONS</b>		290.02		(1,873.47)
<b>(B) CASH FLOW FROM INVESTING ACTIVITIES:</b>				
(Purchase)/Sale of Investments [net]	(2,489.84)		5,621.56	
Purchase of Property,Plant and Equipment and Capital Work in Progress	(55.54)		(615.38)	
Sale of Property,Plant and Equipment	6.87		10.95	
Interest Income	38.82		61.87	
Dividend Income	64.09		141.29	
<b>NET CASH USED IN INVESTING ACTIVITIES</b>		(2,435.60)		5,220.29
<b>(C) CASH FLOW FROM FINANCING ACTIVITIES:</b>				
Total proceeds from Borrowings (net of repayments):				
Secured Loans/Short Term Borrowings	2,967.81		(3,096.23)	
Payment of Lease Liabilities	(2.57)		(55.02)	
Finance Costs	(51.85)		(162.40)	
Dividend paid (including tax thereon)	(752.32)		2.15	
<b>NET CASH FROM FINANCING ACTIVITIES</b>		2,161.07		(3,311.50)
<b>NET INCREASE / (DECREASE) IN CASH AND CASH EQUIVALENTS (A + B + C)</b>		15.49		35.32
CASH AND CASH EQUIVALENT AS AT THE BEGINNING OF THE PERIOD		219.84		184.52
CASH AND CASH EQUIVALENT AS AT THE END OF THE PERIOD		235.33		219.84



Notes:-

1. The results of the quarter and half year ended September 30, 2021 were reviewed by the Audit Committee and approved by the Board of Directors at its meeting held on November 10, 2021. The statutory auditors of the Company carried out a "Limited Review" of the financial results for quarter and half year ended September 30, 2021.

2. Other Financial indicators

(Rs. in Lakhs)

Particulars	3 months ended 30/09/2021	3 months ended 30/06/2021	3 months ended 30/09/2020	6 months ended 30/09/2021	6 months ended 30/09/2020	12 months ended 31/03/2021
EBITDA	1,438.78	1,028.16	1,409.73	2,466.94	4,057.74	5,512.17
% of EBITDA Margin	13.23	8.77	12.56	10.92	17.16	12.76
EBITDA (Adjusted to Forex (gain) / loss and Mark to Market (gain) / loss on Investment in Mutual funds)	1,318.52	1,049.59	1,530.02	2,368.10	4,266.56	5,372.46
% of Adjusted EBITDA Margin	12.13	8.95	13.63	10.48	18.04	12.44

3. On 22/09/2020, the Company passed a circular resolution for allotment of 2,50,56,000 Equity Shares of Rs. 5/- each as fully paid-up Bonus Equity Shares in the ratio of 1:1 to all registered shareholders as on the record date. Consequently, in accordance with Ind AS 33 "Earnings per Share", the basic and diluted earnings per share for all the periods presented above have been adjusted to give effect to the aforesaid issue of Bonus Shares.



4. The Company has made tax provision as per the option permitted under section 115BAA of the Income Tax Act, 1961 from June 2021 quarter and onwards. Accordingly the company has recognised Provision for income tax and remeasured its deferred tax asset and liabilities based on the rates prescribed in said section. The full impact of this change has been recognised in the statement of Profit and loss. However the final decision for exercising the option permitted under section 115BAA of the Income Tax Act, 1961 will be finalised at the time of filing the Income tax return for the financial year ending on March 31, 2022.

5. The Company has identified Bulk drug and Chemicals as its only primary reportable segment in accordance with the requirements of Ind AS 108, 'Operating Segments'. Accordingly, no-separate segment information has been provided.

6. Previous period's figures have been regrouped and reclassified, wherever necessary, to correspond with those of the current period.

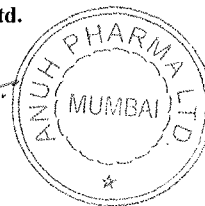
For Anuh Pharma Ltd.

For Anuh Pharma Ltd.

Ritesh Shah  
Joint Managing Director  
(DIN: 02496729)

Bipin Shah  
Vice Chairman  
(DIN: 00083244)



Place : Mumbai

Date : November 10, 2021

**Independent Auditor's Review Report on the Quarterly and Year to Date Unaudited Financial Results of the Company Pursuant to the Regulation 33 and 52 of the SEBI (Listing Obligations and Disclosure Requirements) Regulations, 2015, as amended**

**TO THE BOARD OF DIRECTORS**  
**Anuh Pharma Limited**

1. We have reviewed the accompanying statement of unaudited financial results of Anuh Pharma Limited (the "Company") for the quarter ended 30<sup>th</sup> September, 2021 and year to date from 1<sup>st</sup> April, 2021 to 30<sup>th</sup> September, 2021 (the "Statement") attached herewith, being submitted by the Company pursuant to the requirements of Regulation 33 and 52 of the SEBI (Listing Obligations and Disclosure Requirements) Regulations, 2015, as amended (the "Listing Regulations").
2. This Statement, which is the responsibility of the Company's Management and approved by the Company's Board of Directors, has been prepared in accordance with the recognition and measurement principles laid down in Indian Accounting Standard 34, (Ind AS 34) "Interim Financial Reporting" prescribed under Section 133 of the Companies Act, 2013 as amended, read with relevant rules issued thereunder and other accounting principles generally accepted in India. Our responsibility is to express a conclusion on the Statement based on our review.
3. We conducted our review of the Statement in accordance with the Standard on Review Engagements (SRE) 2410, "Review of Interim Financial Information Performed by the Independent Auditor of the Entity" issued by the Institute of Chartered Accountants of India. This standard requires that we plan and perform the review to obtain moderate assurance as to whether the Statement is free of material misstatement. A review of interim financial information consists of making inquiries, primarily of persons responsible for financial and accounting matters, and applying analytical and other review procedures. A review is substantially less in scope than an audit conducted in accordance with Standards on Auditing and consequently does not enable us to obtain assurance that we would become aware of all significant matters that might be identified in an audit. Accordingly, we do not express an audit opinion.
4. Based on our review conducted as above, nothing has come to our attention that causes us to believe that the accompanying Statement, prepared in accordance with the recognition and measurement principles laid down in the aforesaid Indian Accounting Standards ('Ind AS') specified under Section 133 of the Companies Act, 2013 as amended, read with relevant rules issued thereunder and other accounting principles generally accepted in India, has not disclosed the information required to be disclosed in terms of the Listing Regulations, including the manner in which it is to be disclosed, or that it contains any material misstatement.

For JAYANTILAL THAKKAR & CO.  
CHARTERED ACCOUNTANTS  
(FIRM REG. NO. 104133W)



*V. A. Merchant*

VIRAL A. MERCHANT  
PARTNER  
MEMBERSHIP NO. 116279  
UDIN: 21116279AAAAFG4232

PLACE: Mumbai  
DATE: 10<sup>th</sup> November, 2021.