



Gujarat Investa Limited

Regd. Office : 3 & 4 Shivalik Plaza, Opp. Atira, Ambawadi, Ahmedabad - 380 015. Gujarat.
Phone : 079-22172949 Fax : +91-79-25733663 Cin No.: L65910GJ1993PLC018858

Date: 27.05.2022

To,
Department of Corporate Services,
BSE Limited
P.J. Towers, Dalal Street, Fort,
Mumbai - 400001

Dear Sir/Madam,

Sub: Outcome of Board Meeting

BSE Script Code: 531341

With reference to captioned subject and as per the provisions of Regulation 30 & 33 of SEBI (Listing Obligations and Disclosure Requirements) Regulations, 2015, we would like to inform you that the Board of Directors at their Board meeting held on today, 27th May, 2022, inter alia, has transacted and approved the following:


1. Approved Standalone Audited Financial Results/Statements of the Company for the quarter and financial year ended 31st March, 2022.
2. The appointment of M/s. Umesh Ved & Associates, Company Secretary in Practice, Ahmedabad, as a Secretarial Auditors of the Company for the Financial Year 2022-23.
3. The appointment of M/s. Kamal M. Shah & Co., Chartered Accountants, Ahmedabad, as an Internal Auditors of the Company for the Financial Year 2022-23.
4. shift the registered office of the Company from the premises at Office: 3 & 4, Shivalik Plaza Opp. Atira, Ambawadi Ahmedabad 380015 Gujarat to the new premises at 252 New Cloth Market, Opp. Raipur Gate, Ahmedabad, 380002 Gujarat within the local limits of City with effect from June 01, 2022.



Gujarat Investa Limited

Regd. Office : 3 & 4 Shivalik Plaza, Opp. Atira, Ambawadi, Ahmedabad - 380 015. Gujarat.
Phone : 079-22172949 Fax : +91-79-25733663 Cin No.: L65910GJ1993PLC018858

STATEMENT OF STANDALONE AUDITED FINANCIAL RESULTS FOR THE QUARTER AND YEAR ENDED 31ST MARCH, 2022					
Sr. No.	Particulars	[Rs. In Lacs]			
		Quarter ended		Year ended	
		31.03.2022	31.12.2021	31.03.2021	31.03.2021
		Audited	Unaudited	Audited	Audited
1	Revenue from Operations				
	(a) Revenue - Trading Operations	-	-	-	21.60
	(b) Interest Income	9.96	-	4.86	13.70
	(c) Dividend Income	-	0.01	-	0.01
	Total Revenue from Operations	9.96	0.01	4.86	35.31
2	Expenses				
	a) Finance Cost	-	-	-	-
	b) Purchase of Stock In Trade	(0.01)	9.76	4.90	23.31
	c) Changes in inventories of finished goods, stock in trade & work-in-progress	7.89	(12.75)	(4.60)	(4.86)
	d) Employee's benefits expense	1.23	0.45	1.80	2.28
	e) Net Loss on Future and Option Contact	-	4.44	-	3.14
	f) Depreciation, amortization and impairment	-	-	-	-
	g) Other Expenses	1.84	0.05	0.97	7.22
	Total Expenses	10.95	1.95	3.07	31.09
3	Profit/(loss) before exceptional items and tax (1-2)	(0.99)	(1.94)	1.79	4.22
4	Exceptional Items				
5	Profit/(loss) before tax (3-4)	(0.99)	(1.94)	1.79	4.22
6	Tax expense				
	Current Tax	1.00	-	1.75	1.00
	Excess provision of tax for earlier years	0.08	-	1.47	0.08
	Deferred Tax	-	-	-	-
7	Profit/(loss) for the period / year from continuing operations (5-6)	(2.07)	(1.94)	(1.43)	3.14
8	Profit/(loss) from discontinued operations				
9	Tax Expenses of discontinued operations				
10	Profit/(loss) from discontinued operations (after tax) (8-9)				
11	Profit/(loss) for the period/year (7+10)	(2.07)	(1.94)	(1.43)	3.14
12	Other Comprehensive Income				
	(a) (i) Items that will not be reclassified to Profit or Loss	-	-	-	-
	(ii) Income Tax relating to items that will not be reclassified to	-	-	-	-
	(b) (i) Items that will be reclassified to Profit or Loss	-	-	-	-
	(ii) Income Tax relating to items that will be reclassified to	-	-	-	-
	Other Comprehensive Income/(loss)				
13	Total Comprehensive Income/(loss) for the period/year (11+12)	(2.07)	(1.94)	(1.43)	3.14
14	Paid-up Equity share capital (Face value Rs.10/- each)	750.99	750.99	750.99	750.99
15	Other Equity				301.07
16	Earning Per Equity Share (EPS) (of Rs.10/- each)	(Not Annualised)	(Not Annualised)	(Not Annualised)	(Annualised)
	Earning Per Share (EPS) for continuing operations				
	a) Basic (Rs.)	(0.03)	(0.03)	(0.02)	0.04
	b) Diluted (Rs.)	(0.03)	(0.03)	(0.02)	0.04
	Earning Per Share (EPS) for discontinued operations				
	a) Basic (Rs.)	-	-	-	-
	b) Diluted (Rs.)	-	-	-	-
	Earning Per Share (EPS) for continuing and discontinued operations				
	a) Basic (Rs.)	(0.03)	(0.03)	(0.02)	0.04
	b) Diluted (Rs.)	(0.03)	(0.03)	(0.02)	0.04






Gujarat Investa Limited

Regd. Office : 3 & 4 Shivalik Plaza, Opp. Atira, Ambawadi, Ahmedabad - 380 015. Gujarat.
Phone : 079-22172949 Fax : +91-79-25733663 Cin No.: L65910GJ1993PLC018858

Notes:

- 1 The aforesaid financial results have been prepared in accordance with the recognition and measurement principles laid down in the Indian Accounting Standard (Referred to as "Ind AS") - 34 Interim Financial Reporting prescribed under section 133 of the Companies Act, 2013 read with relevant rules issued thereunder and other accounting principles generally accepted in India.
- 2 The above Results have been reviewed by the audit committee and then approved by the Board of Directors at their meetings held on 27th May, 2022.
- 3 The management of the Company has assessed that there is no material impact due to COVID 19 pandemic and considering the nature of business, which requires any adjustment to financial statements. The Company will continue to closely monitor any material changes to future economic conditions.
- 4 The impact of changes, if any arising on account of enactment of Code on Social Securities, 2020 will be assessed by the Company after the effective date of the same and rules thereunder are notified.
- 5 Operations of the Company falls under single reportable Segment i.e. 'NBFC'.
- 6 The figures for corresponding previous periods have been regrouped/ rearranged wherever necessary.

For, Gujarat Investa Limited


Purshottam R. Agarwal
(Director)
(DIN-00396869)



Place : Ahmedabad
Date : 27-05-2022




Gujarat Investa Limited

Regd. Office : 3 & 4 Shivalik Plaza, Opp. Atira, Ambawadi, Ahmedabad - 380 015. Gujarat.
Phone : 079-22172949 Fax : +91-79-25733663 Cin No.: L65910GJ1993PLC018858

STATEMENT OF AUDITED STANDALONE ASSETS AND LIABILITIES AS AT 31 MARCH 2022		
[Rs. In Lacs]		
Particulars	As at March 31, 2022 (Audited)	As at March 31, 2021 (Audited)
ASSETS		
(1) Financial Assets		
(a) Cash and cash equivalents	3.57	1.88
(b) Receivables		
(i) Trade Receivables	-	0.10
(ii) Other Receivables	-	-
(c) Loans	217.09	222.52
(d) Investment	818.70	818.70
(e) Other Financial Assets - Inventories	12.75	7.89
Total Financial Assets	1,052.11	1,051.09
(2) Non-Financial Assets		
(a) Current Tax Assets (Net)	4.16	3.87
(b) Property, Plant and Equipment	0.13	0.13
Total Non-Financial Assets	4.29	4.00
Total Assets	1,056.40	1,055.09
LIABILITIES AND EQUITY		
(1) Financial Liabilities		
(a) Trade payables		
- Total outstanding dues of micro enterprises and small enterprises		-
- Total outstanding dues of creditors other than micro enterprises and small enterprises.	4.34	6.13
(b) Borrowings (Other than debt securities)	-	-
(c) Other Financial Liabilities	-	0.04
Total Financial Liabilities	4.34	6.17
(2) Non-Financial Liabilities		
(a) Other Non-Financial Liabilities	-	-
Total Non-Financial Liabilities	-	-
(3) Equity		
(a) Equity share capital	750.99	750.99
(b) Other equity	301.07	297.93
Total equity	1,052.06	1,048.92
Total Liabilities and Equity	1,056.40	1,055.09

For, Gujarat Investa Limited






Purshottam R. Agarwal
(Director)
(DIN-00396869)

Place : Ahmedabad
Date : 27-05-2022



Gujarat Investa Limited

Regd. Office : 3 & 4 Shivalik Plaza, Opp. Atira, Ambawadi, Ahmedabad - 380 015. Gujarat.
Phone : 079-22172949 Fax : +91-79-25733663 Cin No.: L65910GJ1993PLC018858

STATEMENT OF AUDITED STANDALONE CASH FLOWS FOR THE YEAR ENDED 31 MARCH 2022		
[Rs. In Lacs]		
Particulars	Year Ended 31 March 2022	Year Ended 31 March 2021
Cash Flow from Operating Activities		
Profit before tax	4.22	6.09
Adjustments for:		
Interest income	(13.70)	(17.36)
Dividend income	(0.01)	(0.01)
Operating profit before working capital changes	(9.49)	(11.28)
Changes in working capital		
(Increase) / Decrease in Trade Receivables	0.10	(0.10)
(Increase) / Decrease in Inventories	(4.86)	(4.60)
Increase / (Decrease) in Trade Payable	(1.79)	1.73
Increase / (Decrease) in Loans	5.43	15.72
Increase / (Decrease) in Other Financial Liabilities	(0.04)	0.04
Cash generated from operating activities	(10.65)	1.51
Taxes paid (net)	(1.37)	(6.13)
Net cash generated from operating activities (A)	(12.02)	(4.62)
Cash flows from investing activities		
Proceeds from sale of investment	-	-
Interest Received	13.70	17.36
Dividend Received	0.01	0.01
Net cash (used in) investing activities (B)	13.71	17.37
Cash Flow from Financing Activities		
Proceeds from borrowing	-	-
Repayment of borrowings	-	(21.00)
Net cash (used in) /generated from financing activities (C)	-	(21.00)
Net increase in cash and cash equivalents (A+ B+ C)	1.69	(8.25)
Cash and cash equivalents at the beginning of the year	1.88	10.13
Cash and cash equivalents at the end of half year	3.57	1.88
For, Gujarat Investa Limited		
		
 Purshottam R. Agarwal (Director) (DIN-00396869)		
Place : Ahmedabad		
Date : 27-05-2022		




Gujarat Investa Limited

Regd. Office : 3 & 4 Shivalik Plaza, Opp. Atira, Ambawadi, Ahmedabad - 380 015. Gujarat.
Phone : 079-22172949 Fax : +91-79-25733663 Cin No.: L65910GJ1993PLC018858

Declaration with respect to the Audit Report with Unmodified Opinion on the Standalone Audited Financial Results for the Year ended on 31st March, 2022

Pursuant to Regulation 33 (3)(d) of the SEBI (Listing Obligations and Disclosure Requirements) Regulations, 2015, as amended vide SEBI Circular CIR/CFD/CMD/56/2016 dated May 27, 2016, we, Gujarat Investa Limited, do hereby confirm that the Statutory Auditors of the company M/s. Tantiya & Co., Chartered Accountants, Ahmedabad, have issued an Audit Report with Unmodified Opinion on the Standalone Audited Financial Results for the Financial year ended on 31st March, 2022.

Yours truly,
FOR, GUJARAT INVESTALIMITED


[PURUSHOTTAM R AGARWAL]
DIRECTOR
DIN: 00396869

