



28<sup>th</sup> October, 2021

✓ **The Secretary,  
BSE Limited  
Corporate Relationship Department  
1<sup>st</sup> Floor, New Trading Ring  
Rotunda Building  
P.J.Towers,  
Dalal Street, Fort,  
Mumbai-400 001**

**Scrip Code : 523207**

## KOKUYO CAMLIN LIMITED

Regd. Office : 48/2, Hilton House, Central Road,  
MIDC, Andheri (East), Mumbai - 400 093. INDIA  
Tel.: 91-22-6655 7000 Fax : 91- 22-2836 6579  
E-mail : info@kokuyocamlin.com  
Website : www.kokuyocamlin.com  
CIN - L24223MH1946PLC005434

**The Manager  
Listing Department  
National Stock Exchange of India Limited  
Exchange Plaza, Bandra-Kurla Complex  
Bandra (East)  
Mumbai – 400 051**

**Scrip Code : KOKUYOCLN**

Dear Sir/Madam,

Pursuant to Regulation 33 of the SEBI (Listing Obligations and Disclosure Requirements) Regulations, 2015, we enclose a copy of Standalone Unaudited Financial Results for the Second Quarter and half year ended 30<sup>th</sup> September, 2021 duly approved by the Board of Directors in their Meeting held today alongwith Limited Review Report for the said period.

Further, the above said Board of Directors Meeting commenced at 11.45 a.m. and concluded at 1.35 p.m.

This is for your information and record.

Thank you.

**For KOKUYO CAMLIN LIMITED**


**RAVINDRA DAMLE  
VICE PRESIDENT (CORPORATE)  
& COMPANY SECRETARY**

Encl : As above

Statement of Unaudited Financial Results for the quarter and six months ended 30 September 2021

(Rs. in lakhs)

Sr. No.	Particulars	Three months ended			Six months ended		Year ended
		30.09.2021	30.06.2021	30.09.2020	30.09.2021	30.09.2020	31.03.2021
		Unaudited	Unaudited	Unaudited	Unaudited	Unaudited	Audited
1	Revenue from operations						
	a) Sales	13,115.77	7,049.24	9,841.21	20,165.01	17,024.58	40,288.97
	b) Other operating income	10.81	9.50	1.49	20.31	1.49	23.40
	Total revenue from operations	13,126.58	7,058.74	9,842.70	20,185.32	17,026.07	40,312.37
2	Other income	5.70	4.71	7.05	10.41	26.64	32.51
3	Total income (1+2)	13,132.28	7,063.45	9,849.75	20,195.73	17,052.71	40,344.88
4	Expenses						
	a) Cost of materials including packing material consumed	4,908.30	2,229.11	3,123.67	7,137.41	5,053.70	12,963.43
	b) Purchases of stock-in-trade	1,604.10	1,626.68	1,528.65	3,230.78	2,556.70	5,278.42
	c) Changes in inventories of finished goods, work-in-process and stock-in-trade	1,142.90	544.61	974.07	1,687.51	2,666.04	5,389.45
	d) Employee benefits expense	2,103.95	1,725.17	1,659.37	3,829.12	3,446.23	7,306.07
	e) Finance costs	111.37	136.57	242.03	247.94	543.72	892.90
	f) Depreciation and amortisation expense	449.75	445.62	463.26	895.37	919.20	1,840.23
	g) Other expenses	2,343.13	1,829.46	2,380.20	4,172.59	4,307.92	8,490.67
	Total expenses	12,663.50	8,537.22	10,371.25	21,200.72	19,493.51	42,161.17
5	Profit/ (loss) before tax (3 - 4)	468.78	(1,473.77)	(521.50)	(1,004.99)	(2,440.80)	(1,816.29)
6	Tax expenses ( Refer note no. 3)						
	Current tax	-	-	685.65	-	-	-
	Deferred tax-(credit)/charge	-	-	(222.68)	-	(349.39)	(351.58)
	Prior years - income tax	-	-	-	-	-	(2.87)
7	Net profit / (loss) for the period (5 - 6)	468.78	(1,473.77)	(984.47)	(1,004.99)	(2,091.41)	(1,461.84)
8	Other comprehensive income / (loss)						
	(i) Items that will not be reclassified to profit or loss						
	-Remeasurement of net defined benefit plan	13.87	11.65	(9.60)	25.52	(25.60)	78.00
	-Fair value changes of equity instruments through other comprehensive income	(23.23)	370.00	502.66	346.77	610.66	821.03
	(ii) Income tax relating to items that will not be reclassified to profit or loss	-	-	-	-	-	(2.19)
9	Total comprehensive income / (loss) for the period (7 + 8)	459.42	(1,092.12)	(491.41)	(632.70)	(1,506.35)	(565.00)
10	Paid-up equity share capital ( Face Value of Re 1/- per share )	1,003.04	1,003.04	1,003.04	1,003.04	1,003.04	1,003.04
11	Other equity	-	-	-	-	-	23,351.92
12	Earnings per equity share - Basic (Rs.)	0.47	(1.47)	(0.98)	(1.00)	(2.09)	(1.46)
	-Diluted (Rs.)	0.47	(1.47)	(0.98)	(1.00)	(2.09)	(1.46)
		(Not annualised)	(Not annualised)	(Not annualised)	(Not annualised)	(Not annualised)	




*Signature*

Statement of assets and liabilities

(Rs. in lakhs)

Particulars	As at 30 September 2021 (Unaudited)	As at 31 March 2021 (Audited)
<b>A Assets</b>		
<b>1 Non-current assets</b>		
(a) (i) Property, plant and equipment	13,287.76	14,373.87
(ii) Right of use assets	1,936.78	1,969.21
(b) Investment property	2.73	2.73
(c) (i) Other intangible assets	221.66	158.63
(ii) Other intangible assets under development	21.90	38.68
(d) Financial assets		
(i) Investments	1,715.84	1,369.07
(ii) Other financial assets	273.21	297.27
(e) Income tax assets (net)	359.88	354.29
(f) Other non-current assets	159.94	105.92
	<b>17,979.70</b>	<b>18,669.67</b>
<b>2 Current assets</b>		
(a) Inventories	10,636.62	12,707.59
(b) Financial assets		
(i) Trade receivables	4,428.02	5,114.67
(ii) Cash and cash equivalents	585.40	670.90
(iii) Bank balances other than (ii) above	84.56	34.53
(iv) Loans	6.37	7.25
(c) Other current assets	1,493.67	1,823.96
<b>3 Assets held for sale</b>	346.04	-
	<b>17,580.68</b>	<b>20,358.90</b>
<b>Total Assets</b>	<b>35,560.39</b>	<b>39,028.57</b>
<b>B Equity and liabilities</b>		
<b>1 Equity</b>		
(a) Equity share capital	1,003.04	1,003.04
(b) Other equity	22,719.22	23,351.92
	<b>23,722.26</b>	<b>24,354.96</b>
<b>2 Liabilities</b>		
<b>Non-current liabilities</b>		
(a) Financial liabilities		
(i) Borrowings	965.83	1,342.76
(ii) Lease liabilities	0.78	0.78
(iii) Other financial liabilities	65.05	112.62
(b) Provisions	516.95	557.06
	<b>1,548.61</b>	<b>2,013.22</b>
<b>Current liabilities</b>		
(a) Financial liabilities		
(i) Borrowings	3,533.97	6,481.00
(ii) Lease liabilities	0.08	0.08
(iii) Trade payables		
total outstanding dues of micro enterprises and small enterprises; and	246.74	11.39
total outstanding dues of creditors other than micro enterprises and small enterprises.	3,473.38	3,800.03
(iv) Other financial liabilities	2,274.28	1,555.06
(b) Other current liabilities	683.83	684.05
(c) Provisions	77.24	128.78
	<b>10,289.52</b>	<b>12,660.39</b>
<b>Total equity and liabilities</b>	<b>35,560.39</b>	<b>39,028.57</b>




*[Handwritten Signature]*

Statement of cash flows

(Rs. in lakhs)

	Six months ended	
	30 September 2021	30 September 2020
	(Unaudited)	(Unaudited)
<b>Cash flows from operating activities</b>		
(Loss) before tax for the period	(1,004.99)	(2,440.80)
<b>Adjustments for :</b>		
Depreciation and amortisation	879.32	903.15
Amortisation of right of use assets	16.05	16.05
Unrealised foreign exchange loss / (gain)	0.43	(0.70)
Finance costs	247.94	543.76
Interest income	(10.38)	(9.63)
Provision for doubtful receivables - (reversal) / charge	(4.60)	389.31
Provision for capital advances	-	1.66
Provision for doubtful advances (net)	3.87	33.56
Loss / (profit) on sale of property, plant and equipment(net)	18.68	(17.01)
<b>Total</b>	<b>146.32</b>	<b>(580.65)</b>
<b>Working capital adjustments</b>		
- Decrease in trade receivables	691.25	2,582.75
- Decrease in other current assets	326.40	897.63
- Decrease in Inventories	2,070.97	2,965.97
- Decrease in other non-current assets	-	5.17
- (Increase) in other financial assets	(6.10)	(1.58)
- Decrease in trade payables	(91.73)	(3,873.28)
- (Decrease) / increase in provisions	(66.13)	13.32
- Increase in other current liabilities	681.87	308.63
<b>Total</b>	<b>3,606.53</b>	<b>2,898.61</b>
<b>Cash generated from operating activities</b>	<b>3,752.85</b>	<b>2,317.96</b>
Tax (paid)/refund (net)	(5.59)	-
<b>Net cash generated from operating activities</b>	<b>3,747.26</b>	<b>2,317.96</b>
<b>Cash flows from investing activities</b>		
Acquisition of property, plant and equipment	(262.58)	(127.80)
Proceeds from sale of property, plant and equipment	10.31	22.27
Deposits (placed)	(65.79)	(34.37)
Deposits matured	45.92	-
Interest received	11.26	8.92
<b>Net cash used in investing activities</b>	<b>(260.88)</b>	<b>(130.98)</b>
<b>Cash flows from financing activities</b>		
(Repayment) of short term borrowings (net)	(2,953.75)	(592.92)
(Repayment) of term borrowings	(370.19)	(315.19)
Interest and other finance cost paid	(247.91)	(543.72)
Repayment of principal towards lease liability	-	(0.04)
Interest paid on lease liability	(0.03)	-
<b>Net cash used in financing activities</b>	<b>(3,571.88)</b>	<b>(1,451.87)</b>
<b>Net (decrease)/ increase in cash and cash equivalents</b>	<b>(85.50)</b>	<b>735.11</b>
<b>Cash and cash equivalents at the beginning of the period</b>	<b>670.90</b>	<b>487.30</b>
<b>Cash and cash equivalents at the end of the period</b>	<b>585.40</b>	<b>1,222.41</b>



*Signature*


Notes:

- 1 The above results have been reviewed by the Audit Committee and approved by the Board of directors at their meeting held on 28 October 2021. The results have been subjected to a limited review by the Statutory Auditors of the Company who have expressed an unmodified conclusion thereon.
- 2 The Company assessed the possible impact on COVID-19 on its financial results based on the internal and external information available upto the date of approval of these financial results and concluded that the carrying amount of the assets will be recovered and hence no adjustment is required in the financial results. The Company continues to monitor the future economic conditions.
- 3 The Company has restricted recognition of deferred tax assets to the extent of deferred tax liability as at 30 September 2021 considering the likely future taxable income.
- 4 The entire operations of the Company constitute a single operating segment i.e. "Consumer Products" as per Ind AS 108 "Operating segments" specified under section 133 of the Companies Act, 2013.
- 5 Previous period figures have been re-grouped/re-classified wherever necessary, to conform to current period's classification in order to comply with the requirements of the amended Schedule III to the Companies Act, 2013 effective 1st April 2021.

Place : Mumbai

Dated : 28 October 2021

Email address for investors complaints: investorrelations@kokuyocamlin.com



FOR KOKUYO CAMLIN LIMITED



DILIP DANDEKAR  
CHAIRMAN & NON EXECUTIVE DIRECTOR

# B S R & Co. LLP

Chartered Accountants

14th Floor, Central Wing B Wing and North C Wing,  
Nesco IT Park 4, Nesco Center,  
Western Express Highway, Goregaon (East),  
Mumbai – 400 063

Telephone: +91 22 6257 1000  
Fax: +91 22 6257 1010

## Limited review report on unaudited quarterly financial results and year-to-date results under Regulation 33 of the SEBI (Listing Obligations and Disclosure Requirements) Regulations, 2015

### To the Board of Directors of Kokuyo Camlin Limited

1. We have reviewed the accompanying Statement of unaudited financial results of Kokuyo Camlin Limited (“the Company”) for the quarter ended 30 September 2021 and year to date results for the period from 1 April 2021 to 30 September 2021 (“the Statement”).
2. This Statement, which is the responsibility of the Company’s management and approved by the Board of Directors, has been prepared in accordance with the recognition and measurement principles laid down in Indian Accounting Standard 34 “*Interim Financial Reporting*” (“Ind AS 34”), prescribed under Section 133 of the Companies Act, 2013, and other accounting principles generally accepted in India and in compliance with Regulation 33 of the SEBI (Listing Obligations and Disclosure Requirements) Regulations, 2015, as amended. Our responsibility is to issue a report on the Statement based on our review.
3. We conducted our review of the Statement in accordance with the Standard on Review Engagements (SRE) 2410 “*Review of Interim Financial Information Performed by the Independent Auditor of the Entity*” issued by the Institute of Chartered Accountants of India. This standard requires that we plan and perform the review to obtain moderate assurance as to whether the Statement is free of material misstatement. A review is limited primarily to inquiries of company personnel and analytical procedures applied to financial data and thus provides less assurance than an audit. We have not performed an audit and accordingly, we do not express an audit opinion.
4. Based on our review conducted as above, nothing has come to our attention that causes us to believe that the accompanying Statement, prepared in accordance with applicable accounting standards and other recognised accounting practices and policies has not disclosed the information required to be disclosed in terms of Regulation 33 of the SEBI (Listing Obligations and Disclosure Requirements) Regulations, 2015 including the manner in which it is to be disclosed, or that it contains any material misstatement.

For **B S R & Co. LLP**  
Chartered Accountants

Firm’s Registration No: 101248W/W-100022

**VIJAY**

**MATHUR**

Digitally signed by  
VIJAY MATHUR  
Date: 2021.10.28  
13:53:27 +05'30'

**Vijay Mathur**  
Partner

Membership No: 046476

UDIN: 21046476AAAAFM4994

Mumbai  
28 October 2021

Registered Office: