

TRIDENT TEXOFAB LIMITED

Date: 06.11.2023

BSE Limited P. J. Towers, Dalal Street, Fort, Mumbai - 400001.	Stock ID: TTFL Scrip Code: 540726
---	--------------------------------------

Dear Sir/Ma'am,

Sub: OUTCOME OF THE PROCEEDINGS OF BOARD MEETING HELD TODAY - NOVEMBER 06, 2023.

This has reference to our Letter dated October 26, 2023, regarding the captioned subject. We wish to inform you that the Board of Directors, at their meeting held today- Monday, November 06, 2023, has transacted, approved, and taken on record the following items of Business;

1. Approval of Un-Audited Standalone Financial Results for the quarter and half year ended on September 30, 2023:

The Board of Directors inter-alia has approved and taken on record Un-Audited Standalone Financial Results for the quarter and half year ended on September 30, 2023 along with Limited Review Report on said results issued by the Statutory Auditor of the Company. (The copy of Un-Audited Financial results along with Limited Review Report is attached herewith as **Annexure-A**).

The said Un-Audited Standalone Financial Results prepared in terms of Regulation 33 of the SEBI (Listing Obligations and Disclosure Requirements) Regulations, 2015 together with the Limited Review Report are also being uploaded on the Company's website at www.tridenttexofab.com.

2. Take note of various compliances made during the quarter and half year ended on September 30, 2023.

The Board Meeting commenced at 04:00 p.m. and concluded at 6:00 p.m.

You are requested to kindly take the note of above on records.

Thanking You,

Yours Faithfully
For **Trident Texofab Limited**,

CS Rahul Jariwala
Company Secretary & Compliance Officer, CFO



Shah Kailash & Associates LLP
CHARTERED ACCOUNTANTS

LIMITED REVIEW REPORT ON STANDALONE FINANCIAL STATEMENTS

To
The Board of Directors
Trident Texofab Limited
2nd Floor, North Extension,
Near Sahara Darwaja,
Surat-395003


We have reviewed the accompanying statement of unaudited financial results of **Trident Texofab Ltd ("The Company") for the quarter ended 30th September, 2023 and half year ended 30th September 2023 ("the Statement")**, being submitted by the Company pursuant to the requirement of Regulation 33 of the SEBI (Listing Obligations and Disclosure Requirements) Regulations, 2015, as modified by Circular No. CIR/CFD/FAC/62/2016 dated July 5, 2016.

This statement is the responsibility of the Company's Management and has been approved by the Board of Directors. Our responsibility is to issue a report on these financial statements based on our review.

We conducted our review in accordance with the Standard on Review Engagement (SRE) 2410, 'Review of Interim Financial Information Performed by the Independent Auditor of the Entity', issued by the Institute of Chartered Accountants of India. This standard requires that we plan and perform the review to obtain moderate assurance as to whether the financial statements are free of material misstatement. A review is limited primarily to inquiries of company personnel and analytical procedures applied to financial data and thus provide less assurance than an audit. We have not performed an audit and accordingly, we do not express an audit opinion.

Based on our review conducted as above, nothing has come to our attention that causes us to believe that the accompanying statement of unaudited financial results prepared in accordance with applicable accounting standards and other recognized accounting practices and policies has not disclosed the information required to be disclosed in terms of Regulation 33 of the SEBI (Listing Obligations and Disclosure Requirements) Regulations, 2015 including the manner in which it is to be disclosed, or that it contains any material misstatement.

For Shah Kailash & Associates LLP
Chartered Accountants
FRN: 109647W/W100926


CA Kailash Shah
Partner
M.No: 044030
UDIN: 23044030BGXYSW1159



Date: 06-11-2023
Place: Surat



TRIDENT TEXOFAB LIMITED

UNAUDITED STATEMENT OF ASSET & LIABILITY FOR THE QUARTER AND HALF YEAR ENDED ON
30TH SEPTEMBER 2023

(Amount in Lakhs.)

	Particulars	As at 30th September 2023 (Un-Audited)	As at 31st March 2023 (Audited)
I.	ASSETS		
1	Non-current assets		
	(a) Property, Plant and Equipment	1,986.24	2,064.82
	(b) Capital work-in-progress	-	-
	(c) Right of Use Asset	-	-
	(d) Deferred tax assets(net)	261.80	268.27
	(e) Financial Assets	-	-
	(i) Investments	426.52	363.96
	(ii) Other Financial Assets	237.31	231.66
	(iii) Loans	-	-
	(iv) Deferred tax assets (net)	-	-
	(f) Other non-current assets	-	-
		154.13	133.26
		3,066.01	3,061.97
2	Current assets		
	(a) Inventories	1,118.07	1,063.90
	(b) Financial Assets	-	-
	(i) Investments	-	-
	(ii) Trade Receivables	4,042.46	3,387.30
	(iii) Cash And Cash Equivalents	0.42	6.16
	(iv) Bank balances other than (iii) above	4.62	-
	(v) Loans	-	-
	(vi) Others Financial Assets	-	-
	(c) Current Tax Assets (Net)	-	-
	(d) Other Current Assets	-	-
		207.74	211.40
		5,373.31	4,668.76
	Total Assets	8,439.32	7,730.72
II.	EQUITY AND LIABILITIES		
1	Equity		
	(a) Equity Share Capital	1,007.01	1,007.01
	(b) Other Equity	573.24	510.77
		1,580.25	1,517.78
2	Non Current Liability		
	(a) Financial Liabilities		
	(i) Borrowings	1,672.73	1,858.18
	(ii) Lease Liabilities	286.08	287.19
	(iii) Trade payables	-	-
	i. Total Outstanding dues of Micro and Small	-	-
	ii. Total Outstanding dues of creditors other than Micro	-	-
	(iiii). Other Financial liabilities	-	-
	(b) Deferred tax liabilities(Net)	139.98	137.96
	(c) Other non-current liabilities	195.52	206.16
		2,294.31	2,489.50
2	Current liabilities		
	(a) Financial Liabilities		
	(i) Borrowings	2,079.42	1,607.15
	(ii) Lease Liabilities	24.00	24.00
	(iii) Trade Payables	-	-
	i. Total Outstanding dues of Micro and Small	40.92	40.92
	ii. Total Outstanding dues of creditors other than	2,026.25	1,721.33
	(iiii) Other Financial Liabilities	131.10	98.31
	(b) Other Current Liabilities	62.27	30.94
	(c) Provisions	190.77	190.77
	(d) Current Tax Liability (Net)	10.03	10.03
		4,564.76	3,723.45
	Total Equity and Liabilities	8,439.32	7,730.72
III.	See accompanying notes to the financial statements		

For and on behalf of Trident Texofab Limited

Hardik Desai

Chetan Jariwala

(Managing Director)

(Whole Time Director)

DIN : 01358227

DIN : 02780455

Date: 06-11-2023

Place: Surat

TRIDENT TEXOFAB LIMITED
STATEMENT OF UNAUDITED FINANCIAL RESULTS FOR THE QUARTER AND HALF YEAR ENDED
30TH SEPTEMBER 2023


(Amount in Lakhs).

Particulars	QUARTER ENDED			HALF YEAR ENDED		YEAR ENDED
	30-09-2023	30-06-2023	30-09-2022	30-09-2023	30-09-2022	31-03-2023
	UNAUDITED	UNAUDITED	UNAUDITED	UNAUDITED	UNAUDITED	AUDITED
Revenue :						
I Revenue From Operations	2,320.27	2,309.99	2,416.67	4,630.26	4,756.40	9,635.63
II Other Income	103.21	-25.09	14.16	78.12	26.96	190.35
III Total Income (I + II)	2,423.48	2,284.90	2,430.83	4,708.38	4,783.36	9,825.98
Expenses:						
IV Cost of materials consumed	512.05	480.71	545.26	992.76	1,141.50	2,357.98
Purchases of Stock-in-Trade	1,535.30	1,435.38	1,441.07	2,970.68	3,001.06	6,074.54
Changes in inventories of finished goods ,work-in-progress and Stock-in-Trade	-79.56	40.03	-14.91	-39.53	-192.13	-393.75
Employee Benefit Expenses	68.46	62.71	65.52	131.17	133.56	276.90
Finance Costs	106.75	90.59	84.00	197.34	170.41	371.14
Depreciation and Amortization expense	41.10	41.17	42.49	82.27	84.03	164.41
Other Expenses	158.16	147.76	164.51	305.92	310.66	689.14
Total Expenses (IV)	2,342.26	2,298.36	2,327.94	4,640.61	4,649.09	9,540.56
V Profit/loss Before exceptional items and Tax (III - IV)	81.22	-13.46	102.88	67.77	134.26	285.61
VI Exceptional Items	-0.00	3.29	-	3.29	-	13.01
VII Profit/(Loss) before tax (V - VI)	81.22	-16.75	102.88	64.48	134.26	272.60
VIII Tax Expense:						
(1) Current Tax						
- For the year	-0.18	0.18	18.98	-	21.10	10.03
- For earlier years (net)	-	-	-	-	-	-
(2) Deferred Tax (net)	6.08	-4.06	6.19	2.02	11.85	40.74
Total Tax Expense (VIII)	5.90	-3.89	25.17	2.02	32.95	50.77
IX Profit/(loss) for the period from continuing operation (VII - VIII)	75.32	-12.86	77.72	62.46	101.32	221.84
X Profit/(loss) from discontinued operations	-	-	-	-	-	-
XI Tax Expense of discontinued operations	-	-	-	-	-	-
XII Profit/(loss) from discontinued operations (after tax) (X-XI)	-	-	-	-	-	-
XIII Profit/(loss) for the period (IX+XII)	75.32	(12.86)	77.72	62.46	101.32	221.84
XIV Other Comprehensive Income						
A. (i) Items that will not be reclassified to profit and loss	-	-	-	-	-	-
(ii) Income Tax relating to Items that will not be reclassified to profit and loss	-	-	-	-	-	-
B. (i) Items that will be reclassified to profit and loss	-	-	-	-	-	-
(ii) Income Tax relating to Items that will be reclassified to profit and loss	-	-	-	-	-	-
XV Total Comprehensive Income for the period (XIII +XIV) (Comprehensive profit and other comprehensive income for the period)	75.32	(12.86)	77.72	62.46	101.32	221.84
XVI Paid up Equity Share Capital (Face value of Rs.10 each)	1,007.01	1,007.01	1,007.01	1,007.01	1,007.01	1,007.01
Preference Share Capital (Face value of Rs.10 each)	-	-	-	-	-	-
XVII Earnings per equity share:						
(1) Basic	0.75	(0.13)	0.77	0.62	1.01	2.20
(2) Diluted	0.75	(0.13)	0.77	0.62	1.01	2.20

For and on behalf of Trident Texofab Limited

Date: 06-11-2023
Place: Surat


Hardik Desai
(Managing Director)
DIN : 01358227


Chetan Jariwala
(Whole Time Director)
DIN : 02780455

TRIDENT TEXOFAB LIMITED

Unaudited Statement of Cash Flow as at 30th September 2023

(Amount in Lakhs.)

Particulars	As at 30th September 2023		As at 31st March 2023
		(Un-Audited)	(Audited)
CASH FLOW FROM OPERATING ACTIVITIES			
Net Profit before taxation			272.60
Adjustment for :		64.48	
Notional Interest on Deposit		-0.05	-0.09
Government Grant Amortization		-6.26	-12.41
Income Tax Expenses		0.00	13.01
Gratuity		0.00	8.14
Preliminary expenses		0.54	1.07
Lease Hold Expenses		0.10	0.20
Account Write-off Exps		0.00	1.00
Loss on sale of Fixed Assets		3.29	0.00
Public Issue Expenditure (Amortization)		0.00	0.00
ROU Amortisation		6.46	12.93
Excess Provision of Income Tax Write-off		0.00	0.00
Depreciation		75.81	151.48
Allowances for Trade Receivables		0.00	63.99
Deferred Income on Unsecured Loans		-3.94	-8.32
Interest and Financial Charges		192.26	371.23
(Increase)/Decrease in Fair Value of Investment		-62.56	-158.11
Interest Income		-5.36	-11.51
Operating Profit before working capital changes	(1)	264.77	705.19
Adjustment for :			
Decrease / (Increase) in Inventories		-54.17	-336.78
Decrease / (Increase) in Trade Receivables		-655.16	-357.43
Decrease / (Increase) in Other Current Assets		3.66	-25.19
(Decrease) / Increase in Trade Payables & Other Current Liability		369.04	612.45
Cash generated from operation	(2)	-336.63	-106.95
Income Tax Paid	(1+2)	-71.86	598.25
NET CASH FROM OPERATING ACTIVITIES	(A)	-71.86	585.24
CASH FLOW FROM INVESTING ACTIVITIES			
Proceeds from Deposits including Fixed Deposits		-5.60	-10.02
Interest Received during the year on deposits		5.36	11.51
Purchase of Property, Plant and Equipment Including Capital work in progress		-3.23	-21.68
Sale of assets		2.71	0.00
Capital Subsidy Received		0.00	57.43
Proceeds from Other Contributions (Non-Current Assets)		-21.74	0.02
Proceeds from Investments		0.00	0.00
NET CASH FROM INVESTING ACTIVITIES	(B)	-22.50	37.25
CASH FLOW FROM FINANCING ACTIVITIES			
Lease Liability		-12.00	-24.00
Proceeds from Long Term Borrowings		-171.57	-316.26
Proceeds from Short Term Borrowings		451.84	59.51
Interest received on Loans & advances		0.00	0.00
Proceeds from Loans & Advances		0.00	0.00
Interest and Finance Charges		-175.02	-339.45
NET CASH FROM FINANCING ACTIVITIES	(C)	93.25	-620.20

NET INCREASE/(DECREASE) IN CASH & CASH EQUIVALENT		(A+B+C)	-1.12	2.29
CASH AND CASH EQUIVALENT (OPENING)				
Cash Balances	(E)			
Balance with Banks			6.16	2.25
			0.00	1.63
CASH AND CASH EQUIVALENT (CLOSING)				
Cash Balances	(F)			
Balance with Banks			0.42	6.16
			4.62	0.00
NET INCREASE/(DECREASE) IN CASH & CASH EQUIVALENT		(F - E)	-1.12	2.29

For and on behalf of
Trident Texofab Limited

Date- 06-11-2023


Hardik Desai
(Managing Director)
DIN : 01358227


Chetan Jariwala
(Whole-Time Director)
DIN:02780455

Notes:

1. The above standalone financial result was reviewed by the Audit Committee and thereafter was approved and taken on record by the Board of Directors in their meeting held on 06-11-2023.
2. This statement has been prepared in accordance with the Companies (Indian Accounting Standard) Rules, 2015 prescribed under sec 133 of the Companies Act, 2013 and other recognised accounting practices and policies to the extent applicable.
3. The Company operates in one reportable business segment i.e.: Manufacturing & Wholesale (Trading) of Grey cloth. Hence it is reporting its results in single segment.
4. Figures for the preceding quarter ended 30th Sept, 2022 is the balancing figures between the unaudited published quarterly figures up to 30th June 2022 and the published year to date figures up to 30th Sept, 2022.
5. Previous quarter/ half yearly / yearend figures have been regrouped / reclassified, wherever found necessary to confirm to current quarter ended on 30th September, 2023 classification.
6. The status of Investor's Complaints during the year ended on 30th September,2023 is as under:

Complaints Pending at the beginning of the period ended	Nil
Complaints received during the period ended	Nil
Complaints Disposed off and resolved at the end of the period	Nil
Closing Balance	Nil