

MPDL LIMITED

(Formerly, Monnet Project Developers Limited)

Corp Office: Unit No. 12, GF, Magnum Tower-I
Sector - 58, Gurugram, Haryana - 122011 (India)
Phones: 011-2921 8542/43/44/45/46; Fax: 011-2921 8541,
E-Mail: isc_mpdl@monnetgroup.com; website: www.monnetgroup.com

E-mail / Online Upload Copy

MPDL\CS\2020-21\MH\

December 21, 2020

DGM – Deptt. of Corporate Services
Bombay Stock Exchange Ltd.,
Phirozejeebhoy Towers, Dalal Street,
Mumbai - 400 001

Scrip Code – 532723

SUB: Re-Submission of Outcome of Board Meeting-Approval of unaudited standalone and consolidated financial results for the quarter and half year ended September 30, 2020

Dear Sir/Madam,


With reference to your e-mail dated Dec 10, 2020, relating to Discrepancies in documents submitted on November 13, 2020 for the Quarter and Half Year ended September 2020 under Regulation 33/52 of SEBI (Listing Obligation and Disclosure Requirements) Regulations, 2015, we are hereby re-submitting the clear copy of the documents relating to Outcome of Board Meeting held on November 13, 2020 relating to the Quarter and Half Year ended September 30, 2020.

Thanking you,

Yours faithfully,

For MPDL LIMITED

(Formerly known as MONNET PROJECT DEVELOPERS LIMITED)



ANURAG SINGH RATHORE
COMPANY SECRETARY AND COMPLIANCE OFFICER

Regd. Off. : Plot No. 216, Sec.-C, Urla Ind. Complex, Raipur-493 221 (Chhattisgarh) Ph. : (077) 2324249,
2324209, Fax : 077-2324049; CIN: L70102CT2002PLC015040



APAS & Co.
CHARTERED ACCOUNTANTS

606, 6th FLOOR, PP CITY CENTRE
ROAD NO. 44, PITAMPURA
DELHI - 110034
TEL.: 011-49058720
E-MAIL : apas.delhi@gmail.com

ofc

Independent Auditors' Review Report on the Quarterly and Half yearly Unaudited Standalone Financial Results of MPDL LIMITED (Formerly Monnet Project Developers Ltd.) Pursuant to the regulation 33 of the SEBI (Listing Obligations and Disclosure Requirements) Regulations 2015. as amended

THE BOARD OF DIRECTORS OF MPDL LIMITED (Formerly Monnet Project Developers Ltd.)

We have reviewed the accompanying statement of unaudited standalone financial results of **MPDL LIMITED** (Formerly Monnet Project Developers Ltd.) for the Quarter and Half year ended on 30th September, 2020. This statement is the responsibility of the Company's Management and has been approved by the Board of Directors. Our responsibility is to issue a report on these financial statements based on our review.

We conducted our review of the Statement in accordance with the Standard on Review Engagements (SRE) 2410 "Review of Interim Financial Information Performed by the Independent Auditor of the Entity", issued by the Institute of Chartered Accountants of India. This standard requires that we plan and perform the review to obtain moderate assurance as to whether the financial statements are free of material misstatement. A review is limited primarily to inquiries of company personnel and analytical procedures applied to financial data and thus provides less assurance than an audit. We have not performed an audit and accordingly, we do not express an audit opinion.



Based on our review conducted as above, nothing has come to our attention that causes us to believe that the accompanying statement of unaudited financial results are not prepared in accordance with applicable accounting standards and other recognized accounting practices and policies has not disclosed the information required to be disclosed in terms of Regulation 33 of the SEBI (Listing Obligations and Disclosure Requirements) Regulations, 2015 including the manner in which it is to be disclosed, or that it contains any material misstatement.

PLACE : NEW DELHI
DATED : 13/11/2020

For APAS & CO.
CHARTERED ACCOUNTANTS
FIRM REGN. NO.000340C

Rajeev Ranjan
(RAJEEV RANJAN)
PARTNER
M.No. 535395

UDIN: 20535395AAAAGN1690




MPDL limited (Formerly MONNET PROJECT DEVELOPERS LIMITED)
Cash Flow Statement for the period ended 30 September 2020

(Rs. In Lacs)

Particulars	Half Year ended 30 September 2020	Half Year ended 30 September 2019
A. CASH FLOW FROM OPERATING ACTIVITIES		
Net Profit before tax	(7.62)	(103.15)
Adjusted for :		
Depreciation	0.25	0.16
Interest income	(93.35)	(10.86)
Interest cost	36.82	61.28
Loss on sale of Fixed Assets	-	-
	<u>(56.28)</u>	<u>50.58</u>
Operating Profit before Working Capital Changes	<u>(63.90)</u>	<u>(52.57)</u>
Adjusted for :		
Trade & Other Receivables	(292.65)	(22.75)
Inventories	(421.47)	(212.29)
Other financial liabilities	28.41	42.86592
Other current liabilities	(35.23)	346.28
	<u>(720.93)</u>	<u>154.11</u>
Cash Generated from Operations	<u>(784.84)</u>	<u>101.54</u>
Net Cash from operating activities	<u>(784.84)</u>	<u>101.54</u>
B. CASH FLOW FROM INVESTING ACTIVITIES		
Purchase of Fixed Assets	(0.80)	
Interest Received	93.35	10.86
Net Cash used in Investing Activities	<u>92.55</u>	<u>10.86</u>
C. CASH FLOW FROM FINANCING ACTIVITIES		
Proceeds/ (Repayment) of Short Term Borrowings (Net)	313.96	45.00
Interest Paid	(36.82)	(61.28)
Net Cash used in Financing Activities	<u>277.14</u>	<u>(16.28)</u>
Net increase in Cash and Cash Equivalents	<u>(415.14)</u>	<u>96.12</u>
Cash and Cash Equivalents as at beginning of the Period	432.14	12.31
Cash and Cash Equivalents as at end of the Period	<u>17.00</u>	<u>108.43</u>
Note to cash flow statement		
1 Components of cash and cash equivalents		
Balances with banks		
- Current accounts	12.88	106.95
- Deposit accounts (demand deposits and deposits having original maturity of 3 months or less)		
Cash on hand	4.12	1.48
Cash and cash equivalents considered in the cash flow statement	<u>17.00</u>	<u>108.43</u>

2 The above cash flow statement has been prepared in accordance with the 'Indirect method' as set out in Indian Accounting Standard - 7 on 'Statement of Cash Flows' as specified in Companies (Indian Accounting Standard) Amendment Rules, 2016.




MPDL limited (Formerly MONNET PROJECT DEVELOPERS LIMITED)



STANDALONE STATEMENT OF ASSETS & LIABILITIES AS AT 30TH SEPTEMBER, 2020

(Rs. In Lacs)

PARTICULARS		AS AT 30.09.2020	AS AT 31.03.2020
I	ASSETS		
(1)	Non-current assets		
	Property, plant and equipment	5.66	5.12
	Financial assets	-	-
	(i) Investments	2,170.14	2,170.14
	(ii) Loans	4.35	1.25
	(iii) Other Financial Assets	213.34	16.24
	Other Non Current Assets	345.52	345.52
	Sub Total	2,739.01	2,538.27
(2)	Current assets		
	Inventories	4,334.06	3,912.59
	Financial assets		
	(i) Cash and cash equivalents	17.00	432.14
	(ii) Bank balances other than (i) above	2.00	2.00
	(iii) Loans	89.59	71.71
	Other current assets	226.03	151.46
	Sub Total	4,668.68	4,569.90
	Total Assets	7,407.69	7,108.17
II	EQUITY AND LIABILITIES		
(1)	Equity		
	Equity share capital	741.25	741.25
	Other Equity	4,611.66	4,619.29
	Sub Total	5,352.91	5,360.54



(2) LIABILITIES		
(a) Non-current liabilities		
Financial liabilities		
Long Term Provisions	12.46	12.46
Sub Total	12.46	12.46
(b) Current liabilities		
Financial liabilities		
(i) Borrowings	1,643.00	1,329.04
(ii) Trade Payables		
- Dues of micro and small enterprises	-	-
- Dues of creditors other than micro and small enterprises	103.71	75.30
(iii) Other financial liabilities	53.44	34.08
Other current liabilities	222.81	277.40
Provisions	19.35	19.35
Sub Total	2,042.31	1,735.17
Total Equity and Liabilities	7,407.68	7,108.17



MPDL limited (Formerly MONNET PROJECT DEVELOPERS LIMITED)

Corporate Office : MONNET HOUSE, 11 Masjid Moth, Greater Kailash Part II, New Delhi - 110048


Regd. Office : Plot No. 216, Sector - C, Urala Industrial Complex, Raipur (Chhattisgarh)

STATEMENT OF STANDALONE UNAUDITED FINANCIAL RESULTS FOR THE QUARTER AND HALF YEAR ENDED 30TH SEPTEMBER, 2020

(Rs in Lacs, except per share data)

Particulars	Standalone					
	Quarter Ended	Quarter Ended	Quarter Ended	Half Year Ended	Half Year Ended	Year Ended
	30.09.2020	30.06.2020	30.09.2019	30.09.2020	30.09.2019	31.03.2020
	Unaudited	Unaudited	Unaudited	Unaudited	Unaudited	Audited
1 Income from Operations						
(a) Net Sales/ Income from operations	91.60	13.35	0.00	104.95	0.00	566.27
(b) Other Operating Income	0.00	0.00	0.00	0.00	0.00	0.00
2 Total income from operations (net)	91.60	13.35	0.00	104.95	0.00	566.27
3 Other Income	5.68	87.67	10.43	93.35	10.86	80.75
4 Total income (2 + 3)	97.28	101.02	10.43	198.31	10.86	647.03
5 Expenses						
(a) Cost of Materials consumed	0.00	0.00	0.00	0.00	0.00	0.00
(b) Purchase of stock-in-trade	0.00	0.00	0.00	0.00	0.00	0.00
(c) Construction Expenses	467.52	68.13	114.22	535.65	212.29	435.38
(d) Changes in inventories of finished goods, work-in-progress and stock-in-trade	-367.86	-53.61	-114.22	-421.47	-212.29	133.46
(e) Employee benefits expense	10.38	11.31	11.30	21.68	22.78	52.76
(f) Finance Costs	35.89	0.93	35.16	36.82	61.28	158.36
(g) Depreciation and amortization expense	0.13	0.12	0.08	0.25	0.16	0.42
(h) Legal & Professional and Consultancy	6.74	0.45	1.83	7.19	3.46	14.54
(i) Other expenses	17.17	8.64	6.53	25.80	26.33	82.17
Total Expenses	169.96	35.97	54.90	205.93	114.01	877.08
6 Profit / (Loss) from operations before exceptional items and tax (4-5)	(72.67)	65.05	(44.47)	(7.62)	(103.15)	(230.06)
7 Exceptional Items	0.00	0.00	0.00	0.00	0.00	0.00
8 Profit / (Loss) from ordinary activities before tax (6 +7)	(72.67)	65.05	(44.47)	(7.62)	(103.15)	(230.06)
9 Tax expense	0.00	0.00	0.00	0.00	0.00	0.00
10 Net Profit / (Loss) from continuing operations (8 +9)	(72.67)	65.05	(44.47)	(7.62)	(103.15)	(230.06)
11 Profit/ (loss) from discontinued operations	0.00	0.00	0.00	0.00	0.00	0.00
12 Tax expense of discontinued operations	0.00	0.00	0.00	0.00	0.00	0.00
13 Profit/ (loss) from discontinued operations (after tax) (11-12)	0.00	0.00	0.00	0.00	0.00	0.00
14 Profit/ (loss) for the period (10+13)	(72.67)	65.05	(44.47)	(7.62)	(103.15)	(230.06)
15 Other Comprehensive Income (after tax)						
A. (i) Items that will not be reclassified to profit or loss	0.00	0.00	0.00	0.00	0.00	0.00
(ii) Income tax relating to items that will not be reclassified to profit and loss	0.00	0.00	0.00	0.00	0.00	0.00
B. (i) Items that will be reclassified to profit or loss	0.00	0.00	0.00	0.00	0.00	0.00
(ii) Income tax relating to items that will be reclassified to profit and loss	0.00	0.00	0.00	0.00	0.00	0.00
16 Total Comprehensive Income for the period (14+15) comprising profit/ (loss) and other comprehensive income for the period.	(72.67)	65.05	(44.47)	(7.62)	(103.15)	(230.06)
17 Paid-up equity share capital (Face Value Rs.10/- per Share fully paid-up)	741.25	741.25	741.25	741.25	741.25	741.25
18 Earnings Per Share (EPS) of Rs. 10/- each (not Annualized) (for continuing operations)						
(a) Basic	(0.98)	0.88	(0.60)	(0.10)	(1.39)	(3.10)
(b) Diluted	(0.98)	0.88	(0.60)	(0.10)	(1.39)	(3.10)

7.60



Notes :

- 1 The above financial statements have been reviewed by the Audit Committee in its meeting held on 13th November, 2020 and then approved by the Board of Directors in its meeting held on 13th November, 2020
- 2 The company have unabsorbed income tax losses hence provision for income tax on income shown in Q2 is not required.

Place: New Delhi

Date: 13th November, 2020







OK

Independent Auditors' Review Report on the Quarterly and Half yearly Unaudited Consolidated Financial Results of MPDL LIMITED (Formerly Monnet Project Developers Ltd.) Pursuant to the regulation 33 of the SEBI (Listing Obligations and Disclosure Requirements) Regulations 2015. as amended

TO THE BOARD OF DIRECTORS OF MPDL LIMITED (Formerly Monnet Project Developers Ltd.)

- 1 We have reviewed the accompanying Statement of Consolidated Unaudited Financial Results of MPDL Limited (Formerly Monnet Project Developers Ltd.) (the Parent), and its share of the net loss after tax and total comprehensive income/ (loss) of its joint venture for the Quarter and Half year ended 30.09.2020, being submitted by MPDL Limited (Formerly Monnet Project Developers Ltd.) pursuant to the requirement of Regulation 33 of the SEBI (Listing Obligations and Disclosure Requirements) Regulations, 2015, as amended.
- 2 This Statement, which is the responsibility of the Parent's Management and approved by the Parent's Board of Directors, has been prepared in accordance with the recognition and measurement principles laid down in Indian Accounting Standard 34 "Interim Financial Reporting" ("Ind AS 34"), prescribed under Section 133 of the Companies Act, 2013, and other accounting principles generally accepted in India. Our responsibility is to express a conclusion on the Statement based on our review.
- 3 We conducted our review of the Statement in accordance with the Standard on Review Engagements (SRE) 2410 "Review of Interim Financial Information Performed by the Independent Auditor of the Entity", issued by the Institute of Chartered Accountants of India. A review of interim financial information consists of making inquiries, primarily of persons responsible for financial and accounting matters, and applying analytical and other review procedures. A review is substantially less in scope than an audit conducted in accordance with Standards on Auditing and consequently does not enable us to obtain assurance that we would become aware of all significant matters that might be identified in an audit. Accordingly, we do not express an audit opinion. We also performed procedures in accordance with the circular issued by the SEBI under Regulation 33 (8) of the SEBI (Listing Obligations and Disclosure Requirements) Regulations, 2015, as amended, to the extent applicable.
- 4 The Statement includes the results of the following entities:

Galaxy Magnum Infraheights Limited (Joint Venture Company)
- 5 Based on our review conducted and procedures performed as stated in paragraph 3 above, nothing has come to our attention that causes us to believe that the accompanying Statement, prepared in accordance with the recognition and measurement principles laid down in the aforesaid Indian Accounting Standard and other accounting principles generally accepted in India, has not disclosed the



information required to be disclosed in terms of Regulation 33 of the SEBI (Listing Obligations and Disclosure Requirements) Regulations, 2015, as amended, including the manner in which it is to be disclosed, or that it contains any material misstatement.


- 6 In our opinion and to the best of our information and according to the explanations given to us, the Statement:
- includes the results of the following entities: Galaxy Magnum Infraheights Limited, (Joint Venture Company).
 - is presented in accordance with the requirements of Regulation 33 of the SEBI (Listing Obligations and Disclosure Requirements) Regulations, 2015, as amended; and
 - gives a true and fair view in conformity with the recognition and measurement principles laid down in the aforesaid Indian Accounting Standards and other accounting principles generally accepted in India of the consolidated total comprehensive income (comprising of net loss] and other comprehensive income and other financial information of the Group for the Quarter and Half year ended 30.09.2020.

We draw attention to the following matters:-

We did not review the interim financial statements of the Joint Venture Company wherein the Parent Company's share of Loss aggregates Rs 33.93 Lacs and other comprehensive income is Nil, for the quarter ended 30.09.2020, as considered in the consolidated unaudited financial results. These interim financial statements have not been reviewed by other auditors and is furnished to us by the Management and our conclusion on the Statement, in so far as it relates to the amounts and disclosures included in respect of this joint venture, is based solely on the unaudited management accounts and the procedures performed by us as stated in paragraph 3 above.

Our opinion is not modified in respect of this matter.

PLACE : NEW DELHI
DATED : 13/11/2020



For APAS & CO.
CHARTERED ACCOUNTANTS
FIRM REGN. NO.000340C

Rajiv Ranjan
(RAJIV RANJAN)
PARTNER
M.No.535395
UDIN : 20535395AAAAGO2854



MPDL limited (Formerly MONNET PROJECT DEVELOPERS LIMITED)
Consolidated Cash Flow Statement for the Period ended 30 September 2020

(Rs. In Lacs)

Particulars	Half Year ended 30 September 2020	Half Year ended 30 September 2019
A. CASH FLOW FROM OPERATING ACTIVITIES		
Net Profit before tax	(62.42)	(72.09)
Adjusted for :		
Depreciation	0.25	0.16
Interest income	(93.35)	(10.86)
Interest cost	36.82	61.28
Share of Loss / (Profit) from of Joint Venture companies	54.79	(31.06)
	(1.49)	19.52
Operating Profit before Working Capital Changes	(63.90)	(52.57)
Adjusted for :		
Trade & Other Receivables	(292.65)	(22.75)
Inventories	(421.47)	(212.29)
Other financial liabilities	28.41	42.87
Other current liabilities	(35.23)	346.28
	(720.93)	154.11
Cash Generated from Operations	(784.84)	101.54
Direct Taxes Paid	-	-
Net Cash from operating activities	(784.84)	101.54
B. CASH FLOW FROM INVESTING ACTIVITIES		
Purchase of Fixed Assets	(0.80)	-
Interest Received	93.35	10.86
Net Cash used in Investing Activities	92.55	10.86
C. CASH FLOW FROM FINANCING ACTIVITIES		
Proceeds/ (Repayment) of Short Term Borrowings (Net)	313.96	45.00
Interest Paid	(36.82)	(61.28)
Net Cash used in Financing Activities	277.14	(16.28)
Net increase in Cash and Cash Equivalents	(415.14)	96.12
Cash and Cash Equivalents as at beginning of the Period	432.14	12.31
Cash and Cash Equivalents as at end of the Period	17.00	108.43
Note to cash flow statement		
1 Components of cash and cash equivalents		
Balances with banks		
- Current accounts	12.88	106.95
- Deposit accounts (demand deposits and deposits having original maturity of 3 months or less)		
Cash on hand	4.12	1.48
Cash and cash equivalents considered in the cash flow statement	17.00	108.43

2 The above cash flow statement has been prepared in accordance with the 'Indirect method' as set out in Indian Accounting Standard - 7 on 'Statement of Cash Flows' as specified in Companies (Indian Accounting Standard) Amendment Rules, 2016.



MPDL limited (Formerly MONNET PROJECT DEVELOPERS LIMITED)


Corporate Office : MONNET HOUSE, 11 Masjid Moth, Greater Kailash Part II, New Delhi - 110048

Regd. Office : Plot No. 216, Sector - C, Uda Industrial Complex, Raipur (Chhattisgarh)

STATEMENT OF CONSOLIDATED UNAUDITED FINANCIAL RESULTS FOR THE QUARTER AND HALF YEAR ENDED 30TH SEPTEMBER, 2020

(Rs in Lacs, except per share data)


Particulars	CONSOLIDATED					
	Quarter Ended	Quarter Ended	Quarter Ended	Half Year Ended	Half Year Ended	Year Ended
	30.09.2020	30.06.2020	30.09.2019	30.09.2020	30.09.2019	31.03.2020
	Unaudited	Unaudited	Unaudited	Unaudited	Unaudited	Audited
1 Income from Operations						
(a) Net Sales/ Income from operations	91.60	13.35	0.00	104.95	0.00	566.27
(b) Other Operating Income	0.00	0.00	0.00	0.00	0.00	0.00
2 Total income from operations (net)	91.60	13.35	0.00	104.95	0.00	566.27
3 Other Income	5.68	87.67	10.43	93.35	10.86	80.75
4 Total income (2 + 3)	97.28	101.02	10.43	198.31	10.86	647.03
5 Expenses						
(a) Cost of Materials consumed	0.00	0.00	0.00	0.00	0.00	0.00
(b) Purchase of stock-in-trade	0.00	0.00	0.00	0.00	0.00	0.00
(c) Construction Expenses	467.52	68.13	114.22	535.65	212.29	435.38
(d) Changes in inventories of finished goods, work-in-progress and stock-in-trade	-367.86	-53.61	-114.22	-421.47	-212.29	133.46
(e) Employee benefits expense	10.38	11.31	11.30	21.68	22.78	52.76
(f) Finance Costs	35.89	0.93	35.16	36.82	61.28	158.36
(g) Depreciation and amortization expense	0.13	0.12	0.08	0.25	0.16	0.42
(h) Legal & Professional and Consultancy	6.74	0.45	1.83	7.19	3.46	14.54
(i) Other expenses	17.17	8.64	6.53	25.80	26.33	82.17
Total Expenses	169.96	35.97	54.90	205.93	114.01	877.08
6 Profit / (Loss) from operations before exceptional items and tax (4-5)	(72.67)	65.05	(44.47)	(7.62)	(103.15)	(230.06)
7 Exceptional Items	0.00	0.00	0.00	0.00	0.00	0.00
8 Profit / (Loss) from ordinary activities before tax (6 + 7)	(72.67)	65.05	(44.47)	(7.62)	(103.15)	(230.06)
9 Tax expense	0.00	0.00	0.00	0.00	0.00	0.00
10 Net Profit / (Loss) from continuing operations (8 + 9)	(72.67)	65.05	(44.47)	(7.62)	(103.15)	(230.06)
11 Profit/ (loss) from discontinued operations	0.00	0.00	0.00	0.00	0.00	0.00
12 Tax expense of discontinued operations	0.00	0.00	0.00	0.00	0.00	0.00
13 Profit/ (loss) from discontinued operations (after tax) (11-12)	0.00	0.00	0.00	0.00	0.00	0.00
14 Share of profit/(loss) of joint ventures accounted for using equity method	(33.93)	-20.87	(4.04)	-54.79	31.06	39.58
15 Profit/ (loss) for the period (10+13+14)	(106.60)	44.19	(48.51)	(62.42)	(72.09)	(190.48)
16 Other Comprehensive Income (after tax)						
A. (i) Items that will not be reclassified to profit or loss	0.00	0.00	0.00	0.00	0.00	0.00
(ii) Income tax relating to items that will not be reclassified to profit and loss	0.00	0.00	0.00	0.00	0.00	0.00
B. (i) Items that will be reclassified to profit or loss	0.00	0.00	0.00	0.00	0.00	0.00
(ii) Income tax relating to items that will be reclassified to profit and loss	0.00	0.00	0.00	0.00	0.00	0.00
17 Total Comprehensive Income for the period (14+15) comprising profit/ (loss) and other comprehensive income for the period.	(106.60)	44.19	(48.51)	(62.42)	(72.09)	(190.48)
18 Paid-up equity share capital (Face Value Rs. 10/- per Share fully paid-up)	741.25	741.25	741.25	741.25	741.25	741.25
19 Earnings Per Share (EPS) of Rs. 10/- each (not Annualized) (for continuing operations)						
(a) Basic	(1.44)	0.60	(0.65)	(0.84)	(0.97)	(2.57)
(b) Diluted	(1.44)	0.60	(0.65)	(0.84)	(0.97)	(2.57)



MPDL limited (Formerly MONNET PROJECT DEVELOPERS LIMITED)**CONSOLIDATED STATEMENT OF ASSETS & LIABILITIES AS AT 30TH SEPTEMBER, 2020**

(Rs. In Lacs)

PARTICULARS	AS AT 30.09.2020	AS AT 31.03.2020
I ASSETS		
(1) Non-current assets		
Property, plant and equipment	5.66	5.12
Financial assets	-	-
(i) Investments	2,289.98	2,344.77
(ii) Loans	4.35	1.25
(iii) Other Financial Assets	213.34	16.24
Other Non Current Assets	339.54	339.54
Sub Total	2,852.87	2,706.92
(2) Current assets		
Inventories	4,334.06	3,912.59
Financial assets		
(i) Cash and cash equivalents	17.00	432.14
(ii) Bank balances other than (i) above	2.00	2.00
(iii) Loans	89.59	71.71
Other current assets	226.03	151.46
Sub Total	4,668.68	4,569.90
Total Assets	7,521.55	7,276.82
II EQUITY AND LIABILITIES		
(1) Equity		
Equity share capital	741.25	741.25
Other Equity	4,725.52	4,787.94
Sub Total	5,466.78	5,529.19
(2) LIABILITIES		
(a) Non-current liabilities		
Financial liabilities		
Long Term Provisions	12.46	12.46
Sub Total	12.46	12.46
(b) Current liabilities		
Financial liabilities		
(i) Borrowings	1,643.00	1,329.04
(ii) Trade Payables		
- Dues of micro and small enterprises	-	-
- Dues of creditors other than micro and small enterprises	103.71	75.30
(iii) Other financial liabilities	53.44	34.08
Other current liabilities	222.81	277.40
Provisions	19.35	19.35
Sub Total	2,042.31	1,735.17
Total Equity and Liabilities	7,521.55	7,276.82



Notes :

- 1 The above financial statements have been reviewed by the Audit Committee in its meeting held on 13th November, 2020 and then approved by the Board of Directors in its meeting held on 13th November, 2020.
- 2 The results for the quarter ended 30.09.2020 have been subject to a Limited Review by the auditors.

Place: New Delhi
Date: 13th November, 2020

For MPDL LIMITED

Director

