



Date: 11th August, 2021

To.

**Listing Deptt. / Deptt. of Corporate Relations,
The Bombay Stock Exchange Limited,**
Phiroze Jeejeebhoy Towers,
Dalal Street, Mumbai,
Fax- 022-22722037/ 39/41/61/3121/22723719
Scrip Code: 532524

**Listing Deptt.
National Stock Exchange of India Limited**
Exchange Plaza, C-1, Block G,
Bandra – Kurla Complex, Bandra (E), Mumbai -51
Fax-022-26598237/ 38 - 022-26598347/ 48
Company Code: PTC

Sub: - Investor Presentation for Q1 FY 21-22

Dear Sir,

Please find enclosed the Investor Presentation of PTC India Limited.

Thanking You,

For PTC India Limited

(Rajiv Maheshwari)
Company Secretary
FCS- 4998

PTC India Limited

(Formerly known as Power Trading Corporation of India Limited)

CIN : L40105DL1999PLC099328

2nd Floor, NBCC Tower, 15 Bhikaji Cama Place New Delhi - 110 066 Tel: 011- 41659500.41595100, 46484200, Fax: 011-41659144

E-mail: info@ptcindia.com Website: www.ptcindia.com,



PTC India

**INVESTOR PRESENTATION
Q1 FY 2021-22**

Two overlapping squares, one orange and one green, in the top-left corner.

Our Vision

“To be a frontrunner in power trading by developing a vibrant power market and striving to correct market distortions”

Our Mission

- **Promote Power Trading to optimally utilize the existing resources**
- **Develop Power Market for market based investments into the Indian Power Sector**
- **Facilitate exchange of power with neighboring countries**

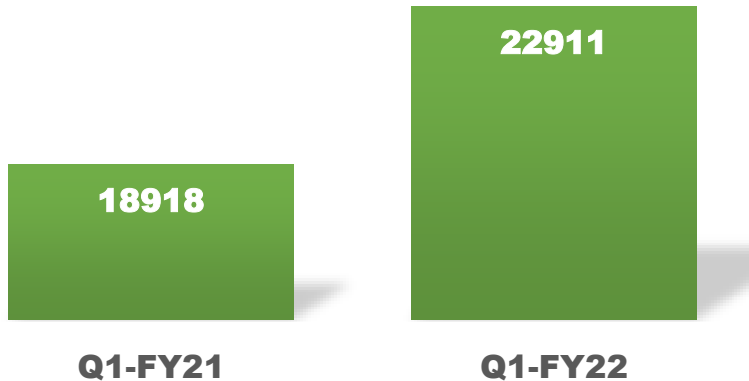
PERFORMANCE REVIEW



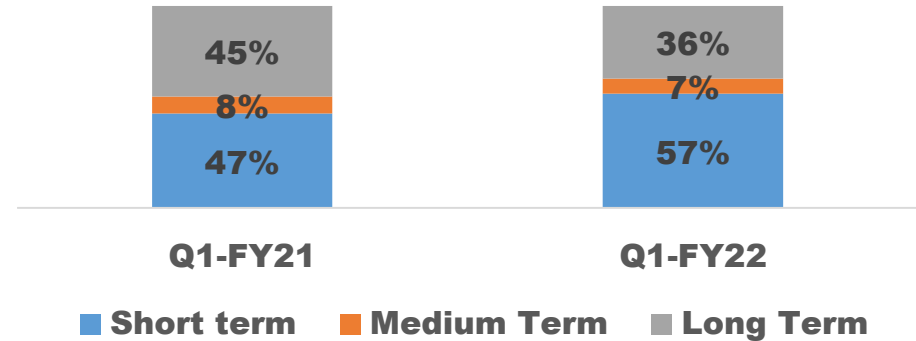
Q1- FY 22 (Standalone) - Business



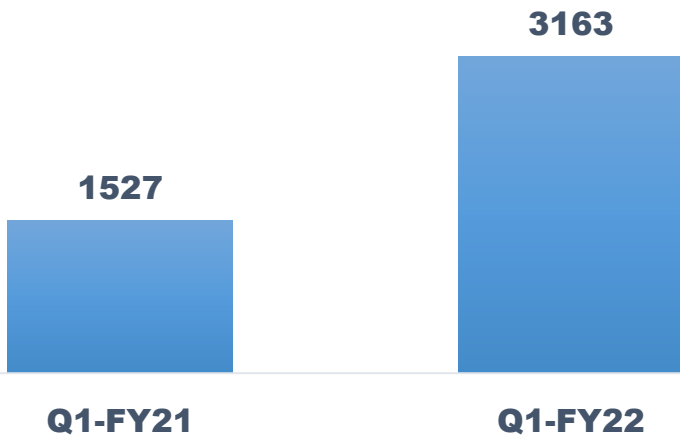
Total Volumes (MUs)



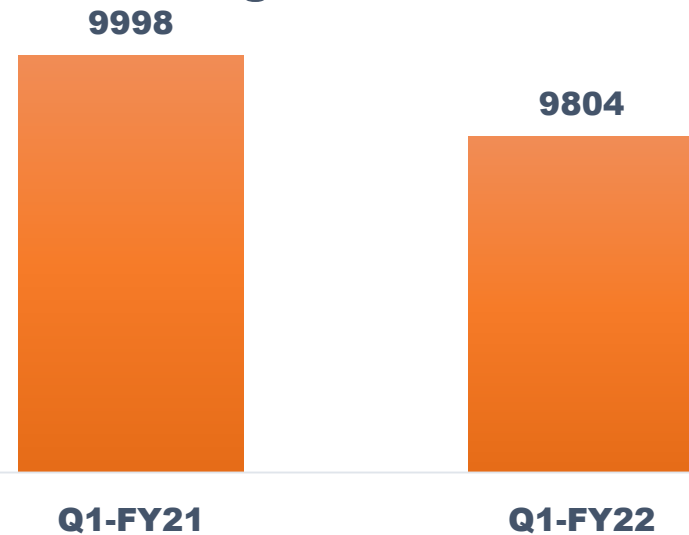
Volume Mix



Bilateral-ST in MUs



Long & Medium in MUs

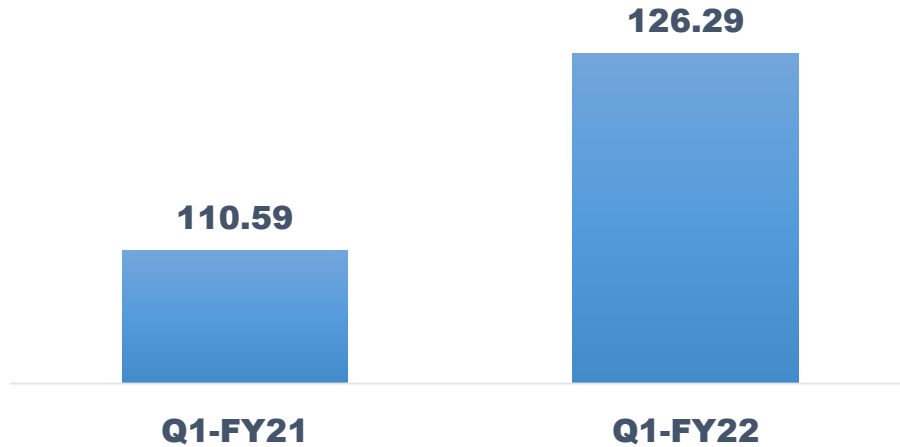


Q1- FY 22 (Standalone) - Financial

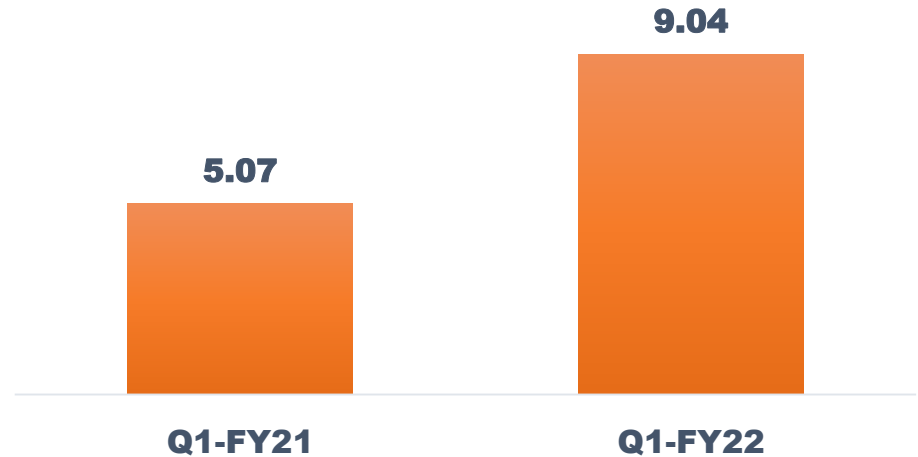
Amount in ₹ Crores



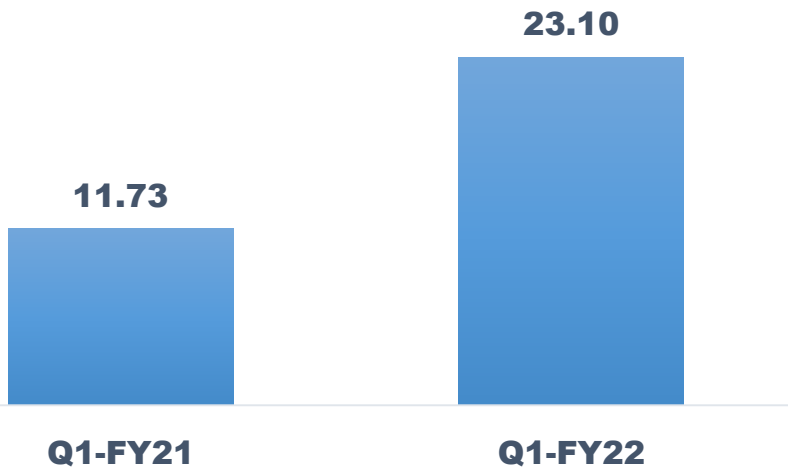
Total Operating Margin



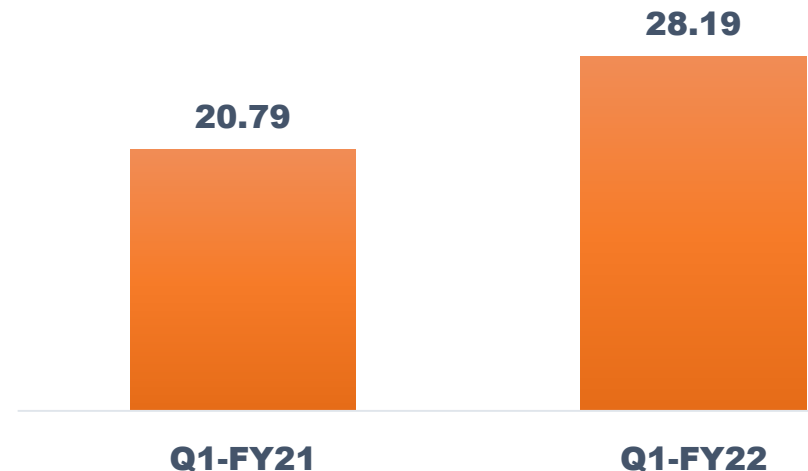
Consulting Income



Rebate



Surcharge

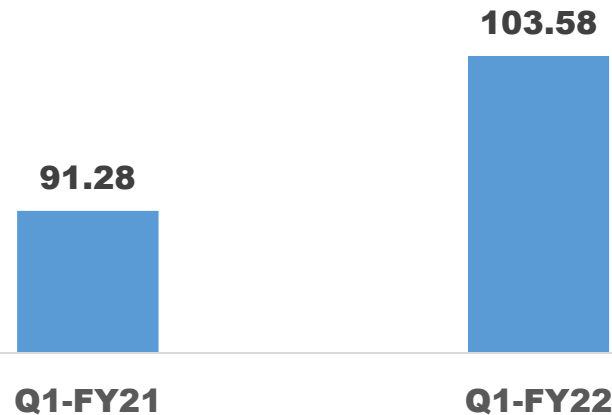


Q1-FY 22 (Standalone) - Financial

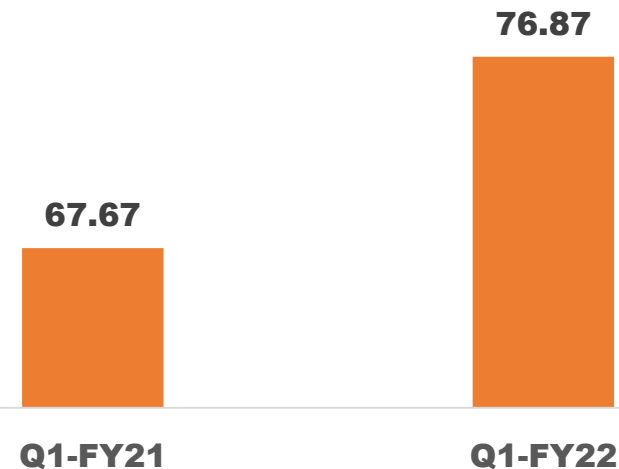
Amount in ₹ Crores



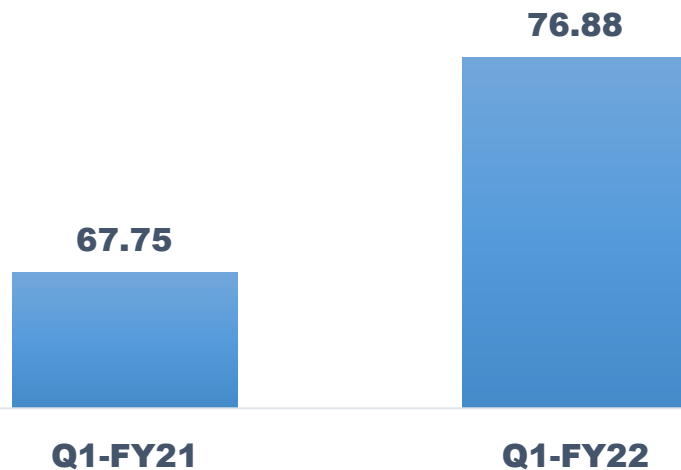
PBT



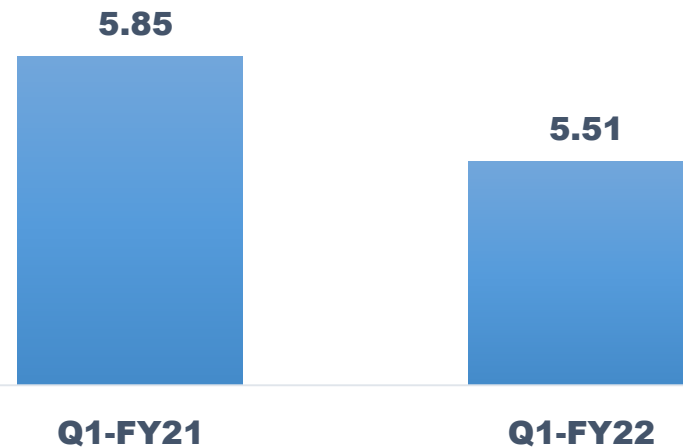
PAT



Total Comprehensive Income



Total Margin P.U in paise*

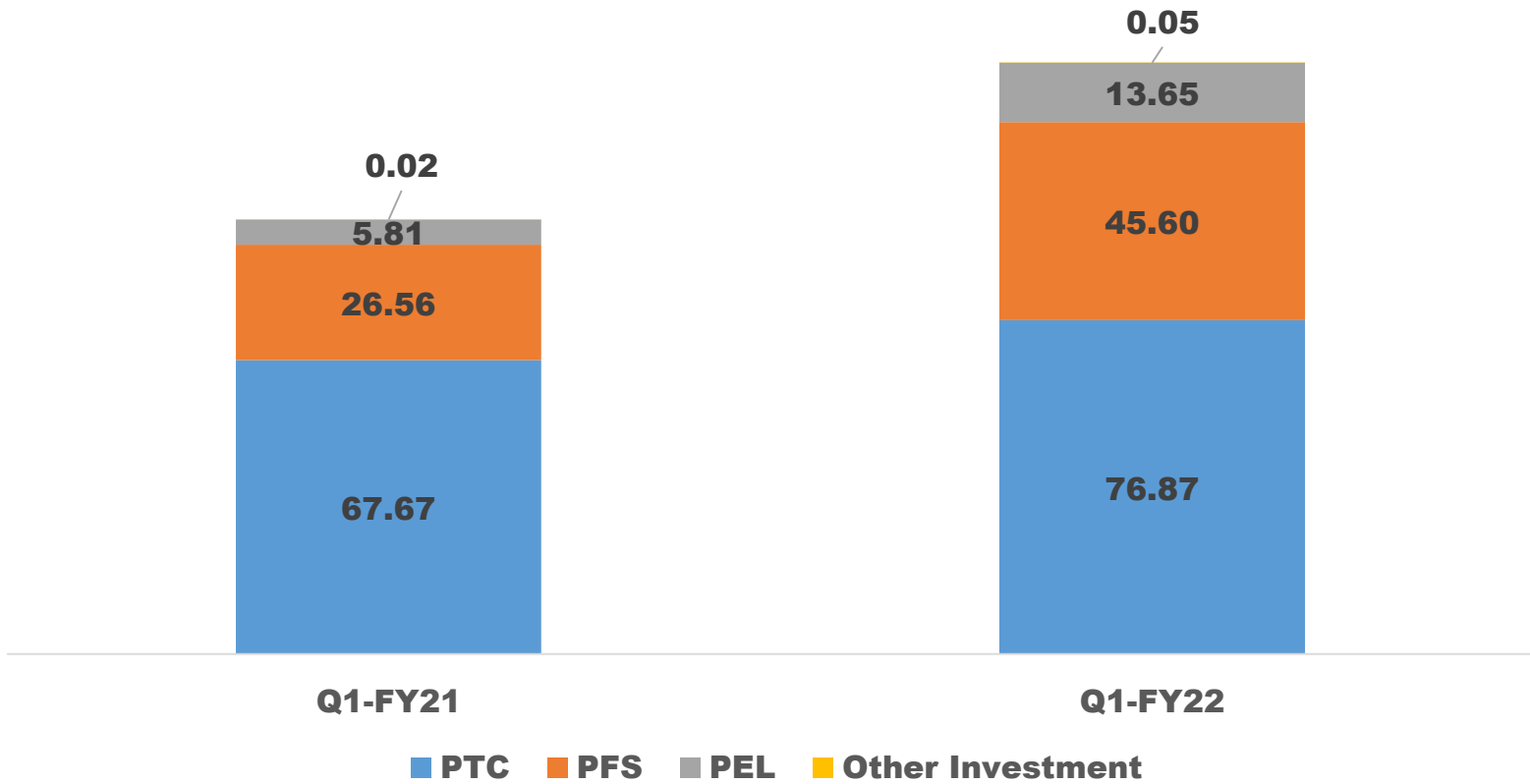


*: includes rebate & surcharge

Q1- FY 22 (Consolidated) Financial



Group Profitability (PAT in ₹ Crores)



Q1- FY22 (STANDALONE) P&L (Quarter Ending June 30, 2021)



(₹ in crore)

Particulars	Quarter Jun 2021	Quarter Jun 2020	%
Revenue from operations			
Revenue from operations	4,569.81	4,233.75	7.94%
Other operating revenue	51.42	28.63	79.60%
Total revenue from operation	4,621.23	4,262.38	8.42%
Other Income	0.82	3.52	-76.70%
Total Income	4,622.05	4,265.90	8.35%
Expenses			
Purchases	4,471.71	4,143.95	7.91%
Operating expenses	16.07	3.40	372.65%
Employee benefit expenses	13.28	10.36	28.19%
Finance costs	5.48	5.88	-6.80%
Depreciation and amortization expenses	0.75	0.58	29.31%
Other expenses	11.18	10.45	6.99%
Total expenses	4,518.47	4,174.62	8.24%
Profit before exceptional items and tax	103.58	91.28	13.48%
Exceptional items	-	-	-
Profit Before Tax	103.58	91.28	13.48%
Current tax (including deferred tax)	26.71	23.61	13.13%
Net Profit for the period	76.87	67.67	13.60%
Total other comprehensive income, net of tax	0.01	0.08	-87.50%
Total comprehensive income for the period	76.88	67.75	13.48%

Q1-FY22 (CONSOLIDATED) P&L (Quarter Ending June 30, 2021)



(₹ in crore)

Particulars	Quarter Jun 2021	Quarter Jun 2020	%
Revenue from operations			
Revenue from operations	4,878.40	4,589.24	6.30%
Other operating revenue	80.10	41.54	92.83%
Total revenue from operation	4,958.50	4,630.78	7.08%
Other Income	1.49	10.50	-85.81%
Total Income	4,959.99	4,641.28	6.87%
Expenses			
Purchases	4,471.71	4,143.95	7.91%
Impairment of financial instrument	18.30	40.58	-54.90%
Operating expenses	25.59	12.05	112.37%
Employee benefit expenses	18.37	14.94	22.96%
Finance costs	202.82	247.56	-18.07%
Depreciation and amortization expenses	24.99	24.86	0.52%
Other expenses	15.32	15.57	-1.61%
Total expenses	4,777.10	4,499.51	6.17%
Profit before exceptional items and tax	182.89	141.77	29.00%
Exceptional items	-	-	-
Profit Before Share of Profit/(Loss) of Associates and Tax	182.89	141.77	29.00%
Share of Profit / (Loss) of Associates	0.05	0.02	150.00%
Profit Before Tax	182.94	141.79	29.02%
Current tax (including deferred tax)	46.77	41.73	12.08%
Net Profit for the period	136.17	100.06	36.09%
Total other comprehensive income, net of tax	12.65	(1.16)	-1190.52%
Total comprehensive income for the period	148.82	98.90	50.48%



DISCLAIMER



This presentation and the accompanying slides (the “Presentation”), which have been prepared by PTC India Limited (the “Company”), have been prepared solely for information purposes and do not constitute any offer, recommendation or invitation to purchase or subscribe for any securities, and shall not form the basis or be relied on in connection with any contract or binding commitment whatsoever.

Certain matters discussed in this Presentation may contain statements regarding the Company’s market opportunity and business prospects that are individually and collectively forward-looking statements. Such forward-looking statements are not guarantees of future performance and are subject to known and unknown risks, uncertainties and assumptions that are difficult to predict. These risks and uncertainties include, but are not limited to: the performance of the Indian economy and of the economies of various international markets, the performance of the power industry in India and world-wide, competition, the company’s ability to successfully implement its strategy, the Company’s future levels of growth and expansion, technological implementation, changes and advancements, changes in revenue, income or cash flows, the Company’s market preferences and its exposure to market risks, as well as other risks. The Company’s future results, levels of activity, performance or achievements could differ materially and adversely from results expressed in or implied by this Presentation. The Company assumes no obligation to update any forward-looking information contained in this Presentation. Any forward-looking statements and projections made by third parties included in this Presentation are not adopted by the Company and the Company is not responsible for such third party statements and projections.

The distribution of this document in certain jurisdictions may be restricted by law and persons into whose possession this presentation comes should inform themselves about and observe any such restrictions.

THANK YOU

For more information contact:

Anand Kumar / Harsh Wardhan

PTC India Limited / Fortuna PR

Tel: +91 9873988920 / Tel: +91 9810162711

Email: investorrelations@ptcindia.com Email: harsh@fortunapr.com