

February 02, 2024

To,

BSE Limited Corporate Services, Piroze Jeejeebhoy Towers, Dalal Street, Mumbai – 400 001 Listing: http://listing.bseindia.com	National Stock Exchange of India Limited Exchange Plaza, Bandra Kurla Complex, Bandra (East), Mumbai 400051 Listing: https://neaps.nseindia.com/NEWLISTINGCORP/
--	--

Re:

Security	BSE	NSE	ISIN
Equity Shares	532313	MAHLIFE	INE813A01018

Sub: Intimation under Regulation 30(2) of the Securities & Exchange Board of India (Listing Obligations and Disclosure Requirements) Regulations, 2015 (“Listing Regulations”)-Investor Presentation

Dear Sir / Madam,

Pursuant to Regulation 30(2) of Listing Regulations, please find enclosed herewith presentation on the Company’s financial & operational results for the 3rd quarter and nine months ended on December 31, 2023.

The same is also uploaded on the website of the Company at <https://www.mahindralifespaces.com/>

Kindly take note of the above

Yours faithfully,
For Mahindra Lifespace Developers Limited

Bijal Parmar
Assistant Company Secretary & Compliance Officer
ACS-32339

Encl.: a/a



RERA Reg No: P52100045784

Artist's Impression

Investor Presentation

Q3 & 9M FY2024

DISCLAIMER

This presentation and the accompanying slides ("Presentation") have been prepared by "Mahindra Litespace Developers Limited" ("Company"), solely for the purpose of information and do not constitute any offer, recommendation or invitation to purchase or subscribe to any securities and shall not form the basis or be relied upon in connection with any contract or binding commitment whatsoever. No offering of securities of the Company will be made except by means of a statutory offering document. The Company makes no representation or warranty, express or implied, and no reliance should be placed on, the fairness, accuracy, completeness or correctness of such information or opinions contained herein. All terms, conditions, warranties and representations in any of the foregoing respects which might otherwise be implied are hereby excluded. The information contained in this Presentation is only current as of its date. This Presentation may not be all inclusive and may not contain all the information that you may consider material. Any liability in respect of the contents of, or any omission from, this Presentation is expressly excluded.

Certain matters discussed in this Presentation may contain statements regarding the Company's market opportunity and business prospects that are individually and collectively "forward-looking statements" within the meaning of applicable laws and regulations. Such forward-looking statements are not guaranteeing the future performance of the Company and are subject to known and unknown risks, uncertainties and assumptions that are difficult to predict. The risks and uncertainties relating to such statements include, but are not limited to, change in industry structure, significant changes in political and economic environment in India and overseas, tax laws, import duties, litigation and labour relations, the Company's ability to manage growth, competition, time and cost overruns on contracts. The Company's actual results, levels of activity, performance or achievements could differ materially and adversely from results expressed in or implied by this Presentation. The Company assumes no obligation to update any forward-looking information contained in this Presentation. Any forward-looking statements and projections made by third parties included in this Presentation are not adopted by the Company and the Company is not responsible for such third-party statements and projections.

The Company may alter, modify or otherwise change in any manner the content of this Presentation, without obligation to notify any person of such revision or changes. This Presentation cannot be copied and disseminated in any manner. No person is authorized to give any information or to make any representation not contained in and not consistent with this Presentation and, if given or made, such information or representation must not be relied upon as having been authorized by or on behalf of the Company.

The Company uses carpet areas as per RERA in its customer communication. However, the data in saleable area terms has been referred in this Presentation, to enable continuity of information to investors and shall not be construed to be of any relevance to home buyers / customers. The information given in this Presentation does not purport or tantamount to any disclosure under RERA and should not be construed to be or constitute advertisements, solicitations, marketing, offer for sale, invitation to offer, invitation to acquire including within the purview of RERA.

The operating numbers mentioned in the Presentation are for the Company and its subsidiaries / joint ventures / associates engaged in the real estate business (mainly MLDL, MHPL, MBDL, MHDL, MWCDL, MWCJL, MIPCL & MIPPL).

MLDL Overview

THE MAHINDRA GROUP



1.75 Lac Cr

GROUP TURNOVER



260,000+

EMPLOYEES



100+

COUNTRIES



20+

INDUSTRIES



India's number 1 SUV manufacturer by revenue market share; strong pipeline of EV products



World's largest tractor company by volume



Amongst India's leading IT service providers



India's leading vehicle financing NBFC, AUM of ~Rs. 1 Lac Cr



Pioneering IC&IC business and residential developments



Number 1 timeshare company outside of the USA



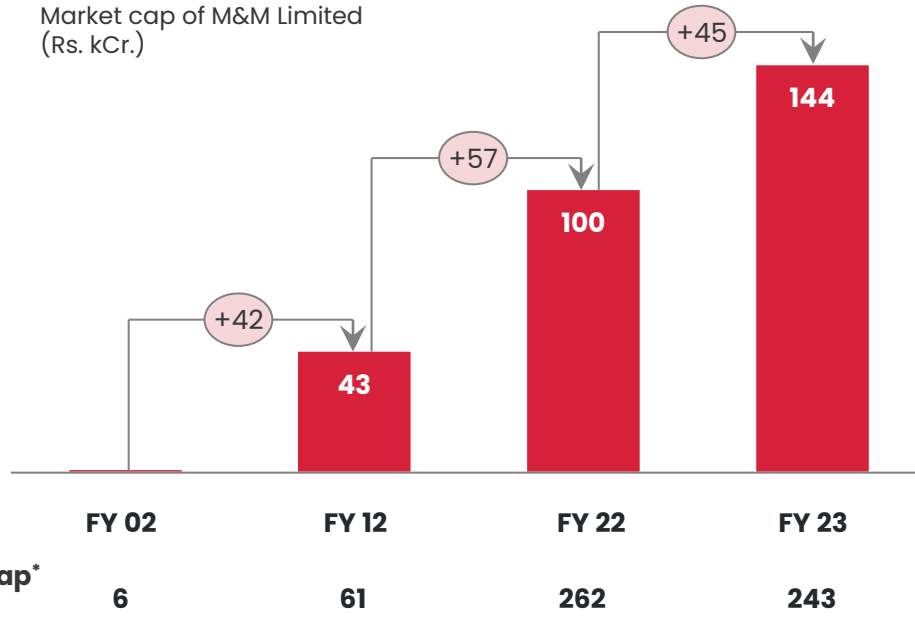
Amongst India's largest 3rd party logistics service providers



Multiple other businesses including Renewables, Steel Processing, Technology, Aerospace and Defence, Used Car Marketplace

Mahindra Group created significant value in the last two decades; MLDL a key priority for the Group

Market cap of M&M Limited
(Rs. kCr.)



NSE Market Cap*
(Rs. Lac Cr.)

6

61

262

243



Mahindra Lifespaces is identified as a **Growth Gem** by Mahindra Group



Mahindra Group **fully committed** to support MLDL's growth aspirations



MLDL planning to scale its business 5X (Rs. 8-10K Cr) over the next 5 years

MLDL AT A GLANCE

Committed to transforming India's urban landscape through its Residential and IC&IC developments

Mahindra Lifespaces

30 year Legacy

650+ Employees

INR 8,400 cr + Market Cap as
on 31st December'23

90+ Awards

100% Green Portfolio

Residential

49
Projects Delivered and Ongoing

35.06 msft
Total Development Footprint

20.58 msft
Completed Development

17500+
Satisfied Customers

IC&IC

Integrated Cities
Presence in Chennai and Jaipur

Industrial Clusters
Origins in Chennai and Ahmedabad

5000+ acres
Development Footprint

235
Clients from 15+ Countries

ACCOLADES AND SUSTAINABILITY

We have been recognized in many areas i.e., Top Builder, Great Place to Work, Sustainability, etc.

Accolades

15th Realty+ Excellence Awards 2023 (West)

- Mahindra Happinest Kalyan
 - Affordable Housing Project of the Year
- Mahindra Happinest Kalyan 2
 - Consumer Connect Initiative of the Year
 - Most Environment-Friendly Residential Space
- Mahindra Happinest Palghar 2
 - Budget Housing Project of the Year
- Mahindra Tathawade
 - Innovative Marketing Concept of the Year

15th Realty+ Excellence Awards 2023 (South)

- Mahindra Eden
 - Most Environment-Friendly Residential Space
 - Innovative Marketing Concept of the Year

15th Exceed Occupational Health Safety and Security Award 2023 – by Sustainable Development Foundation

- Platinum Award
 - Mahindra Luminare
- Gold Award
 - Mahindra Nestalgia
 - Mahindra Industrial Park Chennai Limited (MIPCL)

Sustainability Achievements

Global Real Estate Sustainability Benchmark (GRESB)

- Public Disclosure – 1st in Asia (A rating) – 4th consecutive year
- Development Benchmark– 2nd in Asia
- Standing Investment –2nd in Asia

IGBC** Green Champion Award in November 2023

- Mahindra Lifespaces – “Organisation leading the Net Zero Building Movement in India”

IGBC Awards

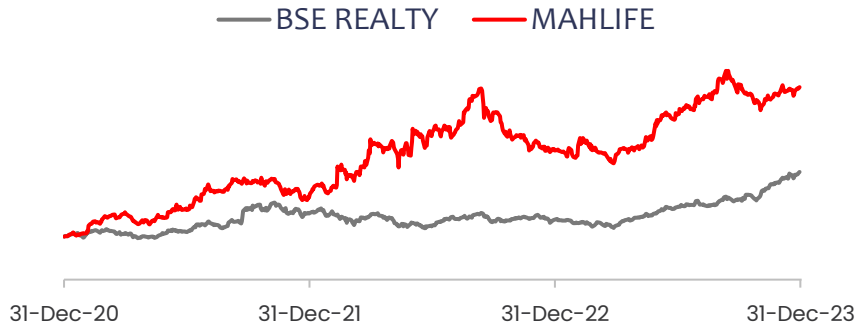
- Mahindra Province
 - IGBC Net Zero Energy (Design)
 - IGBC Net Zero Waste (Design)
- Mahindra Malgudi
 - IGBC Net Zero Energy (Design)
 - IGBC Net Zero Waste (Design)
- Mahindra Roots
 - IGBC Green Homes 'Gold' rating
- Mahindra Bloomdale
 - IGBC Green Homes 'Gold' rating

Zero Waste to Landfill certified City – by Intertek

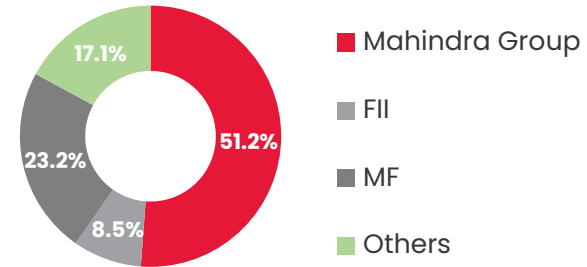
- Mahindra World City, Chennai (4th consecutive year)

STOCK PERFORMANCE AND DRIVERS

Stock generated 64% CAGR over the past 3 years



Shareholding Pattern (%)



Key Drivers

- Scale-up in business development and pre-sales
- Unique IC&IC business
- Strong operating cash flows
- Strong capabilities across value chain
- Best-in-class talent

Key Institutional Investors

Top FIIs

- Vanguard Group
- Goldman Sachs
- Blackrock
- Dimensional Holdings

Top MFs

- Kotak Mahindra AMC
- HSBC Holdings
- ICICI Prudential AMC
- SBI Funds Management
- Nippon Life India AMC

Growth Strategy

Bold ambition

Drive profitable growth to 8K - 10K Cr sales by 2028
Leader in customer centricity

1 Well-engineered portfolio choices

Clearly articulate “where to play” choices capturing - Geography, Customer segments, Products, Project size, Deal types

2 Robust acquisition engine

Systematically scale up GDV pipeline and blockbuster launches; Build a strong BD and approvals engine to ensure value lock-in at design / launch stage

3 Best-in-class customer centricity

Provide premium customer experience through industry leading themes, superior designs, supported by sustainability and technology solutions

4 Excellence in delivery and cost

Deliver on timelines (“Indigo of Real Estate”) and target costs to help realize superior IRRs across portfolio; “First-time-right” approach to construction through credible contractors

5 IC&IC value maximization and pivot

Be the preferred destination for establishing industrial footprint under PLI and China+1 themes. Accelerate monetization across industrial parks, offering plotted, plug & play and BTS options built on sustainable best in class infrastructure

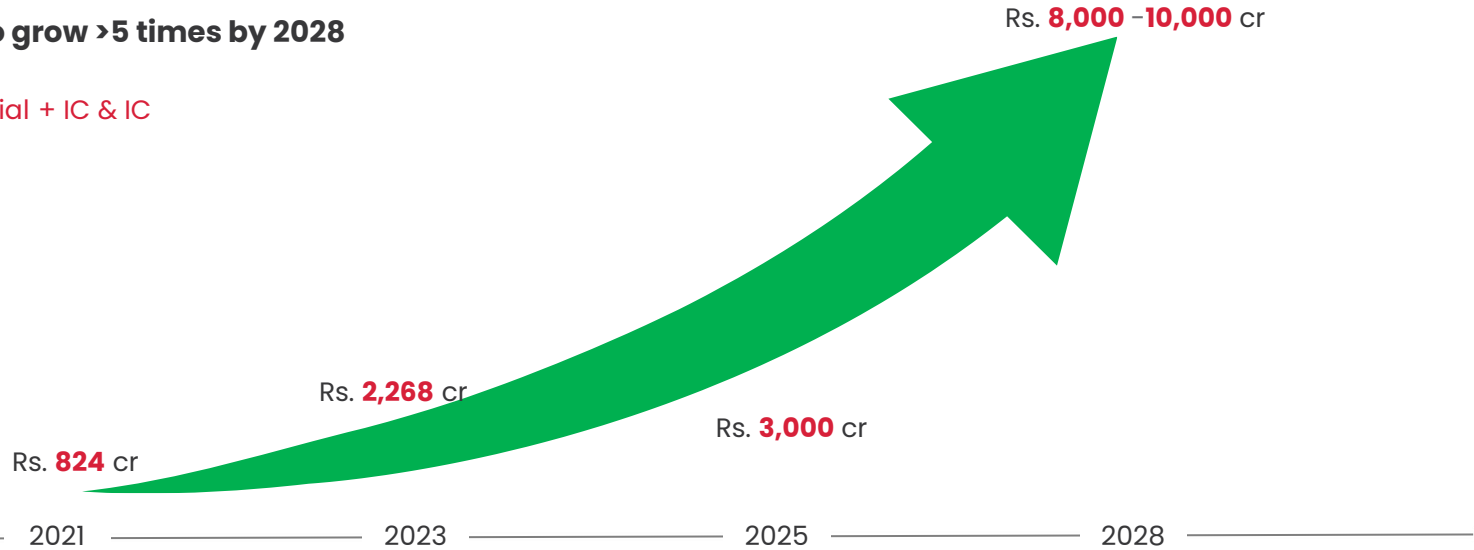
6 Future-proof MLife

Build scalable, agile org model. Establish strategic funding partnerships. Leverage new technologies and practices across the value chain

GROWTH ROADMAP

Vision to grow >5 times by 2028

Residential + IC & IC



Residential

Focus Markets to be MMR, Pune & Bengaluru

Projects with GDV upwards of Rs. 500 cr

3-6 land acquisitions per year

Unlock Thane land parcel

IC & IC

Accelerated leasing

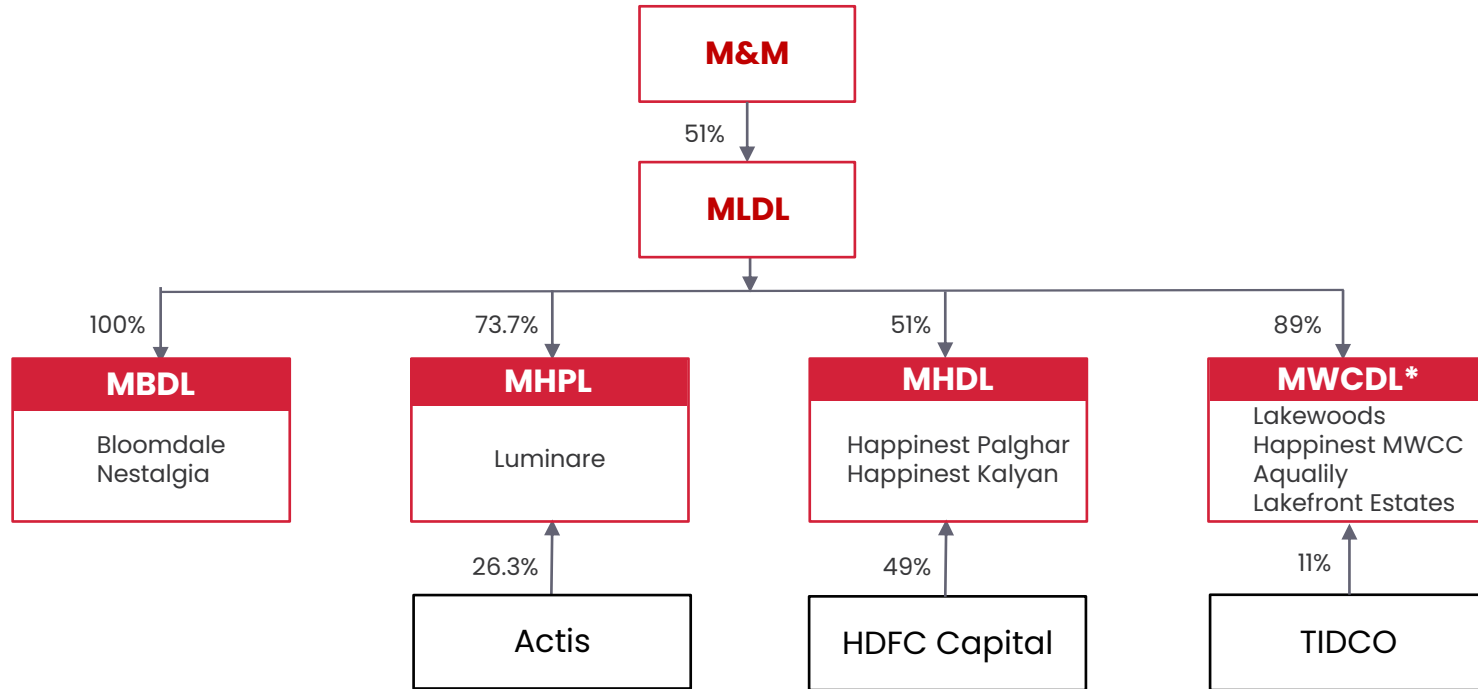
Origins Ahmedabad sales activation

Origins Pune & Origins Chennai Ph2 Launch of new parks

Pursue opportunities in BTS leased premises

MLDL Residential

RESIDENTIAL – STRUCTURE OVERVIEW



Note: Includes assets owning SPVs only. Shareholding %ages are rounded to nearest %age and is based on common equity capital in SPVs

* MITL and MRDL merged into MWCDL on 30th Dec 2022

MLDL HIGHLIGHTS – OPERATIONAL

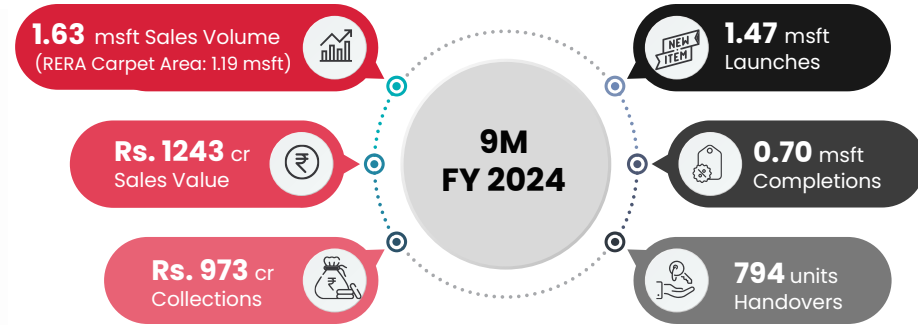
RESIDENTIAL**

Launched 0.45 msft saleable area at Mahindra Citadel phase 2 in Pune

Launched 0.18 msft saleable area at Mahindra Happinest Palghar


Launched 0.47 msft saleable area at Tathawade phase 3 in Pune

Forayed into plotted development with the launch of Lakefront estates 0.37 msft in Chennai

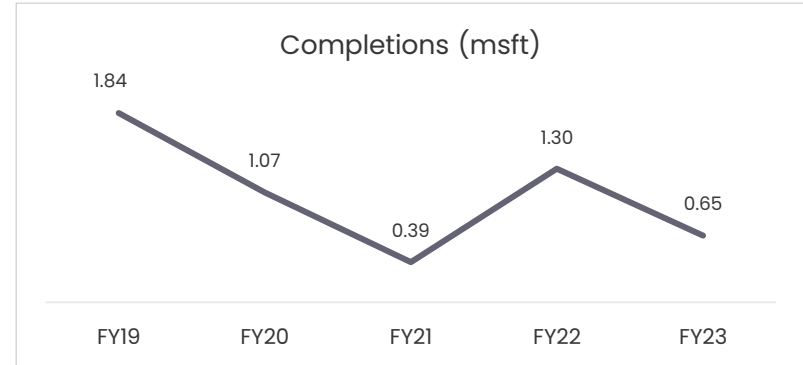
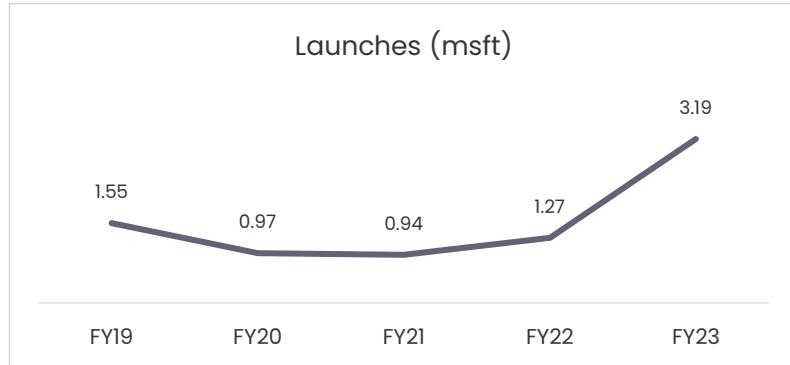
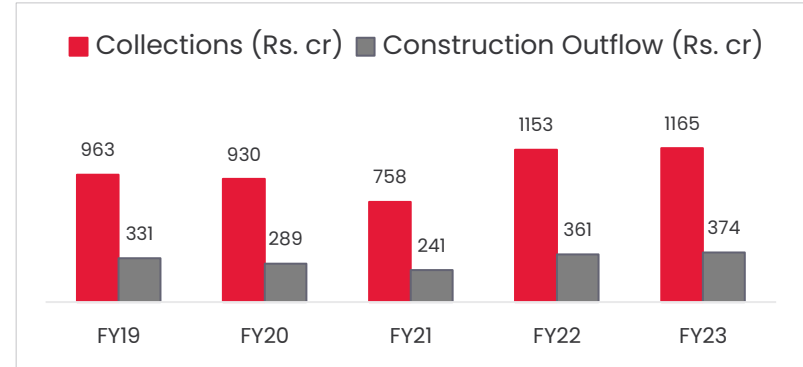
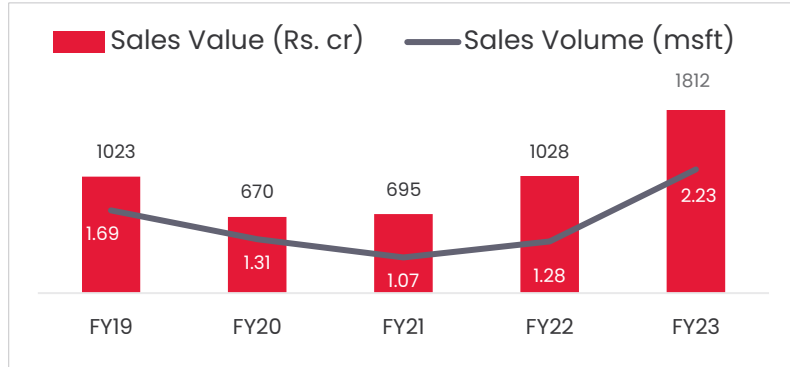


RESIDENTIAL – SCALE OF OPERATIONS

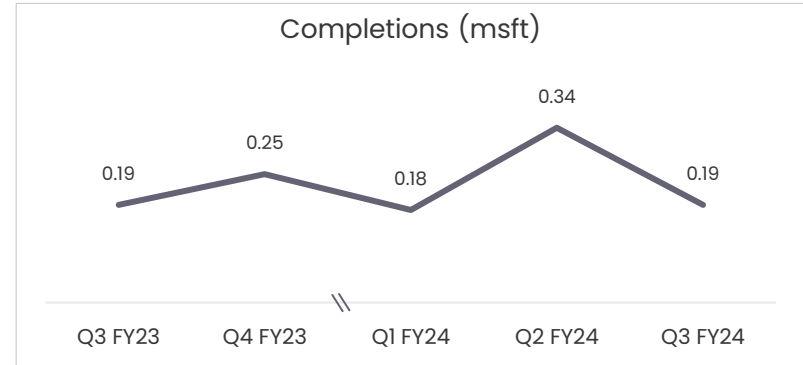
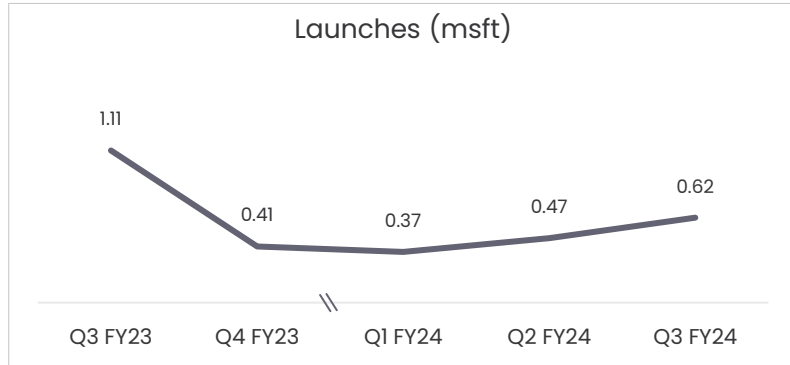
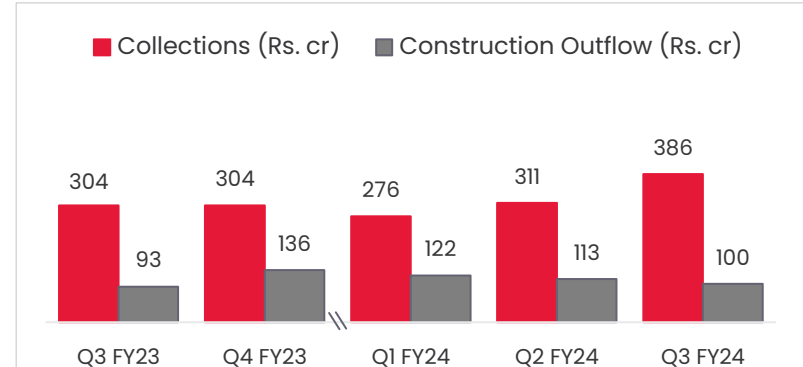
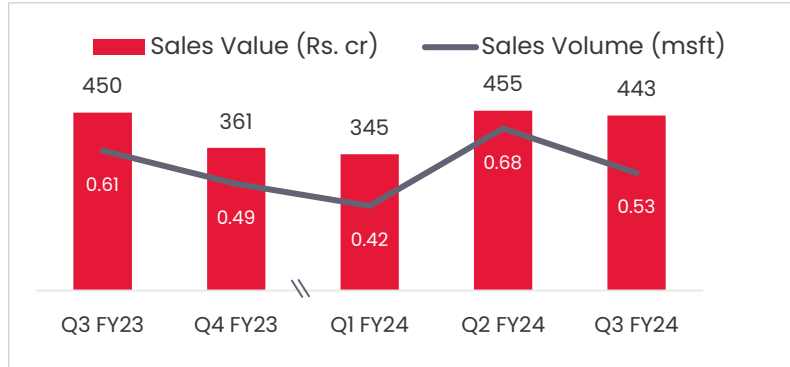
MLDL is pioneering development of green homes and thoughtfully designed living spaces



RESIDENTIAL – ANNUAL TREND



RESIDENTIAL – QUARTERLY TREND



RESIDENTIAL-PROJECT PORTFOLIO-ONGOING PROJECTS

Premium Residential

Location	Project Name	Total Development	Launched Development	Completed Development	Area Sold	Ongoing Development	Area Sold	Sales Value (Rs. cr)	Completion %
		A	B	C	of C	D	of D	of D	of D
MMR	Vicino	0.27	0.27	0.08	0.08	0.19	0.19	334	87%
	Alcove #	0.39	0.39	0.00	0.00	0.39	0.24	345	43%
	Meridian II	0.04	0.04	0.00	0.00	0.04	0.00	0.00	82%
	Meridian plotted	0.15	0.15	0.00	0.00	0.15	0.10	22	84%
Pune	Nostalgia	0.53	0.52	0.00	0.00	0.52	0.29	218	35%
	Citadel	2.60	0.96	0.00	0.00	0.96	0.64	507	16%
NCR	Luminare #	1.21	1.21	0.77	0.77	0.44	0.43	657	76%
Nagpur	Bloomdale	1.55	1.55	1.53	1.53	0.03	0.03	21	95%
Bengaluru	Eden	0.80	0.80	0.00	0.00	0.80	0.80	620	39%
Chennai	Aquality	1.58	1.51	1.35	1.35	0.16	0.05	24	91%
	Lakefront Estates	0.42	0.37	0.00	0.00	0.37	0.35	123	53%
	Lakewoods	0.90	0.47	0.28	0.28	0.19	0.04	21	31%
TOTAL		10.45	8.24	4.00	4.00	4.23	3.16	2892	47%

Value Homes

Location	Project Name	Total Development	Launched Development	Completed Development	Area Sold	Ongoing Development	Area Sold	Sales Value (Rs. cr)	Completion %
		A	B	C	of C	D	of D	of D	of D
MMR	Happinest Palghar2 Ph2	0.36	0.36	0.00	0.00	0.36	0.15	55	48%
	Happinest Kalyan1	0.84	0.84	0.34	0.34	0.50	0.44	251	80%
	Happinest Kalyan2	1.21	0.68	0.00	0.00	0.68	0.44	223	29%
Pune	Happinest Tathawade	1.20	1.20	0.00	0.00	1.20	0.74	465	40%
Chennai	Happinest MWCC	0.41	0.41	0.00	0.00	0.41	0.30	124	44%
TOTAL		4.02	3.49	0.34	0.34	3.15	2.07	1118	45%

RESIDENTIAL – FORTHCOMING PROJECTS

Premium Residential

Location	Project Name	Future Development (msft)
Pune	Nostalgia	0.02
	Mahindra Citadel	1.64
Chennai	Aqualily	0.07
	Lakefront Estates	0.05
	Lakewoods	0.43
	Total	2.20

New Projects

Pune	New Project (Pune)	1.53
MMR	New Project (Kandivali)	1.69
	New Project (Malad W)	0.51
	New Project (Santacruz W)	0.15
Bengaluru	New Project (Bengaluru)	0.48
	Total	4.36
	Grand Total	6.56

Value Homes

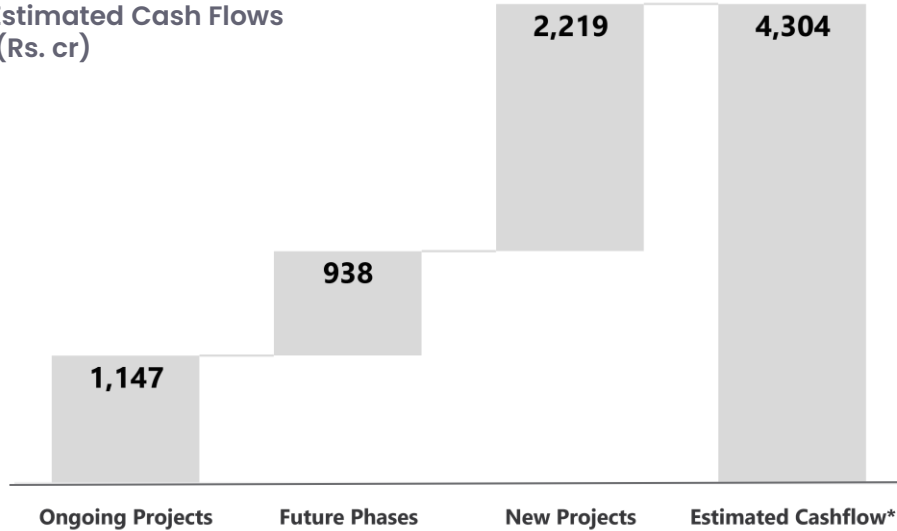
Location	Project Name	Future Development (msft)
MMR	Happinest Kalyan2 Ph 2	0.53
	Total	0.53

RESIDENTIAL – READY TO MOVE INVENTORY

Location	Project Name	Balance units to sell
Chennai	Lakewoods	1
	Aquality	2
MMR	Bloomdale	1
	Happinest Boisar	55
	Meridian (Alibaug)	5
	Happinest Kalyan1 Ph1	48
	Happinest Palghar1	60
TOTAL		172

RESIDENTIAL – SUSTAINABLE FUTURE CASH FLOWS

Estimated Cash Flows
(Rs. cr)



Ongoing Projects	Amount
Sold Units and Estimated Sales [^]	5760
Less: Amount Collected of Sold Units	2081
Less: Estimated Construction Cost [#]	2532
Net amount to be collected (A)	1147

Future Phases (to be launched)	Amount
Estimated Sales [^]	2358
Less: Estimated Construction Cost [#]	1420
Net amount to be collected (B)	938

New Projects (to be launched)	Amount
Estimated Sales [^]	6058
Less: Estimated Construction Cost [#]	3839
Net amount to be collected (C)	2219
Total (A+B+C)	4304

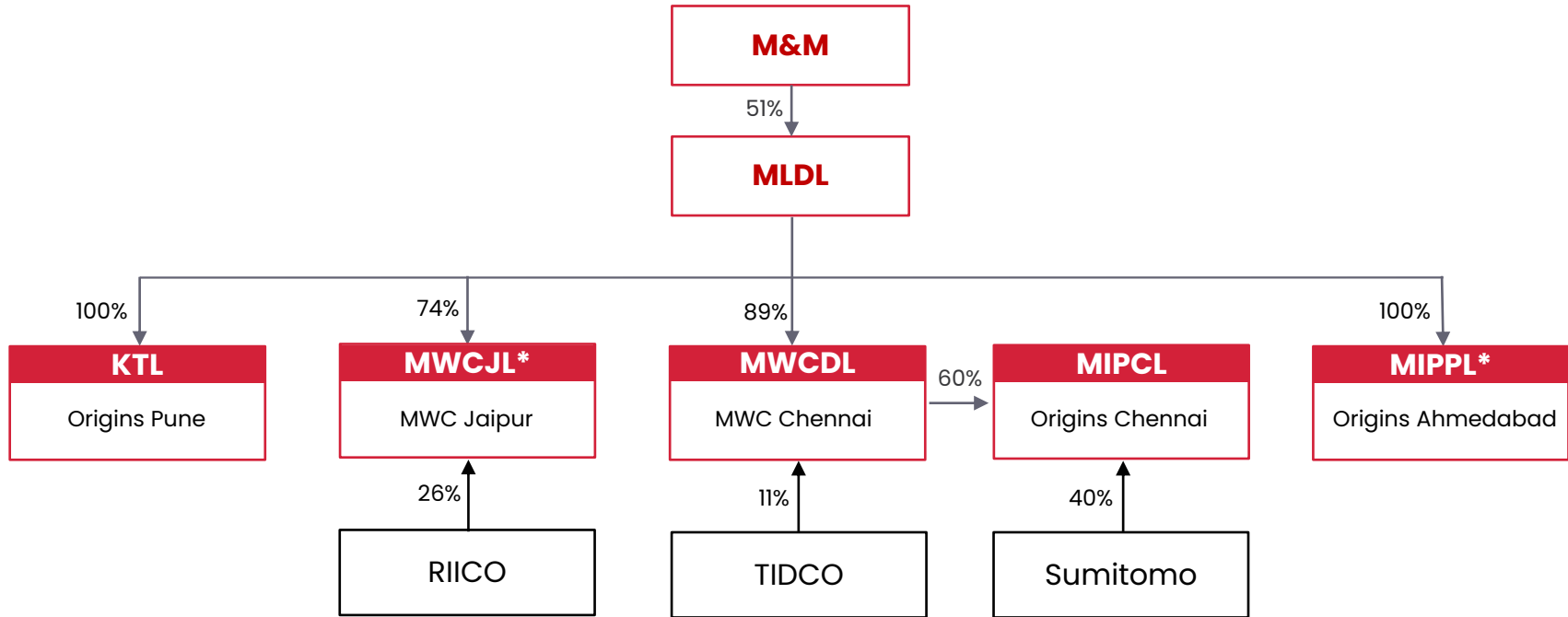
Note: *Does not include cash flow potential of "Land Bank", | [^] Estimated sales value is based on management estimates

[#]Construction costs are based on management estimates and includes unspent land/FSI related costs

An aerial photograph of an industrial park in Jaipur, India. The image shows several large, modern industrial buildings with white walls and blue roofs. A wide, multi-lane road with a central green median runs through the park. The surrounding area is landscaped with greenery and trees. In the background, other industrial buildings and a city skyline are visible under a clear blue sky.

MLDL IC & IC

IC & IC – STRUCTURE OVERVIEW



Note: Overview includes assets owning SPVs only. Shareholding %ages are rounded to nearest %age and based on common equity capital in SPVs.

* IFC is a strategic partner in MWCJL & MIPPL.

MLDL HIGHLIGHTS – OPERATIONAL

INTEGRATED CITIES & INDUSTRIAL CLUSTERS

Q3 FY2024

77.4 acres leased to **7** customer for Rs. **223.8** cr :

- **MWC Jaipur:** Leased 59.7 acres to 5 customers for Rs. 174.9 crore
- **Origins Chennai:** Leased 10.7 acres to 1 customer for Rs. 31.4 crore
- **MWC Chennai:** Sold 6.9 acres of outside boundary land to 1 customer for Rs. 17.6 crore

9M FY2024




90.1 acres leased to **13** customers for Rs. **270.5*** cr :

- **MWC Jaipur:** Leased 62.3 acres to 7 customers for Rs. 184.6* crore
- **Origins Chennai:** Leased 16.6 acres to 3 customers for Rs. 48.5 crore
- **MWC Chennai:** Leased/sold 11.2 acres to 3 customers for Rs. 37.4 crore




IC & IC – SCALE OF OPERATIONS

Pioneer in this business with pan India presence across Golden Quadrilateral and Delhi-Mumbai Industrial Corridor

Integrated Cities

	MWC Chennai	MWC Jaipur
 Distance to City	60 Km	20 Km
 Partnership	TIDCO	RIICO
 Gross Area	1524 Acres	2946 Acres

Industrial Clusters

	Origins Chennai	Origins Ahmedabad
 Distance to City	35 Km	75 Km
 Partnership	Sumitomo	IFC
 Gross Area	307 Acres	340 Acres



Plug 'n' play infrastructure



Hassle free Transaction



Sustainable and smart Solutions



Partnership with Government



Access to Skilled workforce



Existing ecosystem of Customers and Suppliers



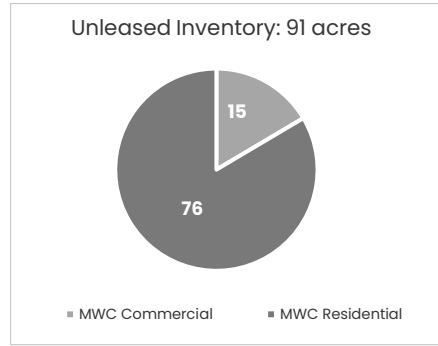
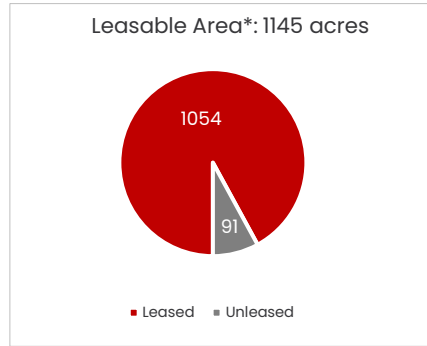
Business Support Services



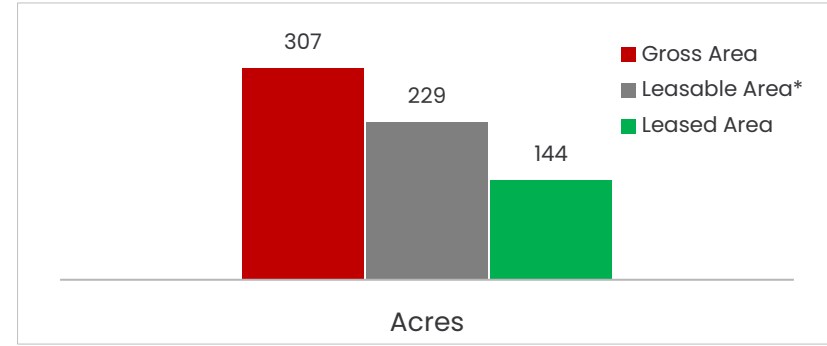
Co-located residential spaces with social Infrastructure

IC & IC – IN DETAIL

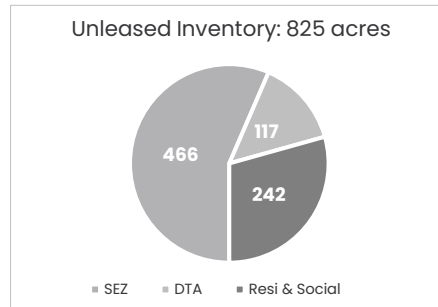
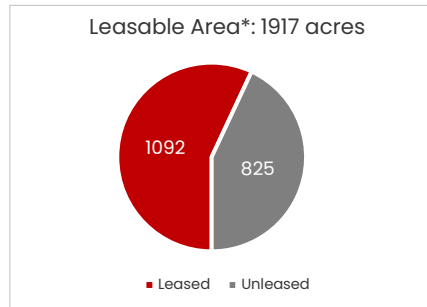
MWC, Chennai



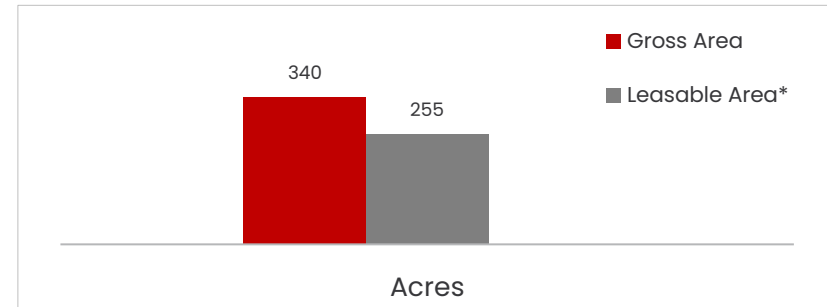
Origins, Chennai



MWC, Jaipur



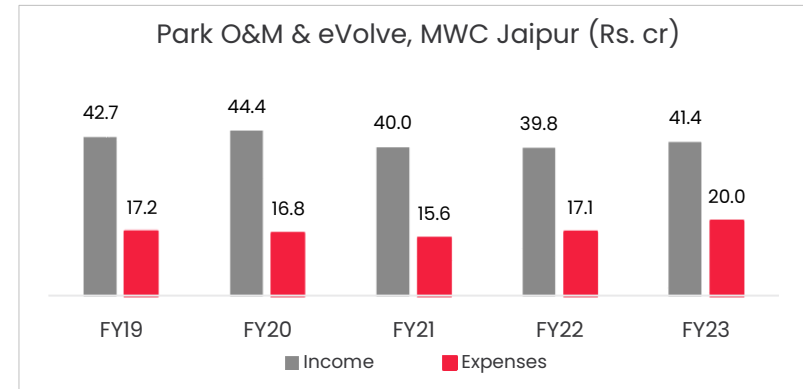
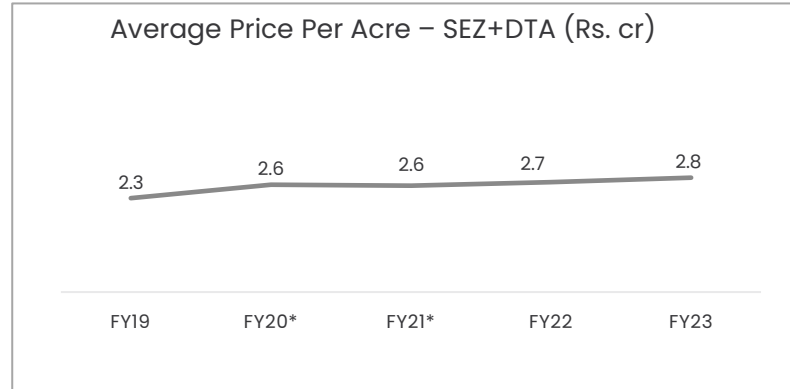
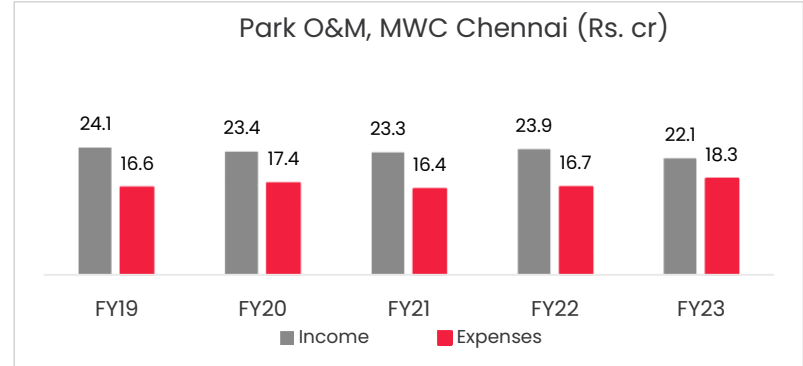
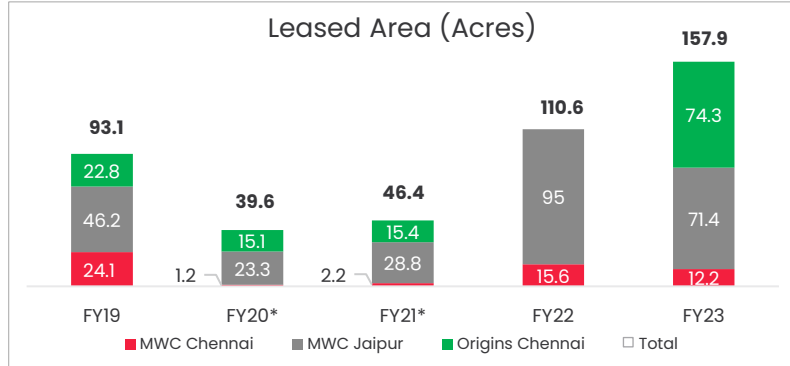
Origins, Ahmedabad



Origins Pune (Bhor) is forthcoming with gross planned area of ~500 acres; currently in land acquisition stage.

Note: * Leasable / Saleable area is based on management estimates and includes commercial & residential area wherever applicable.

IC & IC – DETAILS





Note:* For MWC Chennai, it does not include sales outside MWC boundaries (FY19: nil, FY20: 3 acres, FY21: 9.2 acres , FY22: nil , FY23: nil.)

IC & IC – MARQUEE CLIENTELE

MWC Chennai

86 customers (63 operational)



Origins Chennai

13 customers (3 operational)




MWC Jaipur

136 customers (80 operational)



Origins Ahmedabad



LAND INVENTORY – ASSETS WITH DEEP VALUE

Land Name	Location	Gross Area (acres)	Development Plan #
Thane (Ghodbundar Road)	MMR	68	Land conveyance completed. Planned as Mixed-use Development.
Murud, Raigad	MMR	1,291	Under study & evaluation stage.
OP (Origins Pune)	Pune	500*	Planned to be developed as Origins, Pune. Under land aggregation stage to ensure contiguity.
OBL (Outside Boundary Land – MWC Chennai)	Chennai	50	Planned as land sale.
OC2 (Origins Chennai 2)	Chennai	237	Under land aggregation stage to ensure contiguity.
Total		2,146	

MLDL Financials

FINANCIAL – HIGHLIGHTS

(Rs. cr, unless specified)

CONSOLIDATED RESULTS	Q3 FY24	Q2 FY24	Q3 FY23	9M FY24	9M FY23	FY23
Total Income	88.8	25.7	198.1	224.5	389.3	659.6
EBIDTA*	43.2	-26.4	5.5	10.4	50.6	61.0
Profit / (Loss) Before Tax & Share in Net Profit / (Loss) of Associates	-36.4	-30.3	27.1	-105.0	6.5	-12.5
Share in Net Profit / (Loss) of Associates	75.4	0.6	5.7	100.7	95.3	118.1
Profit Before Tax	39.1	-29.8	32.7	-4.3	101.7	105.7
Net Profit / (Loss) for the period	50.0	-18.9	34.1	26.8	102.3	102.8
Net Profit / (Loss) after Non-Controlling Interest	50.0	-19.0	33.2	26.8	100.9	101.4
Net Worth (excluding Non-Controlling Interest)	1,800.8	1,750.0	1,806.5	1,800.8	1,806.5	1,805.8
Net Debt to Equity Ratio	0.16	0.01	0.03	0.16	0.03	(0.00)
Cost of Debt	8.5%	8.1%	7.8%	8.5%	7.8%	8.2%

Note: * EBITDA Includes Other Income and Share of Profits from JV and Associates

FINANCIALS-CONSOLIDATED PROFIT & LOSS ACCOUNT

(Rs. cr, unless specified)

PROFIT & LOSS STATEMENT	Q3 FY24	Q2 FY24	Q3 FY23	9M FY24	9M FY23
Income from Operations	82.0	17.8	186.9	197.8	351.2
Other Income	6.8	7.9	11.2	26.7	38.1
Total Revenues	88.8	25.7	198.1	224.5	389.3
Operating Expenses	72.4	9.7	154.8	178.6	302.4
Employee Remuneration & Benefits	23.7	20.8	18.9	65.9	60.8
Finance Costs	0.3	0.2	3.3	4.8	7.6
Depreciation & Amortisation	3.8	3.1	3.4	9.9	9.1
Administration & Other Expenses	24.9	22.2	24.6	70.3	70.7
Total Expenditure	125.1	56.0	205.0	329.5	450.6
Exceptional Items	-	-	34.0	-	67.8
Profit from Ordinary Activities before Tax & Share in Net Profit / Loss of Associates	-36.4	-30.3	27.1	-105.0	6.5
Share in Net Profit / (Loss) of Associates	75.4	0.6	5.7	100.7	95.3
Profit from Ordinary Activities before Tax	39.1	-29.8	32.7	-4.3	101.7
Less : Provision for Current Taxation	0.9	0.8	1.2	2.5	2.8
Less : Provision for Deferred Taxation	-11.8	-11.6	-2.5	-33.6	-3.3
Net Profit for the period	50.0	-18.9	34.1	26.8	102.3
Less: Minority Interest	0.0	0.0	0.9	0.1	1.4
Net Profit / (Loss) after Taxes and Minority Interest	50.0	-19.0	33.2	26.8	100.9

FINANCIALS – CONSOLIDATED BALANCE SHEET

(Rs. cr, unless specified)

EQUITY & LIABILITIES	Q3 FY24	FY23
Equity Share Capital	155.0	154.7
Other Equity	1,645.8	1,651.1
Net Worth	1,800.8	1,805.8
Non-Controlling Interest	0.2	0.2
Financial Liabilities		
(i) Borrowings	249.3	7.6
(ii) Lease Liabilities	3.1	-
(iii) Other Financial Liabilities	1.8	1.8
Provisions	6.1	4.6
Non-Current Liabilities	260.3	14.0
Financial Liabilities		
(i) Borrowings	314.8	257.4
(ii) Lease Liabilities	1.6	3.0
(iii) Trade Payables	176.0	191.8
(iv) Other Financial Liabilities	330.5	331.9
Other Current Liabilities	1,320.7	980.2
Provisions	11.1	11.5
Current Tax Liabilities (Net)	15.4	14.9
Current Liabilities	2,170.1	1,790.7
TOTAL	4,231.4	3,610.7

ASSETS	Q3 FY24	FY23
Property, Plant and Equipment	16.5	13.8
Right of Use Assets	4.5	2.8
Capital Work-In-Progress	6.2	5.1
Investment Property	40.4	19.4
Goodwill and Other Intangible Assets	0.4	0.5
Financial Assets		
(i) Investments	747.9	709.2
(ii) Trade Receivables	-	-
(iii) Loans	6.4	0.1
(iv) Other Financial Assets	14.9	14.4
Deferred Tax Assets (Net)	92.8	59.2
Other Non-Current Tax Assets	67.8	67.8
Non-Current Assets	997.8	892.4
Inventories	2,565.8	2,097.6
Financial Assets		
(i) Investments	56.4	196.2
(ii) Trade Receivables	104.4	129.1
(iii) Cash and Cash Equivalents	203.0	49.5
(iv) Bank Balances other than (iii) above	18.7	27.8
(v) Loans	32.5	17.6
(vi) Other Financial Assets	16.9	15.2
Other Current Assets	235.9	185.3
Current Assets	3,233.6	2,718.3
TOTAL	4,231.4	3,610.7

FINANCIALS – SEGMENT PERFORMANCE

(Rs. cr, unless specified)

SEGMENT RESULTS	Residential		IC & IC	
	Q3 FY24	9M FY24	Q3 FY24	9M FY24
Area Sold (msft) / Land Leased (acres)	0.53 msft	1.62 msft	77.4 acres	90.1 acres
Sales / Lease Income	443	1243	224	270
Income from Operation	98	374	241	327
Other Income	9	34	1	6
Total Income	106	408	243	333
Cost of Sales	84	289	83	115
Gross Margins (%)	13%	23%	66%	65%
Less other Operating Expenses	50	143	9	29
EBIDTA (excluding Other Income)	-37	-58	149	183
Less Interest and Depreciation	7	22	13	42
Add Exception Item - Gain / (Loss)	0	0	0	0
Less Provision for Tax	-17	-28	38	43
PAT (after Non-Controlling Interest)	-23	-50	74	77
PAT Margin (%)	-24%	-13%	30%	24%
Net worth [§]		1,370		950
Net Debt [#]		188		126
Net Debt to Equity Ratio		0.14		0.13

Note: Above details are provided for better understanding of the performance of Residential & Industrial business of the Company and are not prepared in accordance with any Accounting Standards. The financial figures are not prepared or reviewed by independent auditor. Due care has been taken in compilation of the same by Management. All figures above are in Rs. cr, unless specified [#] Debt represents funding from Banks / FI's / Third Parties. Any contribution made by promoters / strategic partners is excluded. [§] Net-worth in each segment has been adjusted by including the contribution made by promoter/ strategic partners.

MLDL Leadership

MLDL LEADERSHIP | DIRECTORS



Mr. Ameet Hariani
Chairman and
Non-Executive,
Independent Director

- Holds master's degree in Law from the Mumbai University
- Member of Bombay Incorporated Law Society; Law Society of England & Wales; Law Society of Singapore; Bar Council of Maharashtra; Bombay Bar Association
- Holds Independent, Non-Executive Director positions in other listed and unlisted companies.



Dr. Anish Shah
Non-Executive,
Non-Independent Director

- Ph.D. - Carnegie Mellon's Tepper Business School, Masters degree from Carnegie Mellon and MBA - IIM-Ahmedabad
- Managing Director and CEO, Mahindra & Mahindra Ltd.
- Former President and Chief Executive Officer of GE Capital India.



Mr. Amit Kumar Sinha
Managing Director & Chief Executive
Officer

- Dual MBA (Finance and Strategy) from The Wharton School, University of Pennsylvania
- BE (Electrical and Electronics) from the Birla Institute of Technology, Ranchi
- Former President, Group Strategy Office, Mahindra and Mahindra
- Former Senior Partner and Director with Bain & Company.



Ms. Amrita Chowdhury
Non-Executive,
Independent Director

- B.Tech. - IIT Kanpur, MS-UC Berkeley, MBA-Carnegie Mellon-Tepper Business School
- Director of Gaia, an Urban Tech firm providing insights-as-a-service for Smart Sites and Smart Cities
- Holds 7 US patents for semi-conductor manufacturing. Author of two books.



Mr. Anuj Puri
Non-Executive,
Independent Director

- Chartered Accountant and Fellow of the Royal Institution of Chartered Surveyors, UK
- Chairman and Founder of ANAROCK.
- 'Awarded as 'Most Promising Business Leaders of Asia 2018-19' by Economic Times, 'Scroll of Honour' by Realty Plus Magazine and India Business Group Excellence Award 2019.



Ms. Asha Kharga
Non-Executive,
Non-Independent Director

- MBA in Marketing from Mumbai University
- Chief Customer & Brand Officer, M&M Ltd
- Recognized as India's Top 20 Most Influential Women in Marketing & Advertising, by Business World.



Ms. Rucha Nanavati
Non-Executive,
Non-Independent Director

- Master in Computer Science, Illinois Institute of Technology, Chicago, IL, USA & BE- Electronics and Communication
- Chief Information Officer, M&M Ltd
- Won Top Women in Grocery award in 2020 and CIO Powerlist award in 2022.

MLDL LEADERSHIP | MANAGEMENT



Ameet Hariani

Non-Executive Chairman



Amit Kumar Sinha

Managing Director &
Chief Executive Officer



Ashvin Iyengar

Chief Business
Officer - South



Jitesh Donga

Chief of Design



Parveen Mahtani

Chief Legal Officer



Rajaram Pai

Chief Business
Officer - Industrial



Sudharshan KR

Chief Project
Officer



Tanmoy Roy

Chief People
Officer



Vimal Agarwal

Chief Financial
Officer



Vimalendra Singh

Chief Business
Officer - West



Viral Oza

Chief Marketing
Officer

Thank You



Investor Relations Contact

Mr. Rabindra Basu

Head Investor Relations

Email: BASU.RABINDRA@mahindra.com

Mahindra Lifespace Developers Limited

CIN L45200MH1999PLC118949

5th Floor, Mahindra Towers, Worli, Mumbai – 400 018.

Tel: 022 6747 8600/ 6747 8601 | Fax: 022 2497 5084

For more details visit: mahindralifespaces.com

mahindra LIFESPACES

Classification of projects is as under:

a. Completed: projects where construction has been completed and occupancy certificates have been granted by the relevant authorities

b. Ongoing: projects where (i) all title or development rights, or other interest in the land is held either directly or indirectly by the Company/subsidiaries of the Company/joint ventures of the Company/consolidated partnership firms of the Company; (ii) if required, all land for the project has been converted for the intended use; (iii) the requisite approvals for commencement of construction have been obtained

c. Future Phases: projects in respect of which (i) all title or development rights or other interest in the land is held either directly or indirectly by the Company/subsidiaries of the Company/joint ventures of the Company/consolidated partnership firms of the Company; (ii) if required, applications have been made for conversion of use for the land for the intended use; (iii) preliminary management development plans are in place; and (iv) architects have been identified

d. Land inventory: land in which any of the Company/subsidiaries of the Company/joint ventures of the Company/consolidated partnership firms of the Company hold interest, but on which there is no planned development as on the date hereof

CDP	Climate Disclosure Project	MLDL	Mahindra Lifespace Developers Limited
DTA	Domestic Tariff Area	MMR	Mumbai Metropolitan Region
GRESB	Global Real Estate Sustainability Benchmark	MRDL	Mahindra Residential Developers Limited
GRI	Global Report Initiative	MSFT	Million Square Feet
IC & IC	Integrated Cities & Industrial Clusters	MWC	Mahindra World City
IFC	International Finance Corporation	MWCDL	Mahindra World City Developers Limited
IND AS	Indian Accounting Standards	MWCJL	Mahindra World City (Jaipur) Limited
M&M	Mahindra & Mahindra Limited	NCR	National Capital Region
MBDL	Mahindra Bloomdale Developers Limited	RIICO	Rajasthan State Industrial Development & Investment Corporation Ltd.
MHDL	Mahindra Happinest Developers Limited	SBTi	Science Based Target Initiative
MHPL	Mahindra Homes Private Limited	SEZ	Special Economic Zone
MIPCL	Mahindra Industrial Park Chennai Limited	TCFD	Task Force on Climate related Financial Disclosure
MIPPL	Mahindra Industrial Park Private Limited	TIDCO	Tamil Nadu Industrial Development Corporation Ltd.
MITL	Mahindra Integrated Township Limited	MLDL	Mahindra Lifespace Developers Limited