



Date: 12.02.2025

BSE Limited
Department of Corporate Services,
P. J. Towers, Dalal Street,
Mumbai - 400 001
Scrip Code: 544244

National Stock Exchange of India Limited
Exchange Plaza, 5th Floor, Plot No. C/1, G
Block, Bandra Kurla Complex, Bandra (East),
Mumbai – 400 051
Scrip Name: GALAPREC

Sub: Outcome of the Board Meeting held on Wednesday, February 12, 2025

Ref.: Our prior intimation dated Thursday, February 06, 2025 made pursuant to Regulation 29 of the Securities and Exchange Board of India (Listing Obligations and Disclosure Requirements) Regulations, 2015, as amended ("**SEBI Listing Regulations**").

Dear Sir/Madam,

Pursuant to Regulation 30 and 33 of SEBI Listing Regulations, we hereby inform that the Board of Directors of the Company at their meeting held today i.e. Wednesday, February 12, 2025, have inter alia, considered and approved the Unaudited Standalone and Consolidated Financial Results for the quarter and nine months ended December 31, 2024 upon the recommendation of Audit Committee. We have enclosed herewith a copy of the Unaudited Standalone & Consolidated Financial Results in the prescribed form along with Limited Review Report thereon received from the Statutory Auditors of the Company.

We have arranged publication of results in the newspapers as per Regulation 47 of SEBI Listing Regulations.

The Board Meeting of the Company commenced at 12:30 P.M. (IST) and concluded at 14.05 P.M(IST).

The above-mentioned updated information is also being uploaded on the Company's website.

Kindly take the same on record and acknowledge receipt.

Thanks & Regards,
For Gala Precision Engineering Limited

Pooja Ladha
Company Secretary and Compliance Officer
Membership No.: A59339
Encl: a/a

INDEPENDENT AUDITOR'S LIMITED REVIEW REPORT ON THE STANDALONE FINANCIAL RESULTS OF GALA PRECISION ENGINEERING LIMITED FOR THE QUARTER AND NINE MONTHS ENDED DECEMBER 31, 2024

To The Board of Directors of Gala Precision Engineering Limited

1. We have reviewed the accompanying statement of Unaudited Standalone Financial Results (“the Statement”) of Gala Precision Engineering Limited (“the Company”) for the quarter and nine months ended December 31, 2024 attached herewith, being submitted by the Company pursuant to the requirement of Regulation 33 of the SEBI (Listing Obligations and Disclosure Requirements) Regulations, 2015, as amended (“Listing Regulations”).

Attention is drawn to the fact that the figures for the corresponding quarter ended December 31, 2023 and for the corresponding period from April 01, 2023 to December 31, 2023, as reported in the statement have been approved by the Company’s Board of Directors, but have not been subjected to review since the requirement of submission of quarterly Standalone Financial Result is applicable on listing of the Company from the quarter ended June 30, 2024. The figures are as certified by Management.

2. This Statement is the responsibility of the Company’s Management and is approved by the Board of Directors. The statement, as it relates to the quarter and nine months ended December 31, 2024, has been prepared in accordance with recognition and measurement principles laid down in Indian Accounting Standard-34 “Interim Financial Reporting” prescribed under Section 133 of the Companies Act, 2013 read with relevant Rules issued there under and other accounting principles generally accepted in India and in compliance with the Regulation 33 of the Securities and Exchange Board of India (Listing Obligations and Disclosure Requirements) Regulations, 2015, as amended (“Listing Regulations”). Our responsibility is to issue a report on the statement based on our review.
3. We conducted our review of the statement in accordance with the Standard on Review Engagement (SRE) 2410 “*Review of Interim Financial Information Performed by the Independent Auditor of the Entity*”, issued by the Institute of Chartered Accountants of India. This standard requires that we plan and perform the review to obtain moderate assurance as to whether the statement is free of material misstatement. A review is substantially less in scope than an audit conducted in accordance with Standards on Auditing and consequently does not enable us to obtain assurance that we would become aware of all significant matters that might be identified in an audit. Accordingly, we do not express an audit opinion.
4. Based on our review conducted as stated above, nothing has come to our attention that causes us to believe that the accompanying statement, prepared in accordance with applicable Indian Accounting Standards prescribed under Section 133 of the Companies Act, 2013, read with relevant rules issued thereunder and other accounting practices and principles generally accepted in India, has not disclosed the information required to be disclosed in terms of Regulation 33 of the Listing Regulations, including the manner in which it is to be disclosed, or that it contains any material misstatement.


For SCA AND ASSOCIATES
Chartered Accountants
FRN 101174W

(SHIVRATAN AGARWAL)
Partner
M. No. 104180
UDIN: 25104180BMIVXV3861
Mumbai, February 12, 2025

Statement of Standalone unaudited financial results for the quarter and nine months ended December 31, 2024

(Rupees in Million, Except EPS)

Sr. No.	Particulars	Standalone Results					
		Quarter ended			Nine months		Year ended
		31-Dec-24	30-Sep-24	31-Dec-23	31-Dec-24	31-Dec-23	31-Mar-24
		Un-audited	Un-audited	Un-audited	Un-audited	Un-audited	Audited
			(Refer Note 3)		(Refer Note 3)		
I.	Revenue from operations	581.24	512.30	494.31	1,625.24	1,410.37	1,999.11
II.	Other income	21.66	0.91	2.72	28.83	16.76	22.90
III.	Total income	602.90	513.21	497.03	1,654.07	1,427.13	2,022.01
IV.	Expenses:						
	Cost of materials consumed	260.13	235.85	264.52	701.97	625.10	878.84
	Changes in inventories of finished goods, work-in-progress and stock-in-trade	(11.62)	(46.96)	(51.38)	(43.36)	(44.97)	(72.83)
	Employee benefits expense	79.38	70.14	61.71	216.35	178.57	238.36
	Finance costs	5.67	10.73	15.96	28.85	45.96	61.40
	Depreciation and amortisation expense	20.24	19.54	17.86	59.21	51.61	68.62
	Other expenses	176.49	160.61	145.13	471.96	389.98	559.59
	Total expenses	530.29	449.91	453.80	1,434.98	1,246.25	1,733.98
V.	Profit before exceptional and extraordinary items and tax	72.61	63.30	43.23	219.09	180.88	288.03
	Exceptional items (Refer Note 7)	-	-	(15.07)	-	(17.14)	(37.78)
VI.	Profit before extraordinary items and tax	72.61	63.30	28.16	219.09	163.74	250.25
	Extraordinary items	-	-	-	-	-	-
VII.	Profit before tax	72.61	63.30	28.16	219.09	163.74	250.25
VIII.	Tax expense:						
	(1) Current tax	13.53	15.92	19.68	50.35	41.27	61.28
	(2) Deferred tax	5.97	(4.83)	(27.47)	(0.08)	(24.49)	(28.43)
IX.	Profit for the period	53.11	52.21	35.95	168.82	146.96	217.40
X.	Profit before tax for the period from continuing operations	72.61	63.30	27.34	219.09	160.24	254.10
XI.	Tax Expense of continuing operations	19.50	11.09	(7.79)	50.27	16.78	31.00
XII.	Profit for the period from continuing operations	53.11	52.21	35.13	168.82	143.46	223.10
XIII.	Profit/(Loss) before tax for the period from discontinuing operations	-	-	0.82	-	3.50	(3.85)
XIV.	Tax Expense of discontinuing operations	-	-	0.82	-	3.50	(5.70)
XV.	Profit/(Loss) for the period from discontinuing operations	-	-	0.82	-	3.50	(5.70)
XVI.	Other Comprehensive income						
	(a) The items that will not be reclassified to profit and loss	0.83	(2.10)	(0.78)	(1.61)	(3.58)	0.67
	(b) Income tax relating to items that will not be reclassified to profit and loss	(0.21)	0.53	0.20	0.41	0.90	(0.17)
XVII.	Total Comprehensive income for the period	53.73	50.64	35.37	167.62	144.28	217.89
XVIII.	Paid up equity share capital (Face value of Re. 10/- each)						101.11
XIX.	Other Equity						942.70
XX.	Earnings per equity share:						
	a) From continuing operations						
	(1) Basic (Refer note 2)	4.75	4.80	3.48	15.09	14.21	21.70
	(2) Diluted (Refer Note 6)	4.62	4.64	3.43	14.68	14.00	21.39
	b) From discontinuing operations						
	(1) Basic (Refer note 2)	-	-	0.08	-	0.35	(0.20)
	(2) Diluted (Refer Note 6)	-	-	0.08	-	0.34	(0.19)



Statement of Standalone unaudited financial results for the quarter and nine months ended December 31, 2024

Notes:

- The above standalone financial results for the quarter and nine months ended December 31, 2024 were reviewed by the Audit Committee and approved by the Board of Directors at their meeting held on February 12, 2025. The same have also been subjected to Limited Review by the Statutory Auditors.
- The equity shares of the Company had been listed on National Stock Exchange ("NSE") and on BSE Limited ("BSE") on September 09, 2024 by completing Initial Public Offer ("the IPO") of 31,74,416 equity shares of face value of Rs. 10 each at an issue price of Rs. 529 per equity share (including share premium of Rs. 519 per equity share) consisting of a fresh issue of 25,58,416 equity shares and an offer for sale of 6,16,000 equity shares

The Company has incurred Rs. 175.01 million (Estimated - Rs. 172.38 Million) as IPO related expenses and allocated such expenses between the Company (Rs. 141.05 million has been adjusted o the securities premium account) and selling shareholders (Rs. 33.96 million) in proportion to the equity shares allotted to the public as fresh issue by the Company and under the offer for sale by selling sharcholders respectively. The Company has an amount of Rs. 1212.35 million (net of IPO expenses of Rs. 141.05 million) from proceeds out of fresh issue of equity shares. The utilisation of the net IPO proceeds is summarised below

Objects of the issue as per prospectus	Amount proposed in offer document	Actual Net Proceeds	Amount Utilised till 31st December, 2024	Amount Unutilised as on 31st December 2024*
a) Setting up a new facility at Vallam-Vadagal, SIPCOT, Sriperumbuddur, Tamil Nadu for manufacturing high tensile fasteners and hex bolts	370.00	370.00	97.45	272.55
b) Funding capital expenditure requirements towards purchase of equipment, plant and machinery at Wada, Palghar, Maharashtra	110.69	110.69	19.33	91.36
c) Repayment/ prepayment, in full or part, of certain borrowings availed by our Company	454.30	454.30	454.30	-
d) General corporate purposes**	277.36	277.36	3.06	274.30
Total	1,212.35	1,212.35	574.14	638.21

* Out of Net IPO proceeds which were unutilised as on 31st December, 2024, amount of RS. 635 million has been temporarily invested in fixed deposits and Rs. 3.20 Million is lying in monitoring account

** The Company has incurred 1.78 Million IPO expense (i.e. Share of Company) in excess of the estimated which has been adjusted from the net issue proceeds

- 'The standalone financial results for the quarter and nine months ended 31 December 2023 have not been subject to limited review or audit. However, the management has excrcised necessary diligence to ensure that the financial results for this quarterand nine months period provide true and fair view of the Company's affairs.




Statement of Standalone unaudited financial results for the quarter and nine months ended December 31, 2024

- 4 The Company is engaged in the manufacture and sales of Springs, parts, fasteners and assemblies. The company was also engaged in surface engineering solutions which was declared as 'discontinuing operations' during the financial year 2023-24. The management does not identify surface engineering solutions as a significant segment now and revenues, results and assets does not meet the criteria specified for reportable segment prescribed in Ind AS 108. Accordingly, the company operates in one single segment
- 5 These financial results have been prepared in accordance with the recognition and measurement principles laid down in the Ind AS - 34 "Interim Financial Reporting" prescribed under Section 133 of the Companies Act, 2013 read with the rules thereunder and in terms of SEBI Circular dated July 05,2016.
- 6 During the quarter ended 30th September 2024, the company has announced Employee Stock Option Plan 2024 (ESOP Scheme) which has been approved by shareholders of the company at the general meeting held as on 8th July 2024. The Maximum number of employees stock options under this scheme shall not exceed 3,00,000 employee stock options where one employee stock option would convert into one equity share of face value of Rs. 10 each. Under this scheme, 3,00,000 options has been granted to the eligible employee of the company at the exercise price of Rs.530 per option. The expected life of the options is 5 years
- 7 Exceptional Items for the quarter and nine months ended 31st December, 2023 pertains to expenses relating to bad debts written off in respect of receivable from Foreign Subsidiary.
- 8 The figures for the previous periods/year have been regrouped/restated where necessary.

Place: Mumbai
Date: 12 Feb 2025



By Order of the Board


Kirit V. Gala
Chairman and Managing Director
Din No:01540274

INDEPENDENT AUDITOR’S LIMITED REVIEW REPORT ON CONSOLIDATED FINANCIAL RESULTS OF GALA PRECISION ENGINEERING LIMITED FOR THE QUARTER AND NINE MONTHS ENDED DECEMBER 31, 2024

To The Board of Directors of Gala Precision Engineering Limited

1. We have reviewed the accompanying Statement of Unaudited Consolidated Financial Results (“the Statement”) of Gala Precision Engineering Limited (hereinafter referred to as “the Holding Company”) and its subsidiaries (the Holding Company and its Subsidiaries together referred to as “the Group”), for the quarter and nine months ended December 31, 2024, being submitted by the Holding Company pursuant to the requirements of Regulation 33 of the SEBI (Listing Obligations and Disclosure Requirements) Regulations, 2015 as amended (“Listing Regulations”).

Attention is drawn to the fact that the figures for the corresponding quarter ended December 31, 2023 and for the corresponding period from April 01, 2023 to December 31, 2023, as reported in the statement have been approved by the Holding Company’s Board of Directors, but have not been subjected to review since the requirement of submission of quarterly Consolidated Financial Result is applicable on listing of the Company from the quarter ended June 30, 2024. The figures are as certified by Management.

2. This Statement is the responsibility of the Holding Company’s Management and is approved by the Holding Company’s Board of Directors. The statement, as it relates to the quarter and nine months ended December 31, 2024, has been prepared in accordance with recognition and measurement principles laid down in Indian Accounting Standard 34 “Interim Financial Reporting” prescribed under Section 133 of the Companies Act, 2013 read with relevant Rules issued there under and other accounting principles generally accepted in India and in compliance with the Regulation 33 of the Listing Regulations. Our responsibility is to issue a report on the statement based on our review.
3. We conducted our review of the statement in accordance with the Standard on Review Engagement (SRE) 2410 “Review of Interim Financial Information Performed by the Independent Auditor of the Entity”, issued by the Institute of Chartered Accountants of India. A review of interim financial information consists of making enquires, primarily of persons responsible for financial and accounting matters and applying analytical and other review procedures. A review is substantially less in scope than an audit conducted in accordance with Standards on Auditing and consequently does not enable us to obtain assurance that we would become aware of all significant matters that might be identified in an audit. Accordingly, we do not express an audit opinion.

We also performed procedures in accordance with the Circular issued by the Securities and Exchange Board of India under Regulation 33(8) of the SEBI (Listing Obligations and Disclosure Requirements) Regulations, 2015 as amended, to the extent applicable.

4. The statements include the results of the following entities:

Name of the Entity	Relationship
Gala Precision Engineering Limited	Holding Company
Gala Springs LLP	Subsidiary

Gala Precision Components
(Shanghai) Private Limited, China

Step Down Subsidiary

5. Based on our review conducted as stated in paragraph 3 above, nothing has come to our attention that causes us to believe that the accompanying statement, prepared in accordance with applicable Indian Accounting Standards prescribed under Section 133 of the Companies Act, 2013, read with relevant rules issued thereunder and other accounting practices and principles generally accepted in India, has not disclosed the information required to be disclosed in terms of Regulation 33 of the Listing Regulations, including the manner in which it is to be disclosed, or that it contains any material misstatement.
6. The statement includes the results of two subsidiaries, whose interim financial results/information reflects total revenues of Rs NIL and Rs NIL (before consolidation adjustments) and total net profit/(loss) after tax of Rs.(0.74) million and Rs. (2.45) millions (before consolidation adjustments) for the quarter ended December 31, 2024 and for the period April 01, 2024 to December 31, 2024 respectively, which have not been reviewed. These interim financial results and other financial information have been certified by the management of the Holding Company. According to the information and explanations given to us by the Management, these interim financial results and financial information are not material to the group.
Our conclusion on the statement is not modified in respect of the above matter.

For SCA AND ASSOCIATES
Chartered Accountants
FRN 101174W

(SHIVRATAN AGARWAL)
Partner
M. No. 104180
UDIN: 25104180BMIVXW5488
Mumbai, February 12, 2025

Statement of Consolidated Financial Results for the Quarter & Nine Months ended December 31, 2024

(Rupees in Million, Except EPS)

Sr. No.	Particulars	Consolidated Results					
		Quarter ended			Nine Months ended		Year ended
		31-Dec-24	30-Sep-24	31-Dec-23	31-Dec-24	31-Dec-23	31-Mar-24
		Un-audited	Un-audited	Un-audited	Un-audited	Un-audited	Audited
			Refer Note 3		Refer Note 3		
I.	Revenue from operations	581.24	512.30	494.62	1,625.24	1,451.43	2,025.46
II.	Other income	21.66	0.91	4.31	28.83	14.04	18.32
III.	Total income	602.90	513.21	498.93	1,654.07	1,465.47	2,043.78
IV.	Expenses:						
	Cost of materials consumed	260.14	235.85	263.15	701.97	661.29	900.30
	Changes in inventories of finished goods, work-in-progress and stock-in-trade	(11.62)	(46.96)	(51.38)	(43.36)	(44.97)	(72.83)
	Employee benefits expense	79.38	70.14	61.60	216.35	187.92	247.75
	Finance costs	5.67	10.73	15.95	28.85	45.96	61.40
	Depreciation and amortisation expense	20.24	19.54	17.86	59.21	51.61	68.62
	Other expenses	176.15	159.47	147.42	470.59	394.93	562.66
	Total expenses	529.96	448.77	454.60	1,433.61	1,296.74	1,767.90
V.	Profit before exceptional and extraordinary items and tax	72.94	64.44	44.33	220.46	168.73	275.88
	Exceptional items (Refer Note 7)	(0.56)	(0.90)	6.32	(1.97)	1.57	(23.09)
VI.	Profit before extraordinary items and tax	72.38	63.54	50.65	218.49	170.30	252.79
	Extraordinary items	-	-	-	-	-	-
VII.	Profit before tax	72.38	63.54	50.65	218.49	170.30	252.79
VIII.	Tax expense:						
	(1) Current tax	13.53	15.92	19.68	50.35	41.27	61.28
	(2) Deferred tax	5.97	(4.82)	(26.76)	(0.08)	(24.49)	(28.42)
IX.	Profit for the period	52.88	52.44	57.73	168.22	153.52	219.93
X.	Profit before tax for the period from continuing operations	72.38	63.54	49.83	218.49	166.80	3.85
XI.	Tax Expense of continuing operations	19.50	11.10	(7.08)	50.27	41.27	59.43
XII.	Profit for the period from continuing operations	52.88	52.44	56.92	168.22	125.53	(55.58)
XIII.	Profit/(Loss) before tax for the period from discontinuing operations	-	-	0.82	-	3.50	(3.85)
XIV.	Tax Expense of discontinuing operations	-	-	-	-	-	1.85
XV.	Profit/(Loss) for the period from discontinuing operations	-	-	0.82	-	3.50	(5.70)
	Non-Controlling Interest	(0.06)	(0.09)	(1.28)	(0.20)	(1.30)	(3.40)
XVI.	Net Profit after taxes, minority interest	52.94	52.53	59.01	168.42	154.82	223.33
XVII.	Other Comprehensive income						
	(a) The items that will not be reclassified to profit and loss	0.83	(2.10)	(0.78)	(1.61)	(3.58)	0.67
	(b) Income tax relating to items that will not be reclassified to profit and loss	(0.21)	0.53	0.20	0.41	0.90	(0.17)
	(c) Items that will be reclassified to Profit or Loss	(0.24)	3.38	4.53	2.31	5.23	4.36
XVIII.	Total Comprehensive income for the period	53.32	54.34	62.96	169.53	157.37	228.19
XIX.	Paid up equity share capital (Face value of Re. 10/- each)						101.11
XX.	Other Equity						946.73
XXI.	Earnings per equity share:						
	a) From continuing operations						
	(1) Basic (Refer note 2)	4.72	5.03	5.64	15.05	12.43	22.28
	(2) Diluted (Refer Note 4)	4.60	4.92	5.56	14.64	12.25	21.97
	b) From discontinuing operations						
	(1) Basic (Refer note 2)	-	-	0.08	-	0.35	(0.20)
	(2) Diluted (Refer Note 4)	-	-	0.08	-	0.34	(0.19)



Notes :

- 1 The above consolidated financial results for the quarter and nine months ended December 31, 2024 were reviewed by the Audit Committee and approved by the Board of Directors at their meeting held on February 12, 2025. The same have also been subjected to Limited Review by the Statutory Auditors.
- 2 The equity shares of the Holding Company had been listed on National Stock Exchange ("NSE") and on BSE Limited ("BSE") on September 09, 2024 by completing Initial Public Offer ("the IPO") of 31,74,416 equity shares of face value of Rs. 10 each at an issue price of Rs. 529 per equity share (including share premium of Rs. 519 per equity share) consisting of a fresh issue of 25,58,416 equity shares and an offer for sale of 6,16,000 equity shares


The Holding Company has incurred Rs. 175.01 million (Estimated - Rs. 172.38 Million) as IPO related expenses and allocated such expenses between the Company (Rs. 141.05 million has been adjusted to the securities premium account) and selling shareholders (Rs. 33.96 million) in proportion to the equity shares allotted to the public as fresh issue by the Company and under the offer for sale by selling shareholders respectively. The Holding Company has an amount of Rs. 1212.35 million (net of IPO expenses of Rs. 141.05 million) from proceeds out of fresh issue of equity shares. The utilisation of the net IPO proceeds is summarised below

Objects of the issue as per prospectus	Amount proposed in offer document	Actual Net Proceeds	Amount Utilised till 31st December, 2024	Amount Unutilised as on 31st December 2024*
a) Setting up a new facility at Vallam-Vadagal, SIPCOT, Sriperumbuddur, Tamil Nadu for manufacturing high tensile fasteners and hex bolts	370.00	370.00	97.45	272.55
b) Funding capital expenditure requirements towards purchase of equipment, plant and machinery at Wada, Palghar, Maharashtra	110.69	110.69	19.33	91.36
c) Repayment/ prepayment, in full or part, of certain borrowings availed by our Company	454.30	454.30	454.30	-
d) General corporate purposes**	277.36	277.36	3.06	274.30
Total	1,212.35	1,212.35	574.14	638.21

* Out of Net IPO proceeds which were unutilised as on 31st December, 2024, amount of RS. 635 million has been temporarily invested in fixed deposits and Rs. 3.20 Million is lying in monitoring account


** The Holding Company has incurred 1.78 Million IPO expense (i.e. Share of Company) in excess of the estimated which has been adjusted from the net issue proceeds

- 3 'The consolidated financial results for the quarter and nine months ended 31 December 2023 have not been subject to limited review or audit. However, the management has exercised necessary diligence to ensure that the financial results for this quarter and nine months period provide true and fair view of the Group's affairs.




- 4 During the quarter ended 30th September 2024, the holding company has announced Employee Stock Option Plan 2024 (ESOP Scheme) which has been approved by shareholders of the company at the general meeting held as on 8th July 2024. The Maximum number of employees stock options under this scheme shall not exceed 3,00,000 employee stock options where one employee stock option would convert into one equity share of face value of Rs. 10 each. Under this scheme, 3,00,000 options has been granted to the eligible employee of the company at the exercise price of Rs.530 per option. The expected life of the options is 5 years
- 5 The Group is engaged in the manufacture and sales of Springs, parts, fasteners and assemblies. The Group was also engaged in surface engineering solutions which was declared as 'discontinuing operations' during the financial year 2023-24. The Group management does not identify surface engineering solutions as a significant segment now and revenues, results and assets does not meet the criteria specified for reportable segment prescribed in Ind AS 108. Accordingly, the Group operates in one single segment
- 6 The Group's foreign subsidiary, Gala China, is in the process of closure, with necessary regulatory and legal formalities in progress. Management believes that the closure will not have a material impact on the financial results.
- 7 These financial results have been prepared in accordance with the recognition and measurement principles laid down in the Ind AS - 34 "Interim Financial Reporting" prescribed under Section 133 of the Companies Act, 2013 read with the rules thereunder and in terms of SEBI Circular dated July 05,2016.
- 8 Exceptional Items includes expenses relating to winding up of Foreign subsidiary for all period presented.
- 9 The figures for the previous periods/year have been regrouped/restated where necessary.

Place: Mumbai
Date 12-Feb-25



By Order of the Board


Kunt V. Gala
Chairman and Managing Director
DIN No: 01540274