

September 18, 2023

BSE Limited Phiroze Jeejeebhoy Towers, Dalal Street, Fort, Mumbai - 400 001 BSE Scrip Code: 532749	National Stock Exchange of India Limited Exchange Plaza, C-1, Block G Bandra Kurla Complex Bandra (East), Mumbai - 400 051 NSE Symbol: ALLCARGO
--	---

Sub: Monthly Operational Update

Dear Sir/Madam,

In accordance with Securities and Exchange Board of India (Listing Obligations and Disclosure Requirements) Regulation, 2015 and Code of Practices and Procedures for Fair Disclosure of Unpublished Price Sensitive Information in terms of Regulation 8 of Securities and Exchange Board of India (Prohibition of Insider Trading) Regulations, 2015, we are enclosing herewith a copy of key business parameters for the month ended August 2023.

The given information is as per limited review by the Management. This is for the information of your members and the public at large.

The aforesaid information shall be made available on the Company's website at www.allcargologistics.com.

Kindly take the above on record.

Thanking you,

Yours faithfully,

For Allcargo Logistics Limited

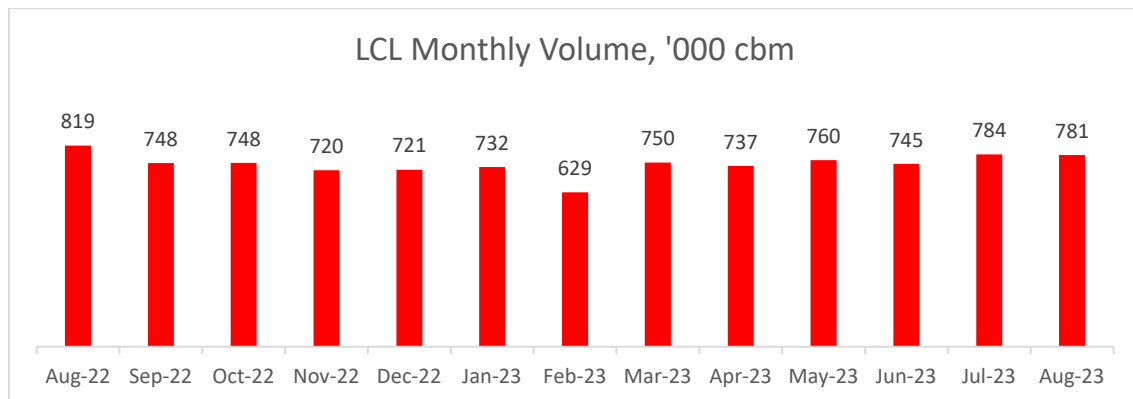
Devanand Mojindra
Company Secretary & Compliance Officer

Encl: a/a

Allcargo International Supply Chain (ISC) Monthly Operational Update

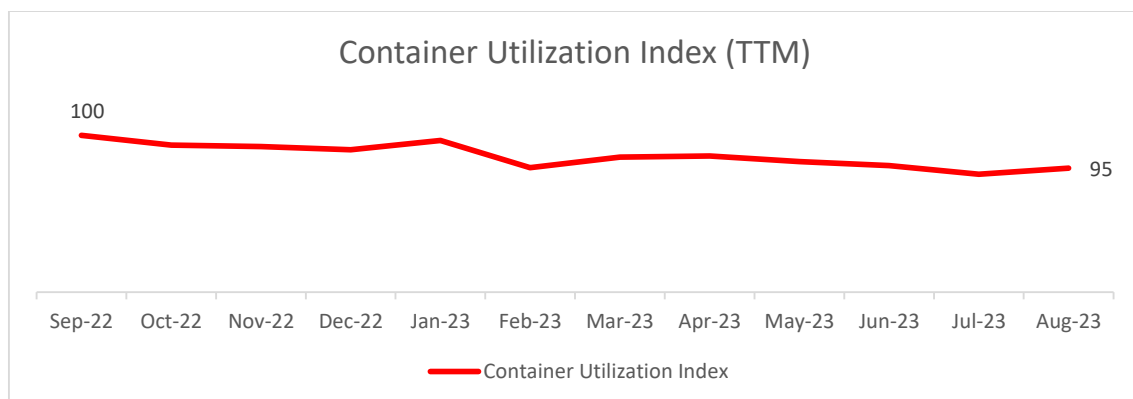
LCL operations:

- LCL volume for the month of August 2023 was down 5% as compared to August 2022 and flat as compared to July 2023. January 2023 onwards, the volume includes ~1.5% contribution from the new acquisition in Germany.
- Our focus on market share continues amidst increased competition but overall demand remains muted. Our near-term expectation of a muted demand outlook along with softer yields remains intact.
- Sequentially, we saw minor improvement in Canada and India while APAC, Europe, and Middle East and Africa regions saw muted growth.



Note: Jan 2023 onwards volumes include recently acquired German entity

- **Container utilization:** Container utilization continues to remain soft, reflecting lower volumes on a YoY basis; however, the index appears better Y-o-Y vs. our last update as the base period has improved marginally. Sequentially, it has remained rangebound post Chinese New Year.



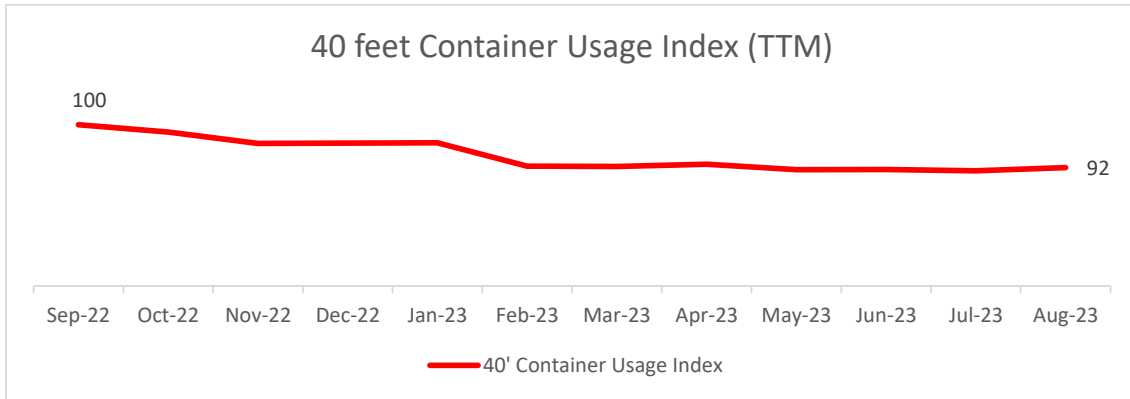
Note: The Index shows Container utilization (Cbm/TeU) levels rebased as Sep 2022 = 100

ALLCARGO LOGISTICS LIMITED

Allcargo House, 6th Floor, CST Road, Kalina, Santacruz (E), Mumbai - 400 098. Maharashtra. India.

T: +91 22 6679 8110 | www.allcargologistics.com | CIN: L63010MH2004PLC073508 | GSTN: 27AACCA2894D1ZS

- **40 feet ratio:** 40 feet container usage has remained rangebound since Chinese New Year. Decline in the 40 feet ratio was more pronounced in intra-Asia routes.



Note: The Index shows 40 feet Container usage (number of 40 feet containers as % of total containers used) levels rebased as Sep 2022 = 100

FCL operations:

- FCL volume for the month of August 2023 was up 2% as compared to August 2022 and up 2% as compared to July 2023.
- At a regional level, on a sequential basis, we saw improvement in APAC, LATAM, and Middle East and Africa.

