



Nilkamal Limited



Head Office : Nilkamal House, 77/88, Road No.13/14, M.I.D.C., Andheri (East), Mumbai - 400 093, INDIA. Tel. : (91-22) 4235 8888

Material Handling Division : Fax : (91-22) 2836 1923 ● E-mail : marketing@nilkamal.com

Furniture Division : Fax : (91-22) 2835 3556 ● E-mail : furniture@nilkamal.com

@home Division : Fax : (91-22) 2837 2787 ● E-mail : connect@at-home.co.in ● Visit us at : www.nilkamal.com ● Visit us at : www.at-home.co.in

Date: 10-11-2022

Ref: BOD/NOVEMBER/2022

To,
The Secretary
BSE Limited,
Phiroze Jeejeebhoy Towers
Dalal Street, Mumbai-400 001.

To,
The Secretary
National Stock Exchange of India Limited,
Exchange Plaza, 5th Floor, Plot No. C/1, G
Block, Bandra Kurla Complex, Bandra East,
Mumbai-400 051.

SCRIPT CODE : 523385

SYMBOL : NILKAMAL

Dear Sir,

Sub: Outcome of Board Meeting held on 10th November, 2022 and Press Release on Financial Results (Standalone & Consolidated) for the second quarter and half year ended 30th September, 2022.

On the captioned subject, we would like to inform you that the Board of Directors of the Company at its meeting held on 10th November, 2022 (commenced at 11.30 a. m. and concluded at 01.20 p.m.) have approved and taken on record the Unaudited Standalone and Consolidated Financial Results, alongwith the Limited review report by the Auditors for the second quarter and half year ended 30th September, 2022.

The Unaudited Standalone and Consolidated Financial Results, alongwith Limited Review Report, as aforesaid and the Press Release on results for the second quarter and half year ended 30th September, 2022 are enclosed herewith.

You are requested to take the same on records pursuant to Regulation 30 & 33 SEBI (Listing Obligations and Disclosure Requirements) Regulations, 2015.

Thanking you,
Yours faithfully,
For Nilkamal Limited

Priti Dave
(Company Secretary)

Encl: a.a.





NILKAMAL LIMITED

Registered Office: Survey No. 354/2 and 354/3 , Near Rakholi Bridge,

Silvassa-Khanvel Road, Village Vasona, Silvassa (D & N H).
Website : www.nilkamal.com Email : investor@nilkamal.com

CIN:L25209DN1985PLC000162



UNAUDITED FINANCIAL RESULTS FOR THE QUARTER AND HALF YEAR ENDED 30TH SEPTEMBER, 2022

(₹ In Lakhs)

Standalone						Sr. No	Particulars	Consolidated					
Quarter Ended 30/09/2022	Quarter Ended 30/06/2022	Quarter Ended 30/09/2021	Half Year Ended 30/09/2022	Half Year Ended 30/09/2021	Previous Year Ended 31/03/2022			Quarter Ended 30/09/2022	Quarter Ended 30/06/2022	Quarter Ended 30/09/2021	Half Year Ended 30/09/2022	Half Year Ended 30/09/2021	Previous Year Ended 31/03/2022
Unaudited	Unaudited	Unaudited	Unaudited	Unaudited	Audited			Unaudited	Unaudited	Unaudited	Unaudited	Unaudited	Audited
76,053.40	70,495.18	68,900.67	1,46,548.58	1,13,879.31	2,47,547.62	1	Income						
454.64	259.43	101.34	714.07	367.57	1,848.75		(a) Revenue from Operations	80,775.50	73,993.90	73,937.82	1,54,769.40	1,23,164.42	2,73,008.93
							(b) Other Income	222.24	252.31	109.70	474.55	311.66	1,186.42
76,508.04	70,754.61	69,002.01	1,47,262.65	1,14,246.88	2,49,396.37		Total Income	80,997.74	74,246.21	74,047.52	1,55,243.95	1,23,476.08	2,74,195.35
						2	Expenses						
32,908.90	30,196.81	30,532.74	63,105.71	52,502.42	1,10,556.27		(a) Cost of materials consumed	35,797.79	31,774.90	34,852.26	67,572.69	58,754.62	1,25,207.22
16,263.31	14,528.64	12,419.83	30,791.95	21,132.17	48,093.89		(b) Purchase of stock-in-trade	16,610.22	14,431.17	12,047.64	31,041.39	21,614.65	49,946.69
(2,565.76)	(1,001.26)	(171.74)	(3,567.02)	(4,242.94)	(7,934.31)		(c) Changes in inventories of finished goods, work-in-progress and stock-in-trade	(3,235.94)	(873.26)	(1,357.69)	(4,109.20)	(5,793.74)	(9,031.59)
5,196.68	4,954.47	4,505.33	10,151.15	8,694.37	17,614.17		(d) Employee benefits expense	5,654.25	5,407.12	5,028.23	11,061.37	9,710.79	19,671.59
873.77	789.63	653.34	1,663.40	1,329.81	2,794.98		(e) Finance Cost	932.75	848.53	665.57	1,781.28	1,349.31	2,839.88
2,684.64	2,614.67	2,375.38	5,299.31	4,653.23	9,690.32		(f) Depreciation and amortisation expense	2,843.12	2,731.13	2,488.83	5,574.25	4,881.20	10,102.06
18,122.50	15,249.81	14,995.45	33,372.31	26,111.49	58,181.15		(g) Other expenses	19,349.55	16,383.26	16,665.24	35,732.81	29,182.79	65,081.33
73,484.04	67,332.77	65,310.33	1,40,816.81	1,10,180.55	2,38,996.47		Total Expenses	77,951.74	70,702.85	70,390.08	1,48,654.59	1,19,699.62	2,63,817.18
3,024.00	3,421.84	3,691.68	6,445.84	4,066.33	10,399.90	3	Profit before exceptional items and Tax (1-2)	3,046.00	3,543.36	3,657.44	6,589.36	3,776.46	10,378.17
-	-	-	-	-	-	4	Exceptional Items	-	-	-	-	-	-
3,024.00	3,421.84	3,691.68	6,445.84	4,066.33	10,399.90	5	Profit before Tax (3-4)	3,046.00	3,543.36	3,657.44	6,589.36	3,776.46	10,378.17
-	-	-	-	-	-	6	Share of Profit of Joint Ventures	166.60	185.56	108.16	352.16	166.89	569.69
3,024.00	3,421.84	3,691.68	6,445.84	4,066.33	10,399.90	7	Profit before Tax (5 + 6)	3,212.60	3,728.92	3,765.60	6,941.52	3,943.35	10,947.86
748.89	847.22	956.21	1,596.11	1,041.66	2,470.68	8	Tax Expense	819.29	865.75	937.85	1,685.04	947.06	2,605.65
2,275.11	2,574.62	2,735.47	4,849.73	3,024.67	7,929.22	9	Net Profit after Tax (7-8)	2,393.31	2,863.17	2,827.75	5,256.48	2,996.29	8,342.21




Standalone						Sr. No	Particulars	Consolidated					
Quarter Ended 30/09/2022	Quarter Ended 30/06/2022	Quarter Ended 30/09/2021	Half Year Ended 30/09/2022	Half Year Ended 30/09/2021	Previous Year Ended 31/03/2022			Quarter Ended 30/09/2022	Quarter Ended 30/06/2022	Quarter Ended 30/09/2021	Half Year Ended 30/09/2022	Half Year Ended 30/09/2021	Previous Year Ended 31/03/2022
Unaudited	Unaudited	Unaudited	Unaudited	Unaudited	Audited			Unaudited	Unaudited	Unaudited	Unaudited	Unaudited	Audited
					219.14	10	Other Comprehensive Income (net of tax)						
-	-	-	-	-	-		-Items that will not be reclassified to Profit or loss	3.29	-	-	3.29	-	228.46
-	-	-	-	-	(55.15)		-Income tax effect on above	(0.83)	-	-	(0.83)	-	(57.50)
(9.83)	24.60	6.25	14.77	10.71	80.22		-Items that will be reclassified to Profit or loss	38.81	(162.07)	(16.28)	(123.26)	3.58	(748.97)
2.47	(6.19)	(1.58)	(3.72)	(2.70)	(20.19)		-Income tax effect on above	2.47	(6.19)	(1.58)	(3.72)	(2.70)	(20.19)
							Share of Other Comprehensive Income in Joint Venture	-	-	-	-	-	(0.12)
(7.36)	18.41	4.67	11.05	8.01	224.02		Total Other Comprehensive Income (net of tax)	43.74	(168.26)	(17.86)	(124.52)	0.88	(598.32)
2,267.75	2,593.03	2,740.14	4,860.78	3,032.68	8,153.24	11	Total Comprehensive Income (net of tax) (9+10)	2,437.05	2,694.91	2,809.89	5,131.96	2,997.17	7,743.89
						12	Profit for the year attributable to :						
2,275.11	2,574.62	2,735.47	4,849.73	3,024.67	7,929.22		Equity Shareholder of the Company	2,390.07	2,866.18	2,826.40	5,256.25	2,994.62	8,335.01
-	-	-	-	-	-		Non-Controlling Interests	3.24	(3.01)	1.35	0.23	1.67	7.20
(7.36)	18.41	4.67	11.05	8.01	224.02		Other Comprehensive income (net of tax) attributable to:						
-	-	-	-	-	-		Equity Shareholder of the Company	43.74	(168.26)	(17.86)	(124.52)	0.88	(598.32)
-	-	-	-	-	-		Non-Controlling Interests	-	-	-	-	-	-
2,267.75	2,593.03	2,740.14	4,860.78	3,032.68	8,153.24		Total Comprehensive income attributable to:						
-	-	-	-	-	-		Equity Shareholder of the Company	2,433.81	2,697.92	2,808.54	5,131.73	2,995.50	7,736.69
1,492.25	1,492.25	1,492.25	1,492.25	1,492.25	1,492.25	13	Non-Controlling Interests	3.24	(3.01)	1.35	0.23	1.67	7.20
							Paid-up Equity Share Capital (Face Value of ₹ 10/- per Share)	1,492.25	1,492.25	1,492.25	1,492.25	1,492.25	1,492.25
					1,10,489.67	14	Other Equity						1,18,659.04
15.25	17.25	18.33	32.50	20.27	53.14	15	Earnings Per Share (EPS)						
							(a) Basic and diluted EPS before exceptional Item for the period (₹)	16.02	19.21	18.94	35.22	20.07	55.86
15.25	17.25	18.33	32.50	20.27	53.14		(b) Basic and diluted EPS after exceptional Item for the period (₹)	16.02	19.21	18.94	35.22	20.07	55.86



SEGMENT WISE REVENUE, RESULTS AND CAPITAL EMPLOYED

(₹ In Lakhs)


Standalone						Sr. No	Particulars	Consolidated					
Quarter Ended 30/09/2022	Quarter Ended 30/06/2022	Quarter Ended 30/09/2021	Half Year Ended 30/09/2022	Half Year Ended 30/09/2021	Previous Year Ended 31/03/2022			Quarter Ended 30/09/2022	Quarter Ended 30/06/2022	Quarter Ended 30/09/2021	Half Year Ended 30/09/2022	Half Year Ended 30/09/2021	Previous Year Ended 31/03/2022
Unaudited	Unaudited	Unaudited	Unaudited	Unaudited	Audited		Unaudited	Unaudited	Unaudited	Unaudited	Unaudited	Audited	
						1	Segment Revenue						
70,299.60	65,052.34	63,932.57	1,35,351.94	1,07,128.83	2,31,206.88		(a) Plastics	75,021.70	68,551.06	68,969.72	1,43,572.76	1,16,413.94	2,56,668.19
6,333.60	5,993.25	5,237.90	12,326.85	7,105.18	17,650.09		(b) Lifestyle Furniture, Furnishings & Accessories	6,333.60	5,993.25	5,237.90	12,326.85	7,105.18	17,650.09
76,633.20	71,045.59	69,170.47	1,47,678.79	1,14,234.01	2,48,856.97		Total	81,355.30	74,544.31	74,207.62	1,55,899.61	1,23,519.12	2,74,318.28
579.80	550.41	269.80	1,130.21	354.70	1,309.35		Less: Inter Segment Revenue	579.80	550.41	269.80	1,130.21	354.70	1,309.35
76,053.40	70,495.18	68,900.67	1,46,548.58	1,13,879.31	2,47,547.62		Revenue from operations	80,775.50	73,993.90	73,937.82	1,54,769.40	1,23,164.42	2,73,008.93
						2	Segment Results						
3,793.53	4,252.27	4,368.11	8,045.80	6,133.60	13,633.73		(a) Plastics	4,084.51	4,432.69	4,346.10	8,517.20	5,932.95	14,409.85
159.08	130.65	178.02	289.73	(530.19)	(322.59)		(b) Lifestyle Furniture, Furnishings & Accessories	159.08	130.65	178.02	289.73	(530.19)	(322.59)
3,952.61	4,382.92	4,546.13	8,335.53	5,603.41	13,311.14		Total	4,243.59	4,563.34	4,524.12	8,806.93	5,402.76	14,087.26
873.77	789.63	653.34	1,663.40	1,329.81	2,794.98		Less:						
54.84	171.45	201.11	226.29	207.27	116.26		Interest & Finance Charges	932.75	848.53	665.57	1,781.28	1,349.31	2,839.88
							Other Un-allocable expenditure net of un-allocable income	264.84	171.45	201.11	436.29	276.99	869.21
3,024.00	3,421.84	3,691.68	6,445.84	4,066.33	10,399.90		Total Profit before Tax	3,046.00	3,543.36	3,657.44	6,589.36	3,776.46	10,378.17
						3	Segment Assets						
1,63,056.21	1,55,637.68	1,41,055.57	1,63,056.21	1,41,055.57	1,52,111.55		(a) Plastics	1,80,974.80	1,72,697.53	1,58,006.53	1,80,974.80	1,58,006.53	1,68,302.33
16,762.11	16,773.38	15,577.68	16,762.11	15,577.68	15,877.79		(b) Lifestyle Furniture, Furnishings & Accessories	16,762.11	16,773.38	15,577.68	16,762.11	15,577.68	15,877.79
10,487.94	10,948.18	9,746.99	10,487.94	9,746.99	14,302.46		(c) Unallocable	6,881.20	7,801.74	6,241.79	6,881.20	6,241.79	11,148.45
						4	Segment Liabilities						
42,945.58	37,472.66	38,369.66	42,945.58	38,369.66	40,386.69		(a) Plastics	46,886.31	41,223.50	42,429.49	46,886.31	42,429.49	44,196.13
11,807.36	12,474.71	12,034.51	11,807.36	12,034.51	12,057.45		(b) Lifestyle Furniture, Furnishings & Accessories	11,807.36	12,474.71	12,034.51	11,807.36	12,034.51	12,057.45
20,949.00	18,836.91	9,114.75	20,949.00	9,114.75	17,865.74		(c) Unallocable	22,866.29	20,729.36	9,898.99	22,866.29	9,898.99	18,923.70
						5	Capital Employed [Segment Assets - Segment Liabilities]						
1,20,110.63	1,18,165.02	1,02,685.91	1,20,110.63	1,02,685.91	1,11,724.86		(a) Plastics	1,34,088.49	1,31,474.03	1,15,577.04	1,34,088.49	1,15,577.04	1,24,106.20
4,954.75	4,298.67	3,543.17	4,954.75	3,543.17	3,820.34		(b) Lifestyle Furniture, Furnishings & Accessories	4,954.75	4,298.67	3,543.17	4,954.75	3,543.17	3,820.34
(10,461.06)	(7,888.73)	632.24	(10,461.06)	632.24	(3,563.28)		(c) Unallocable	(15,985.09)	(12,927.62)	(3,657.20)	(15,985.09)	(3,657.20)	(7,775.25)



Statement of Assets & Liabilities

(₹ In Lakhs)

Standalone		Sr. No	Particulars	Consolidated	
As at Current Half Year end 30/09/2022	As at Previous Year end 31/03/2022			As at Current Half Year end 30/09/2022	As at Previous Year end 31/03/2022
Unaudited	Audited			Unaudited	Audited
		I. ASSETS			
		1 Non-Current Assets			
68,545.12	65,703.50	(a) Property, Plant and Equipment	74,202.64	68,656.82	
2,157.80	1,358.93	(b) Capital work-in-Progress	2,156.34	2,639.25	
-	-	(c) Goodwill	675.60	675.60	
143.46	144.22	(d) Other Intangible Assets	143.91	144.91	
-	-	(e) Investments accounted using Equity Method	2,215.65	2,073.49	
-	-	(f) Financial Assets	-	-	
7,644.91	7,644.91	(i) Investments in Subsidiaries and Joint Ventures	-	-	
43.14	43.14	(ii) Other Investments	43.14	43.14	
307.53	273.34	(iii) Loans	337.21	276.44	
2,680.50	2,485.63	(iv) Other Financial Assets	2,713.31	2,502.04	
3,599.26	3,589.06	(g) Other Non-Current Assets	3,599.26	3,804.96	
85,121.72	81,242.73	Total Non-Current Assets	86,087.06	80,816.65	
		2 Current Assets			
61,309.91	59,633.99	(a) Inventories	68,074.86	66,129.99	
499.98	-	(b) Financial Assets			
35,390.13	27,570.41	(i) Current Investments	1,253.43	1,424.98	
997.12	5,694.94	(ii) Trade Receivables	39,311.66	31,391.21	
200.09	241.26	(iii) Cash and Cash Equivalents	2,024.19	6,534.04	
1,321.50	1,597.46	(iv) Bank Balances other than (iii) above	200.09	304.18	
581.58	421.00	(v) Other Financial Assets	1,194.05	1,375.45	
4,884.23	5,890.01	(c) Current Tax Assets (Net)	729.85	498.69	
		(d) Other Current Assets	5,742.92	6,853.38	
1,05,184.54	1,01,049.07	Total Current Assets	1,18,531.05	1,14,511.92	
1,90,306.26	1,82,291.80	TOTAL ASSETS	2,04,618.11	1,95,328.57	
		II. EQUITY AND LIABILITIES			
		1 Equity			
1,492.25	1,492.25	(a) Equity Share Capital	1,492.25	1,492.25	
1,13,112.07	1,10,489.68	(b) Other Equity	1,21,565.90	1,18,659.04	
1,14,604.32	1,11,981.93	Equity attributable to equity holders of the Company	1,23,058.15	1,20,151.29	
		Non-controlling Interests	63.52	70.69	
		2 Non-current Liabilities			
10,308.73	10,958.76	(a) Financial Liabilities			
13,132.28	14,501.56	(i) Borrowings	11,559.62	11,695.91	
7,137.88	6,721.17	(ii) Lease Liabilities	13,184.89	14,560.05	
462.89	462.89	(iii) Other Financial Liabilities	7,139.54	6,720.44	
932.48	947.66	(b) Provisions	624.27	666.73	
		(c) Deferred Tax Liabilities (Net)	1,259.45	1,222.14	
31,974.26	33,592.04	Total Non-Current Liabilities	33,767.77	34,865.27	
		3 Current Liabilities			
9,153.06	5,772.57	(a) Financial Liabilities			
2,912.73	3,381.08	(i) Borrowings	9,479.61	5,772.57	
22,549.03	19,626.89	(ii) Lease Liabilities	2,928.58	3,400.68	
		(iii) Trade Payables			
		(a) Total Outstanding dues of micro enterprises and small enterprises	10.07	179.35	
		(b) Total Outstanding dues of creditors other than micro enterprises and small enterprises	24,677.01	21,920.22	
3,227.67	2,735.77	(iv) Other Financial Liabilities	3,260.76	2,645.59	
4,652.90	4,093.07	(b) Other Current Liabilities	6,020.75	5,123.73	
1,232.29	1,108.45	(c) Provisions	1,339.01	1,152.85	
		(d) Current Tax Liabilities (Net)	12.88	46.33	
43,727.68	36,717.83	Total Current Liabilities	47,728.67	40,241.32	
1,90,306.26	1,82,291.80	TOTAL EQUITY AND LIABILITIES	2,04,618.11	1,95,328.57	




Statement of Cash Flow

(₹ In Lakhs)

Standalone		Sr. No	Particulars	Consolidated	
Half Year ended 30/09/2022	Half Year ended 30/09/2021			Half Year ended 30/09/2022	Half Year ended 30/09/2021
Unaudited	Unaudited			Unaudited	Unaudited
			A. CASH FLOW FROM OPERATING ACTIVITIES		
6,445.84	4,066.33		Profit before tax for the year	6,589.36	3,776.46
			Adjustments for :		
5,299.31	4,653.23		Depreciation and amortisation	5,574.25	4,881.20
(47.67)	(4.40)		Forex Profit on Forward Contract	(47.67)	(4.40)
(79.94)	(104.02)		Profit on sale of Property, Plant and Equipment	(80.01)	(72.69)
-	-		Non-cash expenses adjustment for Gratuity	3.29	-
1,663.40	1,329.81		Finance Costs	1,781.28	1,349.31
121.61	(100.64)		Provision for doubtful debts and advances	115.12	(91.92)
-	11.39		Bad Debts Written off / (Back)	1.26	11.39
(134.86)	(191.96)		Interest Income	(241.16)	(237.05)
(133.64)	(1.45)		Gain on Cancellation/ Modification of Lease	(133.64)	(1.45)
(210.00)	(69.72)		Dividend Income on equity securities	-	-
(0.26)	(0.47)		Profit on sale / revaluation of investment	(0.26)	(0.47)
0.21	(2.18)		Unrealised Foreign Currency Gain	(5.85)	(2.12)
12,924.00	9,585.92		Operating Profit before Working Capital changes	13,555.97	9,608.26
			Working capital adjustments:		
(1,675.92)	(6,697.60)		(Increase) / Decrease in Inventories	(1,944.87)	(9,803.77)
(7,888.58)	(3,781.85)		(Increase) / Decrease in Trade Receivables	(7,984.08)	(1,873.58)
1,215.06	114.57		(Increase) / Decrease in Other Receivables	1,290.70	(713.07)
2,869.17	2,413.80		Increase/(Decrease) in Trade Payables	2,540.61	2,247.66
1,192.34	(578.88)		Increase / (Decrease) in Other Liabilities & Provisions	1,555.21	510.16
8,636.07	1,055.96		Cash generation from operation	9,013.54	(24.35)
(1,747.06)	(1,789.58)		Direct Taxes Paid (Net of Refund)	(1,858.77)	(1,923.33)
6,889.01	(733.62)		Net cash from operating activities (A)	7,154.77	(1,947.68)
			B CASH FLOWS FROM INVESTING ACTIVITIES		
84.79	127.01		Interest Received	155.76	162.27
210.00	69.72		Dividends Received	-	-
794.55	224.82		Proceeds from Sale of Property, Plant and Equipment	795.11	240.91
(9,978.31)	(6,380.60)		Acquisition of Property, Plant and Equipment	(11,436.46)	(6,584.18)
(1,100.00)	-		Investment in Mutual Fund	(1,100.00)	-
600.28	1,000.52		Redemption of Mutual Fund	600.28	1,000.52
-	-		Share of profit from Joint Ventures	210.00	-
36.17	5,162.23		Redemption in fixed deposits (net)	669.98	5,662.57
(9,352.52)	203.70		Net cash used in investing activities (B)	(10,105.33)	482.09
			C CASH FLOW FROM FINANCING ACTIVITIES		
-	-		Receipt of Long term Borrowings	763.75	-
(845.68)	(845.68)		Repayment of Long term Borrowings	(845.68)	(845.68)
3,499.96	4,354.43		Increase in Short Term borrowings (Net)	-	4,601.23
(565.82)	(582.04)		Increase/ (Decrease) in Short Term borrowings (Net)	3,576.51	-
(1,354.56)	(1,145.27)		Interest paid on other than Lease Liabilities	(680.56)	(597.38)
(729.83)	(747.03)		Principal payment of lease liabilities	(1,363.12)	(1,166.80)
(2,238.38)	(1,492.25)		Interest paid on lease liabilities	(732.97)	(751.19)
(2,234.31)	(457.84)		Dividends paid	(2,238.38)	(1,492.25)
			Net cash flow from (used in) financing activities (C)	(1,520.45)	(252.07)
			Change In Foreign Currency Fluctuation Reserve Arising On Consolidation (D)	(38.84)	(2.61)
(4,697.82)	(987.76)		Net decrease / (increase) in cash and cash equivalents (A + B + C+ D)	(4,509.85)	(1,720.27)
5,694.94	1,159.85		Cash and cash equivalents at the beginning of the year	6,534.04	3,108.16
997.12	172.09		Cash and cash equivalents at the end of the period	2,024.19	1,387.89
(4,697.82)	(987.76)		Net (decrease) / increase in cash and cash equivalents	(4,509.85)	(1,720.27)

Note: The Cash Flow statement has been prepared under the "Indirect Method" as set out in Accounting Standard (Ind As -7) Statement of Cash Flows.



ADDITIONAL DISCLOSURES AS PER CLAUSE 52 (4) OF SECURITIES AND EXCHANGE BOARD OF INDIA (LISTING OBLIGATIONS AND DISCLOSURE REQUIREMENTS) REGULATIONS, 2015

Standalone						Particulars	Consolidated						
Quarter Ended		Half Year Ended		Year Ended			Quarter Ended		Half Year Ended		Year Ended		
Sep-22	Jun-22	Sep-21	Sep-22	Sep-21	Mar-22		Sep-22	Jun-22	Sep-21	Sep-22	Sep-21	Mar-22	
1,14,604.32	1,14,574.96	1,06,861.32	1,14,604.32	1,06,861.32	1,11,981.93	1	Net Worth (₹ in Lakhs)	1,23,058.15	1,22,845.08	1,15,463.01	1,23,058.15	1,15,463.01	1,20,151.29
2,275.11	2,574.62	2,735.47	4,849.73	3,024.67	7,929.22	2	Net Profit after Tax (₹ in Lakhs)	2,393.31	2,863.17	2,827.75	5,256.48	2,996.29	8,342.21
						3	Earning per Share (of ₹ 10 each) (Not Annualised)						
15.25	17.25	18.33	32.50	20.27	53.14	a)	Basic (₹)	16.02	19.21	18.94	35.22	20.07	55.86
15.25	17.25	18.33	32.50	20.27	53.14	b)	Diluted (₹)	16.02	19.21	18.94	35.22	20.07	55.86
0.17	0.15	0.08	0.17	0.08	0.15	4	Debt Equity Ratio ((Non-Current Borrowings + Current Borrowings)/ Total Equity)	0.17	0.16	0.07	0.17	0.07	0.15
0.19	0.19	0.07	0.19	0.07	0.19	5	Long Term Debt to Working Capital ((Non-Current Borrowings + Current maturities of Long term Debt)/ Net Working Capital excluding Current Maturities of Long term Debt)	0.19	0.18	0.06	0.19	0.06	0.18
0.10	0.10	0.05	0.10	0.05	0.09	6	Total Debts to Total Assets Ratio ((Short Term Debt + Long Term Debt)/ Total Assets)	0.10	0.10	0.05	0.10	0.05	0.09
6.25	6.61	8.07	6.42	5.91	6.40	7	Debt Service Coverage Ratio ((PAT + Depreciation and Amortization Expense (excluding lease amortisation expense) + Interest cost on Borrowings + (Profit)/ Loss on sale of Fixed assets)/(Interest cost on Borrowings + Principal repayments made during the period for Long Term Borrowings))	6.21	7.02	8.64	6.59	6.21	6.97
14.71	17.27	34.92	15.88	28.06	23.17	8	Interest Service Coverage Ratio (PAT + Depreciation and Amortization Expense (excluding lease amortisation expense) + (Profit)/ Loss on sale of Fixed assets+ Interest cost on Borrowings)/(Interest cost on Borrowings)	13.30	17.57	36.83	15.14	28.72	24.17
2.41	2.78	2.56	2.41	2.56	2.75	9	Current Ratio (in times) (Current Assets / Current Liabilities)	2.48	2.84	2.65	2.48	2.65	2.85
-	-	0.00	-	0.00	0.00	10	Bad Debts to Account Receivable Ratio (in %) (Bad Debts / Average Trade Receivable)	0.00	0.00	0.00	0.00	0.00	0.00
0.58	0.52	0.59	0.58	0.59	0.52	11	Current Liability Ratio (Current Liabilities / Total Liabilities)	0.59	0.53	0.61	0.59	0.61	0.54
10.57	11.06	12.02	10.89	9.61	10.90	12	Debtors Turnover Ratio (in times) (Gross Revenue from Operations / Average Trade Receivables) (Annualised)	10.15	10.37	11.41	10.23	9.04	10.28
5.01	4.72	5.23	4.77	4.61	4.66	13	Inventory Turnover (in times) (Sale of Products / Average inventory) (Annualised)	4.78	4.54	4.94	4.52	4.41	4.63
8.06%	9.37%	9.61%	8.66%	8.50%	8.53%	14	Operating Margin (%) [(Profit before Depreciation, Interest, Tax, Exceptional Items - Other Income)/ Total Revenue from Operations]	8.38%	9.54%	8.94%	8.93%	7.84%	8.32%
2.99%	3.65%	3.97%	3.31%	2.66%	3.20%	15	Net Profit Margin (%) (Profit after Tax /Revenue from Operation)	2.96%	3.87%	3.82%	3.40%	2.43%	3.06%

Notes :-

- 1) As on 30th September 2022, the Company has total Secured Listed Non-Convertible Debentures outstanding (before netting off prepaid finance charges) aggregating to ₹ 9,900 lakhs, the same is secured by way of a pari passu charge on Company's certain movable properties. The Proceeds of said Non Convertible Debentures were used for its Intended purpose and there was no deviation in the same.
- 2) Pursuant to the Companies (Share Capital and Debentures) Amendment Rules 2019, dated 16th August, 2019, the Companies Equity Shares having listed on Stock Exchange, is not required to create Debenture Redemption Reserve.
- 3) The security cover as on 30th September, 2022 is more than 1.25 times of the principal and interest amount. Further, the required security cover as per the disclosure documents/ debenture trust deed is maintained by the Company.



Notes :

1 The above results have been prepared in accordance with Indian Accounting Standards ('Ind AS') notified under section 133 of the Companies Act, 2013, read together with the Companies (Indian Accounting Standards) Rules, 2015.

2 The above unaudited results have been reviewed by the Audit Committee and approved by the Board of Directors at their meeting held on 10th November, 2022. These results have been subjected to limited review by the Statutory Auditors who have expressed an unmodified review conclusion. The review report has been filed with stock exchange and is available on the company's website.

By order of the Board
For Nilkamal Limited

HITEN
VAMANRA
I PAREKH

Hiten V. Parekh
Managing Director

Place : Mumbai.
Date : 10th November, 2022.

Visit us at : www.nilkamal.com, www.at-home.co.in
E-Mail for further information : finance@nilkamal.com
Nilkamal Moulding a Bright future
'@home' The Mega Home Store

RISHABH
GYAN KUMAR

Digitally signed by
RISHABH GYAN KUMAR
Date: 2022.11.10
13:03:24 +05'30'



B S R & Co. LLP

Chartered Accountants

14th Floor, Central B Wing and North C Wing,
Nesco IT Park 4, Nesco Center,
Western Express Highway, Goregaon (East),
Mumbai - 400 063, India

Telephone: +91 22 6257 1000
Fax: +91 22 6257 1010

Limited Review Report on unaudited standalone financial results of Nilkamal Limited for the quarter ended 30 September 2022 and year-to-date results for the period from 01 April 2022 to 30 September 2022 pursuant to Regulation 33 and Regulation 52(4) read with Regulation 63 of Securities and Exchange Board of India (Listing Obligations and Disclosure Requirements) Regulations, 2015, as amended, as prescribed in Securities and Exchange Board of India operational circular SEBI/HO/DDHS/P/CIR/2021/613 dated 10 August 2021

To the Board of Directors of Nilkamal Limited

1. We have reviewed the accompanying Statement of unaudited standalone financial results of Nilkamal Limited ("the Company") for the quarter ended 30 September 2022 and year-to-date results for the period from 01 April 2022 to 30 September 2022 ("the Statement").
2. This Statement, which is the responsibility of the Company's management and approved by the Board of Directors, has been prepared in accordance with the recognition and measurement principles laid down in Indian Accounting Standard 34 "*Interim Financial Reporting*" ("Ind AS 34"), prescribed under Section 133 of the Companies Act, 2013, and other accounting principles generally accepted in India and in compliance with Regulation 33 and Regulation 52(4) read with Regulation 63 of the Securities and Exchange Board of India (Listing Obligations and Disclosure Requirements) Regulations, 2015, as amended, as prescribed in Securities and Exchange Board of India operational circular SEBI/HO/DDHS/P/CIR/2021/613 dated 10 August 2021. Our responsibility is to issue a report on the Statement based on our review.
3. We conducted our review of the Statement in accordance with the Standard on Review Engagements (SRE) 2410 "*Review of Interim Financial Information Performed by the Independent Auditor of the Entity*" issued by the Institute of Chartered Accountants of India. This standard requires that we plan and perform the review to obtain moderate assurance as to whether the Statement is free of material misstatement. A review is limited primarily to inquiries of company personnel and analytical procedures applied to financial data and thus provides less assurance than an audit. We have not performed an audit and accordingly, we do not express an audit opinion.

Registered Office:

B S R & Co. LLP

4. Based on our review conducted as above, nothing has come to our attention that causes us to believe that the accompanying Statement, prepared in accordance with applicable accounting standards and other recognised accounting practices and policies has not disclosed the information required to be disclosed in terms of Regulation 33 and Regulation 52(4) read with Regulation 63 of the Securities and Exchange Board of India (Listing Obligations and Disclosure Requirements) Regulations, 2015, as amended, as prescribed in Securities and Exchange Board of India operational circular SEBI/HO/DDHS/P/CIR/2021/613 dated 10 August 2021, including the manner in which it is to be disclosed, or that it contains any material misstatement.

For **B S R & Co. LLP**

Chartered Accountants

Firm's Registration No.:101248WW-100022

RISHABH

Digitally signed by

RISHABH GYAN KUMAR

GYAN KUMAR

Date: 2022.11.10

13:00:03 +05'30'

Rishabh Kumar

Partner

Mumbai

10 November 2022

Membership No.: 402877

UDIN:22402877BCRYZY4712

B S R & Co. LLP

Chartered Accountants

14th Floor, Central B Wing and North C Wing,
Nesco IT Park 4, Nesco Center,
Western Express Highway, Goregaon (East),
Mumbai - 400 063, India

Telephone: +91 22 6257 1000
Fax: +91 22 6257 1010

Limited Review Report on unaudited consolidated financial results of Nilkamal Limited for the quarter ended 30 September 2022 and year-to-date results for the period from 01 April 2022 to 30 September 2022 pursuant to Regulation 33 and Regulation 52(4) read with Regulation 63 of Securities and Exchange Board of India (Listing Obligations and Disclosure Requirements) Regulations, 2015, as amended, as prescribed in Securities and Exchange Board of India operational Circular SEBI/HO/DDHS/P/CIR/2021/613 dated 10 August 2021

To the Board of Directors of Nilkamal Limited

1. We have reviewed the accompanying Statement of unaudited consolidated financial results of Nilkamal Limited ("the Parent"), and its subsidiaries (the Parent and its subsidiaries together referred to as "the Group") and its share of the net profit after tax and total comprehensive income of its joint venture for the quarter ended 30 September 2022 and year-to-date results for the period from 01 April 2022 to 30 September 2022 ("the Statement"), being submitted by the Parent pursuant to the requirements of Regulation 33 and Regulation 52(4) read with Regulation 63 of the Securities and Exchange Board of India (Listing Obligations and Disclosure Requirements) Regulations, 2015, as amended ("Listing Regulations"), as prescribed in Securities and Exchange Board of India operational circular SEBI/HO/DDHS/P/CIR/2021/613 dated 10 August 2021.
2. This Statement, which is the responsibility of the Parent's management and approved by the Parent's Board of Directors, has been prepared in accordance with the recognition and measurement principles laid down in Indian Accounting Standard 34 "Interim Financial Reporting" ("Ind AS 34"), prescribed under Section 133 of the Companies Act, 2013, and other accounting principles generally accepted in India and in compliance with Regulation 33 and Regulation 52(4) read with Regulation 63 of the Listing Regulations, as prescribed in Securities and Exchange Board of India operational circular SEBI/HO/DDHS/P/CIR/2021/613 dated 10 August 2021. Our responsibility is to express a conclusion on the Statement based on our review.
3. We conducted our review of the Statement in accordance with the Standard on Review Engagements (SRE) 2410 "Review of Interim Financial Information Performed by the Independent Auditor of the Entity", issued by the Institute of Chartered Accountants of India. A review of interim financial information consists of making inquiries, primarily of persons responsible for financial and accounting matters, and applying analytical and other review procedures. A review is substantially less in scope than an audit conducted in accordance with Standards on Auditing and consequently does not enable us to obtain assurance that we would become aware of all significant matters that might be identified in an audit. Accordingly, we do not express an audit opinion.

We also performed procedures in accordance with the circular issued by the Securities and Exchange Board of India under Regulation 33(8) of the Listing Regulations, to the extent applicable.

4. The Statement includes the results of the following entities:

Name of the Entity	Relationship
Nilkamal Eswaran Plastics Private Limited	Subsidiary
Nilkamal Eswaran Marketing Private Limited	Step-down Subsidiary

Registered Office:

B S R & Co. LLP

Nilkamal Crates and Bins FZE	Wholly owned Subsidiary
Nilkamal Storage System Private Limited	Wholly owned subsidiary
Cambro Nilkamal Private Limited	Joint venture
Nilkamal Foundation	Subsidiary

5. Based on our review conducted and procedures performed as stated in paragraph 3 above, nothing has come to our attention that causes us to believe that the accompanying Statement, prepared in accordance with the recognition and measurement principles laid down in the aforesaid Indian Accounting Standard and other accounting principles generally accepted in India, has not disclosed the information required to be disclosed in terms of Regulation 33 and Regulation 52(4) read with Regulation 63 of the Listing Regulations, as prescribed in Securities and Exchange Board of India operational circular SEBI/HO/DDHS/P/CIR/2021/613 dated 10 August 2021, including the manner in which it is to be disclosed, or that it contains any material misstatement.
6. The Statement includes the interim financial information of 4 Subsidiaries which have not been reviewed, whose interim financial information reflect total assets of Rs. 5,247.77 lakhs (before consolidation adjustments) as at 30 September 2022 and total revenues of Rs. 1,512.55 lakhs (before consolidation adjustments) and Rs. 2,939.54 lakhs (before consolidation adjustments), total net profit after tax of Rs. 101.83 lakhs (before consolidation adjustments) and Rs. 151.01 lakhs (before consolidation adjustments) and total comprehensive income / (loss) of Rs. (39.19) lakhs (before consolidation adjustments) and Rs. 12.98 lakhs (before consolidation adjustments), for the quarter ended 30 September 2022 and for the period from 01 April 2022 to 30 September 2022 respectively, and cash flows (net) of Rs. 301.34 lakhs (before consolidation adjustments) for the period from 01 April 2022 to 30 September 2022, as considered in the Statement. The Statement also includes the Group's share of net profit after tax of Rs.168.46 lakhs (before consolidation adjustments) and Rs. 355.36 lakhs (before consolidation adjustments) and total comprehensive income of Rs.168.46 lakhs (before consolidation adjustments) and Rs. 355.36 lakhs (before consolidation adjustments), for the quarter ended 30 September 2022 and for the period from 01 April 2022 to 30 September 2022 respectively as considered in the unaudited consolidated financial results, in respect of 1 joint venture, based on their interim financial information which have not been reviewed. According to the information and explanations given to us by the Parent's management, these interim financial information are not material to the Group.

Our conclusion is not modified in respect of this matter.

For **B S R & Co. LLP**

Chartered Accountants

Firm's Registration No.:101248W/W-100022

**RISHABH
GYAN KUMAR**

Digitally signed by RISHABH
GYAN KUMAR
Date: 2022.11.10 13:01:24
+05'30'

Rishabh Kumar

Partner

Mumbai

10 November 2022

Membership No.: 402877

UDIN:22402877BCSAEJ1301

Head Office : Nilkamal House, 77/88, Road No.13/14, M.I.D.C., Andheri (East), Mumbai - 400 093, INDIA. Tel. : (91-22) 4235 8888

Material Handling Division : Fax : (91-22) 2836 1923 ● E-mail : marketing@nilkamal.com

Furniture Division : Fax : (91-22) 2835 3556 ● E-mail : furniture@nilkamal.com

@home Division : Fax : (91-22) 2837 2787 ● E-mail : connect@at-home.co.in ● Visit us at : www.nilkamal.com ● Visit us at : www.at-home.co.in

10th November, 2022

Nilkamal Limited – Press Release on Q2 FY23 Results

Nilkamal Limited today reported its financial performance for the quarter and half year ended 30th September, 2022.


Standalone Financial Highlights for Q2FY23:

- ❖ The company has registered the highest quarterly revenue of ₹ 760.53 crores, up by 10 % on y-o-y.
- ❖ Plastics business exhibits value growth of 9 % on y-o-y basis.
- ❖ @home – the retail business achieved turnover of ₹ 63.34 crores and EBIDT of ₹ 5.01 crores.
- ❖ E-Commerce sales stood at ₹ 36.77 crores, up by 45% on y-o-y.
- ❖ Records EBIDT of ₹ 65.82 crores.
- ❖ Achieved PBT of ₹ 30.24 crores and PAT of ₹ 22.75 crores.

(₹ in Crores)

Particulars	Q2		H1		FY 2022
	FY 2023	FY 2022	FY 2023	FY 2022	
Net Sales	760.53	689.01	1465.49	1138.79	2475.48
EBIDTA	65.82	67.20	134.09	100.49	228.85
PBT	30.24	36.92	64.46	40.66	104.00
PAT	22.75	27.35	48.50	30.25	79.29
Basic EPS	15.25	18.33	32.50	20.27	53.14
Cash EPS	33.24	34.25	68.01	51.45	118.07

1





Nilkamal Limited



Head Office : Nilkamal House, 77/88, Road No.13/14, M.I.D.C., Andheri (East), Mumbai - 400 093, INDIA. Tel. : (91-22) 4235 8888

Material Handling Division : Fax : (91-22) 2836 1923 ● **E-mail :** marketing@nilkamal.com

Furniture Division : Fax : (91-22) 2835 3556 ● **E-mail :** furniture@nilkamal.com


@home Division : Fax : (91-22) 2837 2787 ● **E-mail :** connect@at-home.co.in ● **Visit us at :** www.nilkamal.com ● **Visit us at :** www.at-home.co.in

The Company has achieved growth in its sales for H1FY23 which stood at ₹ 1465.49 crores, up by 28.69 % over the corresponding period of the previous year. EBIDT stood at ₹ 134.09 crores, up by 33.44 % over the corresponding period of the previous year whereas PBT stood at ₹ 64.46 crores, up by 58.53 % over the same period of the previous year.

The continued positive traction in B2B business enabled the Company to register the highest quarterly revenue during Q2FY23 which stood at ₹ 760.53 crores (Plastic business ₹ 669 crores, @home ₹ 63.34 crores and Mattress ₹ 28 crores) as compared to ₹ 689 crores (Plastic business ₹ 606 crores, @home ₹ 52.38 crores and Mattress ₹ 31 crores) for Q2FY22 a growth of 9 % in value terms. The PBT achieved by the Company during Q2FY23 stood at ₹ 30.24 crores against ₹ 36.76 crores during Q2FY22. During Q2FY23 the Company was able to pass on the total increased burden of raw material prices, however due to the inflationary pressures on the operating cost alongwith increased advertisement, sales promotions, discounts and schemes resulted into lower profitability. Further the softening trend of raw material prices shall help the Company to achieve improved performance during H2FY23.

The Capex spends of the Company for Q2 FY23 stood at ₹47.15 Crore, aggregating to ₹95.90 Crores till H1FY23. The said expenditure is mainly towards Moulds, Plant & Machineries, Factory Land & building etc.

As on 30th September, 2022, the Company has 118 exclusive operative stores selling Ready furniture, Mattresses etc.. While, the Company has increased its injection molding manufacturing capacity by 3280 MTPA. The total Net Borrowing of the Company stood at ₹ 180.62crores as on 30th September, 2022 as against net borrowings of ₹ 81.61 crores as on 30th September, 2021.



Signature

Head Office : Nilkamal House, 77/88, Road No.13/14, M.I.D.C., Andheri (East), Mumbai - 400 093, INDIA. Tel. : (91-22) 4235 8888

Material Handling Division : Fax : (91-22) 2836 1923 ● E-mail : marketing@nilkamal.com

Furniture Division : Fax : (91-22) 2835 3556 ● E-mail : furniture@nilkamal.com

@home Division : Fax : (91-22) 2837 2787 ● E-mail : connect@at-home.co.in ● Visit us at : www.nilkamal.com ● Visit us at : www.at-home.co.in


Consolidated results

[Including results of (a) Company's subsidiary Nilkamal Storage Systems Private Limited, Nilkamal Eswaran Plastics Private Limited & Nilkamal Eswaran Marketing Private Limited at Sri Lanka and Nilkamal Crates and Bins FZE at Ajman and Nilkamal Foundation (a Section 8 Company) at India; (b) Cambro Nilkamal Private Limited at India , Joint Venture Company]

Nilkamal Storage Systems Private Limited - the Company's subsidiary recorded turnover of ₹ 53.13 crores and incurred a profit of ₹ 0.92 crores for Q2FY23 vis-à-vis ₹ 66.31 crores and loss of ₹ 1.32 crores for Q2 FY22. The total racking business of the Company alongwith the business of the said subsidiary leaped to the extent of ₹ 84.44 crores in Q2 FY23 vis-à-vis ₹ 39.66 crores during Q2 FY22, growth of 112%.

Further the Company's subsidiary Companies at Sri Lanka and Ajman, UAE showed satisfactory performance as anticipated by the Company. Cambro Nilkamal Limited the Company's US Joint Venture exhibited uptrend and recorded a turnover of ₹ 22.56 crores during Q2FY23 vis-à-vis ₹ 13.59 Crores for Q2FY22. However, the business of the said joint venture and subsidiary companies is negligible as compared to the standalone business of the Company.

For the Q2FY23, on consolidation of accounts of the subsidiaries and Joint Venture of Nilkamal, the Net Sales stood at ₹ 807.76 Crore vis-à-vis ₹ 739.38 Crore of corresponding quarter of previous year, up by 9%. PAT after minority interest stood at ₹ 23.93 Crore as against ₹ 28.28 Crore for the corresponding quarter of previous year.





Nilkamal Limited



Head Office : Nilkamal House, 77/88, Road No.13/14, M.I.D.C., Andheri (East), Mumbai - 400 093, INDIA. Tel. : (91-22) 4235 8888

Material Handling Division : Fax : (91-22) 2836 1923 ● **E-mail :** marketing@nilkamal.com

Furniture Division : Fax : (91-22) 2835 3556 ● **E-mail :** furniture@nilkamal.com

@home Division : Fax : (91-22) 2837 2787 ● **E-mail :** connect@at-home.co.in ● **Visit us at :** www.nilkamal.com ● **Visit us at :** www.at-home.co.in

About Nilkamal

Nilkamal Limited is an industry pioneer in the manufacturing business of moulded furniture and material handling products with diversified product profile across various segments along with a diversified customer base including household customers, industrial customers and retail buyers. It is also having its presence in the retail business of lifestyle furniture, furnishings and accessories under its brand '@home'.

Cautionary Statement

Some of the statements in this communication that are not historical facts are forward looking statements. These statements are based on the present business environment and regulatory framework. Developments that could affect the Company's operations include significant changes in political and economic environment in India, tax laws, import duties, litigation and labour relations. We assume no responsibility for any action taken based on the said information, or to update the same as circumstances change.

FOR NILKAMAL LIMITED

PRITI DAVE

(COMPANY SECRETARY)

